

MoDOT's Central District

PROJECT DESCRIPTION KEY

2018-2022 Highway and Bridge Construction Schedule

Construction contingency applied to construction cost in the year the project is awarded.

Three percent project growth factor compounded annually is applied to right-of-way and construction in program years 2, 3, 4, and 5.

No inflation is applied to the Funding From Other Sources (FFOS) or Payments.

Engineering includes PE costs, CE costs, and R/W incidentals.

STATE FISCAL YEAR PROJECT BUDGETING					
Prior Prog.	7/2017 6/2018	7/2018 6/2019	7/2019 6/2020	7/2020 6/2021	7/2021 6/2022
Engineering:	99	9	0	0	0
R/W:	0	0	99	0	0
Construction:	0	0	0	999	0
FFOS:	0	0	0	99	0
Payments:	0	99	0	0	0

County: _____
 Route: _____
 Job No.: _____
 Length: _____
 Fund Cat: _____
 Sec Cat: _____
 TIP# _____

MPO: _____ Fed: _____ State: _____ Local: _____

Award Date _____ Anticipated Fed Cat: _____
 Future Cost: _____ Estimate Total: _____

Anticipated Federal Funding Category^

Estimated cost range beyond 2022.

Date project is to be awarded to begin construction (Season and calendar year for 2017 & 2018. SFY only beyond 2018).

Metropolitan Planning Organization (Y/N).

Project description and location.

County location of project.

Route location of project.

Project number used to track project costs.

Total length in 1/100 miles.

Primary Funding Category.*

Secondary Funding Category.**

Transportation Improvement Program number (MPO projects only).

Total project cost estimate.

Federal, Advanced CN-State, State and Local share of project costs.

Dollars programmed in previous STIPs.

Dollars funded from other sources.

Dollars for construction, utilities and contingency.

Dollars for right-of-way (land acquisition).

Dollars to be paid back for accelerating the project or payments to others.

Dollars for engineering that include preliminary engineering, construction engineering and right-of-way incidentals.

***Primary Funding Category:**

- Take Care of System
- Statewide Interstate & Major Bridge
- Safety
- Statewide Safety
- Flexible & Other
- Amendment 3

****Secondary Funding Category:**

- Enhancements
- Low Type Resurfacing
- N - Ada Trans (ADA Transition Plan)
- Preventive Maint (Preventive Maintenance)
- Regional
- Rehab And Reconst (Rehabilitation and Reconstruction)
- Routine Maintenance
- Safety
- Systems Operations
- Thin Lift Overlay
- Urban Safety

^Anticipated Federal Funding Category:

CMAQ - Congestion Mitigation and Air Quality.
 * Usually 80% Federal & 20% State funds.

Earmark - usually 80% Federal & 20% State funds.

NHFP - National Highway Freight Program.
 * Usually 80% Federal & 20% State funds.

NHPP - National Highway Performance Program.
 * Usually 80% Federal & 20% State funds.
 * Sometimes 90% Federal & 10% State funds.

Safety - usually 90% Federal & 10% State funds.

State - No federal funds, state only funded.

STBG - Surface Transportation Block Grant program.
 * Usually 80% Federal & 20% State funds.

(All Costs in Thousands)



2018-2022 Highway and Bridge Construction Schedule

Transportation Planning

P.O. Box 270
Jefferson City, MO 65102

Construction contingency applied to construction cost in the year the project is awarded.

Three percent project growth factor compounded annually is applied to right-of-way and construction costs in program years 2, 3, 4, and 5.

No inflation is applied to the Funding From Other Sources (FFOS) or Payments.

Engineering includes PE costs, CE costs and R/W incidentals.

						STATE FISCAL YEAR PROJECT BUDGETING					
						Prior Prog.	7/2017- 6/2018	7/2018- 6/2019	7/2019- 6/2020	7/2020- 6/2021	7/2021- 6/2022
County: Boone	Bridge improvements over Grindstone Creek, 0.5 mile east of Hopper Road. Project involves bridge S0352.	Engineering:	41	81	201	0	0	0	0	0	0
Route: MO 124		R/W:	0	10	0	0	0	0	0	0	0
Job No.: 5S3053		Construction:	0	0	913	0	0	0	0	0	0
Length: 0.04	MPO: N	FFOS:	0	0	0	0	0	0	0	0	0
Fund Cat: Taking Care Of System	Fed: 964 State: 241 Local: 0	Payments:	0	0	0	0	0	0	0	0	0
Sec Cat: Rehab And Reconst	Awd Date: Fall 18 Anticipated Fed Cat: NHPP										
TIP #: Future Cost: 0 Estimate Total: 1,246											
County: Boone	ADA Transition Plan improvements at various locations from Vandiver Drive to Rte. K in Columbia. \$759,000 from Statewide Transportation Alternatives funds.	Engineering:	10	194	0	0	0	0	0	0	0
Route: MO 163		R/W:	0	15	0	0	0	0	0	0	0
Job No.: 5S3218		Construction:	0	934	0	0	0	0	0	0	0
Length: 5.66	MPO: Y	FFOS:	0	759	0	0	0	0	0	0	0
Fund Cat: Taking Care Of System	Fed: 914 State: 229 Local: 0	Payments:	0	0	0	0	0	0	0	0	0
Sec Cat: N- Ada Trans	Awd Date: Spring 18 Anticipated Fed Cat: NHPP										
TIP #: Future Cost: 0 Estimate Total: 1,153											
County: Boone	Bridge improvements over Bonne Femme Creek. Project involves bridge A3125.	Engineering:	144	110	0	0	0	0	0	0	0
Route: US 63		R/W:	0	0	0	0	0	0	0	0	0
Job No.: 5P3165		Construction:	0	509	0	0	0	0	0	0	0
Length: 0.09	MPO: N	FFOS:	0	0	0	0	0	0	0	0	0
Fund Cat: Taking Care Of System	Fed: 495 State: 124 Local: 0	Payments:	0	0	0	0	0	0	0	0	0
Sec Cat: Rehab And Reconst	Awd Date: Winter 18 Anticipated Fed Cat: NHPP										
TIP #: Future Cost: 0 Estimate Total: 763											
County: Boone	Pavement improvements on the northbound and southbound lanes from Rte. 22 to Rte. 763 at Columbia.	Engineering:	0	12	335	0	0	0	0	0	0
Route: US 63		R/W:	0	0	0	0	0	0	0	0	0
Job No.: 5P3235		Construction:	0	0	4,630	0	0	0	0	0	0
Length: 15.40	MPO: Y	FFOS:	0	0	0	0	0	0	0	0	0
Fund Cat: Taking Care Of System	Fed: 3,982 State: 995 Local: 0	Payments:	0	0	0	0	0	0	0	0	0
Sec Cat: Thin Lift Overlay	Awd Date: Fall 18 Anticipated Fed Cat: NHPP										
TIP #: Future Cost: 0 Estimate Total: 4,977											
County: Boone	Bridge improvements from Rte. AC to 2.9 miles north of Rte. 54 in Callaway County. Project involves bridges A2189, A2190, A2393, A2687, A3124, A3532, A3533.	Engineering:	0	30	605	0	0	0	0	0	0
Route: US 63		R/W:	0	0	0	0	0	0	0	0	0
Job No.: 5P3287		Construction:	0	0	4,429	0	0	0	0	0	0
Length: 1.13	MPO: Y	FFOS:	0	0	0	0	0	0	0	0	0
Fund Cat: Taking Care Of System	Fed: 4,051 State: 1,013 Local: 0	Payments:	0	0	0	0	0	0	0	0	0
Sec Cat: Preventive Maint	Awd Date: 2019 Anticipated Fed Cat: NHPP										
TIP #: Future Cost: 0 Estimate Total: 5,064											

* Subject to the approval of the Transportation Improvement Program by the governing Metropolitan Planning Organization.

Jun-8-2017

Section 4 - 1

District Central

Dollars in Thousands



2018-2022 Highway and Bridge Construction Schedule

Transportation Planning

P.O. Box 270
Jefferson City, MO 65102

Construction contingency applied to construction cost in the year the project is awarded.

Three percent project growth factor compounded annually is applied to right-of-way and construction costs in program years 2, 3, 4, and 5.

No inflation is applied to the Funding From Other Sources (FFOS) or Payments.

Engineering includes PE costs, CE costs and R/W incidentals.

Construction contingency applied to construction cost in the year the project is awarded. Three percent project growth factor compounded annually is applied to right-of-way and construction costs in program years 2, 3, 4, and 5. No inflation is applied to the Funding From Other Sources (FFOS) or Payments. Engineering includes PE costs, CE costs and R/W incidentals.											STATE FISCAL YEAR PROJECT BUDGETING							
											Prior Prog.	7/2017- 6/2018	7/2018- 6/2019	7/2019- 6/2020	7/2020- 6/2021	7/2021- 6/2022		
County: Boone	Pavement and ADA Transition Plan improvements from Bus. 70 to Rte. 740 in Columbia.										Engineering:	114	238	0	0	0	0	
Route: MO 763											R/W:	55	0	0	0	0	0	
Job No.: 5S3159											Construction:	0	2,048	0	0	0	0	
Length: 2.03	MPO: Y											FFOS:	0	0	0	0	0	0
Fund Cat: Taking Care Of System	AC-State: 1,828 State: 458 Local: 0										Payments:	0	0	0	0	0	0	
Sec Cat: Thin Lift Overlay	Awd Date: Winter 18	Anticipated Fed Cat: NHPP																
TIP #: 2017-2	Future Cost: 0	Estimate Total: 2,455																
County: Boone	Bridge improvements over I-70. Project involves bridge A0152.										Engineering:	142	952	0	0	0	0	
Route: RT BB											R/W:	0	5	0	0	0	0	
Job No.: 5S3169											Construction:	0	3,141	0	0	0	0	
Length: 0.08	MPO: N											FFOS:	0	0	0	0	0	0
Fund Cat: Taking Care Of System	Fed: 3,279 State: 819 Local: 0										Payments:	0	0	0	0	0	0	
Sec Cat: Rehab And Reconst	Awd Date: Winter 18	Anticipated Fed Cat: NHPP																
TIP #: 2017-2	Future Cost: 0	Estimate Total: 4,240																
County: Boone	Bridge improvements over Hinkson Creek. Project involves bridge N0852.										Engineering:	0	10	20	93	0	0	
Route: RT HH											R/W:	0	0	0	0	0	0	
Job No.: 5S3249											Construction:	0	0	0	587	0	0	
Length: 0.06	MPO: Y											FFOS:	0	0	0	0	0	0
Fund Cat: Taking Care Of System	AC-State: 568 State: 142 Local: 0										Payments:	0	0	0	0	0	0	
Sec Cat: Rehab And Reconst	Awd Date: 2020	Anticipated Fed Cat: STBG																
TIP #: 2017-2	Future Cost: 0	Estimate Total: 710																
County: Boone	Pavement and ADA Transition Plan improvements from Rte. Y to Rte. DD. Includes pavement and ADA Transition Plan improvements on Rte. B and Rte. 124 in Hallsville. \$241,000 from Statewide Transportation Alternatives funds.										Engineering:	0	11	81	0	0	0	
Route: RT M											R/W:	0	10	0	0	0	0	
Job No.: 5S3232											Construction:	0	0	958	0	0	0	
Length: 2.23	MPO: N											FFOS:	0	0	241	0	0	0
Fund Cat: Taking Care Of System	Fed: 848 State: 212 Local: 0										Payments:	0	0	0	0	0	0	
Sec Cat: Thin Lift Overlay	Awd Date: 2019	Anticipated Fed Cat: STBG																
TIP #: 2017-2	Future Cost: 0	Estimate Total: 1,060																
County: Boone	Payment to Columbia for pavement and shoulder improvements from Mexico Gravel Road to Clark Lane in Columbia.										Engineering:	0	0	1	0	0	0	
Route: RT PP											R/W:	0	0	0	0	0	0	
Job No.: 5S3227											Construction:	0	0	1,800	0	0	0	
Length: 1.52	MPO: Y											FFOS:	0	0	0	0	0	0
Fund Cat: Taking Care Of System	Fed: 0 State: 1,801 Local: 0										Payments:	0	0	0	0	0	0	
Sec Cat: Rehab And Reconst	Awd Date: N/A	Anticipated Fed Cat: State																
TIP #: 2017-2	Future Cost: 0	Estimate Total: 1,801																

* Subject to the approval of the Transportation Improvement Program by the governing Metropolitan Planning Organization.

Jun-8-2017

Section 4 - 2

District Central

Dollars in Thousands



2018-2022 Highway and Bridge Construction Schedule

Transportation Planning

P.O. Box 270
Jefferson City, MO 65102

Construction contingency applied to construction cost in the year the project is awarded.

Three percent project growth factor compounded annually is applied to right-of-way and construction costs in program years 2, 3, 4, and 5.

No inflation is applied to the Funding From Other Sources (FFOS) or Payments.

Engineering includes PE costs, CE costs and R/W incidentals.

						STATE FISCAL YEAR PROJECT BUDGETING					
						Prior Prog.	7/2017- 6/2018	7/2018- 6/2019	7/2019- 6/2020	7/2020- 6/2021	7/2021- 6/2022
County:	Boone	Pavement and shoulder improvements from Rte. M to Rte. J in Callaway County. Includes pavement and shoulder improvements on Rte. 163 from Rte. K to Rte. H. Includes pavement improvements on Rte. N and WW in Boone County and Rte. F, J, MM and NN in Callaway County.				Engineering:	0	49	48	0	0
Route:	RT Y					R/W:	0	5	0	0	0
Job No.:	SS3257					Construction:	0	0	5,738	0	0
Length:	75.88	MPO:	Y			FFOS:	0	0	0	0	0
Fund Cat:	Taking Care Of System	AC-State:	4,671	State:	1,169	Local:	0				
Sec Cat:	Thin Lift Overlay	Awd Date:	Fall 18	Anticipated Fed Cat:	STBG	Payments:	0	0	0	0	0
TIP #:		Future Cost:	0	Estimate Total:	5,840						
County:	Callaway	Pavement and ADA Transition Plan improvements from Rte. H to Rte. 54 at Fulton. Two disconnected sections. \$1,304,000 from Statewide Transportation Alternatives funds.				Engineering:	10	562	0	0	0
Route:	BU 54					R/W:	0	9	0	0	0
Job No.:	SS3207					Construction:	0	2,826	0	0	0
Length:	4.83	MPO:	N			FFOS:	0	1,304	0	0	0
Fund Cat:	Taking Care Of System	Fed:	2,718	State:	679	Local:	0				
Sec Cat:	Thin Lift Overlay	Awd Date:	Fall 17	Anticipated Fed Cat:	NHPP	Payments:	0	0	0	0	0
TIP #:		Future Cost:	0	Estimate Total:	3,407						
County:	Callaway	Pavement improvements on eastbound and westbound lanes from the bridge over Cedar Creek to east of Rte. 54.				Engineering:	10	14	14	422	0
Route:	IS 70					R/W:	0	0	0	0	0
Job No.:	5I3137					Construction:	0	0	0	6,177	0
Length:	11.50	MPO:	N			FFOS:	0	0	0	0	0
Fund Cat:	Taking Care Of System	Fed:	5,965	State:	662	Local:	0				
Sec Cat:	Preventive Maint	Awd Date:	2020	Anticipated Fed Cat:	NHPP	Payments:	0	0	0	0	0
TIP #:		Future Cost:	0	Estimate Total:	6,637						
County:	Callaway	Bridge improvements over Rte. 54. Includes bridge improvements on Rte. 94 over Little Tavern Creek in Callaway County and West Main over Rte. 54/Rte. 63 in Cole County. Project involves bridges A3451, A4265 and A4662.				Engineering:	0	24	25	333	0
Route:	RT AE					R/W:	0	0	10	0	0
Job No.:	SS3261					Construction:	0	0	0	1,830	0
Length:	0.12	MPO:	Y			FFOS:	0	0	0	0	0
Fund Cat:	Taking Care Of System	Fed:	1,777	State:	445	Local:	0				
Sec Cat:	Preventive Maint	Awd Date:	2020	Anticipated Fed Cat:	NHPP	Payments:	0	0	0	0	0
TIP #:		Future Cost:	0	Estimate Total:	2,222						
County:	Callaway	Pavement improvements from Rte. 54 to Rte. 19 in Montgomery County. Includes Rte. E from Rte. DD to Rte. 54.				Engineering:	2	181	0	0	0
Route:	RT B					R/W:	0	1	0	0	0
Job No.:	SS3187					Construction:	0	2,265	0	0	0
Length:	33.50	MPO:	N			FFOS:	0	0	0	0	0
Fund Cat:	Taking Care Of System	AC-State:	1,958	State:	489	Local:	0				
Sec Cat:	Thin Lift Overlay	Awd Date:	Fall 17	Anticipated Fed Cat:	STBG	Payments:	0	0	0	0	0
TIP #:		Future Cost:	0	Estimate Total:	2,449						

* Subject to the approval of the Transportation Improvement Program by the governing Metropolitan Planning Organization.

Jun-8-2017

Section 4 - 3

District Central

Dollars in Thousands



2018-2022 Highway and Bridge Construction Schedule

Transportation Planning

P.O. Box 270
Jefferson City, MO 65102

Construction contingency applied to construction cost in the year the project is awarded.

Three percent project growth factor compounded annually is applied to right-of-way and construction costs in program years 2, 3, 4, and 5.

No inflation is applied to the Funding From Other Sources (FFOS) or Payments.

Engineering includes PE costs, CE costs and R/W incidentals.

Construction contingency applied to construction cost in the year the project is awarded. Three percent project growth factor compounded annually is applied to right-of-way and construction costs in program years 2, 3, 4, and 5. No inflation is applied to the Funding From Other Sources (FFOS) or Payments. Engineering includes PE costs, CE costs and R/W incidentals.										STATE FISCAL YEAR PROJECT BUDGETING					
										Prior Prog.	7/2017- 6/2018	7/2018- 6/2019	7/2019- 6/2020	7/2020- 6/2021	7/2021- 6/2022
County: Callaway Route: RT BB Job No.: 5S3245 Length: 12.57 MPO: N Fund Cat: Taking Care Of System Sec Cat: Thin Lift Overlay Awd Date: 2020 Anticipated Fed Cat: STBG TIP #: Future Cost: 0 Estimate Total: 1,113	Engineering:		0	10	10	103	0	0	0						
	R/W:		0	0	0	0	0	0	0						
	Construction:		0	0	0	990	0	0	0						
	FFOS:		0	0	0	0	0	0	0						
	Payments:		0	0	0	0	0	0	0						
County: Callaway Route: RT D Job No.: 5S3234 Length: 0.10 MPO: N Fund Cat: Taking Care Of System Sec Cat: Rehab And Reconst Awd Date: 2020 Anticipated Fed Cat: STBG TIP #: Future Cost: 0 Estimate Total: 1,732	Engineering:		0	50	50	300	0	0	0						
	R/W:		0	0	0	0	0	0	0						
	Construction:		0	0	0	1,332	0	0	0						
	FFOS:		0	0	0	0	0	0	0						
	Payments:		0	0	0	0	0	0	0						
County: Callaway Route: RT M Job No.: 5S3177 Length: 0.09 MPO: N Fund Cat: Taking Care Of System Sec Cat: Rehab And Reconst Awd Date: Fall 18 Anticipated Fed Cat: NHPP TIP #: Future Cost: 0 Estimate Total: 1,250	Engineering:		30	81	204	0	0	0	0						
	R/W:		0	10	0	0	0	0	0						
	Construction:		0	0	925	0	0	0	0						
	FFOS:		0	0	0	0	0	0	0						
	Payments:		0	0	0	0	0	0	0						
County: Callaway Route: RT O Job No.: 5S3231 Length: 15.32 MPO: N Fund Cat: Taking Care Of System Sec Cat: Thin Lift Overlay Awd Date: Fall 18 Anticipated Fed Cat: STBG TIP #: Future Cost: 0 Estimate Total: 5,027	Engineering:		0	127	847	0	0	0	0						
	R/W:		0	5	0	0	0	0	0						
	Construction:		0	0	4,048	0	0	0	0						
	FFOS:		0	0	0	0	0	0	0						
	Payments:		0	0	0	0	0	0	0						
County: Camden Route: MO 5 Job No.: 5P3126 Length: 8.29 MPO: N Fund Cat: Taking Care Of System Sec Cat: Thin Lift Overlay Awd Date: Winter 18 Anticipated Fed Cat: NHPP TIP #: Future Cost: 0 Estimate Total: 3,032	Engineering:		20	216	0	0	0	0	0						
	R/W:		0	0	0	0	0	0	0						
	Construction:		0	2,796	0	0	0	0	0						
	FFOS:		0	0	0	0	0	0	0						
	Payments:		0	0	0	0	0	0	0						

* Subject to the approval of the Transportation Improvement Program by the governing Metropolitan Planning Organization.



2018-2022 Highway and Bridge Construction Schedule

Transportation Planning

P.O. Box 270
Jefferson City, MO 65102

Construction contingency applied to construction cost in the year the project is awarded.

Three percent project growth factor compounded annually is applied to right-of-way and construction costs in program years 2, 3, 4, and 5.

No inflation is applied to the Funding From Other Sources (FFOS) or Payments.

Engineering includes PE costs, CE costs and R/W incidentals.

Construction contingency applied to construction cost in the year the project is awarded. Three percent project growth factor compounded annually is applied to right-of-way and construction costs in program years 2, 3, 4, and 5. No inflation is applied to the Funding From Other Sources (FFOS) or Payments. Engineering includes PE costs, CE costs and R/W incidentals.										STATE FISCAL YEAR PROJECT BUDGETING					
										Prior Prog.	7/2017- 6/2018	7/2018- 6/2019	7/2019- 6/2020	7/2020- 6/2021	7/2021- 6/2022
County: Camden Route: MO 5 Job No.: 5P3210 Length: 21.66 MPO: N Fund Cat: Taking Care Of System Sec Cat: Thin Lift Overlay TIP #:	Pavement improvements from Rte. 7 to Rte. 64 at Lebanon. AC-State: 579 State: 144 Local: 0 Awd Date: Winter 18 Anticipated Fed Cat: NHPP Future Cost: 0 Estimate Total: 727				Engineering:	4	62	0	0	0	0				
						R/W:	0	0	0	0	0				
						Construction:	0	661	0	0	0				
						FFOS:	0	0	0	0	0				
						Payments:	0	0	0	0	0				
County: Camden Route: US 54 Job No.: 5P3246 Length: 6.30 MPO: N Fund Cat: Safety Sec Cat: Safety TIP #:	Safety improvements from Camdenton to west of Rte. KK. Fed: 2,035 State: 226 Local: 0 Awd Date: Spring 18 Anticipated Fed Cat: Safety Future Cost: 0 Estimate Total: 2,261				Engineering:	0	394	0	0	0	0				
						R/W:	0	10	0	0	0				
						Construction:	0	1,857	0	0	0				
						FFOS:	0	0	0	0	0				
						Payments:	0	0	0	0	0				
County: Camden Route: US 54 Job No.: 5P3270 Length: 0.40 MPO: N Fund Cat: Taking Care Of System Sec Cat: Rehab And Reconst TIP #:	Bridge improvements over the Lake of the Ozarks. Project involves bridge J0832. Fed: 821 State: 205 Local: 0 Awd Date: 2021 Anticipated Fed Cat: NHPP Future Cost: 0 Estimate Total: 1,026				Engineering:	0	5	5	5	85	0				
						R/W:	0	0	0	0	0	0			
						Construction:	0	0	0	0	926	0			
						FFOS:	0	0	0	0	0	0			
						Payments:	0	0	0	0	0	0			
County: Camden Route: RT D Job No.: 5S3262 Length: 0.06 MPO: N Fund Cat: Taking Care Of System Sec Cat: Rehab And Reconst TIP #:	Bridge improvements over Minnow Brook Creek. Project involves bridge A1905. AC-State: 540 State: 134 Local: 0 Awd Date: 2020 Anticipated Fed Cat: STBG Future Cost: 0 Estimate Total: 674				Engineering:	0	10	22	106	0	0				
						R/W:	0	0	10	0	0	0			
						Construction:	0	0	0	526	0	0			
						FFOS:	0	0	0	0	0	0			
						Payments:	0	0	0	0	0	0			
County: Camden Route: RT J Job No.: 5S0276 Length: 0.70 MPO: N Fund Cat: Taking Care Of System Sec Cat: Rehab And Reconst TIP #:	Bridge improvements over Niangua and Rainwater Branch 3.6 miles south of Rte. 7. Project involves bridges S0391 and S0392. Fed: 3,426 State: 857 Local: 0 Awd Date: Spring 18 Anticipated Fed Cat: NHPP Future Cost: 0 Estimate Total: 4,511				Engineering:	228	981	0	0	0	0				
						R/W:	0	164	0	0	0	0			
						Construction:	0	3,138	0	0	0	0			
						FFOS:	0	0	0	0	0	0			
						Payments:	0	0	0	0	0	0			

* Subject to the approval of the Transportation Improvement Program by the governing Metropolitan Planning Organization.

Jun-8-2017

Section 4 - 5

District Central

Dollars in Thousands



2018-2022 Highway and Bridge Construction Schedule

Transportation Planning

P.O. Box 270
Jefferson City, MO 65102

Construction contingency applied to construction cost in the year the project is awarded.

Three percent project growth factor compounded annually is applied to right-of-way and construction costs in program years 2, 3, 4, and 5.

No inflation is applied to the Funding From Other Sources (FFOS) or Payments.

Engineering includes PE costs, CE costs and R/W incidentals.

Construction contingency applied to construction cost in the year the project is awarded. Three percent project growth factor compounded annually is applied to right-of-way and construction costs in program years 2, 3, 4, and 5. No inflation is applied to the Funding From Other Sources (FFOS) or Payments. Engineering includes PE costs, CE costs and R/W incidentals.							STATE FISCAL YEAR PROJECT BUDGETING					
							Prior Prog.	7/2017- 6/2018	7/2018- 6/2019	7/2019- 6/2020	7/2020- 6/2021	7/2021- 6/2022
County: Camden	Pavement and shoulder improvements from Rte. 54 to end of state maintenance. Includes					Engineering:	0	10	240	0	0	0
Route: RT KK	pavement improvements on Bus. 54, Rte. MM, Osage Beach Parkway, and Rte. 242 in					R/W:	0	0	0	0	0	0
Job No.: 5S3271	Camden County and Bus. 54 in Miller County.					Construction:	0	0	1,845	0	0	0
Length: 6.57	MPO: N					FFOS:	0	0	0	0	0	0
Fund Cat: Taking Care Of System	AC-State: 1,676				State: 419	Local: 0	Payments:	0	0	0	0	0
Sec Cat: Thin Lift Overlay	Awd Date: Fall 18	Anticipated Fed Cat: STBG										
TIP #:	Future Cost: 0	Estimate Total: 2,095										
County: Cole	Pavement and shoulder improvements from Rte. 54 to Rte. 52. Includes pavement and					Engineering:	41	677	0	0	0	0
Route: MO 17	shoulder improvements on Rte. H from Rte. 17 to end of state maintenance.					R/W:	0	10	0	0	0	0
Job No.: 5P3194						Construction:	0	2,732	0	0	0	0
Length: 15.71	MPO: N					FFOS:	0	0	0	0	0	0
Fund Cat: Taking Care Of System	Fed: 2,735				State: 684	Local: 0	Payments:	0	0	0	0	0
Sec Cat: Thin Lift Overlay	Awd Date: Fall 17	Anticipated Fed Cat: STBG										
TIP #:	Future Cost: 0	Estimate Total: 3,460										
County: Cole	Pavement improvements on Rte. 50 Outer Roads in Jefferson City. Includes ramps at					Engineering:	1	94	0	0	0	0
Route: OR 50	Rte. 50 and Truman Boulevard interchange. Includes a portion of Missouri Boulevard, a					R/W:	0	0	0	0	0	0
Job No.: 5P3200	portion of Truman Boulevard, and a portion of Big Horn Drive.					Construction:	0	1,189	0	0	0	0
Length: 3.79	MPO: Y					FFOS:	0	0	0	0	0	0
Fund Cat: Taking Care Of System	AC-State: 1,026				State: 257	Local: 0	Payments:	0	0	0	0	0
Sec Cat: Thin Lift Overlay	Awd Date: Fall 17	Anticipated Fed Cat: STBG										
TIP #: 2017-03	Future Cost: 0	Estimate Total: 1,284										
County: Cole	Pavement, bridge and guardrail improvements from just west of Stadium Boulevard in					Engineering:	20	215	0	0	0	0
Route: US 54	Jefferson City to west of the Missouri River bridge. Project involves twin bridges A1307					R/W:	0	0	0	0	0	0
Job No.: 5P3118	and A1672.					Construction:	0	2,597	0	0	0	0
Length: 1.84	MPO: Y					FFOS:	0	0	0	0	0	0
Fund Cat: Taking Care Of System	AC-State: 2,250				State: 562	Local: 0	Payments:	0	0	0	0	0
Sec Cat: Thin Lift Overlay	Awd Date: Fall 17	Anticipated Fed Cat: NHPP										
TIP #: 2016-07	Future Cost: 0	Estimate Total: 2,832										
County: Cole	Pavement improvements on the eastbound and westbound lanes from Rte. E to near					Engineering:	35	10	284	0	0	0
Route: US 54	Stadium Boulevard in Jefferson City.					R/W:	0	0	0	0	0	0
Job No.: 5P3121						Construction:	0	0	3,800	0	0	0
Length: 11.34	MPO: Y					FFOS:	0	0	0	0	0	0
Fund Cat: Taking Care Of System	Fed: 3,275				State: 819	Local: 0	Payments:	0	0	0	0	0
Sec Cat: Thin Lift Overlay	Awd Date: Fall 18	Anticipated Fed Cat: NHPP										
TIP #: 2016-08	Future Cost: 0	Estimate Total: 4,129										

* Subject to the approval of the Transportation Improvement Program by the governing Metropolitan Planning Organization.

Jun-8-2017

Section 4 - 6

District Central

Dollars in Thousands



2018-2022 Highway and Bridge Construction Schedule

Transportation Planning

P.O. Box 270
Jefferson City, MO 65102

Construction contingency applied to construction cost in the year the project is awarded.

Three percent project growth factor compounded annually is applied to right-of-way and construction costs in program years 2, 3, 4, and 5.

No inflation is applied to the Funding From Other Sources (FFOS) or Payments.

Engineering includes PE costs, CE costs and R/W incidentals.

						STATE FISCAL YEAR PROJECT BUDGETING					
						Prior Prog.	7/2017- 6/2018	7/2018- 6/2019	7/2019- 6/2020	7/2020- 6/2021	7/2021- 6/2022
County: Cole	Pavement improvements on the eastbound and westbound lanes from Miller County to	Engineering:	35	294	0	0	0	0	0	0	0
Route: US 54	Rte. E.	R/W:	0	0	0	0	0	0	0	0	0
Job No.: 5P3128		Construction:	0	3,808	0	0	0	0	0	0	0
Length: 7.24	MPO: N	FFOS:	0	0	0	0	0	0	0	0	0
Fund Cat: Taking Care Of System	AC-State: 3,282 State: 820 Local: 0	Payments:	0	0	0	0	0	0	0	0	0
Sec Cat: Thin Lift Overlay	Awd Date: Fall 17 Anticipated Fed Cat: NHPP										
TIP #: Future Cost: 0 Estimate Total: 4,137											
County: Cole	Bridge improvements at Dix Road over Rte. 50 in Jefferson City. Project involves bridge	Engineering:	27	5	68	0	0	0	0	0	0
Route: CST DIX RD	A1187.	R/W:	0	0	0	0	0	0	0	0	0
Job No.: 5P3015		Construction:	0	0	947	0	0	0	0	0	0
Length: 0.06	MPO: Y	FFOS:	0	0	0	0	0	0	0	0	0
Fund Cat: Taking Care Of System	Fed: 816 State: 204 Local: 0	Payments:	0	0	0	0	0	0	0	0	0
Sec Cat: Rehab And Reconst	Awd Date: 2019 Anticipated Fed Cat: NHPP										
TIP #: 2013-05 Future Cost: 0 Estimate Total: 1,047											
County: Cole	Pavement and shoulder improvements from Rte. B to Rte. 50. Includes pavement and	Engineering:	0	40	40	566	0	0	0	0	0
Route: RT M	shoulder improvements on Rte. E from Rte. 54 to Rte. B. Project also includes pavement	R/W:	0	0	0	0	0	0	0	0	0
Job No.: 5S3230	improvements on Rte. W, Rte. Y and Rte. J.	Construction:	0	0	0	2,851	0	0	0	0	0
Length: 25.54	MPO: Y	FFOS:	0	0	0	0	0	0	0	0	0
Fund Cat: Taking Care Of System	AC-State: 2,798 State: 699 Local: 0	Payments:	0	0	0	0	0	0	0	0	0
Sec Cat: Thin Lift Overlay	Awd Date: 2020 Anticipated Fed Cat: STBG										
TIP #: Future Cost: 0 Estimate Total: 3,497											
County: Cooper	Pavement and shoulder improvements from I-70 to Rte. 50.	Engineering:	0	50	79	424	0	0	0	0	0
Route: MO 135		R/W:	0	0	5	0	0	0	0	0	0
Job No.: 5P3237		Construction:	0	0	0	4,467	0	0	0	0	0
Length: 26.20	MPO: N	FFOS:	0	0	0	0	0	0	0	0	0
Fund Cat: Taking Care Of System	Fed: 4,021 State: 1,004 Local: 0	Payments:	0	0	0	0	0	0	0	0	0
Sec Cat: Thin Lift Overlay	Awd Date: 2020 Anticipated Fed Cat: STBG										
TIP #: Future Cost: 0 Estimate Total: 5,025											
County: Cooper	Bridge improvements over Petite Saline Creek. Project involves bridge A1831.	Engineering:	56	102	348	0	0	0	0	0	0
Route: MO 179		R/W:	0	10	0	0	0	0	0	0	0
Job No.: 5S3173		Construction:	0	0	1,455	0	0	0	0	0	0
Length: 0.10	MPO: N	FFOS:	0	0	0	0	0	0	0	0	0
Fund Cat: Taking Care Of System	Fed: 1,532 State: 383 Local: 0	Payments:	0	0	0	0	0	0	0	0	0
Sec Cat: Rehab And Reconst	Awd Date: Fall 18 Anticipated Fed Cat: NHPP										
TIP #: Future Cost: 0 Estimate Total: 1,971											

* Subject to the approval of the Transportation Improvement Program by the governing Metropolitan Planning Organization.



2018-2022 Highway and Bridge Construction Schedule

Transportation Planning

P.O. Box 270
Jefferson City, MO 65102

Construction contingency applied to construction cost in the year the project is awarded.

Three percent project growth factor compounded annually is applied to right-of-way and construction costs in program years 2, 3, 4, and 5.

No inflation is applied to the Funding From Other Sources (FFOS) or Payments.

Engineering includes PE costs, CE costs and R/W incidentals.

Construction contingency applied to construction cost in the year the project is awarded. Three percent project growth factor compounded annually is applied to right-of-way and construction costs in program years 2, 3, 4, and 5. No inflation is applied to the Funding From Other Sources (FFOS) or Payments. Engineering includes PE costs, CE costs and R/W incidentals.											STATE FISCAL YEAR PROJECT BUDGETING					
											Prior Prog.	7/2017- 6/2018	7/2018- 6/2019	7/2019- 6/2020	7/2020- 6/2021	7/2021- 6/2022
County: Cooper Route: IS 70 Job No.: 013003Z Length: 78.02 MPO: Y Fund Cat: Statewide Interstate And Major Bridge AC-State: 487 State: 54 Local: 0 Sec Cat: Preventive Maint Awd Date: Fall 17 Anticipated Fed Cat: NHPP TIP #: Future Cost: 0 Estimate Total: 541	Engineering: R/W: Construction: FFOS: Payments:	0 0 0 0 0 0	41 0 500 0 0 0	0 0 0 0 0 0	0 0 0 0 0 0	0 0 0 0 0 0										
County: Cooper Route: IS 70 Job No.: 013004I Length: 78.03 MPO: Y Fund Cat: Statewide Interstate And Major Bridge AC-State: 245 State: 28 Local: 0 Sec Cat: Preventive Maint Awd Date: Spring 18 Anticipated Fed Cat: NHPP TIP #: Future Cost: 0 Estimate Total: 273	Engineering: R/W: Construction: FFOS: Payments:	0 0 0 0 0 0	23 0 250 0 0 0	0 0 0 0 0 0	0 0 0 0 0 0	0 0 0 0 0 0										
County: Cooper Route: IS 70 Job No.: 013004Z Length: 78.02 MPO: Y Fund Cat: Statewide Interstate And Major Bridge AC-State: 245 State: 28 Local: 0 Sec Cat: Preventive Maint Awd Date: Spring 18 Anticipated Fed Cat: NHPP TIP #: Future Cost: 0 Estimate Total: 273	Engineering: R/W: Construction: FFOS: Payments:	0 0 0 0 0 0	23 0 250 0 0 0	0 0 0 0 0 0	0 0 0 0 0 0	0 0 0 0 0 0										
County: Cooper Route: IS 70 Job No.: 513000 Length: 0.40 MPO: N Fund Cat: Statewide Interstate And Major Bridge Fed: 14,034 State: 1,561 Local: 0 Sec Cat: Preventive Maint Awd Date: 2019 Anticipated Fed Cat: NHPP TIP #: Future Cost: 0 Estimate Total: 15,746	Engineering: R/W: Construction: FFOS: Payments:	151 0 0 0 0 0	725 0 0 12,835 0 0	2,035 0 12,835 0 0 0	0 0 0 0 0 0	0 0 0 0 0 0										
County: Cooper Route: MO 87 Job No.: 5S3166 Length: 0.09 MPO: N Fund Cat: Taking Care Of System Fed: 5,646 State: 1,411 Local: 0 Sec Cat: Rehab And Reconst Awd Date: Winter 18 Anticipated Fed Cat: NHPP TIP #: Future Cost: 0 Estimate Total: 7,197	Engineering: R/W: Construction: FFOS: Payments:	140 0 0 0 0 0	1,643 5 5,409 0 0 0	0 0 0 0 0 0	0 0 0 0 0 0	0 0 0 0 0 0										

* Subject to the approval of the Transportation Improvement Program by the governing Metropolitan Planning Organization.



2018-2022 Highway and Bridge Construction Schedule

Transportation Planning

P.O. Box 270
Jefferson City, MO 65102

Construction contingency applied to construction cost in the year the project is awarded.

Three percent project growth factor compounded annually is applied to right-of-way and construction costs in program years 2, 3, 4, and 5.

No inflation is applied to the Funding From Other Sources (FFOS) or Payments.

Engineering includes PE costs, CE costs and R/W incidentals.

Construction contingency applied to construction cost in the year the project is awarded. Three percent project growth factor compounded annually is applied to right-of-way and construction costs in program years 2, 3, 4, and 5. No inflation is applied to the Funding From Other Sources (FFOS) or Payments. Engineering includes PE costs, CE costs and R/W incidentals.											STATE FISCAL YEAR PROJECT BUDGETING					
											Prior Prog.	7/2017- 6/2018	7/2018- 6/2019	7/2019- 6/2020	7/2020- 6/2021	7/2021- 6/2022
County: Cooper Route: MO 87 Job No.: 5S3286 Length: 33.18 MPO: N Fund Cat: Taking Care Of System Sec Cat: Thin Lift Overlay Awd Date: Fall 18 Anticipated Fed Cat: STBG TIP #: Future Cost: 0 Estimate Total: 2,919	Pavement improvements from Rte. 5 at Booneville to Rte. O at California. Includes ADA Transition Plan improvements in Booneville.					Engineering: 0 R/W: 0 Construction: 0 FFOS: 0 Payments: 0	0	23	200	0	0	0				
County: Cooper Route: RT DD Job No.: 5S3260 Length: 0.20 MPO: N Fund Cat: Taking Care Of System Sec Cat: Rehab And Reconst Awd Date: 2020 Anticipated Fed Cat: STBG TIP #: Future Cost: 0 Estimate Total: 1,159	Bridge improvements over Flat Creek. Project involves bridge P0227.					Engineering: 0 R/W: 0 Construction: 0 FFOS: 0 Payments: 0	0	50	51	166	0	0				
County: Cooper Route: RT K Job No.: 5S3251 Length: 0.10 MPO: N Fund Cat: Taking Care Of System Sec Cat: Rehab And Reconst Awd Date: 2020 Anticipated Fed Cat: STBG TIP #: Future Cost: 0 Estimate Total: 1,204	Bridge improvements over Blackwater River. Project involves bridge A1382.					Engineering: 0 R/W: 0 Construction: 0 FFOS: 0 Payments: 0	0	20	40	148	0	0				
County: Cooper Route: RT M Job No.: 5S3076 Length: 0.14 MPO: N Fund Cat: Taking Care Of System Sec Cat: Rehab And Reconst Awd Date: Fall 18 Anticipated Fed Cat: NHPP TIP #: Future Cost: 0 Estimate Total: 4,822	Bridge improvements over the Lamine River. Project involves bridge G0366.					Engineering: 71 R/W: 0 Construction: 0 FFOS: 0 Payments: 0	0	318	799	0	0	0				
County: Crawford Route: MO 19 Job No.: 5S3278 Length: 28.57 MPO: N Fund Cat: Taking Care Of System Sec Cat: Thin Lift Overlay Awd Date: 2020 Anticipated Fed Cat: STBG TIP #: Future Cost: 0 Estimate Total: 2,143	Pavement improvements from Rte. HH at Cherryville to Rte. 68 near Salem. Includes pavement improvements on Rte. BB from Rte. 8 to the end of state maintenance.					Engineering: 0 R/W: 0 Construction: 0 FFOS: 0 Payments: 0	0	3	3	144	0	0				

* Subject to the approval of the Transportation Improvement Program by the governing Metropolitan Planning Organization.

Jun-8-2017

Section 4 - 9

District Central

Dollars in Thousands



2018-2022 Highway and Bridge Construction Schedule

Transportation Planning

P.O. Box 270
Jefferson City, MO 65102

Construction contingency applied to construction cost in the year the project is awarded.

Three percent project growth factor compounded annually is applied to right-of-way and construction costs in program years 2, 3, 4, and 5.

No inflation is applied to the Funding From Other Sources (FFOS) or Payments.

Engineering includes PE costs, CE costs and R/W incidentals.

						STATE FISCAL YEAR PROJECT BUDGETING					
						Prior Prog.	7/2017- 6/2018	7/2018- 6/2019	7/2019- 6/2020	7/2020- 6/2021	7/2021- 6/2022
County: Crawford	Pavement improvements from Rte. C in Bourbon to Rte. H. Includes pavement improvements from Old Rte. 66 to Rte. UU and from Rte. UU to East Grand Street in Cuba.	Engineering:	0	2	60	0	0	0	0	0	0
Route: OR 44		R/W:	0	0	0	0	0	0	0	0	0
Job No.: 5S3247		Construction:	0	0	786	0	0	0	0	0	0
Length: 11.95	MPO: N	FFOS:	0	0	0	0	0	0	0	0	0
Fund Cat: Taking Care Of System	Fed: 0 State: 848 Local: 0	Payments:	0	0	0	0	0	0	0	0	0
Sec Cat: Thin Lift Overlay	Awd Date: 2019 Anticipated Fed Cat: State										
TIP #: Future Cost: 0 Estimate Total: 848											
County: Crawford	Pavement and shoulder improvements from Rte. 19 to Rte. 32 in Iron Co. Pavement and ADA Transition Plan improvements on Rte. 19 from near Gasconade Co. line to Rte. 49. Includes pavement improvements on Rte. ZZ from .03 miles east of Springfield Road to Rte. 19.	Engineering:	88	1,167	0	0	0	0	0	0	0
Route: MO 49		R/W:	0	30	0	0	0	0	0	0	0
Job No.: 5P3214		Construction:	0	5,029	0	0	0	0	0	0	0
Length: 49.63	MPO: N	FFOS:	0	0	0	0	0	0	0	0	0
Fund Cat: Taking Care Of System	Fed: 4,980 State: 1,246 Local: 0	Payments:	0	0	0	0	0	0	0	0	0
Sec Cat: Thin Lift Overlay	Awd Date: Winter 18 Anticipated Fed Cat: STBG										
TIP #: Future Cost: 0 Estimate Total: 6,314											
County: Crawford	Bridge improvements over Dry Fork Creek. Project involves bridge S0421.	Engineering:	0	48	49	158	0	0	0	0	0
Route: MO 49		R/W:	0	0	10	0	0	0	0	0	0
Job No.: 5P3241		Construction:	0	0	0	846	0	0	0	0	0
Length: 0.03	MPO: N	FFOS:	0	0	0	0	0	0	0	0	0
Fund Cat: Taking Care Of System	Fed: 888 State: 223 Local: 0	Payments:	0	0	0	0	0	0	0	0	0
Sec Cat: Rehab And Reconst	Awd Date: 2020 Anticipated Fed Cat: NHPP										
TIP #: Future Cost: 0 Estimate Total: 1,111											
County: Crawford	Bridge improvements over Brush Creek. Project involves bridge R0275.	Engineering:	0	36	36	116	0	0	0	0	0
Route: RT CC		R/W:	0	0	10	0	0	0	0	0	0
Job No.: 5S3289		Construction:	0	0	0	620	0	0	0	0	0
Length: 0.05	MPO: N	FFOS:	0	0	0	0	0	0	0	0	0
Fund Cat: Taking Care Of System	Fed: 655 State: 163 Local: 0	Payments:	0	0	0	0	0	0	0	0	0
Sec Cat: Rehab And Reconst	Awd Date: 2020 Anticipated Fed Cat: NHPP										
TIP #: Future Cost: 0 Estimate Total: 818											
County: Dent	Pavement improvements from Salem to Rte. 63 in Texas County. Includes Rte. 119 from Rte. 32 to end of state maintenance. Includes potential pedestrian facility improvements in Licking.	Engineering:	3	98	0	0	0	0	0	0	0
Route: MO 32		R/W:	0	10	0	0	0	0	0	0	0
Job No.: 5P3196		Construction:	0	1,432	0	0	0	0	0	0	0
Length: 31.66	MPO: N	FFOS:	0	0	0	0	0	0	0	0	0
Fund Cat: Taking Care Of System	AC-State: 1,232 State: 308 Local: 0	Payments:	0	0	0	0	0	0	0	0	0
Sec Cat: Thin Lift Overlay	Awd Date: Fall 17 Anticipated Fed Cat: STBG										
TIP #: Future Cost: 0 Estimate Total: 1,543											

* Subject to the approval of the Transportation Improvement Program by the governing Metropolitan Planning Organization.

Jun-8-2017

Section 4 - 10

District Central

Dollars in Thousands



2018-2022 Highway and Bridge Construction Schedule

Construction contingency applied to construction cost in the year the project is awarded.

Three percent project growth factor compounded annually is applied to right-of-way and construction costs in program years 2, 3, 4, and 5.

No inflation is applied to the Funding From Other Sources (FFOS) or Payments.

Engineering includes PE costs, CE costs and R/W incidentals.

Construction contingency applied to construction cost in the year the project is awarded. Three percent project growth factor compounded annually is applied to right-of-way and construction costs in program years 2, 3, 4, and 5. No inflation is applied to the Funding From Other Sources (FFOS) or Payments. Engineering includes PE costs, CE costs and R/W incidentals.							STATE FISCAL YEAR PROJECT BUDGETING					
							Prior Prog.	7/2017- 6/2018	7/2018- 6/2019	7/2019- 6/2020	7/2020- 6/2021	7/2021- 6/2022
County: Dent Route: RT F Job No.: 5S3167 Length: 0.10 MPO: N Fund Cat: Taking Care Of System Sec Cat: Rehab And Reconst Awd Date: Winter 18 Anticipated Fed Cat: NHPP TIP #: Future Cost: 0 Estimate Total: 1,249	Bridge improvements over Holt Creek and Dry Fork Creek. Project involves bridges T0983 and T0984.						Engineering: 77 R/W: 0 Construction: 0 FFOS: 0 Payments: 0	284 0 888 0 0	0 0 0 0 0	0 0 0 0 0	0 0 0 0 0	
County: Dent Route: RT F Job No.: 5S3277 Length: 10.36 MPO: N Fund Cat: Taking Care Of System Sec Cat: Thin Lift Overlay Awd Date: 2020 Anticipated Fed Cat: STBG TIP #: Future Cost: 0 Estimate Total: 730	Pavement improvements from Rte. 32 to Rte. E in Dent County. Includes pavement improvements on Rte. JJ from Rte. 19 to the end of state maintenance.						Engineering: 0 R/W: 0 Construction: 0 FFOS: 0 Payments: 0	3 0 0 0 0	3 0 0 0 0	51 0 673 0 0	0 0 0 0 0	
County: Gasconade Route: MO 19 Job No.: 5P3293 Length: 18.92 MPO: N Fund Cat: Taking Care Of System Sec Cat: Thin Lift Overlay Awd Date: 2020 Anticipated Fed Cat: STBG TIP #: Future Cost: 0 Estimate Total: 542	Pavement and pedestrian facility improvements from Rte. 50 near Drake to the Missouri River bridge in Hermann.						Engineering: 0 R/W: 0 Construction: 0 FFOS: 0 Payments: 0	3 0 0 0 0	3 0 0 0 0	39 0 497 0 0	0 0 0 0 0	
County: Gasconade Route: MO 19 Job No.: 5S3275 Length: 56.22 MPO: N Fund Cat: Taking Care Of System Sec Cat: Thin Lift Overlay Awd Date: Fall 17 Anticipated Fed Cat: STBG TIP #: Future Cost: 0 Estimate Total: 2,419	Pavement and shoulder improvements from Rte. 50 to Rte. 28. Includes pavement improvements on Rte. 28 from Rte. 63 to I-44 and on Rte. 100 from Rte. N to Rte. 19 and east of Hermann to Franklin Co.						Engineering: 0 R/W: 0 Construction: 0 FFOS: 0 Payments: 0	198 0 2,221 0 0	0 0 0 0 0	0 0 0 0 0	0 0 0 0 0	
County: Gasconade Route: US 50 Job No.: 5P3295 Length: 0.04 MPO: N Fund Cat: Taking Care Of System Sec Cat: Rehab And Reconst Awd Date: Summer 17 Anticipated Fed Cat: NHPP TIP #: Future Cost: 0 Estimate Total: 217	Urgent reconstruction of roadway west of the Gasconade River near Mount Sterling.						Engineering: 2 R/W: 0 Construction: 0 FFOS: 0 Payments: 0	32 0 183 0 0	0 0 0 0 0	0 0 0 0 0	0 0 0 0 0	

* Subject to the approval of the Transportation Improvement Program by the governing Metropolitan Planning Organization.



2018-2022 Highway and Bridge Construction Schedule

Transportation Planning

P.O. Box 270
Jefferson City, MO 65102

Construction contingency applied to construction cost in the year the project is awarded.

Three percent project growth factor compounded annually is applied to right-of-way and construction costs in program years 2, 3, 4, and 5.

No inflation is applied to the Funding From Other Sources (FFOS) or Payments.

Engineering includes PE costs, CE costs and R/W incidentals.

Construction contingency applied to construction cost in the year the project is awarded. Three percent project growth factor compounded annually is applied to right-of-way and construction costs in program years 2, 3, 4, and 5. No inflation is applied to the Funding From Other Sources (FFOS) or Payments. Engineering includes PE costs, CE costs and R/W incidentals.													STATE FISCAL YEAR PROJECT BUDGETING						
													Prior Prog.	7/2017- 6/2018	7/2018- 6/2019	7/2019- 6/2020	7/2020- 6/2021	7/2021- 6/2022	
County:	Gasconade	Bridge improvements over Third Creek. Project involves bridge X0525.											Engineering:	0	54	55	180	0	0
Route:	RT A												R/W:	0	0	10	0	0	0
Job No.:	5S3242												Construction:	0	0	0	957	0	0
Length:	0.04	MPO:	N									FFOS:	0	0	0	0	0	0	
Fund Cat:	Taking Care Of System			Fed:	1,005	State:	251	Local:	0				Payments:	0	0	0	0	0	
Sec Cat:	Rehab And Reconst	Awd Date:	2020	Anticipated Fed Cat:			NHPP												
TIP #:				Future Cost:	0	Estimate Total:			1,256										
County:	Gasconade	Pavement improvements from Jackson Ave. in Owensville to Crawford Co., Rte. A in Osage Co. from Old Rte. 50 to end of state maintenance, Rte. DD in Crawford Co. from Rte. 19 to end of state maintenance and Rte. ZZ in Crawford Co. from Rte. F at I-44 to Springfield Rd.											Engineering:	1	90	0	0	0	0
Route:	RT EE												R/W:	0	0	0	0	0	0
Job No.:	5P3201												Construction:	0	1,599	0	0	0	0
Length:	28.74	MPO:	N									FFOS:	0	0	0	0	0	0	
Fund Cat:	Taking Care Of System			AC-State:	1,351	State:	338	Local:	0				Payments:	0	0	0	0	0	
Sec Cat:	Thin Lift Overlay	Awd Date:	Fall 17	Anticipated Fed Cat:			STBG												
TIP #:				Future Cost:	0	Estimate Total:			1,690										
County:	Gasconade	Bridge improvements over the Bourbeuse River. Project involves bridge N0563.											Engineering:	66	102	474	0	0	0
Route:	RT T												R/W:	0	10	0	0	0	0
Job No.:	5S3174												Construction:	0	0	1,864	0	0	0
Length:	0.10	MPO:	N									FFOS:	0	0	0	0	0	0	
Fund Cat:	Taking Care Of System			AC-State:	1,960	State:	490	Local:	0				Payments:	0	0	0	0	0	
Sec Cat:	Rehab And Reconst	Awd Date:	2019	Anticipated Fed Cat:			STBG												
TIP #:				Future Cost:	0	Estimate Total:			2,516										
County:	Howard	Pavement and shoulder improvements from Rte. 5 to Rte. UU in Boone County.											Engineering:	10	1,063	0	0	0	0
Route:	US 40												R/W:	0	5	0	0	0	0
Job No.:	5P3213												Construction:	0	4,398	0	0	0	0
Length:	17.82	MPO:	Y									FFOS:	0	0	0	0	0	0	
Fund Cat:	Taking Care Of System			Fed:	4,373	State:	1,093	Local:	0				Payments:	0	0	0	0	0	
Sec Cat:	Thin Lift Overlay	Awd Date:	Fall 17	Anticipated Fed Cat:			STBG												
TIP #:				Future Cost:	0	Estimate Total:			5,476										
County:	Howard	Pavement and shoulder improvements from Glasgow to Rte. 40. Includes pavement improvements on Rte. 187 from Rte. 87 to end of state maintenance.											Engineering:	0	102	514	0	0	0
Route:	MO 87												R/W:	0	5	0	0	0	0
Job No.:	5P3258												Construction:	0	0	4,812	0	0	0
Length:	22.23	MPO:	N									FFOS:	0	0	0	0	0	0	
Fund Cat:	Taking Care Of System			AC-State:	4,347	State:	1,086	Local:	0				Payments:	0	0	0	0	0	
Sec Cat:	Thin Lift Overlay	Awd Date:	Fall 18	Anticipated Fed Cat:			STBG												
TIP #:				Future Cost:	0	Estimate Total:			5,433										

* Subject to the approval of the Transportation Improvement Program by the governing Metropolitan Planning Organization.

Jun-8-2017

Section 4 - 12

District Central

Dollars in Thousands



2018-2022 Highway and Bridge Construction Schedule

Transportation Planning

P.O. Box 270
Jefferson City, MO 65102

Construction contingency applied to construction cost in the year the project is awarded.

Three percent project growth factor compounded annually is applied to right-of-way and construction costs in program years 2, 3, 4, and 5.

No inflation is applied to the Funding From Other Sources (FFOS) or Payments.

Engineering includes PE costs, CE costs and R/W incidentals.

Construction contingency applied to construction cost in the year the project is awarded. Three percent project growth factor compounded annually is applied to right-of-way and construction costs in program years 2, 3, 4, and 5. No inflation is applied to the Funding From Other Sources (FFOS) or Payments. Engineering includes PE costs, CE costs and R/W incidentals.											STATE FISCAL YEAR PROJECT BUDGETING							
											Prior Prog.	7/2017- 6/2018	7/2018- 6/2019	7/2019- 6/2020	7/2020- 6/2021	7/2021- 6/2022		
County: Howard	Bridge improvements over Prairie Creek. Project involves bridge A1864.										Engineering:	0	10	20	82	0	0	
Route: RT EE											R/W:	0	0	0	0	0	0	
Job No.: 5S3248											Construction:	0	0	0	538	0	0	
Length: 0.10	MPO: N											FFOS:	0	0	0	0	0	0
Fund Cat: Taking Care Of System	AC-State: 519 State: 131 Local: 0										Payments:	0	0	0	0	0	0	
Sec Cat: Rehab And Reconst	Awd Date: 2020 Anticipated Fed Cat: STBG																	
TIP #:	Future Cost: 0 Estimate Total: 650																	
County: Howard	Bridge improvements over Doxie Creek. Project involves bridge X0691.										Engineering:	27	51	169	0	0	0	
Route: RT V											R/W:	0	5	0	0	0	0	
Job No.: 5S3172											Construction:	0	0	707	0	0	0	
Length: 0.02	MPO: N											FFOS:	0	0	0	0	0	0
Fund Cat: Taking Care Of System	Fed: 746 State: 186 Local: 0										Payments:	0	0	0	0	0	0	
Sec Cat: Rehab And Reconst	Awd Date: Fall 18 Anticipated Fed Cat: STBG																	
TIP #:	Future Cost: 0 Estimate Total: 959																	
County: Howard	Bridge improvements over Bartlett Creek. Project involves bridge P0170.										Engineering:	0	20	21	133	0	0	
Route: RT Z											R/W:	0	0	1	0	0	0	
Job No.: 5S3238											Construction:	0	0	0	578	0	0	
Length: 0.10	MPO: N											FFOS:	0	0	0	0	0	0
Fund Cat: Taking Care Of System	AC-State: 602 State: 151 Local: 0										Payments:	0	0	0	0	0	0	
Sec Cat: Rehab And Reconst	Awd Date: 2020 Anticipated Fed Cat: STBG																	
TIP #:	Future Cost: 0 Estimate Total: 753																	
County: Laclede	Pavement and shoulder improvements from Rte. 5 in Laclede County to Rte. 17 in Texas County.										Engineering:	47	794	0	0	0	0	
Route: MO 32											R/W:	0	0	0	0	0	0	
Job No.: 5P3124											Construction:	0	3,296	0	0	0	0	
Length: 37.37	MPO: N											FFOS:	0	0	0	0	0	0
Fund Cat: Taking Care Of System	Fed: 3,272 State: 818 Local: 0										Payments:	0	0	0	0	0	0	
Sec Cat: Thin Lift Overlay	Awd Date: Fall 17 Anticipated Fed Cat: STBG																	
TIP #:	Future Cost: 0 Estimate Total: 4,137																	
County: Laclede	Job Order Contracting for asphalt pavement repair in Laclede, Pulaski, Phelps and Crawford Counties.										Engineering:	0	30	0	0	0	0	
Route: IS 44											R/W:	0	0	0	0	0	0	
Job No.: 0I3004Q											Construction:	0	350	0	0	0	0	
Length: 112.22	MPO: N											FFOS:	0	0	0	0	0	0
Fund Cat: Statewide Interstate And Major Bridge	AC-State: 341 State: 39 Local: 0										Payments:	0	0	0	0	0	0	
Sec Cat: Preventive Maint	Awd Date: Spring 18 Anticipated Fed Cat: NHPP																	
TIP #:	Future Cost: 0 Estimate Total: 380																	

* Subject to the approval of the Transportation Improvement Program by the governing Metropolitan Planning Organization.



2018-2022 Highway and Bridge Construction Schedule

Transportation Planning

P.O. Box 270
Jefferson City, MO 65102

Construction contingency applied to construction cost in the year the project is awarded.

Three percent project growth factor compounded annually is applied to right-of-way and construction costs in program years 2, 3, 4, and 5.

No inflation is applied to the Funding From Other Sources (FFOS) or Payments.

Engineering includes PE costs, CE costs and R/W incidentals.

						STATE FISCAL YEAR PROJECT BUDGETING					
						Prior Prog.	7/2017- 6/2018	7/2018- 6/2019	7/2019- 6/2020	7/2020- 6/2021	7/2021- 6/2022
County:	Laclede	Job Order Contracting for concrete pavement repair in Laclede, Pulaski, Phelps and Crawford Counties.				Engineering:	0	16	0	0	0
Route:	IS 44					R/W:	0	0	0	0	0
Job No.:	013004R					Construction:	0	150	0	0	0
Length:	112.22	MPO:	N			FFOS:	0	0	0	0	0
Fund Cat:	Statewide Interstate And Major Bridge	AC-State:	149	State:	17	Local:	0				
Sec Cat:	Preventive Maint	Awd Date:	Spring 18	Anticipated Fed Cat:	NHPP	Payments:	0	0	0	0	0
TIP #:		Future Cost:	0	Estimate Total:	166						
County:	Laclede	Pavement improvements on the eastbound and westbound lanes from Webster County to Pulaski County.				Engineering:	40	20	50	1,373	0
Route:	IS 44					R/W:	0	0	0	0	0
Job No.:	513211					Construction:	0	0	0	19,835	0
Length:	33.39	MPO:	N			FFOS:	0	0	0	0	0
Fund Cat:	Taking Care Of System	Fed:	19,150	State:	2,128	Local:	0				
Sec Cat:	Preventive Maint	Awd Date:	2020	Anticipated Fed Cat:	NHPP	Payments:	0	0	0	0	0
TIP #:		Future Cost:	0	Estimate Total:	21,318						
County:	Laclede	Pavement improvements from 0.7 mile west of Rte. F to 0.6 mile west of Rte. 133. Includes from 1.2 miles east of Rte. ZZ to 0.5 mile west of Rte. H in Crawford County.				Engineering:	2	56	0	0	0
Route:	IS 44					R/W:	0	0	0	0	0
Job No.:	513226					Construction:	0	777	0	0	0
Length:	19.70	MPO:	N			FFOS:	0	0	0	0	0
Fund Cat:	Taking Care Of System	AC-State:	750	State:	83	Local:	0				
Sec Cat:	Preventive Maint	Awd Date:	Fall 17	Anticipated Fed Cat:	NHPP	Payments:	0	0	0	0	0
TIP #:		Future Cost:	0	Estimate Total:	835						
County:	Laclede	Bridge improvements over the Gasconade River. Project involves bridge G0245.				Engineering:	250	1,340	0	0	0
Route:	OR 44					R/W:	0	100	0	0	0
Job No.:	5S3162					Construction:	0	4,307	0	0	0
Length:	0.40	MPO:	N			FFOS:	0	0	0	0	0
Fund Cat:	Taking Care Of System	AC-State:	4,598	State:	1,149	Local:	0				
Sec Cat:	Rehab And Reconst	Awd Date:	Spring 18	Anticipated Fed Cat:	STBG	Payments:	0	0	0	0	0
TIP #:		Future Cost:	0	Estimate Total:	5,997						
County:	Laclede	Pavement and bridge improvements on the eastbound and westbound lanes from near the Laclede County line to 0.2 mile west of Sugar Tree Road. Includes climbing lane extension on the westbound lane 1 mile west of Rte. D. Project involves bridges L0415, A1635 and A1636.				Engineering:	125	122	1,262	0	0
Route:	IS 44					R/W:	0	0	0	0	0
Job No.:	912167					Construction:	0	0	15,131	0	0
Length:	31.43	MPO:	N			FFOS:	0	0	0	0	0
Fund Cat:	Statewide Interstate And Major Bridge	Fed:	14,864	State:	1,651	Local:	0				
Sec Cat:	Rehab And Reconst	Awd Date:	Fall 18	Anticipated Fed Cat:	NHPP	Payments:	0	0	0	0	0
TIP #:		Future Cost:	0	Estimate Total:	16,640						

* Subject to the approval of the Transportation Improvement Program by the governing Metropolitan Planning Organization.

Jun-8-2017

Section 4 - 14

District Central

Dollars in Thousands



2018-2022 Highway and Bridge Construction Schedule

Transportation Planning

P.O. Box 270
Jefferson City, MO 65102

Construction contingency applied to construction cost in the year the project is awarded.

Three percent project growth factor compounded annually is applied to right-of-way and construction costs in program years 2, 3, 4, and 5.

No inflation is applied to the Funding From Other Sources (FFOS) or Payments.

Engineering includes PE costs, CE costs and R/W incidentals.

Construction contingency applied to construction cost in the year the project is awarded. Three percent project growth factor compounded annually is applied to right-of-way and construction costs in program years 2, 3, 4, and 5. No inflation is applied to the Funding From Other Sources (FFOS) or Payments. Engineering includes PE costs, CE costs and R/W incidentals.										STATE FISCAL YEAR PROJECT BUDGETING						
										Prior Prog.	7/2017- 6/2018	7/2018- 6/2019	7/2019- 6/2020	7/2020- 6/2021	7/2021- 6/2022	
County: Laclede	Pavement and shoulder improvements from Rte. 32 to Rte. C.									Engineering:	24	353	0	0	0	0
Route: MO 5										R/W:	0	10	0	0	0	0
Job No.: 5P3123										Construction:	0	1,456	0	0	0	0
Length: 442.93	MPO: N								FFOS:	0	0	0	0	0	0	
Fund Cat: Taking Care Of System								Fed: 1,456	State: 363	Local: 0	Payments:	0	0	0	0	0
Sec Cat: Thin Lift Overlay	Awd Date: Fall 17	Anticipated Fed Cat: STBG														
TIP #:	Future Cost: 0							Estimate Total: 1,843								
County: Laclede	Pavement improvements from Dallas County to Rte. 5. Includes pavement improvements on Rte. 32 from Springfield Rd. in Lebanon to Rte. P in Dallas County and Rte. 64A from Rte. 64 to end of state maintenance.									Engineering:	0	2	2	117	0	0
Route: MO 64										R/W:	0	0	0	0	0	0
Job No.: 5P3291										Construction:	0	0	0	1,051	0	0
Length: 28.54	MPO: N								FFOS:	0	0	0	0	0	0	
Fund Cat: Taking Care Of System								AC-State: 939	State: 233	Local: 0	Payments:	0	0	0	0	0
Sec Cat: Thin Lift Overlay	Awd Date: 2020	Anticipated Fed Cat: STBG														
TIP #:	Future Cost: 0							Estimate Total: 1,172								
County: Laclede	Pavement improvements from Rte. 32 to Rte. O. Includes Rte. C from Rte. A to Rte. 5 and Rte. CC from Rte. C to Webster County.									Engineering:	1	51	0	0	0	0
Route: RT B										R/W:	0	0	0	0	0	0
Job No.: 5S3198										Construction:	0	711	0	0	0	0
Length: 29.64	MPO: N								FFOS:	0	0	0	0	0	0	
Fund Cat: Taking Care Of System								AC-State: 610	State: 152	Local: 0	Payments:	0	0	0	0	0
Sec Cat: Thin Lift Overlay	Awd Date: Winter 18	Anticipated Fed Cat: STBG														
TIP #:	Future Cost: 0							Estimate Total: 763								
County: Laclede	Pavement improvements from Elm St. to Rte. N. Includes north outer road from Elm St. to Rte. F and from Rte. F to Ironstone Rd. Includes Rte. 32 from Springfield Rd. to Rte. 5.									Engineering:	10	10	128	0	0	0
Route: RT MM										R/W:	0	0	0	0	0	0
Job No.: 5S3256										Construction:	0	0	1,509	0	0	0
Length: 15.45	MPO: N								FFOS:	0	0	0	0	0	0	
Fund Cat: Taking Care Of System								Fed: 0	State: 1,647	Local: 0	Payments:	0	0	0	0	0
Sec Cat: Thin Lift Overlay	Awd Date: Fall 18	Anticipated Fed Cat: State														
TIP #:	Future Cost: 0							Estimate Total: 1,657								
County: Maries	Pavement improvements from north of Rte. 28 to 0.5 mile north of I-44 at Rolla. Includes new climbing lane at Rte. 68 near Vichy.									Engineering:	18	10	212	0	0	0
Route: US 63										R/W:	0	0	0	0	0	0
Job No.: 5P3114										Construction:	0	0	2,425	0	0	0
Length: 12.47	MPO: N								FFOS:	0	0	0	0	0	0	
Fund Cat: Taking Care Of System								Fed: 2,117	State: 530	Local: 0	Payments:	0	0	0	0	0
Sec Cat: Thin Lift Overlay	Awd Date: Fall 18	Anticipated Fed Cat: NHPP														
TIP #:	Future Cost: 0							Estimate Total: 2,665								

* Subject to the approval of the Transportation Improvement Program by the governing Metropolitan Planning Organization.

Jun-8-2017

Section 4 - 15

District Central

Dollars in Thousands



2018-2022 Highway and Bridge Construction Schedule

Transportation Planning

P.O. Box 270
Jefferson City, MO 65102

Construction contingency applied to construction cost in the year the project is awarded.

Three percent project growth factor compounded annually is applied to right-of-way and construction costs in program years 2, 3, 4, and 5.

No inflation is applied to the Funding From Other Sources (FFOS) or Payments.

Engineering includes PE costs, CE costs and R/W incidentals.

Construction contingency applied to construction cost in the year the project is awarded. Three percent project growth factor compounded annually is applied to right-of-way and construction costs in program years 2, 3, 4, and 5. No inflation is applied to the Funding From Other Sources (FFOS) or Payments. Engineering includes PE costs, CE costs and R/W incidentals.							STATE FISCAL YEAR PROJECT BUDGETING						
							Prior Prog.	7/2017- 6/2018	7/2018- 6/2019	7/2019- 6/2020	7/2020- 6/2021	7/2021- 6/2022	
County: Miller	Pavement improvements from Rte. 42 to I-44 Spur and from I-44 to Rte. 32 in Texas						Engineering:	2	139	0	0	0	0
Route: MO 17	County. Two disconnected sections.						R/W:	0	0	0	0	0	0
Job No.: 5P3197							Construction:	0	2,459	0	0	0	0
Length: 49.56	MPO: N					FFOS:	0	0	0	0	0	0	
Fund Cat: Taking Care Of System			AC-State: 2,078	State: 520	Local: 0	Payments:	0	0	0	0	0	0	
Sec Cat: Thin Lift Overlay	Awd Date: Winter 18	Anticipated Fed Cat: STBG											
TIP #:	Future Cost: 0		Estimate Total: 2,600										
County: Miller	Pavement and shoulder improvements from Iberia to Rte. 63.						Engineering:	92	355	0	0	0	0
Route: MO 42							R/W:	0	10	0	0	0	0
Job No.: 5P3191							Construction:	0	3,963	0	0	0	0
Length: 22.70	MPO: N					FFOS:	0	0	0	0	0	0	
Fund Cat: Taking Care Of System			Fed: 3,462	State: 866	Local: 0	Payments:	0	0	0	0	0	0	
Sec Cat: Thin Lift Overlay	Awd Date: Fall 17	Anticipated Fed Cat: STBG											
TIP #:	Future Cost: 0		Estimate Total: 4,420										
County: Miller	Construct interchange at Bagnell Dam Boulevard and Osage Hills Road. \$1,760,000 from						Engineering:	100	100	228	1,164	0	0
Route: US 54	Open Container funds.						R/W:	0	0	2,263	0	0	0
Job No.: 5P3181							Construction:	0	0	0	12,233	0	0
Length: 0.88	MPO: N					FFOS:	0	0	1,760	0	0	0	
Fund Cat: Safety			Fed: 14,389	State: 1,599	Local: 0	Payments:	0	0	0	0	0	0	
Sec Cat: Safety	Awd Date: 2020	Anticipated Fed Cat: Safety											
TIP #:	Future Cost: 0		Estimate Total: 16,088										
County: Miller	Preventive maintenance on eight bridges in Miller County and one bridge in Cole County.						Engineering:	75	300	920	0	0	0
Route: US 54	Project involves bridges A2749, A2750, A2751, A2678, A2679, A1675, and twin bridges						R/W:	0	0	0	0	0	0
Job No.: 5P3185	A2752. Includes bridge A2868 in Cole County.						Construction:	0	0	5,678	0	0	0
Length: 0.50	MPO: N					FFOS:	0	0	0	0	0	0	
Fund Cat: Taking Care Of System			Fed: 5,518	State: 1,380	Local: 0	Payments:	0	0	0	0	0	0	
Sec Cat: Preventive Maint	Awd Date: Summer 18	Anticipated Fed Cat: NHPP											
TIP #:	Future Cost: 0		Estimate Total: 6,973										
County: Miller	Bridge improvements at Bagnell Dam. Project involves bridge L1003.						Engineering:	0	2	3	5	90	0
Route: BU 54							R/W:	0	0	0	0	0	0
Job No.: 5S3239							Construction:	0	0	0	0	1,148	0
Length: 0.55	MPO: N					FFOS:	0	0	0	0	0	0	
Fund Cat: Taking Care Of System			AC-State: 998	State: 250	Local: 0	Payments:	0	0	0	0	0	0	
Sec Cat: Rehab And Reconst	Awd Date: 2021	Anticipated Fed Cat: STBG											
TIP #:	Future Cost: 0		Estimate Total: 1,248										

* Subject to the approval of the Transportation Improvement Program by the governing Metropolitan Planning Organization.

Jun-8-2017

Section 4 - 16

District Central

Dollars in Thousands



2018-2022 Highway and Bridge Construction Schedule

Transportation Planning

P.O. Box 270
Jefferson City, MO 65102

Construction contingency applied to construction cost in the year the project is awarded.

Three percent project growth factor compounded annually is applied to right-of-way and construction costs in program years 2, 3, 4, and 5.

No inflation is applied to the Funding From Other Sources (FFOS) or Payments.

Engineering includes PE costs, CE costs and R/W incidentals.

Construction contingency applied to construction cost in the year the project is awarded. Three percent project growth factor compounded annually is applied to right-of-way and construction costs in program years 2, 3, 4, and 5. No inflation is applied to the Funding From Other Sources (FFOS) or Payments. Engineering includes PE costs, CE costs and R/W incidentals.											STATE FISCAL YEAR PROJECT BUDGETING					
											Prior Prog.	7/2017- 6/2018	7/2018- 6/2019	7/2019- 6/2020	7/2020- 6/2021	7/2021- 6/2022
County: Miller Route: RT A Job No.: 5S3163 Length: 0.17 MPO: N Fund Cat: Taking Care Of System Sec Cat: Rehab And Reconst TIP #: 	Bridge improvements over Tavern Creek. Project involves bridge N0455.					Fed: 566 State: 141 Local: 0	Engineering: 131 R/W: 1 Construction: 0 FFOS: 0 Payments: 0	95 0 612 0 0	0 0 0 0 0	0 0 0 0 0	0 0 0 0 0					
County: Miller Route: RT C Job No.: 5S3263 Length: 0.08 MPO: N Fund Cat: Taking Care Of System Sec Cat: Rehab And Reconst TIP #: 	Bridge improvements over Deane Creek. Project involves bridge A1953.					AC-State: 602 State: 151 Local: 0	Engineering: 0 R/W: 0 Construction: 0 FFOS: 0 Payments: 0	10 0 0 0 0	10 0 0 0 0	73 0 660 0 0	0 0 0 0 0					
County: Miller Route: RT U Job No.: 5S3280 Length: 37.20 MPO: N Fund Cat: Taking Care Of System Sec Cat: Thin Lift Overlay TIP #: 	Pavement and shoulder improvements from Rte. 42 to Rte. 133/Rte. 17 in Crocker. Pavement improvements on Rte. M from Rte. 63 to Rte. J in Phelps Co. and Rte. T from Rte. 133 to Rte. 17 near Waynesville. Potential pedestrian facility improvements in Crocker.					Fed: 3,012 State: 753 Local: 0	Engineering: 0 R/W: 0 Construction: 0 FFOS: 0 Payments: 0	5 0 0 0 0	6 0 0 0 0	251 0 3,503 0 0	0 0 0 0 0					
County: Moniteau Route: MO 5 Job No.: 5P3209 Length: 14.47 MPO: N Fund Cat: Taking Care Of System Sec Cat: Thin Lift Overlay TIP #: 	Pavement improvements from Rte. 50 to Rte. 52.					AC-State: 709 State: 177 Local: 0	Engineering: 1 R/W: 0 Construction: 0 FFOS: 0 Payments: 0	65 0 821 0 0	0 0 0 0 0	0 0 0 0 0	0 0 0 0 0					
County: Moniteau Route: MO 87 Job No.: 5S3267 Length: 1.12 MPO: N Fund Cat: Taking Care Of System Sec Cat: Thin Lift Overlay TIP #: 	Pavement and ADA Transition Plan improvements from .01 mile south of Bus. 50 to Rte. 50 at California. Includes pedestrian facility improvements.					AC-State: 408 State: 101 Local: 0	Engineering: 0 R/W: 0 Construction: 0 FFOS: 0 Payments: 0	1 0 0 0 0	2 1 0 0 0	39 0 466 0 0	0 0 0 0 0					

* Subject to the approval of the Transportation Improvement Program by the governing Metropolitan Planning Organization.

Jun-8-2017

Section 4 - 17

District Central

Dollars in Thousands



2018-2022 Highway and Bridge Construction Schedule

Transportation Planning

P.O. Box 270
Jefferson City, MO 65102

Construction contingency applied to construction cost in the year the project is awarded.

Three percent project growth factor compounded annually is applied to right-of-way and construction costs in program years 2, 3, 4, and 5.

No inflation is applied to the Funding From Other Sources (FFOS) or Payments.

Engineering includes PE costs, CE costs and R/W incidentals.

Construction contingency applied to construction cost in the year the project is awarded. Three percent project growth factor compounded annually is applied to right-of-way and construction costs in program years 2, 3, 4, and 5. No inflation is applied to the Funding From Other Sources (FFOS) or Payments. Engineering includes PE costs, CE costs and R/W incidentals.										STATE FISCAL YEAR PROJECT BUDGETING					
										Prior Prog.	7/2017- 6/2018	7/2018- 6/2019	7/2019- 6/2020	7/2020- 6/2021	7/2021- 6/2022
County: Moniteau Route: RT CC Job No.: 5S3288 Length: 0.06 MPO: N Fund Cat: Taking Care Of System Sec Cat: Rehab And Reconst Awd Date: 2020 Anticipated Fed Cat: NHPP TIP #: Future Cost: 0 Estimate Total: 1,735	Bridge improvements over Medlen Creek and Burris Fork Creek. Project involves bridges A1836 and A1837.				Engineering: 0 R/W: 0 Construction: 0 FFOS: 0 Payments: 0	75 0 0 0 0	76 1 0 0 0	248 0 1,335 0 0	0 0 0 0 0	0 0 0 0 0					
County: Moniteau Route: RT E Job No.: 5S3168 Length: 0.06 MPO: N Fund Cat: Taking Care Of System Sec Cat: Rehab And Reconst Awd Date: Fall 18 Anticipated Fed Cat: NHPP TIP #: Future Cost: 0 Estimate Total: 2,685	Bridge improvements over Moreau Creek. Project involves bridge R0435.				Engineering: 82 R/W: 0 Construction: 0 FFOS: 0 Payments: 0	102 10 0 0 0	512 0 1,979 0 0	0 0 0 0 0	0 0 0 0 0	0 0 0 0 0					
County: Morgan Route: US 50 Job No.: 5P3272 Length: 23.88 MPO: N Fund Cat: Taking Care Of System Sec Cat: Thin Lift Overlay Awd Date: 2020 Anticipated Fed Cat: NHPP TIP #: Future Cost: 0 Estimate Total: 5,204	Pavement improvements from Pettis County to 0.1 mile west of Bus. 50 west at California.				Engineering: 0 R/W: 0 Construction: 0 FFOS: 0 Payments: 0	5 0 0 0 0	10 0 0 0 0	338 0 4,851 0 0	0 0 0 0 0	0 0 0 0 0					
County: Morgan Route: MO 52 Job No.: 5P3208 Length: 11.91 MPO: N Fund Cat: Taking Care Of System Sec Cat: Thin Lift Overlay Awd Date: Fall 17 Anticipated Fed Cat: STBG TIP #: Future Cost: 0 Estimate Total: 693	Pavement improvements from near the Benton County line to Rte. 5 at Versailles.				Engineering: 1 R/W: 0 Construction: 0 FFOS: 0 Payments: 0	47 0 645 0 0	0 0 0 0 0	0 0 0 0 0	0 0 0 0 0	0 0 0 0 0					
County: Morgan Route: RT BB Job No.: 5S3175 Length: 0.07 MPO: N Fund Cat: Taking Care Of System Sec Cat: Rehab And Reconst Awd Date: 2019 Anticipated Fed Cat: NHPP TIP #: Future Cost: 0 Estimate Total: 1,060	Bridge improvements over Richland Creek. Project involves bridge P0717.				Engineering: 30 R/W: 0 Construction: 0 FFOS: 0 Payments: 0	12 10 0 0 0	285 0 723 0 0	0 0 0 0 0	0 0 0 0 0	0 0 0 0 0					

* Subject to the approval of the Transportation Improvement Program by the governing Metropolitan Planning Organization.

Jun-8-2017

Section 4 - 18

District Central

Dollars in Thousands



2018-2022 Highway and Bridge Construction Schedule

Transportation Planning

P.O. Box 270
Jefferson City, MO 65102

Construction contingency applied to construction cost in the year the project is awarded.

Three percent project growth factor compounded annually is applied to right-of-way and construction costs in program years 2, 3, 4, and 5.

No inflation is applied to the Funding From Other Sources (FFOS) or Payments.

Engineering includes PE costs, CE costs and R/W incidentals.

Construction contingency applied to construction cost in the year the project is awarded. Three percent project growth factor compounded annually is applied to right-of-way and construction costs in program years 2, 3, 4, and 5. No inflation is applied to the Funding From Other Sources (FFOS) or Payments. Engineering includes PE costs, CE costs and R/W incidentals.										STATE FISCAL YEAR PROJECT BUDGETING					
										Prior Prog.	7/2017- 6/2018	7/2018- 6/2019	7/2019- 6/2020	7/2020- 6/2021	7/2021- 6/2022
County: Morgan Route: RT C Job No.: 5S3259 Length: 35.24 MPO: Y Fund Cat: Taking Care Of System															

* Subject to the approval of the Transportation Improvement Program by the governing Metropolitan Planning Organization.

Jun-8-2017

Section 4 - 19

District Central

Dollars in Thousands



2018-2022 Highway and Bridge Construction Schedule

Transportation Planning

P.O. Box 270
Jefferson City, MO 65102

Construction contingency applied to construction cost in the year the project is awarded.

Three percent project growth factor compounded annually is applied to right-of-way and construction costs in program years 2, 3, 4, and 5.

No inflation is applied to the Funding From Other Sources (FFOS) or Payments.

Engineering includes PE costs, CE costs and R/W incidentals.

						STATE FISCAL YEAR PROJECT BUDGETING					
						Prior Prog.	7/2017-6/2018	7/2018-6/2019	7/2019-6/2020	7/2020-6/2021	7/2021-6/2022
County: Osage	Pavement improvements 0.5 mile south of Rte. 50 in Osage County to south of the Rte. 28 north junction.	Engineering:	0	29	301	0	0	0	0	0	0
Route: US 63		R/W:	0	0	0	0	0	0	0	0	0
Job No.: 5P3233		Construction:	0	0	3,605	0	0	0	0	0	0
Length: 28.74	MPO: N	FFOS:	0	0	0	0	0	0	0	0	0
Fund Cat: Taking Care Of System	Fed: 3,148 State: 787 Local: 0	Payments:	0	0	0	0	0	0	0	0	0
Sec Cat: Thin Lift Overlay	Awd Date: Fall 18 Anticipated Fed Cat: NHPP										
TIP #: Future Cost: 0 Estimate Total: 3,935											
County: Osage	Bridge improvements over Mistaken Creek. Project involves P0586.	Engineering:	0	35	36	115	0	0	0	0	0
Route: RT D		R/W:	0	0	10	0	0	0	0	0	0
Job No.: 5S3250		Construction:	0	0	0	617	0	0	0	0	0
Length: 0.03	MPO: N	FFOS:	0	0	0	0	0	0	0	0	0
Fund Cat: Taking Care Of System	Fed: 651 State: 162 Local: 0	Payments:	0	0	0	0	0	0	0	0	0
Sec Cat: Rehab And Reconst	Awd Date: 2020 Anticipated Fed Cat: NHPP										
TIP #: Future Cost: 0 Estimate Total: 813											
County: Osage	Pavement improvements from Rte. 63 to Rte. 42.	Engineering:	0	3	4	60	0	0	0	0	0
Route: RT T		R/W:	0	0	10	0	0	0	0	0	0
Job No.: 5S3279		Construction:	0	0	0	797	0	0	0	0	0
Length: 18.39	MPO: N	FFOS:	0	0	0	0	0	0	0	0	0
Fund Cat: Taking Care Of System	AC-State: 699 State: 175 Local: 0	Payments:	0	0	0	0	0	0	0	0	0
Sec Cat: Thin Lift Overlay	Awd Date: 2020 Anticipated Fed Cat: STBG										
TIP #: Future Cost: 0 Estimate Total: 874											
County: Phelps	Pavement improvements from 0.8 mile north of I-44 to 0.7 mile south of Rte. CC at Rolla. \$19,000 from Earmark MO244.	Engineering:	29	166	0	0	0	0	0	0	0
Route: US 63		R/W:	0	0	0	0	0	0	0	0	0
Job No.: 5P3116		Construction:	0	2,650	0	0	0	0	0	0	0
Length: 4.51	MPO: N	FFOS:	0	0	0	0	0	0	0	0	0
Fund Cat: Taking Care Of System	Fed: 2,253 State: 563 Local: 0	Payments:	0	0	0	0	0	0	0	0	0
Sec Cat: Thin Lift Overlay	Awd Date: Winter 18 Anticipated Fed Cat: NHPP										
TIP #: Future Cost: 0 Estimate Total: 2,845											
County: Phelps	ADA Transition Plan improvements from 0.8 mile north of I-44 to 0.7 mile south of Rte. CC at Rolla. \$650,000 from Statewide Transportation Alternatives funds. \$232,000 from Earmark MO244.	Engineering:	33	391	0	0	0	0	0	0	0
Route: US 63		R/W:	0	40	0	0	0	0	0	0	0
Job No.: 5P3129		Construction:	0	1,525	0	0	0	0	0	0	0
Length: 4.51	MPO: N	FFOS:	0	650	0	0	0	0	0	0	0
Fund Cat: Taking Care Of System	Fed: 1,565 State: 391 Local: 0	Payments:	0	0	0	0	0	0	0	0	0
Sec Cat: N- Ada Trans	Awd Date: Winter 18 Anticipated Fed Cat: NHPP										
TIP #: Future Cost: 0 Estimate Total: 1,989											

* Subject to the approval of the Transportation Improvement Program by the governing Metropolitan Planning Organization.

Jun-8-2017

Section 4 - 20

District Central

Dollars in Thousands



2018-2022 Highway and Bridge Construction Schedule

Transportation Planning

P.O. Box 270
Jefferson City, MO 65102

Construction contingency applied to construction cost in the year the project is awarded.

Three percent project growth factor compounded annually is applied to right-of-way and construction costs in program years 2, 3, 4, and 5.

No inflation is applied to the Funding From Other Sources (FFOS) or Payments.

Engineering includes PE costs, CE costs and R/W incidentals.

Construction contingency applied to construction cost in the year the project is awarded. Three percent project growth factor compounded annually is applied to right-of-way and construction costs in program years 2, 3, 4, and 5. No inflation is applied to the Funding From Other Sources (FFOS) or Payments. Engineering includes PE costs, CE costs and R/W incidentals.							STATE FISCAL YEAR PROJECT BUDGETING					
							Prior Prog.	7/2017- 6/2018	7/2018- 6/2019	7/2019- 6/2020	7/2020- 6/2021	7/2021- 6/2022
County: Phelps Route: MO 68 Job No.: 5P3236 Length: 36.99 MPO: N Fund Cat: Taking Care Of System Sec Cat: Thin Lift Overlay Awd Date: 2020 Anticipated Fed Cat: STBG TIP #: Future Cost: 0 Estimate Total: 4,370	Pavement and shoulder improvements from Rte. 8 to Rte. 19 near Salem. Includes pavement improvements on Rte. B from Rte. 19 to Rte. 72 and Rte. HH from Rte. 32 to the end of state maintenance.		Engineering:	0	21	21	315	0	0			
			R/W:	0	0	0	0	0	0			
			Construction:	0	0	0	4,013	0	0			
			FFOS:	0	0	0	0	0	0			
			Payments:	0	0	0	0	0	0			
County: Phelps Route: RT B Job No.: 5S3041 Length: 0.08 MPO: N Fund Cat: Taking Care Of System Sec Cat: Rehab And Reconst Awd Date: Winter 18 Anticipated Fed Cat: NHPP TIP #: Future Cost: 0 Estimate Total: 3,086	Bridge improvements over the Bourbeuse River, near the Gasconade County line. Project involves bridge X0008.		Engineering:	65	602	0	0	0	0			
			R/W:	0	10	0	0	0	0			
			Construction:	0	2,409	0	0	0	0			
			FFOS:	0	0	0	0	0	0			
			Payments:	0	0	0	0	0	0			
County: Phelps Route: RT BB Job No.: 5P3215 Length: 36.69 MPO: N Fund Cat: Taking Care Of System Sec Cat: Thin Lift Overlay Awd Date: Fall 17 Anticipated Fed Cat: STBG TIP #: Future Cost: 0 Estimate Total: 4,160	Pavement and shoulder improvements from Forum Drive at Rolla to Meramec St. at St. James. Includes pavement improvements on Rte. E from Rte. 63 to end of state maintenance and pavement improvements on Rte. F from Rte. 72 to Rte. 68.		Engineering:	4	313	0	0	0	0			
			R/W:	0	30	0	0	0	0			
			Construction:	0	3,813	0	0	0	0			
			FFOS:	0	0	0	0	0	0			
			Payments:	0	0	0	0	0	0			
County: Phelps Route: RT D Job No.: 5S3141 Length: 0.24 MPO: N Fund Cat: Taking Care Of System Sec Cat: Rehab And Reconst Awd Date: Fall 17 Anticipated Fed Cat: NHPP TIP #: Future Cost: 0 Estimate Total: 2,238	Bridge improvements over the BNSF Railroad. Project involves bridge X0638.		Engineering:	168	473	0	0	0	0			
			R/W:	10	4	0	0	0	0			
			Construction:	0	1,583	0	0	0	0			
			FFOS:	0	0	0	0	0	0			
			Payments:	0	0	0	0	0	0			
County: Phelps Route: RT J Job No.: 5S3193 Length: 17.29 MPO: N Fund Cat: Taking Care Of System Sec Cat: Thin Lift Overlay Awd Date: Fall 17 Anticipated Fed Cat: STBG TIP #: Future Cost: 0 Estimate Total: 964	Pavement improvements from I-44 to Rte. K.		Engineering:	1	52	0	0	0	0			
			R/W:	0	0	0	0	0	0			
			Construction:	0	911	0	0	0	0			
			FFOS:	0	0	0	0	0	0			
			Payments:	0	0	0	0	0	0			

* Subject to the approval of the Transportation Improvement Program by the governing Metropolitan Planning Organization.

Jun-8-2017

Section 4 - 21

District Central

Dollars in Thousands



2018-2022 Highway and Bridge Construction Schedule

Transportation Planning

P.O. Box 270
Jefferson City, MO 65102

Construction contingency applied to construction cost in the year the project is awarded.

Three percent project growth factor compounded annually is applied to right-of-way and construction costs in program years 2, 3, 4, and 5.

No inflation is applied to the Funding From Other Sources (FFOS) or Payments.

Engineering includes PE costs, CE costs and R/W incidentals.

						STATE FISCAL YEAR PROJECT BUDGETING					
						Prior Prog.	7/2017- 6/2018	7/2018- 6/2019	7/2019- 6/2020	7/2020- 6/2021	7/2021- 6/2022
County: Phelps	Pavement improvements from Rte. E to end state maintenance. Includes Rte. CC from Rte. 63 to end state maintenance and Rte. HH from Rte. E to end of state maintenance.					Engineering:	0	2	48	0	0
Route: RT Y						R/W:	0	0	0	0	0
Job No.: SS3268						Construction:	0	0	624	0	0
Length: 14.84	MPO: N					FFOS:	0	0	0	0	0
Fund Cat: Taking Care Of System					Fed: 539 State: 135 Local: 0	Payments:	0	0	0	0	0
Sec Cat: Thin Lift Overlay	Awd Date: Fall 18	Anticipated Fed Cat: STBG									
TIP #:	Future Cost: 0				Estimate Total: 674						
County: Pulaski	Bridge painting over the Gasconade River. Project involves bridge A0843.					Engineering:	10	45	0	0	0
Route: MO 7						R/W:	0	0	0	0	0
Job No.: 5P3109						Construction:	0	551	0	0	0
Length: 0.50	MPO: N					FFOS:	0	0	0	0	0
Fund Cat: Taking Care Of System					Fed: 477 State: 119 Local: 0	Payments:	0	0	0	0	0
Sec Cat: Preventive Maint	Awd Date: Winter 18	Anticipated Fed Cat: NHPP									
TIP #:	Future Cost: 0				Estimate Total: 606						
County: Pulaski	Urgent bridge replacement over Elliot Branch. Project involves bridge W0498.					Engineering:	150	41	0	0	0
Route: RT NN						R/W:	0	0	0	0	0
Job No.: SS3294						Construction:	0	265	0	0	0
Length: 0.01	MPO: N					FFOS:	0	0	0	0	0
Fund Cat: Taking Care Of System					AC-State: 245 State: 61 Local: 0	Payments:	0	0	0	0	0
Sec Cat: Rehab And Reconst	Awd Date: Summer 17	Anticipated Fed Cat: STBG									
TIP #:	Future Cost: 0				Estimate Total: 456						
County: Pulaski	Pavement improvements from Bus. 44 to Rte. J. Includes pavement improvements on Rte. H from Rte. 17 to end of state maintenance.					Engineering:	0	2	76	0	0
Route: RT Z						R/W:	0	0	0	0	0
Job No.: SS3269						Construction:	0	0	1,009	0	0
Length: 15.25	MPO: N					FFOS:	0	0	0	0	0
Fund Cat: Taking Care Of System					Fed: 869 State: 218 Local: 0	Payments:	0	0	0	0	0
Sec Cat: Thin Lift Overlay	Awd Date: Fall 18	Anticipated Fed Cat: STBG									
TIP #:	Future Cost: 0				Estimate Total: 1,087						
County: Various	Safety projects at various locations in the Central District. \$1,890,000 from Open Container funds.					Engineering:	0	0	0	0	132
Route: Various						R/W:	0	0	0	0	0
Job No.: 0P3021F						Construction:	0	0	0	0	2,065
Length: 0.00	MPO: N					FFOS:	0	0	0	0	1,890
Fund Cat: Safety					Fed: 1,977 State: 220 Local: 0	Payments:	0	0	0	0	0
Sec Cat: Safety	Awd Date: 2021	Anticipated Fed Cat: Safety									
TIP #:	Future Cost: 0				Estimate Total: 2,197						

* Subject to the approval of the Transportation Improvement Program by the governing Metropolitan Planning Organization.

Jun-8-2017

Section 4 - 22

District Central

Dollars in Thousands



2018-2022 Highway and Bridge Construction Schedule

Transportation Planning

P.O. Box 270
Jefferson City, MO 65102

Construction contingency applied to construction cost in the year the project is awarded.

Three percent project growth factor compounded annually is applied to right-of-way and construction costs in program years 2, 3, 4, and 5.

No inflation is applied to the Funding From Other Sources (FFOS) or Payments.

Engineering includes PE costs, CE costs and R/W incidentals.

Construction contingency applied to construction cost in the year the project is awarded. Three percent project growth factor compounded annually is applied to right-of-way and construction costs in program years 2, 3, 4, and 5. No inflation is applied to the Funding From Other Sources (FFOS) or Payments. Engineering includes PE costs, CE costs and R/W incidentals.							STATE FISCAL YEAR PROJECT BUDGETING						
							Prior Prog.	7/2017- 6/2018	7/2018- 6/2019	7/2019- 6/2020	7/2020- 6/2021	7/2021- 6/2022	
County: Various Route: Various Job No.: 0P3022F Length: 0.00 MPO: N Fund Cat: Safety Sec Cat: Safety TIP #:	Safety projects at various locations in the Central District. \$1,890,000 from Open Container funds.						Engineering:	0	0	0	0	0	132
							R/W:	0	0	0	0	0	0
							Construction:	0	0	0	0	0	2,127
							FFOS:	0	0	0	0	0	1,890
							Payments:	0	0	0	0	0	0
County: Various Route: Various Job No.: 0S3021F Length: 0.00 MPO: N Fund Cat: Taking Care Of System Sec Cat: N- Ada Trans TIP #:	ADA Transition Plan improvements at various locations in the Central District. \$1,205,000 from Statewide Transportation Alternatives funds.						Engineering:	0	0	0	0	84	
							R/W:	0	0	0	0	0	0
							Construction:	0	0	0	0	1,317	0
							FFOS:	0	0	0	0	1,205	0
							Payments:	0	0	0	0	0	0
County: Various Route: Various Job No.: 0S3022F Length: 0.00 MPO: N Fund Cat: Taking Care Of System Sec Cat: N- Ada Trans TIP #:	ADA Transition Plan improvements at various locations in the Central District. \$1,205,000 from Statewide Transportation Alternatives funds.						Engineering:	0	0	0	0	84	
							R/W:	0	0	0	0	0	0
							Construction:	0	0	0	0	0	1,356
							FFOS:	0	0	0	0	0	1,205
							Payments:	0	0	0	0	0	0
County: Various Route: Various Job No.: 5P3223 Length: 0.00 MPO: N Fund Cat: Taking Care Of System Sec Cat: Routine Maintenance TIP #:	Job Order Contracting for guard cable and guardrail repair on various routes in the southern portion of the Central District.						Engineering:	0	37	0	0	0	
							R/W:	0	0	0	0	0	0
							Construction:	0	500	0	0	0	0
							FFOS:	0	0	0	0	0	0
							Payments:	0	0	0	0	0	0
County: Various Route: Various Job No.: 5P3274 Length: 0.00 MPO: N Fund Cat: Taking Care Of System Sec Cat: Routine Maintenance TIP #:	Job Order Contracting for guard cable and guardrail repair on various routes in the northern portion of the Central District.						Engineering:	0	38	0	0	0	
							R/W:	0	0	0	0	0	0
							Construction:	0	510	0	0	0	0
							FFOS:	0	0	0	0	0	0
							Payments:	0	0	0	0	0	0

* Subject to the approval of the Transportation Improvement Program by the governing Metropolitan Planning Organization.

Jun-8-2017

Section 4 - 23

District Central

Dollars in Thousands



2018-2022 Highway and Bridge Construction Schedule

Transportation Planning

P.O. Box 270
Jefferson City, MO 65102

Construction contingency applied to construction cost in the year the project is awarded.

Three percent project growth factor compounded annually is applied to right-of-way and construction costs in program years 2, 3, 4, and 5.

No inflation is applied to the Funding From Other Sources (FFOS) or Payments.

Engineering includes PE costs, CE costs and R/W incidentals.

Construction contingency applied to construction cost in the year the project is awarded. Three percent project growth factor compounded annually is applied to right-of-way and construction costs in program years 2, 3, 4, and 5. No inflation is applied to the Funding From Other Sources (FFOS) or Payments. Engineering includes PE costs, CE costs and R/W incidentals.							STATE FISCAL YEAR PROJECT BUDGETING					
							Prior Prog.	7/2017- 6/2018	7/2018- 6/2019	7/2019- 6/2020	7/2020- 6/2021	7/2021- 6/2022
County: Various Route: Various Job No.: 5P3285 Length: 0.00 MPO: N Fund Cat: Taking Care Of System Sec Cat: N- Ada Trans Awd Date: 2020 Anticipated Fed Cat: STBG TIP #:												

* Subject to the approval of the Transportation Improvement Program by the governing Metropolitan Planning Organization.



2018-2022 Highway and Bridge Construction Schedule

Transportation Planning

P.O. Box 270
Jefferson City, MO 65102

Construction contingency applied to construction cost in the year the project is awarded.

Three percent project growth factor compounded annually is applied to right-of-way and construction costs in program years 2, 3, 4, and 5.

No inflation is applied to the Funding From Other Sources (FFOS) or Payments.

Engineering includes PE costs, CE costs and R/W incidentals.

Construction contingency applied to construction cost in the year the project is awarded. Three percent project growth factor compounded annually is applied to right-of-way and construction costs in program years 2, 3, 4, and 5. No inflation is applied to the Funding From Other Sources (FFOS) or Payments. Engineering includes PE costs, CE costs and R/W incidentals.										STATE FISCAL YEAR PROJECT BUDGETING					
										Prior Prog.	7/2017- 6/2018	7/2018- 6/2019	7/2019- 6/2020	7/2020- 6/2021	7/2021- 6/2022
County: Washington	Pavement improvements from Jefferson County to Rte. 32 in Iron County. Includes Rte. 32 from Rte. 21 to St. Francois County.				Engineering:		5	7	302	0	0	0			
Route: MO 21					R/W:		0	10	0	0	0	0			
Job No.: 5P3212					Construction:		0	0	4,840	0	0	0			
Length: 41.24	MPO: N					FFOS:		0	0	0	0	0			
Fund Cat: Taking Care Of System	AC-State: 4,128 State: 1,031 Local: 0				Payments:		0	0	0	0	0	0			
Sec Cat: Thin Lift Overlay	Awd Date: 2019	Anticipated Fed Cat: STBG													
TIP #:	Future Cost: 0				Estimate Total: 5,164										
County: Washington	Bridge improvements over Fourche-A-Renault. Project involves bridge N0767.				Engineering:		0	61	62	199	0	0			
Route: RT AA					R/W:		0	0	10	0	0	0			
Job No.: 5S3240					Construction:		0	0	0	1,070	0	0			
Length: 0.05	MPO: N					FFOS:		0	0	0	0	0			
Fund Cat: Taking Care Of System	Fed: 1,122 State: 280 Local: 0				Payments:		0	0	0	0	0	0			
Sec Cat: Rehab And Reconst	Awd Date: 2020	Anticipated Fed Cat: NHPP													
TIP #:	Future Cost: 0				Estimate Total: 1,402										
County: Washington	Pavement, shoulder and pedestrian facility improvements from Rte. 8 to Rte. CC. Includes pavement improvements on Rte. H from Rte. 47 to Rte. WW, Rte. CC from Rte. 21 to Cole Road in Blackwell and Rte. 104 from east Rte. 21 junction to west Rte. 21 junction.				Engineering:		0	3	4	121	0	0			
Route: RT E					R/W:		0	0	10	0	0	0			
Job No.: 5S3290					Construction:		0	0	0	1,678	0	0			
Length: 24.72	MPO: N					FFOS:		0	0	0	0	0			
Fund Cat: Taking Care Of System	Fed: 1,452 State: 364 Local: 0				Payments:		0	0	0	0	0	0			
Sec Cat: Thin Lift Overlay	Awd Date: 2020	Anticipated Fed Cat: STBG													
TIP #:	Future Cost: 0				Estimate Total: 1,816										

* Subject to the approval of the Transportation Improvement Program by the governing Metropolitan Planning Organization.

Jun-8-2017

Section 4 - 25

District Central

Dollars in Thousands



2018-2022 Highway and Bridge Construction Schedule

Transportation Planning

P.O. Box 270
Jefferson City, MO 65102

Construction contingency applied to construction cost in the year the project is awarded.
Three percent project growth factor compounded annually is applied to right-of-way and construction costs in program years 2, 3, 4, and 5.
No inflation is applied to the Funding From Other Sources (FFOS) or Payments.
Engineering includes PE costs, CE costs and R/W incidentals.

STATE FISCAL YEAR PROJECT BUDGETING						
	Prior Prog.	7/2017- 6/2018	7/2018- 6/2019	7/2019- 6/2020	7/2020- 6/2021	7/2021- 6/2022
FFOS:	0	3,585	2,999	3,237	3,095	3,095
Total R/W:	66	730	2,403	0	0	0
Total Construction:	0	88,438	104,797	87,117	5,456	3,483
Paybacks:	0	0	0	0	0	0
Sub-Total:	66	89,168	107,200	87,117	5,456	3,483
Total Engineering:	3,205	19,254	13,704	9,460	391	216
Grand Total:	3,271	108,422	120,904	96,577	5,847	3,699

	2018	2019	2020	2021	2022
State	21,112	24,148	15,196	950	514
AC-State	29,818	20,727	18,271	990	0
Local	0	0	0	0	0
Sub-total State	50,930	44,875	33,467	1,940	514
Federal					
Sub-total Federal	57,492	76,029	63,110	3,907	3,185
Grand Total	108,422	120,904	96,577	5,847	3,699

Project Count: 123

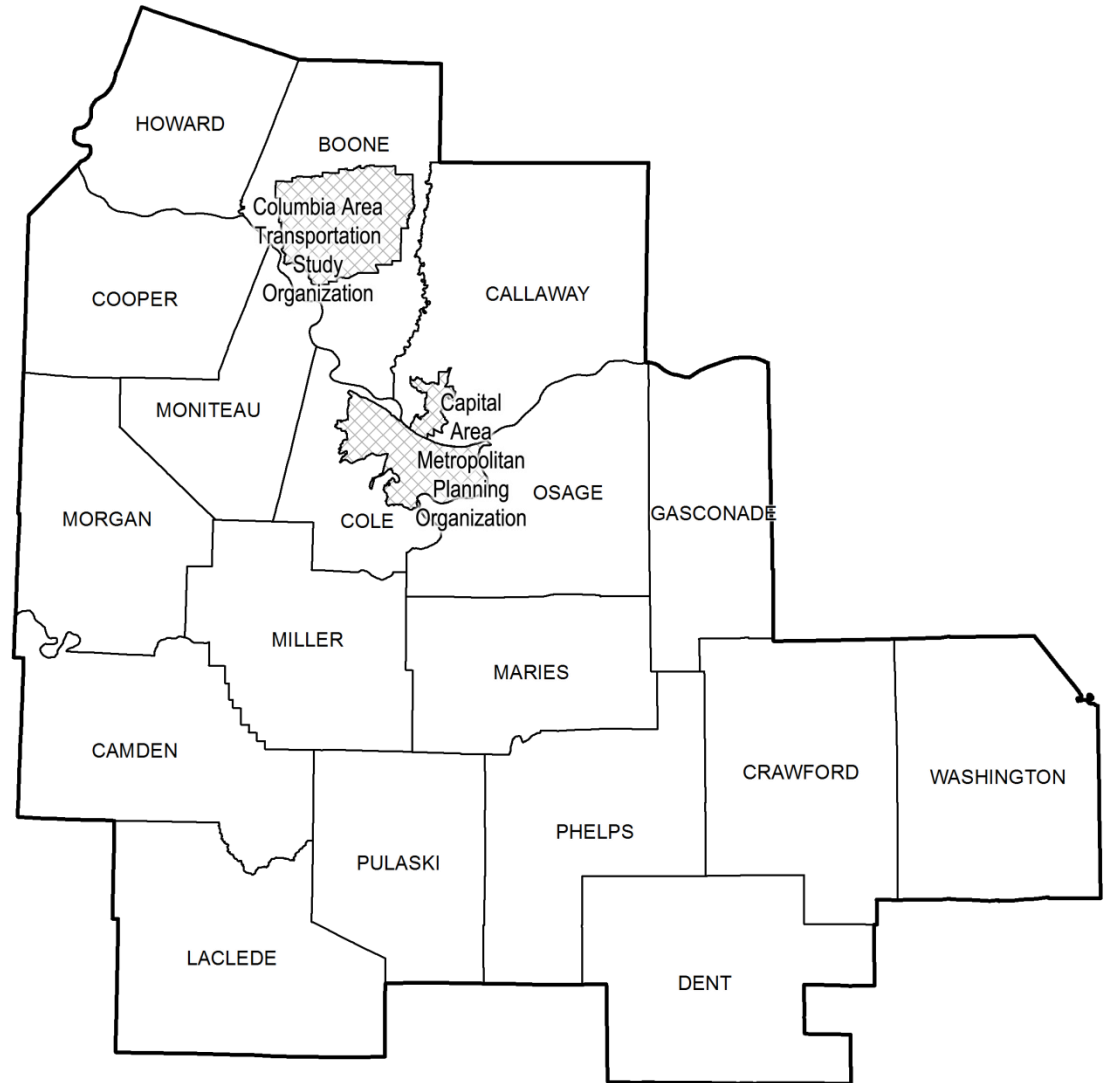
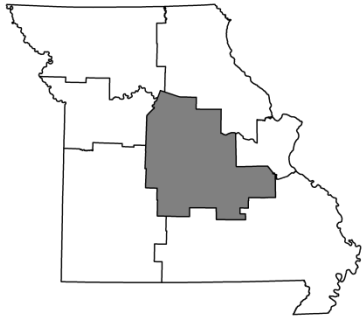
* Subject to the approval of the Transportation Improvement Program by the governing Metropolitan Planning Organization.

Jun-8-2017

Section 4 - 1

District Central

Dollars in Thousands



MoDOT's Central District

PAYMENT PROJECTS



2018-2022 Highway and Bridge Construction Schedule

Transportation Planning




P.O. Box 270
Jefferson City, MO 65102

Construction contingency applied to construction cost in the year the project is awarded.

Three percent project growth factor compounded annually is applied to right-of-way and construction costs in program years 2, 3, 4, and 5.

No inflation is applied to the Funding From Other Sources (FFOS) or Payments.

Engineering includes PE costs, CE costs and R/W incidentals.

Construction contingency applied to construction cost in the year the project is awarded. Three percent project growth factor compounded annually is applied to right-of-way and construction costs in program years 2, 3, 4, and 5. No inflation is applied to the Funding From Other Sources (FFOS) or Payments. Engineering includes PE costs, CE costs and R/W incidentals.												STATE FISCAL YEAR PROJECT BUDGETING										
												Prior Prog.	7/2017- 6/2018	7/2018- 6/2019	7/2019- 6/2020	7/2020- 6/2021	7/2021- 6/2022					
County: Various	Payback beginning in SFY 2008 for Safe and Sound bridges in the Central District.											Engineering:	0	0	0	0	0	0				
Route: Various												R/W:	107	0	0	0	0	0				
Job No.: 5B0800T												MPO: Y	Construction:	0	0	0	0	0	0			
Length: 0.00													FFOS:	107	0	0	0	0	0			
Fund Cat: Taking Care Of System													Fed: 0	State: 21,380	Local: 0	Payments:	31,718	4,276	4,276	4,276	4,276	4,276
Sec Cat: Rehab And Reconst													Awd Date: N/A	Anticipated Fed Cat:	State							
TIP #:	Future Cost: 25,001 - 50,000		Estimate Total: 53,205																			
County: Various	On-call work zone enforcement at various locations in the Central District.											Engineering:	0	1	0	0	0	0				
Route: Various												R/W:	0	0	0	0	0	0				
Job No.: 5P3217												MPO: N	Construction:	0	0	0	0	0	0			
Length: 0.00													FFOS:	0	0	0	0	0	0			
Fund Cat: Safety													Fed: 32	State: 4	Local: 0	Payments:	0	35	0	0	0	0
Sec Cat: Safety													Awd Date: N/A	Anticipated Fed Cat:	Safety							
TIP #:	Future Cost: 0		Estimate Total: 36																			
County: Various	On-call work zone enforcement at various locations in the Central District.											Engineering:	0	0	1	0	0	0				
Route: Various												R/W:	0	0	0	0	0	0				
Job No.: 5P3224												MPO: N	Construction:	0	0	0	0	0	0			
Length: 0.00													FFOS:	0	0	0	0	0	0			
Fund Cat: Safety													Fed: 32	State: 4	Local: 0	Payments:	0	0	35	0	0	0
Sec Cat: Safety													Awd Date: N/A	Anticipated Fed Cat:	Safety							
TIP #:	Future Cost: 0		Estimate Total: 36																			

* Subject to the approval of the Transportation Improvement Program by the governing Metropolitan Planning Organization.

Jun-8-2017

Section 4 - 1

District Central

Dollars in Thousands



2018-2022 Highway and Bridge Construction Schedule

Transportation Planning

P.O. Box 270
Jefferson City, MO 65102

Construction contingency applied to construction cost in the year the project is awarded.
Three percent project growth factor compounded annually is applied to right-of-way and construction costs in program years 2, 3, 4, and 5.
No inflation is applied to the Funding From Other Sources (FFOS) or Payments.
Engineering includes PE costs, CE costs and R/W incidentals.

STATE FISCAL YEAR PROJECT BUDGETING						
	Prior Prog.	7/2017- 6/2018	7/2018- 6/2019	7/2019- 6/2020	7/2020- 6/2021	7/2021- 6/2022
FFOS:	107	0	0	0	0	0
Total R/W:	107	0	0	0	0	0
Total Construction:	0	0	0	0	0	0
Paybacks:	31,718	4,311	4,311	4,276	4,276	4,276
Sub-Total:	31,825	4,311	4,311	4,276	4,276	4,276
Total Engineering:	0	1	1	0	0	0
Grand Total:	31,825	4,312	4,312	4,276	4,276	4,276
		2018	2019	2020	2021	2022
State		4,280	4,280	4,276	4,276	4,276
AC-State		0	0	0	0	0
Local		0	0	0	0	0
Sub-total State		4,280	4,280	4,276	4,276	4,276
Federal						
Sub-total Federal		32	32	0	0	0
Grand Total		4,312	4,312	4,276	4,276	4,276

Project Count: 3

* Subject to the approval of the Transportation Improvement Program by the governing Metropolitan Planning Organization.

Jun-8-2017

Section 4 - 1

District Central

Dollars in Thousands



2018-2022 Highway and Bridge Construction Schedule

Transportation Planning

P.O. Box 270
Jefferson City, MO 65102

Construction contingency applied to construction cost in the year the project is awarded.
Three percent project growth factor compounded annually is applied to right-of-way and construction costs in program years 2, 3, 4, and 5.
No inflation is applied to the Funding From Other Sources (FFOS) or Payments.
Engineering includes PE costs, CE costs and R/W incidentals.

Central

Total

STATE FISCAL YEAR PROJECT BUDGETING						
	Prior Prog.	7/2017- 6/2018	7/2018- 6/2019	7/2019- 6/2020	7/2020- 6/2021	7/2021- 6/2022
FFOS:	107	3,585	2,999	3,237	3,095	3,095
Total R/W:	173	730	2,403	0	0	0
Total Construction:	0	88,438	104,797	87,117	5,456	3,483
Paybacks:	31,718	4,311	4,311	4,276	4,276	4,276
Sub-Total:	31,891	93,479	111,511	91,393	9,732	7,759
Total Engineering:	3,205	19,255	13,705	9,460	391	216
Grand Total:	35,096	112,734	125,216	100,853	10,123	7,975
		2018	2019	2020	2021	2022
State		25,392	28,428	19,472	5,226	4,790
AC-State		29,818	20,727	18,271	990	0
Local		0	0	0	0	0
Sub-total State		55,210	49,155	37,743	6,216	4,790
Federal						
Sub-total Federal		57,524	76,061	63,110	3,907	3,185
Grand Total		112,734	125,216	100,853	10,123	7,975

Project Count: 126

* Subject to the approval of the Transportation Improvement Program by the governing Metropolitan Planning Organization.

Jun-8-2017

Section 4 - 1

District Central

Dollars in Thousands

District Program Summary

Central

(Dollars in Millions)

Amounts include construction and right of way, excludes engineering.

State Fiscal Year	2018	2019	2020	2021	2022
Statewide Interstate And Major Bridge - Available					
Statewide Interstate And Major Bridge - FFOS	0.000	0.000	0.000	0.000	0.000
Statewide Interstate And Major Bridge - Fund Transfers	1.500	27.151	0.000	0.000	0.000
Statewide Interstate And Major Bridge - Carryover	-5.540	0.000	0.000	0.000	0.000
Award and Completed Project Adjustments	0.000	0.000	0.000	0.000	0.000
Statewide Interstate And Major Bridge - Total Available	-4.040	27.151	0.000	0.000	0.000
Statewide Interstate And Major Bridge - Programmed	1.500	27.966	0.000	0.000	0.000
Safety - Available	3.031	3.072	2.948	2.933	2.914
Safety - FFOS	0.000	1.760	0.000	1.890	1.890
Safety - Fund Transfers	-8.193	-1.579	-6.760	0.000	0.000
Safety - Carryover	-2.326	0.000	0.000	0.000	0.000
Award and Completed Project Adjustments	-1.399	-0.010	0.007	-0.084	0.000
Safety - Total Available	-8.887	3.243	-3.805	4.739	4.804
Safety - Programmed	1.932	3.072	12.233	2.065	2.127
Taking Care Of System - Available	31.235	32.134	32.077	31.916	31.711
Taking Care Of System - FFOS	3.585	1.239	3.237	1.205	1.205
Taking Care Of System - Fund Transfers	82.215	33.827	15.874	0.000	0.000
Taking Care Of System - Carryover	-37.113	0.000	0.000	0.000	0.000
Award and Completed Project Adjustments	9.677	-0.680	1.667	-1.271	0.000
Taking Care Of System - Total Available	89.599	66.520	52.855	31.850	32.916
Taking Care Of System - Programmed	90.047	80.475	79.160	7.667	5.632
Flexible & Other - Available					
Flexible & Other - FFOS	0.000	0.000	0.000	0.000	0.000
Flexible & Other - Fund Transfers	0.000	0.000	0.000	0.000	0.000
Flexible & Other - Carryover	23.638	0.000	0.000	0.000	0.000
Award and Completed Project Adjustments	0.000	0.470	0.599	0.000	0.000
Flexible & Other - Total Available	23.638	0.470	0.599	0.000	0.000
Flexible & Other - Programmed	0.000	0.000	0.000	0.000	0.000
Statewide Safety - Available					
Statewide Safety - FFOS	0.000	0.000	0.000	0.000	0.000
Statewide Safety - Fund Transfers	0.000	0.000	0.000	0.000	0.000
Statewide Safety - Carryover	0.000	0.000	0.000	0.000	0.000
Award and Completed Project Adjustments	0.000	0.000	0.000	0.000	0.000
Statewide Safety - Total Available	0.000	0.000	0.000	0.000	0.000
Statewide Safety - Programmed	0.000	0.000	0.000	0.000	0.000
Statewide Major Projects & Emerging Needs - Available					
Statewide Major Projects & Emerging Needs - FFOS	0.000	0.000	0.000	0.000	0.000
Statewide Major Projects & Emerging Needs - Fund Transfers	0.000	0.000	0.000	0.000	0.000
Statewide Major Projects & Emerging Needs - Carryover	1.080	0.000	0.000	0.000	0.000
Award and Completed Project Adjustments	0.000	0.000	0.000	0.000	0.000
Statewide Major Projects & Emerging Needs - Total Available	1.080	0.000	0.000	0.000	0.000
Statewide Major Projects & Emerging Needs - Programmed	0.000	0.000	0.000	0.000	0.000
Statewide Amendment 3 - Available					
Statewide Amendment 3 - FFOS	0.000	0.000	0.000	0.000	0.000
Statewide Amendment 3 - Fund Transfers	0.000	0.000	0.000	0.000	0.000
Statewide Amendment 3 - Carryover	-16.615	0.000	0.000	0.000	0.000
Award and Completed Project Adjustments	0.000	0.000	0.000	0.000	0.000
Statewide Amendment 3 - Total Available	-16.615	0.000	0.000	0.000	0.000
Statewide Amendment 3 - Programmed	0.000	0.000	0.000	0.000	0.000

Note: Three percent inflation compounded annually applied to program years 2019 - 2022

Two percent construction contingency applied to construction.

District Program Summary
Central

(Dollars in Millions)

Amounts include construction and right of way, excludes engineering.

Total Categorized Funding Available by SFY	84.775	97.384	49.649	36.589	37.720
Total Flexible Funds Available	4.120	21.115	57.537	60.505	58.445
Adjustments	8.278	-0.220	2.273	-1.355	0.000
Carryovers	-36.876				
Total Available by SFY	88.895	118.499	107.186	97.094	96.165
Total Programmed by SFY	93.479	111.513	91.393	9.732	7.759

*Note: Three percent inflation compounded annually applied to program years 2019 - 2022
Two percent construction contingency applied to construction.*