



# 2011-2015 Highway and Bridge Construction Schedule

## Transportation Planning

2217 St. Marys Blvd.

P.O. Box 270

Jefferson City, MO 65102

Phone (573) 526-8058 Fax (573) 526-8052

Construction contingency applied to construction cost in the year the project is awarded.

Three percent project growth factor compounded annually is applied to right-of-way and construction costs in program years 2, 3, 4, and 5.

No inflation is applied to the Funding From Other Sources (FFOS) or Payments.

Engineering includes PE costs, CE costs and R/W incidentals.

Construction contingency applied to construction cost in the year the project is awarded. Three percent project growth factor compounded annually is applied to right-of-way and construction costs in program years 2, 3, 4, and 5. No inflation is applied to the Funding From Other Sources (FFOS) or Payments. Engineering includes PE costs, CE costs and R/W incidentals.						STATE FISCAL YEAR PROJECT BUDGETING						
						7/2010- Prior Prog.	7/2011- 6/2011	7/2012- 6/2012	7/2013- 6/2013	7/2014- 6/2014	7/2015- 6/2015	
County: <b>Andrew</b> <b>On-call preventive maintenance and pavement repair from Rte. K to Rte. 92 in Platte County. Includes I-229 in Andrew and Buchanan counties.</b>						Engineering:	0	0	0	0	0	0
Route: <b>IS 29</b>						R/W:	0	0	0	0	0	0
Job No.: <b>2I2163C</b>						Construction:	0	250	0	0	0	0
Length: <b>56.84</b> MPO: <b>Y</b>						FFOS:	0	0	0	0	0	0
Fund Cat: <b>Statewide Interstate And Major Bridge</b> Fed: <b>0</b> State: <b>250</b> Local: <b>0</b> Future Cost: <b>0</b>						Payments:	0	0	0	0	0	0
Sec Cat: <b>Preventative Maint</b> Award Date: <b>Spring 11</b> Anticipated Fed Cat: <b>State</b>						Estimate Total: <b>250</b>						
County: <b>Andrew</b> <b>Pavement improvements from Rte. W to Rte. Z near Cosby.</b>						Engineering:	0	27	0	0	0	0
Route: <b>RT O</b>						R/W:	0	0	0	0	0	0
Job No.: <b>1L1103</b>						Construction:	0	250	0	0	0	0
Length: <b>4.48</b> MPO: <b>N</b>						FFOS:	0	0	0	0	0	0
Fund Cat: <b>Taking Care Of System</b> Fed: <b>0</b> State: <b>277</b> Local: <b>0</b> Future Cost: <b>0</b>						Payments:	0	0	0	0	0	0
Sec Cat: <b>Low Type Resurfacing</b> Award Date: <b>Fall 10</b> Anticipated Fed Cat: <b>State</b>						Estimate Total: <b>277</b>						
County: <b>Andrew</b> <b>Pavement improvements from Rte. 169 to Rte. 6 near St. Joseph.</b>						Engineering:	0	38	0	0	0	0
Route: <b>RT W</b>						R/W:	0	0	0	0	0	0
Job No.: <b>1L1102</b>						Construction:	0	325	0	0	0	0
Length: <b>6.24</b> MPO: <b>Y</b>						FFOS:	0	0	0	0	0	0
Fund Cat: <b>Taking Care Of System</b> Fed: <b>0</b> State: <b>363</b> Local: <b>0</b> Future Cost: <b>0</b>						Payments:	0	0	0	0	0	0
Sec Cat: <b>Low Type Resurfacing</b> Award Date: <b>Fall 10</b> Anticipated Fed Cat: <b>State</b>						Estimate Total: <b>363</b>						
County: <b>Atchison</b> <b>Resurface driving lanes and improve shoulders from Rte. M to Rte. 71 near Burlington Junction.</b>						Engineering:	84	281	0	0	0	0
Route: <b>US 136</b>						R/W:	0	0	0	0	0	0
Job No.: <b>1P0980</b>						Construction:	0	3,382	0	0	0	0
Length: <b>12.29</b> MPO: <b>N</b>						FFOS:	0	0	0	0	0	0
Fund Cat: <b>Major Projects &amp; Emerging Needs</b> AC-State: <b>2,892</b> State: <b>771</b> Local: <b>0</b> Future Cost: <b>0</b>						Payments:	0	0	0	0	0	0
Sec Cat: <b>Rehab And Reconst</b> Award Date: <b>Winter 11</b> Anticipated Fed Cat: <b>S.T.P.</b>						Estimate Total: <b>3,747</b>						

\* Subject to the approval of the Transportation Improvement Plan by the governing Metropolitan Planning Organization.

Jun-24-2010

Section 4 - 1

District 1

Dollars in Thousands



# 2011-2015 Highway and Bridge Construction Schedule

## Transportation Planning

2217 St. Marys Blvd.

P.O. Box 270

Jefferson City, MO 65102

Phone (573) 526-8058 Fax (573) 526-8052

Construction contingency applied to construction cost in the year the project is awarded.

Three percent project growth factor compounded annually is applied to right-of-way and construction costs in program years 2, 3, 4, and 5.

No inflation is applied to the Funding From Other Sources (FFOS) or Payments.

Engineering includes PE costs, CE costs and R/W incidentals.

Construction contingency applied to construction cost in the year the project is awarded. Three percent project growth factor compounded annually is applied to right-of-way and construction costs in program years 2, 3, 4, and 5. No inflation is applied to the Funding From Other Sources (FFOS) or Payments. Engineering includes PE costs, CE costs and R/W incidentals.						STATE FISCAL YEAR PROJECT BUDGETING						
						7/2010-	7/2011-	7/2012-	7/2013-	7/2014-		
						Prior Prog.	6/2011	6/2012	6/2013	6/2014	6/2015	
County: Atchison	Replace bridge over Little Tarkio Creek, 0.4 mile east of Rte. M near Tarkio. Project involves bridge J0838.					Engineering:	44	105	101	0	0	0
Route: US 136						R/W:	0	17	0	0	0	0
Job No.: 1P1047						Construction:	0	0	1,289	0	0	0
Length: 0.10	MPO: N					FFOS:	0	0	0	0	0	0
Fund Cat: Major Projects & Emerging Needs	Fed: 1,100 State: 412 Local: 0					Payments:	0	0	0	0	0	0
	Future Cost: 0											
Sec Cat: Rehab And Reconst	Award Date: 2012	Anticipated Fed Cat: Bridge				Estimate Total: 1,556						
County: Atchison	Install edgeline and centerline rumble stripes from Rte. M (Atchison Co.) to Rte. 71 (Nodaway Co.) near Burlington Junction.					Engineering:	0	7	0	0	0	0
Route: US 136						R/W:	0	0	0	0	0	0
Job No.: 1P2199						Construction:	0	67	0	0	0	0
Length: 12.30	MPO: N					FFOS:	0	0	0	0	0	0
Fund Cat: Safety	Fed: 64 State: 10 Local: 0					Payments:	0	0	0	0	0	0
	Future Cost: 0											
Sec Cat: Safety	Award Date: Winter 11	Anticipated Fed Cat: Safety				Estimate Total: 74						
County: Atchison	Pavement improvements, grading, drainage, and structure work for Welcome Center along southbound lane 0.9 mile south of Rte. 136 near Rock Port. Funding by statewide enhancement and operations funds.					Engineering:	179	205	376	0	0	0
Route: IS 29						R/W:	0	0	0	0	0	0
Job No.: 112155						Construction:	0	0	4,572	0	0	0
Length: 0.43	MPO: N					FFOS:	0	0	4,439	0	0	0
Fund Cat: Major Projects & Emerging Needs	AC-State: 3,901 State: 1,252 Local: 0					Payments:	0	0	0	0	0	0
	Future Cost: 0											
Sec Cat: Systems Operations	Award Date: 2012	Anticipated Fed Cat: S.T.P.				Federal Oversight						
						Estimate Total: 5,332						
County: Atchison	Pavement improvements and shoulders from Rte. 111 to Rte. W near Rock Port.					Engineering:	0	1	100	295	0	0
Route: IS 29						R/W:	0	0	0	0	0	0
Job No.: 112207						Construction:	0	0	0	4,265	0	0
Length: 8.52	MPO: N					FFOS:	0	0	0	0	0	0
Fund Cat: Statewide Interstate And Major Bridge	AC-State: 4,086 State: 575 Local: 0					Payments:	0	0	0	0	0	0
	Future Cost: 0											
Sec Cat: Rehab And Reconst	Award Date: 2013	Anticipated Fed Cat: I/M				Federal Oversight						
						Estimate Total: 4,661						

\* Subject to the approval of the Transportation Improvement Plan by the governing Metropolitan Planning Organization.

Jun-24-2010

Section 4 - 2

District 1

Dollars in Thousands



# 2011-2015 Highway and Bridge Construction Schedule

## Transportation Planning

2217 St. Marys Blvd.

P.O. Box 270

Jefferson City, MO 65102

Phone (573) 526-8058 Fax (573) 526-8052

Construction contingency applied to construction cost in the year the project is awarded.

Three percent project growth factor compounded annually is applied to right-of-way and construction costs in program years 2, 3, 4, and 5.

No inflation is applied to the Funding From Other Sources (FFOS) or Payments.

Engineering includes PE costs, CE costs and R/W incidentals.

Construction contingency applied to construction cost in the year the project is awarded. Three percent project growth factor compounded annually is applied to right-of-way and construction costs in program years 2, 3, 4, and 5. No inflation is applied to the Funding From Other Sources (FFOS) or Payments. Engineering includes PE costs, CE costs and R/W incidentals.						STATE FISCAL YEAR PROJECT BUDGETING					
						7/2010- Prior Prog.	7/2011- 6/2011	7/2012- 6/2012	7/2013- 6/2013	7/2014- 6/2014	7/2015- 6/2015
County: Atchison      On-call preventive maintenance and pavement repair from the Iowa State line to Rte. K in Andrew County. Route: IS 29 Job No.: 2I2163B Length: 62.92      MPO: N Fund      Fed: 0 State: 250 Local: 0 Cat:      Statewide Interstate And Major Bridge      Future Cost: 0 Sec Cat: Preventative Maint      Award Date: Spring 11      Anticipated Fed Cat: State Estimate Total: 250						Engineering:	0	0	0	0	0
						R/W:	0	0	0	0	0
						Construction:	0	250	0	0	0
						FFOS:	0	0	0	0	0
						Payments:	0	0	0	0	0
County: Buchanan      Pavement improvements from Loop 29 (Belt Hwy.) to Rte. YY (Mitchell Ave.). Also includes Rte. 6 (Frederick Blvd.) from Rte. 169 (Belt Hwy.) east to I-29 in St. Joseph. Route: US 169 Job No.: 1P2189 Length: 3.47      MPO: Y Fund      Fed: 0 State: 1,105 Local: 0 Cat:      Taking Care Of System      Future Cost: 0 Sec Cat: Preventative Maint      Award Date: Summer 10      Anticipated Fed Cat: State Estimate Total: 1,108						Engineering:	3	106	0	0	0
						R/W:	0	0	0	0	0
						Construction:	0	999	0	0	0
						FFOS:	0	0	0	0	0
						Payments:	0	0	0	0	0
County: Buchanan      Pavement improvements from Rte. YY (Mitchell Ave.) to Loop 29 (Pear St.) in St. Joseph. Route: US 169 Job No.: 1P2196 Length: 1.61      MPO: Y Fund      Fed: 0 State: 454 Local: 0 Cat:      Taking Care Of System      Future Cost: 0 Sec Cat: Preventative Maint      Award Date: Summer 10      Anticipated Fed Cat: State Estimate Total: 455						Engineering:	1	43	0	0	0
						R/W:	0	0	0	0	0
						Construction:	0	411	0	0	0
						FFOS:	0	0	0	0	0
						Payments:	0	0	0	0	0
County: Buchanan      Pavement improvements 1.5 miles south of Rte. O, near Faucett, to Platte County line. Route: IS 29 Job No.: 1I2181 Length: 8.86      MPO: Y Fund      AC-State: 2,280 State: 291 Local: 0 Cat:      Statewide Interstate And Major Bridge      Future Cost: 0 Sec Cat: Preventative Maint      Award Date: 2012      Anticipated Fed Cat: I/M Estimate Total: 2,572						Engineering:	1	25	170	0	0
						R/W:	0	0	0	0	0
						Construction:	0	0	2,376	0	0
						FFOS:	0	0	0	0	0
						Payments:	0	0	0	0	0

\* Subject to the approval of the Transportation Improvement Plan by the governing Metropolitan Planning Organization.

Jun-24-2010

Section 4 - 3

District 1

Dollars in Thousands



# 2011-2015 Highway and Bridge Construction Schedule

## Transportation Planning

2217 St. Marys Blvd.

P.O. Box 270

Jefferson City, MO 65102

Phone (573) 526-8058 Fax (573) 526-8052

Construction contingency applied to construction cost in the year the project is awarded.

Three percent project growth factor compounded annually is applied to right-of-way and construction costs in program years 2, 3, 4, and 5.

No inflation is applied to the Funding From Other Sources (FFOS) or Payments.

Engineering includes PE costs, CE costs and R/W incidentals.

Construction contingency applied to construction cost in the year the project is awarded. Three percent project growth factor compounded annually is applied to right-of-way and construction costs in program years 2, 3, 4, and 5. No inflation is applied to the Funding From Other Sources (FFOS) or Payments. Engineering includes PE costs, CE costs and R/W incidentals.						STATE FISCAL YEAR PROJECT BUDGETING						
						7/2010-	7/2011-	7/2012-	7/2013-	7/2014-		
						Prior Prog.	6/2011	6/2012	6/2013	6/2014	6/2015	
County: <b>Buchanan</b> Route: <b>US 36</b> Job No.: <b>1P2195</b> Length: <b>11.73</b> Fund Cat: <b>Taking Care Of System</b> Sec Cat: <b>Thin Lift Overlay</b>	Pavement and shoulder improvements in the eastbound lane from east of Rte. AC to east of Rte. 31 in Dekalb County.  MPO: Y  AC-State: 3,646 State: 1,070 Local: 0 Future Cost: 0  Award Date: 2013 Anticipated Fed Cat: N.H.S.  Estimate Total: 4,717					Engineering:	1	5	123	308	0	0
						R/W:	0	0	0	0	0	0
						Construction:	0	0	0	4,280	0	0
						FFOS:	0	0	0	0	0	0
						Payments:	0	0	0	0	0	0
County: <b>Buchanan</b> Route: <b>MO 45</b> Job No.: <b>1P2171</b> Length: <b>1.73</b> Fund Cat: <b>Taking Care Of System</b> Sec Cat: <b>Thin Lift Overlay</b>	Pavement improvements from Rte. 59, near Rushville, to Platte County line.  MPO: Y  AC-State: 427 State: 118 Local: 0 Future Cost: 0  Award Date: 2012 Anticipated Fed Cat: S.T.P.  Estimate Total: 551					Engineering:	6	10	34	0	0	0
						R/W:	0	0	0	0	0	0
						Construction:	0	0	501	0	0	0
						FFOS:	0	0	0	0	0	0
						Payments:	0	0	0	0	0	0
County: <b>Buchanan</b> Route: <b>US 59</b> Job No.: <b>1P1013</b> Length: <b>3.42</b> Fund Cat: <b>Taking Care Of System</b> Sec Cat: <b>Preventative Maint</b>	Pavement improvements from Rte. 45 to 0.3 mile east of Kansas State line in Winthrop.  MPO: N  AC-State: 1,585 State: 460 Local: 0 Future Cost: 0  Award Date: 2012 Anticipated Fed Cat: N.H.S.  Estimate Total: 2,053					Engineering:	8	28	159	0	0	0
						R/W:	0	0	0	0	0	0
						Construction:	0	0	1,858	0	0	0
						FFOS:	0	0	0	0	0	0
						Payments:	0	0	0	0	0	0
County: <b>Buchanan</b> Route: <b>RT FF</b> Job No.: <b>1L1100B</b> Length: <b>6.08</b> Fund Cat: <b>Taking Care Of System</b> Sec Cat: <b>Low Type Resurfacing</b>	Pavement improvements from Rte. 169 to Rte. H in Agency.  MPO: Y  Fed: 0 State: 397 Local: 0 Future Cost: 0  Award Date: Fall 10 Anticipated Fed Cat: State  Estimate Total: 397					Engineering:	0	28	0	0	0	0
						R/W:	0	0	0	0	0	0
						Construction:	0	369	0	0	0	0
						FFOS:	0	0	0	0	0	0
						Payments:	0	0	0	0	0	0

\* Subject to the approval of the Transportation Improvement Plan by the governing Metropolitan Planning Organization.

Jun-24-2010

Section 4 - 4

District 1

Dollars in Thousands



# 2011-2015 Highway and Bridge Construction Schedule

## Transportation Planning

2217 St. Marys Blvd.

P.O. Box 270

Jefferson City, MO 65102

Phone (573) 526-8058 Fax (573) 526-8052

Construction contingency applied to construction cost in the year the project is awarded.

Three percent project growth factor compounded annually is applied to right-of-way and construction costs in program years 2, 3, 4, and 5.

No inflation is applied to the Funding From Other Sources (FFOS) or Payments.

Engineering includes PE costs, CE costs and R/W incidentals.

Construction contingency applied to construction cost in the year the project is awarded. Three percent project growth factor compounded annually is applied to right-of-way and construction costs in program years 2, 3, 4, and 5. No inflation is applied to the Funding From Other Sources (FFOS) or Payments. Engineering includes PE costs, CE costs and R/W incidentals.						STATE FISCAL YEAR PROJECT BUDGETING						
						7/2010- 7/2011- 7/2012- 7/2013- 7/2014- Prior Prog. 6/2011 6/2012 6/2013 6/2014 6/2015						
County: <b>Buchanan</b> Route: <b>RT O</b> Job No.: <b>1L1100C</b> Length: <b>2.13</b> Fund Cat: <b>Taking Care Of System</b> Sec Cat: <b>Low Type Resurfacing</b>	Pavement improvements from Rte. A to Rte. FF near Agency.  MPO: Y  Fed: 0 State: 136 Local: 0 Future Cost: 0  Award Date: <b>Fall 10</b> Anticipated Fed Cat: <b>State</b>  Estimate Total: <b>136</b>					Engineering:	0	11	0	0	0	0
						R/W:	0	0	0	0	0	0
						Construction:	0	125	0	0	0	0
						FFOS:	0	0	0	0	0	0
						Payments:	0	0	0	0	0	0
County: <b>Buchanan</b> Route: <b>RT YY</b> Job No.: <b>1S2209</b> Length: <b>0.10</b> Fund Cat: <b>Safety</b> Sec Cat: <b>Safety</b>	Construct right-turn lane on Mitchell Avenue, westbound lane, at the intersection with Woodbine Road in St. Joseph.  MPO: Y  Fed: 110 State: 32 Local: 0 Future Cost: 0  Award Date: <b>Winter 11</b> Anticipated Fed Cat: <b>Safety</b>  Estimate Total: <b>142</b>					Engineering:	0	20	0	0	0	0
						R/W:	0	5	0	0	0	0
						Construction:	0	117	0	0	0	0
						FFOS:	0	0	0	0	0	0
						Payments:	0	0	0	0	0	0
County: <b>Caldwell</b> Route: <b>MO 116</b> Job No.: <b>1B0803B</b> Length: <b>0.22</b> Fund Cat: <b>Taking Care Of System</b> Sec Cat: <b>Preventative Maint</b>	Bridge maintenance: Caldwell Co. Rte. 116 over North Mud Cr., Rte. N over Mud Cr., Harrison Co. Rte. MM over Fox and Sugar Cr. Rte. AA over Big Cr., Dekalb Co. Rte. 33 over Maysville Branch of Lost Cr. and W.F. Lost Cr. Funded by GARVEE. Part of Safe and Sound Program.  MPO: N  AC-State: 600 State: 160 Local: 0 Future Cost: 0  Award Date: <b>Winter 11</b> Anticipated Fed Cat: <b>Bridge</b>  Estimate Total: <b>760</b>					Engineering:	0	58	0	0	0	0
						R/W:	0	0	0	0	0	0
						Construction:	0	702	0	0	0	0
						FFOS:	0	702	0	0	0	0
						Payments:	0	0	0	0	0	0
County: <b>Caldwell</b> Route: <b>RT A</b> Job No.: <b>1S2147</b> Length: <b>0.10</b> Fund Cat: <b>Taking Care Of System</b> Sec Cat: <b>Rehab And Reconst</b>	Replace bridge deck over Shoal Creek 4.1 miles north of Rte. F near Braymer. Project involves bridge A1784.  MPO: N  Fed: 406 State: 107 Local: 0 Future Cost: 0  Award Date: <b>Fall 10</b> Anticipated Fed Cat: <b>Bridge</b>  Estimate Total: <b>545</b>					Engineering:	32	38	0	0	0	0
						R/W:	0	0	0	0	0	0
						Construction:	0	475	0	0	0	0
						FFOS:	0	0	0	0	0	0
						Payments:	0	0	0	0	0	0

\* Subject to the approval of the Transportation Improvement Plan by the governing Metropolitan Planning Organization.

Jun-24-2010

Section 4 - 5

District 1

Dollars in Thousands



# 2011-2015 Highway and Bridge Construction Schedule

## Transportation Planning

2217 St. Marys Blvd.

P.O. Box 270

Jefferson City, MO 65102

Phone (573) 526-8058 Fax (573) 526-8052

Construction contingency applied to construction cost in the year the project is awarded.

Three percent project growth factor compounded annually is applied to right-of-way and construction costs in program years 2, 3, 4, and 5.

No inflation is applied to the Funding From Other Sources (FFOS) or Payments.

Engineering includes PE costs, CE costs and R/W incidentals.

Construction contingency applied to construction cost in the year the project is awarded. Three percent project growth factor compounded annually is applied to right-of-way and construction costs in program years 2, 3, 4, and 5. No inflation is applied to the Funding From Other Sources (FFOS) or Payments. Engineering includes PE costs, CE costs and R/W incidentals.						STATE FISCAL YEAR PROJECT BUDGETING					
						7/2010-	7/2011-	7/2012-	7/2013-	7/2014-	
						Prior Prog.	6/2011	6/2012	6/2013	6/2014	6/2015
County: <b>Caldwell</b> Route: <b>RT U</b> Job No.: <b>1B0801Q</b> Length: <b>0.14</b> Fund Cat: <b>Taking Care Of System</b> AC-State: <b>972</b> State: <b>311</b> Local: <b>0</b> Future Cost: <b>0</b> Sec Cat: <b>Rehab And Reconst</b> Award Date: <b>Winter 11</b> Anticipated Fed Cat: <b>Bridge</b> Estimate Total: <b>1,284</b>	Bridge improvements on Rte. U over Otter Creek, Rte. HH over Plum Creek in Caldwell County, on Rte. V over I-35 and Rte. K over Castile Creek in Clinton County. Funded by GARVEE. Involves bridges N0735, R0526, R0226, and N0736. Part of Safe and Sound program.	Engineering:	1	145	0	0	0	0			
		R/W:	0	0	0	0	0	0			
		Construction:	0	1,138	0	0	0	0			
		FFOS:	0	1,138	0	0	0	0			
		Payments:	0	0	0	0	0	0			
County: <b>Clinton</b> Route: <b>LP 35</b> Job No.: <b>1S2153</b> Length: <b>2.40</b> Fund Cat: <b>Taking Care Of System</b> AC-State: <b>505</b> State: <b>149</b> Local: <b>0</b> Future Cost: <b>0</b> Sec Cat: <b>Rehab And Reconst</b> Award Date: <b>2013</b> Anticipated Fed Cat: <b>S.T.P.</b> Estimate Total: <b>662</b>	Pavement improvements from Rte. 69 south intersection to I-35 in Cameron.	Engineering:	8	5	12	43	0	0			
		R/W:	0	0	0	0	0	0			
		Construction:	0	0	0	594	0	0			
		FFOS:	0	0	0	0	0	0			
		Payments:	0	0	0	0	0	0			
County: <b>Clinton</b> Route: <b>RT A</b> Job No.: <b>1S1007</b> Length: <b>0.10</b> Fund Cat: <b>Safety</b> Fed: <b>180</b> State: <b>23</b> Local: <b>0</b> Future Cost: <b>0</b> Sec Cat: <b>Safety</b> Award Date: <b>Winter 11</b> Anticipated Fed Cat: <b>Safety</b> Estimate Total: <b>211</b>	Intersection improvements at Rte. T near Turney.	Engineering:	8	16	0	0	0	0			
		R/W:	0	0	0	0	0	0			
		Construction:	0	187	0	0	0	0			
		FFOS:	0	0	0	0	0	0			
		Payments:	0	0	0	0	0	0			
County: <b>Daviess</b> Route: <b>IS 35</b> Job No.: <b>2I2163E</b> Length: <b>35.70</b> Fund Cat: <b>Statewide Interstate And Major Bridge</b> Fed: <b>0</b> State: <b>268</b> Local: <b>0</b> Future Cost: <b>0</b> Sec Cat: <b>Preventative Maint</b> Award Date: <b>Spring 11</b> Anticipated Fed Cat: <b>State</b> Estimate Total: <b>268</b>	On-call preventive maintenance and pavement repair from Rte. 6 in Daviess County to Rte. 92 in Clay County.	Engineering:	0	18	0	0	0	0			
		R/W:	0	0	0	0	0	0			
		Construction:	0	250	0	0	0	0			
		FFOS:	0	0	0	0	0	0			
		Payments:	0	0	0	0	0	0			

\* Subject to the approval of the Transportation Improvement Plan by the governing Metropolitan Planning Organization.

Jun-24-2010

Section 4 - 6

District 1

Dollars in Thousands



# 2011-2015 Highway and Bridge Construction Schedule

## Transportation Planning

2217 St. Marys Blvd.

P.O. Box 270

Jefferson City, MO 65102

Phone (573) 526-8058 Fax (573) 526-8052

Construction contingency applied to construction cost in the year the project is awarded.

Three percent project growth factor compounded annually is applied to right-of-way and construction costs in program years 2, 3, 4, and 5.

No inflation is applied to the Funding From Other Sources (FFOS) or Payments.

Engineering includes PE costs, CE costs and R/W incidentals.

Construction contingency applied to construction cost in the year the project is awarded. Three percent project growth factor compounded annually is applied to right-of-way and construction costs in program years 2, 3, 4, and 5. No inflation is applied to the Funding From Other Sources (FFOS) or Payments. Engineering includes PE costs, CE costs and R/W incidentals.						STATE FISCAL YEAR PROJECT BUDGETING					
						7/2010-	7/2011-	7/2012-	7/2013-	7/2014-	
						Prior Prog.	6/2011	6/2012	6/2013	6/2014	6/2015
County: <b>Daviess</b> Route: <b>RT HH</b> Job No.: <b>1B0801N</b> Length: <b>0.12</b> Fund Cat: <b>Taking Care Of System</b> AC-State: <b>648</b> State: <b>274</b> Local: <b>0</b> Future Cost: <b>0</b> Award Date: <b>Winter 11</b> Anticipated Fed Cat: <b>Bridge</b> Estimate Total: <b>923</b>	Bridge improvements on Rte. HH over Marrowbone Creek, on Rte. V over Muddy Creek, and on Rte. Z over drainage ditch. Funded by GARVEE. Project involves bridges R0378, P0830, and R0073. Part of Safe and Sound program.	Engineering:  R/W:  Construction:  FFOS:  Payments:	1 0 0 0 0 0	164 0 758 758 0 0	0 0 0 0 0 0	0 0 0 0 0 0	0 0 0 0 0 0				
County: <b>Daviess</b> Route: <b>RT T</b> Job No.: <b>1B0801T</b> Length: <b>14.50</b> Fund Cat: <b>Taking Care Of System</b> Fed: <b>1,347</b> State: <b>670</b> Local: <b>0</b> Future Cost: <b>0</b> Award Date: <b>Fall 10</b> Anticipated Fed Cat: <b>Bridge</b> Estimate Total: <b>2,017</b>	Bridge improvements on Rte. T over Sampson Creek. Project involves bridge N0262. Funded by GARVEE. Part of the Safe and Sound program.	Engineering:  R/W:  Construction:  FFOS:  Payments:	0 0 0 0 0 0	353 88 1,576 1,664 0 0	0 0 0 0 0 0	0 0 0 0 0 0	0 0 0 0 0 0				
County: <b>Dekalb</b> Route: <b>US 36</b> Job No.: <b>1B0801S</b> Length: <b>0.07</b> Fund Cat: <b>Taking Care Of System</b> AC-State: <b>1,075</b> State: <b>338</b> Local: <b>0</b> Future Cost: <b>0</b> Award Date: <b>Spring 11</b> Anticipated Fed Cat: <b>Bridge</b> Estimate Total: <b>1,418</b>	Bridge improvements on Rte. 36 over Castile Creek and Grindstone Creek. Funded by GARVEE. Project involves bridges A1591 and A1594. Part of the Safe and Sound program.	Engineering:  R/W:  Construction:  FFOS:  Payments:	5 0 0 0 0 0	156 0 1,257 1,257 0 0	0 0 0 0 0 0	0 0 0 0 0 0	0 0 0 0 0 0				
County: <b>Dekalb</b> Route: <b>US 69</b> Job No.: <b>1P2214</b> Length: <b>2.00</b> Fund Cat: <b>Taking Care Of System</b> AC-State: <b>921</b> State: <b>280</b> Local: <b>0</b> Future Cost: <b>0</b> Award Date: <b>2013</b> Anticipated Fed Cat: <b>S.T.P.</b> Estimate Total: <b>1,201</b>	Pavement improvements from Pence Rd. to Loop 35 south intersection in Cameron.	Engineering:  R/W:  Construction:  FFOS:  Payments:	0 0 0 0 0 0	5 0 0 0 0 0	35 0 0 0 0 0	80 0 1,081 0 0 0	0 0 0 0 0 0				

\* Subject to the approval of the Transportation Improvement Plan by the governing Metropolitan Planning Organization.

Jun-24-2010

Section 4 - 7

District 1

Dollars in Thousands





# 2011-2015 Highway and Bridge Construction Schedule

## Transportation Planning

2217 St. Marys Blvd.

P.O. Box 270

Jefferson City, MO 65102





Phone (573) 526-8058 Fax (573) 526-8052

Construction contingency applied to construction cost in the year the project is awarded.

Three percent project growth factor compounded annually is applied to right-of-way and construction costs in program years 2, 3, 4, and 5.

No inflation is applied to the Funding From Other Sources (FFOS) or Payments.

Engineering includes PE costs, CE costs and R/W incidentals.

Construction contingency applied to construction cost in the year the project is awarded. Three percent project growth factor compounded annually is applied to right-of-way and construction costs in program years 2, 3, 4, and 5. No inflation is applied to the Funding From Other Sources (FFOS) or Payments. Engineering includes PE costs, CE costs and R/W incidentals.						STATE FISCAL YEAR PROJECT BUDGETING						
						7/2010- Prior Prog.	7/2011- 6/2011	7/2012- 6/2012	7/2013- 6/2013	7/2014- 6/2014	7/2015- 6/2015	
County: <b>Dekalb</b> Route: <b>RT F</b> Job No.: <b>1B0801P</b> Length: <b>0.04</b> Fund Cat: <b>Taking Care Of System</b> Sec Cat: <b>Rehab And Reconst</b>	Bridge improvements on Rte. F over Crooked Creek in Dekalb County and Rte. 169 over Old Channel Island Creek in Gentry County. Funded by GARVEE. Project involves bridges N0870 and F0327. Part of the Safe and Sound program.  MPO: N AC-State: 913 State: 351 Local: 0 Future Cost: 0 Award Date: <b>Spring 11</b> Anticipated Fed Cat: <b>Bridge</b> Estimate Total: <b>1,265</b>					Engineering:	1	144	0	0	0	0
						R/W:	0	51	0	0	0	0
						Construction:	0	1,069	0	0	0	0
						FFOS:	0	1,120	0	0	0	0
						Payments:	0	0	0	0	0	0
County: <b>Gentry</b> Route: <b>US 136</b> Job No.: <b>1P0979B</b> Length: <b>0.50</b> Fund Cat: <b>Major Projects &amp; Emerging Needs</b> Sec Cat: <b>Rehab And Reconst</b>	Replace pavement, construct curb and gutters and sidewalks from west city limits of Stanberry to the Rte. 169 intersection.  MPO: N AC-State: 593 State: 154 Local: 0 Future Cost: 0 Award Date: <b>Fall 10</b> Anticipated Fed Cat: <b>S.T.P.</b> Estimate Total: <b>827</b>					Engineering:	60	53	0	0	0	0
						R/W:	20	0	0	0	0	0
						Construction:	0	694	0	0	0	0
						FFOS:	0	0	0	0	0	0
						Payments:	0	0	0	0	0	0
County: <b>Gentry</b> Route: <b>US 136</b> Job No.: <b>1P1016</b> Length: <b>8.00</b> Fund Cat: <b>Taking Care Of System</b> Sec Cat: <b>Preventative Maint</b>	Resurface driving lanes and improve shoulders from west of Rte. C near Albany to the Harrison County line.  MPO: N AC-State: 2,171 State: 552 Local: 0 Future Cost: 0 Award Date: <b>Winter 11</b> Anticipated Fed Cat: <b>S.T.P.</b> Estimate Total: <b>2,809</b>					Engineering:	86	183	0	0	0	0
						R/W:	0	0	0	0	0	0
						Construction:	0	2,540	0	0	0	0
						FFOS:	0	0	0	0	0	0
						Payments:	0	0	0	0	0	0
County: <b>Gentry</b> Route: <b>MO 85</b> Job No.: <b>1B0801O</b> Length: <b>0.01</b> Fund Cat: <b>Taking Care Of System</b> Sec Cat: <b>Rehab And Reconst</b>	Bridge improvements on Rte. 85 over the Thompson River. Funded by GARVEE. Project involves bridge H0223. Part of the Safe and Sound program.  MPO: N AC-State: 377 State: 128 Local: 0 Future Cost: 0 Award Date: <b>Winter 11</b> Anticipated Fed Cat: <b>Bridge</b> Estimate Total: <b>506</b>					Engineering:	1	61	0	0	0	0
						R/W:	0	3	0	0	0	0
						Construction:	0	441	0	0	0	0
						FFOS:	0	441	0	0	0	0
						Payments:	0	0	0	0	0	0

\* Subject to the approval of the Transportation Improvement Plan by the governing Metropolitan Planning Organization.

Jun-24-2010

Section 4 - 8

District 1

Dollars in Thousands





# 2011-2015 Highway and Bridge Construction Schedule

## Transportation Planning

2217 St. Marys Blvd.

P.O. Box 270

Jefferson City, MO 65102

Phone (573) 526-8058 Fax (573) 526-8052

Construction contingency applied to construction cost in the year the project is awarded.

Three percent project growth factor compounded annually is applied to right-of-way and construction costs in program years 2, 3, 4, and 5.

No inflation is applied to the Funding From Other Sources (FFOS) or Payments.

Engineering includes PE costs, CE costs and R/W incidentals.

Construction contingency applied to construction cost in the year the project is awarded. Three percent project growth factor compounded annually is applied to right-of-way and construction costs in program years 2, 3, 4, and 5. No inflation is applied to the Funding From Other Sources (FFOS) or Payments. Engineering includes PE costs, CE costs and R/W incidentals.												STATE FISCAL YEAR PROJECT BUDGETING						
												Prior Prog.	7/2010- 6/2011	7/2011- 6/2012	7/2012- 6/2013	7/2013- 6/2014	7/2014- 6/2015	
County: <b>Harrison</b> <b>Pavement improvements from Rte. 136 in Bethany to Rte. 6 near Gallatin.</b> Route: <b>MO 13</b> Job No.: <b>1L1101</b> Length: <b>24.10</b> MPO: N Fund      Fed: <b>0</b> State: <b>1,434</b> Local: <b>0</b> Cat: <b>Taking Care Of System</b> Future Cost: <b>0</b> Sec Cat: <b>Low Type Resurfacing</b> Award Date: <b>Fall 10</b> Anticipated Fed Cat: <b>State</b> <div>Estimate Total: <b>1,434</b></div>												Engineering:	<b>0</b>	<b>104</b>	<b>0</b>	<b>0</b>	<b>0</b>	<b>0</b>
												R/W:	<b>0</b>	<b>0</b>	<b>0</b>	<b>0</b>	<b>0</b>	
												Construction:	<b>0</b>	<b>1,330</b>	<b>0</b>	<b>0</b>	<b>0</b>	
												FFOS:	<b>0</b>	<b>0</b>	<b>0</b>	<b>0</b>	<b>0</b>	
												Payments:	<b>0</b>	<b>0</b>	<b>0</b>	<b>0</b>	<b>0</b>	
County: <b>Harrison</b> <b>On-call preventive maintenance and pavement repair from the Iowa State line to Rte. 6 in Daviess County.</b> Route: <b>IS 35</b> Job No.: <b>2I2163D</b> Length: <b>31.42</b> MPO: N Fund      Fed: <b>0</b> State: <b>250</b> Local: <b>0</b> Cat: <b>Statewide Interstate And Major Bridge</b> Future Cost: <b>0</b> Sec Cat: <b>Preventative Maint</b> Award Date: <b>Spring 11</b> Anticipated Fed Cat: <b>State</b> <div>Estimate Total: <b>250</b></div>												Engineering:	<b>0</b>	<b>0</b>	<b>0</b>	<b>0</b>	<b>0</b>	<b>0</b>
												R/W:	<b>0</b>	<b>0</b>	<b>0</b>	<b>0</b>	<b>0</b>	
												Construction:	<b>0</b>	<b>250</b>	<b>0</b>	<b>0</b>	<b>0</b>	
												FFOS:	<b>0</b>	<b>0</b>	<b>0</b>	<b>0</b>	<b>0</b>	
												Payments:	<b>0</b>	<b>0</b>	<b>0</b>	<b>0</b>	<b>0</b>	
County: <b>Harrison</b> <b>Pavement improvements from I-35 to Rte. V near Cainsville.</b> Route: <b>RT N</b> Job No.: <b>1L1100E</b> Length: <b>12.54</b> MPO: N Fund      Fed: <b>0</b> State: <b>772</b> Local: <b>0</b> Cat: <b>Taking Care Of System</b> Future Cost: <b>0</b> Sec Cat: <b>Low Type Resurfacing</b> Award Date: <b>Fall 10</b> Anticipated Fed Cat: <b>State</b> <div>Estimate Total: <b>772</b></div>												Engineering:	<b>0</b>	<b>82</b>	<b>0</b>	<b>0</b>	<b>0</b>	<b>0</b>
												R/W:	<b>0</b>	<b>0</b>	<b>0</b>	<b>0</b>	<b>0</b>	
												Construction:	<b>0</b>	<b>690</b>	<b>0</b>	<b>0</b>	<b>0</b>	
												FFOS:	<b>0</b>	<b>0</b>	<b>0</b>	<b>0</b>	<b>0</b>	
												Payments:	<b>0</b>	<b>0</b>	<b>0</b>	<b>0</b>	<b>0</b>	
County: <b>Holt</b> <b>Pavement improvements from Rte. 59 to I-29 near Mound City.</b> Route: <b>US 159</b> Job No.: <b>1L1105</b> Length: <b>3.30</b> MPO: N Fund      Fed: <b>0</b> State: <b>195</b> Local: <b>0</b> Cat: <b>Taking Care Of System</b> Future Cost: <b>0</b> Sec Cat: <b>Low Type Resurfacing</b> Award Date: <b>Fall 10</b> Anticipated Fed Cat: <b>State</b> <div>Estimate Total: <b>195</b></div>												Engineering:	<b>0</b>	<b>20</b>	<b>0</b>	<b>0</b>	<b>0</b>	<b>0</b>
												R/W:	<b>0</b>	<b>0</b>	<b>0</b>	<b>0</b>	<b>0</b>	
												Construction:	<b>0</b>	<b>175</b>	<b>0</b>	<b>0</b>	<b>0</b>	
												FFOS:	<b>0</b>	<b>0</b>	<b>0</b>	<b>0</b>	<b>0</b>	
												Payments:	<b>0</b>	<b>0</b>	<b>0</b>	<b>0</b>	<b>0</b>	

\* Subject to the approval of the Transportation Improvement Plan by the governing Metropolitan Planning Organization.

Jun-24-2010

Section 4 - 9

District 1

Dollars in Thousands



# 2011-2015 Highway and Bridge Construction Schedule

## Transportation Planning

2217 St. Marys Blvd.

P.O. Box 270

Jefferson City, MO 65102

Phone (573) 526-8058 Fax (573) 526-8052

Construction contingency applied to construction cost in the year the project is awarded.

Three percent project growth factor compounded annually is applied to right-of-way and construction costs in program years 2, 3, 4, and 5.

No inflation is applied to the Funding From Other Sources (FFOS) or Payments.

Engineering includes PE costs, CE costs and R/W incidentals.

Construction contingency applied to construction cost in the year the project is awarded. Three percent project growth factor compounded annually is applied to right-of-way and construction costs in program years 2, 3, 4, and 5. No inflation is applied to the Funding From Other Sources (FFOS) or Payments. Engineering includes PE costs, CE costs and R/W incidentals.						STATE FISCAL YEAR PROJECT BUDGETING							
						7/2010-	7/2011-	7/2012-	7/2013-	7/2014-			
						Prior Prog.	6/2011	6/2012	6/2013	6/2014	6/2015		
County: <b>Holt</b> Route: <b>IS 29</b> Job No.: <b>112162</b> Length: <b>6.95</b> Fund <b>Statewide Interstate And Major Bridge</b> Cat: <b>Statewide Interstate And Major Bridge</b>  Sec Cat: <b>Preventative Maint</b> Award Date: <b>Winter 11</b> Anticipated Fed Cat: <b>I/M</b>  <div>Federal Oversight</div> Estimate Total: <b>2,255</b>	Pavement improvements from Rte. W to Rte. 59 intersection at Craig.					Engineering:	15	153	0	0	0	0	
							R/W:	0	0	0	0	0	0
							Construction:	0	2,087	0	0	0	0
							FFOS:	0	0	0	0	0	0
							Payments:	0	0	0	0	0	0
County: <b>Holt</b> Route: <b>IS 29</b> Job No.: <b>112163</b> Length: <b>8.28</b> Fund <b>Statewide Interstate And Major Bridge</b> Cat: <b>Statewide Interstate And Major Bridge</b>  Sec Cat: <b>Preventative Maint</b> Award Date: <b>Winter 11</b> Anticipated Fed Cat: <b>I/M</b>  <div>Federal Oversight</div> Estimate Total: <b>2,610</b>	Pavement improvements from Rte. 59 interchange to Rte. 118 at Mound City.					Engineering:	15	176	0	0	0	0	
							R/W:	0	0	0	0	0	0
							Construction:	0	2,419	0	0	0	0
							FFOS:	0	0	0	0	0	0
							Payments:	0	0	0	0	0	0
County: <b>Holt</b> Route: <b>RT E</b> Job No.: <b>1L1104</b> Length: <b>4.42</b> Fund <b>Taking Care Of System</b> Cat: <b>Taking Care Of System</b>  Sec Cat: <b>Low Type Resurfacing</b> Award Date: <b>Fall 10</b> Anticipated Fed Cat: <b>State</b>  <div></div> Estimate Total: <b>258</b>	Pavement improvements from Rte. 59 to Rte. 159 near Mound City.					Engineering:	0	28	0	0	0	0	
							R/W:	0	0	0	0	0	0
							Construction:	0	230	0	0	0	0
							FFOS:	0	0	0	0	0	0
							Payments:	0	0	0	0	0	0
County: <b>Nodaway</b> Route: <b>RT A</b> Job No.: <b>1B0801K</b> Length: <b>0.06</b> Fund <b>Taking Care Of System</b> Cat: <b>Taking Care Of System</b>  Sec Cat: <b>Rehab And Reconst</b> Award Date: <b>Spring 11</b> Anticipated Fed Cat: <b>Bridge</b>  <div></div> Estimate Total: <b>1,170</b>	Bridge improvements on Rte. A over Elkhorn Creek and on Rte. VV over Long Branch. Funded by GARVEE. Project involves bridge L0196 and N0039. Part of the Safe and Sound program.					Engineering:	2	153	0	0	0	0	
							R/W:	0	0	0	0	0	0
							Construction:	0	1,015	0	0	0	0
							FFOS:	0	1,015	0	0	0	0
							Payments:	0	0	0	0	0	0

\* Subject to the approval of the Transportation Improvement Plan by the governing Metropolitan Planning Organization.

Jun-24-2010

Section 4 - 10

District 1

Dollars in Thousands



# 2011-2015 Highway and Bridge Construction Schedule

## Transportation Planning

2217 St. Marys Blvd.

P.O. Box 270

Jefferson City, MO 65102

Phone (573) 526-8058 Fax (573) 526-8052

Construction contingency applied to construction cost in the year the project is awarded.

Three percent project growth factor compounded annually is applied to right-of-way and construction costs in program years 2, 3, 4, and 5.

No inflation is applied to the Funding From Other Sources (FFOS) or Payments.

Engineering includes PE costs, CE costs and R/W incidentals.

Construction contingency applied to construction cost in the year the project is awarded. Three percent project growth factor compounded annually is applied to right-of-way and construction costs in program years 2, 3, 4, and 5. No inflation is applied to the Funding From Other Sources (FFOS) or Payments. Engineering includes PE costs, CE costs and R/W incidentals.													STATE FISCAL YEAR PROJECT BUDGETING						
													7/2010- Prior Prog.		7/2011- 6/2011	7/2012- 6/2012	7/2013- 6/2013	7/2014- 6/2014	7/2015- 6/2015
County: <b>Various</b> <b>Pavement improvements on various routes in District 1.</b>													Engineering:	2	43	294	0	0	0
Route: <b>Various</b>													R/W:	0	0	0	0	0	0
Job No.: <b>1L1200</b>													Construction:	0	0	3,914	0	0	0
Length: <b>0.00</b> MPO: <b>Y</b>														0	0	0	0	0	0
Fund Cat: <b>Taking Care Of System</b> Fed: <b>0</b> State: <b>4,251</b> Local: <b>0</b>													FFOS:	0	0	0	0	0	0
Award Date: <b>2012</b> Anticipated Fed Cat: <b>State</b>														0	0	0	0	0	0
Sec Cat: <b>Thin Lift Overlay</b>													Payments:	0	0	0	0	0	0
Estimate Total: <b>4,253</b>																			
County: <b>Various</b> <b>Pavement improvements on various routes in District 1.</b>													Engineering:	0	5	25	192	0	0
Route: <b>Various</b>													R/W:	0	0	0	0	0	0
Job No.: <b>1L1300</b>													Construction:	0	0	0	2,652	0	0
Length: <b>0.00</b> MPO: <b>Y</b>														0	0	0	0	0	0
Fund Cat: <b>Taking Care Of System</b> Fed: <b>0</b> State: <b>2,874</b> Local: <b>0</b>													FFOS:	0	0	0	0	0	0
Award Date: <b>2013</b> Anticipated Fed Cat: <b>State</b>														0	0	0	0	0	0
Sec Cat: <b>Low Type Resurfacing</b>													Payments:	0	0	0	0	0	0
Estimate Total: <b>2,874</b>																			
County: <b>Various</b> <b>On-call workzone enforcement on various routes in District 1.</b>													Engineering:	2	0	0	0	0	0
Route: <b>Various</b>													R/W:	0	0	0	0	0	0
Job No.: <b>1P1053</b>													Construction:	0	11	0	0	0	0
Length: <b>0.00</b> MPO: <b>Y</b>														0	0	0	0	0	0
Fund Cat: <b>Safety</b> Fed: <b>0</b> State: <b>11</b> Local: <b>0</b>													FFOS:	0	0	0	0	0	0
Award Date: <b>N/A</b> Anticipated Fed Cat: <b>State</b>														0	0	0	0	0	0
Sec Cat: <b>Safety</b>													Payments:	0	0	0	0	0	0
Estimate Total: <b>13</b>																			
County: <b>Various</b> <b>On-call guard cable and guardrail repair contract on various major routes in District 1.</b>													Engineering:	0	2	0	0	0	0
Route: <b>Various</b>													R/W:	0	0	0	0	0	0
Job No.: <b>1P2200</b>													Construction:	0	300	0	0	0	0
Length: <b>0.00</b> MPO: <b>Y</b>														0	0	0	0	0	0
Fund Cat: <b>Safety</b> Fed: <b>0</b> State: <b>302</b> Local: <b>0</b>													FFOS:	0	0	0	0	0	0
Award Date: <b>Spring 11</b> Anticipated Fed Cat: <b>State</b>														0	0	0	0	0	0
Sec Cat: <b>Safety</b>													Payments:	0	0	0	0	0	0
Estimate Total: <b>302</b>																			

\* Subject to the approval of the Transportation Improvement Plan by the governing Metropolitan Planning Organization.

Jun-24-2010

Section 4 - 11

District 1

Dollars in Thousands



# 2011-2015 Highway and Bridge Construction Schedule

## Transportation Planning

2217 St. Marys Blvd.

P.O. Box 270

Jefferson City, MO 65102

Phone (573) 526-8058 Fax (573) 526-8052

Construction contingency applied to construction cost in the year the project is awarded.

Three percent project growth factor compounded annually is applied to right-of-way and construction costs in program years 2, 3, 4, and 5.

No inflation is applied to the Funding From Other Sources (FFOS) or Payments.

Engineering includes PE costs, CE costs and R/W incidentals.

Construction contingency applied to construction cost in the year the project is awarded. Three percent project growth factor compounded annually is applied to right-of-way and construction costs in program years 2, 3, 4, and 5. No inflation is applied to the Funding From Other Sources (FFOS) or Payments. Engineering includes PE costs, CE costs and R/W incidentals.						STATE FISCAL YEAR PROJECT BUDGETING						
						Prior Prog.	7/2010- 6/2011	7/2011- 6/2012	7/2012- 6/2013	7/2013- 6/2014	7/2014- 6/2015	
County: <b>Worth</b>	Pavement improvements from Rte. 46 in Grant City to Rte. 136 in Gentry County.					Engineering:	6	90	310	0	0	0
Route: <b>US 169</b>						R/W:	0	0	0	0	0	0
Job No.: <b>1P1980</b>						Construction:	0	0	4,273	0	0	0
Length: <b>17.37</b>	MPO: N					FFOS:	0	0	0	0	0	0
Fund Cat: <b>Taking Care Of System</b>	AC-State: 3,646 State: 1,027 Local: 0 Future Cost: 0						0	0	0	0	0	0
Sec Cat: <b>Thin Lift Overlay</b>	Award Date: <b>2012</b>	Anticipated Fed Cat: <b>S.T.P.</b>				Payments:	0	0	0	0	0	0
Estimate Total: <b>4,679</b>												
County: <b>Worth</b>	Section 14 streambank protection project at the Middle Fork of the Grand River, near Worth. Corps of Engineers to design, award and administer. MoDOT acquires right of way. Cost participation COE (65%) and MoDOT (35%). MoDOT share is \$175. Involves bridge H0617.					Engineering:	1	7	0	0	0	0
Route: <b>RT YY</b>						R/W:	0	1	0	0	0	0
Job No.: <b>1S2193</b>						Construction:	0	175	0	0	0	0
Length: <b>0.20</b>	MPO: N					FFOS:	0	0	0	0	0	0
Fund Cat: <b>Major Projects &amp; Emerging Needs</b>	Fed: 0 State: 183 Local: 0 Future Cost: 0						0	0	0	0	0	0
Sec Cat: <b>Rehab And Reconst</b>	Award Date: <b>Let by Others</b>	Anticipated Fed Cat: <b>State</b>				Payments:	0	0	0	0	0	0
Estimate Total: <b>184</b>												

\* Subject to the approval of the Transportation Improvement Plan by the governing Metropolitan Planning Organization.

Jun-24-2010

Section 4 - 12

District 1

Dollars in Thousands



# 2011-2015 Highway and Bridge Construction Schedule

## Transportation Planning

2217 St. Marys Blvd.

P.O. Box 270

Jefferson City, MO 65102

Phone (573) 526-8058 Fax (573) 526-8052

Construction contingency applied to construction cost in the year the project is awarded.

Three percent project growth factor compounded annually is applied to right-of-way and construction costs in program years 2, 3, 4, and 5.

No inflation is applied to the Funding From Other Sources (FFOS) or Payments.

Engineering includes PE costs, CE costs and R/W incidentals.

STATE FISCAL YEAR PROJECT BUDGETING						
	Prior Prog.	7/2010- 6/2011	7/2011- 6/2012	7/2012- 6/2013	7/2013- 6/2014	7/2014- 6/2015
FFOS:	0	8,095	4,439	0	0	0
Total R/W:	20	165	0	0	0	0
Total Construction:	0	26,314	18,783	12,872	0	0
Paybacks:	0	0	0	0	0	0
Sub-Total:	20	26,479	18,783	12,872	0	0
Total Engineering:	573	3,202	1,739	918	0	0
<b>Grand Total:</b>	<b>593</b>	<b>29,681</b>	<b>20,522</b>	<b>13,790</b>	<b>0</b>	<b>0</b>

	2011	2012	2013	2014	2015
State	12,132	7,583	4,632	0	0
AC-State	15,442	11,839	9,158	0	0
Local	0	0	0	0	0
Sub-total State	27,574	19,422	13,790	0	0

Federal	2011	2012	2013	2014	2015
Sub-total Federal	2,107	1,100	0	0	0
<b>Grand Total</b>	<b>29,681</b>	<b>20,522</b>	<b>13,790</b>	<b>0</b>	<b>0</b>

\* Subject to the approval of the Transportation Improvement Plan by the governing Metropolitan Planning Organization.

Jun-24-2010

Section 4 - 13

District 1

Dollars in Thousands