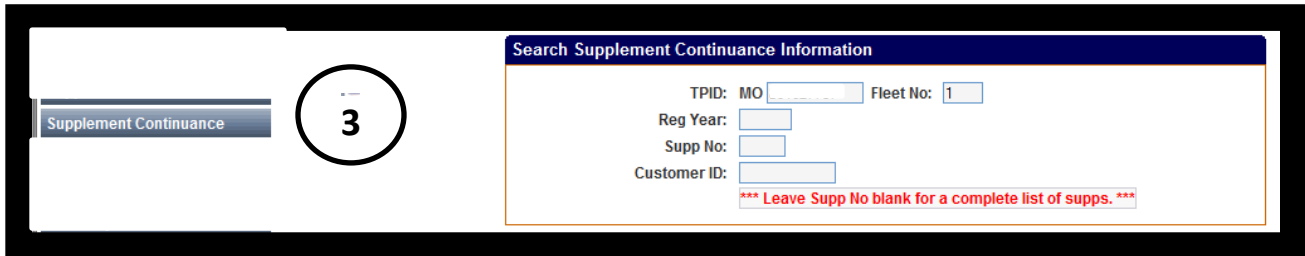
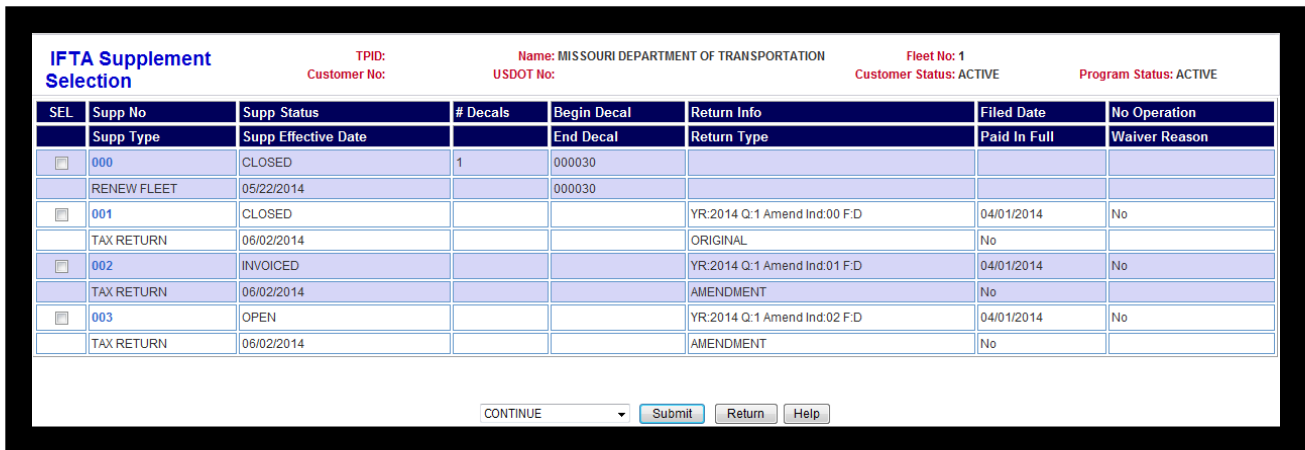


## SUPPLEMENT CONTINUANCE PROCESS

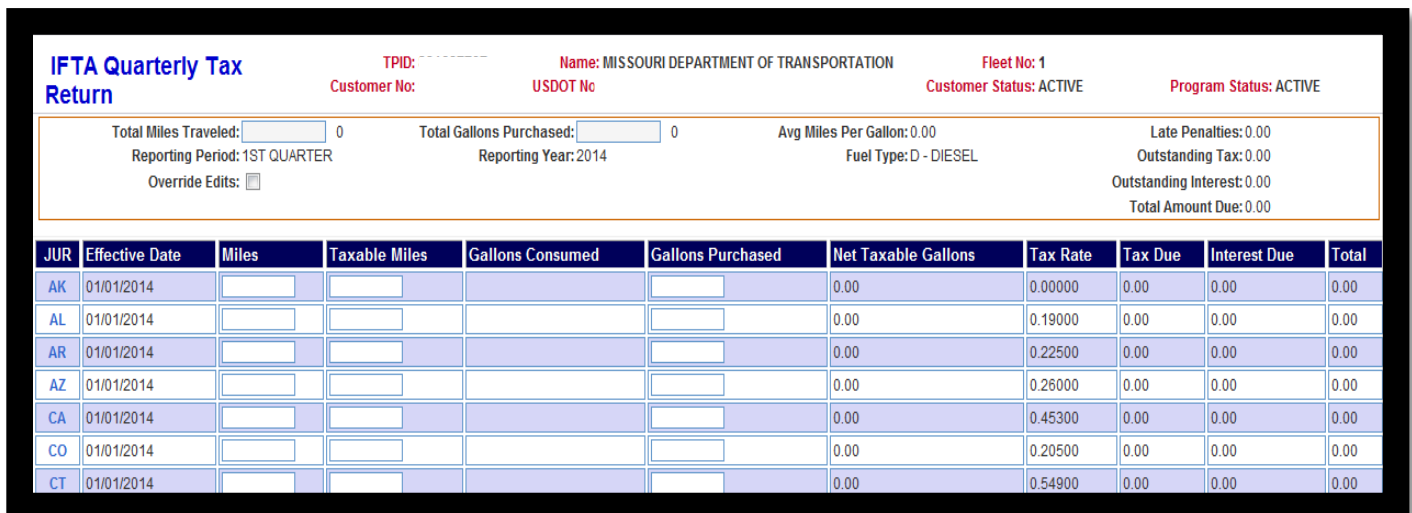
This function is used to finish a return process due to loss of Internet connections or if you Quit during the return process.

1. Click on **APPLICATIONS**
2. Click on **IFTA**
3. Click on **Supplement Continuance**. Type in the fleet number in the box that follows the TPID number and the license year of the return in the REG YEAR box and click on Submit.
4. A list of all your return/supplement transactions appears. Look for the return with the supplement status of OPEN and click on the blue supplement number. In this example, it is supplement **003**.

SEL	Supp No	Supp Status	# Decals	Begin Decal	Return Info	Filed Date	No Operation
	Supp Type	Supp Effective Date		End Decal	Return Type	Paid In Full	Waiver Reason
<input type="checkbox"/>	000	CLOSED	1	000030			
	RENEW FLEET	05/22/2014		000030			
<input type="checkbox"/>	001	CLOSED			YR:2014 Q:1 Amend Ind:00 F:D	04/01/2014	No
	TAX RETURN	06/02/2014			ORIGINAL	No	
<input type="checkbox"/>	002	INVOICED			YR:2014 Q:1 Amend Ind:01 F:D	04/01/2014	No
	TAX RETURN	06/02/2014			AMENDMENT	No	
<input type="checkbox"/>	003	OPEN			YR:2014 Q:1 Amend Ind:02 F:D	04/01/2014	No
	TAX RETURN	06/02/2014			AMENDMENT	No	

The IFTA Quarterly Tax Return screen appears. Here you can review and make changes.



JUR	Effective Date	Miles	Taxable Miles	Gallons Consumed	Gallons Purchased	Net Taxable Gallons	Tax Rate	Tax Due	Interest Due	Total
AK	01/01/2014					0.00	0.00000	0.00	0.00	0.00
AL	01/01/2014					0.00	0.19000	0.00	0.00	0.00
AR	01/01/2014					0.00	0.22500	0.00	0.00	0.00
AZ	01/01/2014					0.00	0.26000	0.00	0.00	0.00
CA	01/01/2014					0.00	0.45300	0.00	0.00	0.00
CO	01/01/2014					0.00	0.20500	0.00	0.00	0.00
CT	01/01/2014					0.00	0.54900	0.00	0.00	0.00