

A8 TWISTER Tier IV Final SWEEPER FEATURES AND OPTION LISTING	
SWEEPER ENGINE	PICKUP HEAD
John Deere 4045 Tier 4 engine	90" x 36" Sweeping Head with Rubber Blast Orifice
Fuel water seperator	3/8" thick, 14" dia Pressure hose, 14" Suction Hose
3-point safety engine shutdown device	Sweeps-in-Reverse
Battery and 50 gallon fuel tank shared with chassis	Doublewide full length carbide drag shoes Warranted against wear-out, two years/2000 hours, prorated.
90 amp alternator	
2 year warranty on Aux Engine	
	DUST CONTROL SYSTEM

Effective Date 2/3/2016

PAGE
5 of 14

HYDRAULIC SYSTEM	Twin electric diaphragm water pumps with inlet restriction indicator
25 gallon vented hydraulic reservoir, w/shut-off valves	60 PSI, 6 gpm Each pump
Tank mounted level and temperature indicator	Water tank capacity 250 gallons, polyethylene
Hydraulic pressure, 2500 psi	25-foot long fire hydrant fill hose
Spin-on 10 micron return filter	50 mesh cleanable filter, with shut off valve
9000 BTU oil to air radiator type oil cooler	Water spray nozzles shall be provided as follows:
12-volt DC hydraulic backup system	Five at pickup head, two nozzles inside hopper
DUST SEPERATOR	Two at gutter broom, per option selected
Centrifugal dust separator, 29000 cu in. with 1680 sq in.	Two nozzles in suction tube, two at front axle
HOPPER	An air purge system for flushing water lines
High strength stainless steel . 6 yd volumetric 5 yd use	OPERATING CONTROLS AND INSTRUMENTS
Variable height dump 2' to 12' scissors lift	Aux engine control with full color display on console:
Screens - 3950 square inches, saw tooth design	Keyed ignition, electronic throttle, leaf bleeder,
Twin dumping cylinders, 53 degrees	Oil pressure gauge, water temperature gauge
Door hydraulically opened, closed and locked	Voltmeter, tachometer, and hour meter
15" X 27" inspection doors	Diagnostic gauge for Aux Engine, overweight warning.
External weatherproof dump switches	Selectable sweep or lift in reverse, system standby, in-cab tilt,
Shroud enclosing the auxiliary engine	variable speed brooms. All other STD sweeper function switches
BLOWER	Included for standard and options selected
Closed face turbine 10 curved blades, 32.75" dia. by 5"	Swiveling console for left or right sweeping
500 brinell hardness abrasion resistant steel	SAFETY EQUIPMENT
Fully balanced within 1.5 grams on both sides	Two body props to lock hopper in raised position
Vacuum enhancer, w/indicator in cab	Rear Amber LED Strobe With Guard
SWEeper WARRANTY	2 rear yellow alternating LED flashing lights
12 Months 1200 Hours	Slow moving vehicle emblem, backup alarm,
	5-lb fire extinguisher, and a warning triangle kit.
DESCRIPTION	PRICE
140HP John Deere Tier IV in Lieu of 115HP	\$ 3,095.00
Sweep Head Deluge	\$ 375.00
Gutter Broom, Dual	\$ 6,935.00
Gutter Broom, Tilt Power Dual or	\$ 0.00
Gutter Broom, GEO Dual	\$ 2,475.00
Gutter Broom, RH W/Power Tilt	\$ 4,180.00
Gutter Broom, GEO RH	\$ 1,275.00
Gutter Broom, LH W/ Power Tilt	\$ 4,180.00
Gutter Broom, GEO LH	\$ 1,280.00
Gutter Broom, Poly Segments, each	\$ 215.00
Gutter Broom, In-Cab Down Pressure	\$ 2,475.00
Standby, Full w/Throttle Ramp	\$ 0.00
Variable Speed Gutter Broom(S)	\$ 0.00
Manual, Sweeper, Additional Copy (Paper)	\$ 135.00
Automatic Lubrication System Vogel	\$ 7,000.00
Auto Lube Sys.Vogel Sweeper Only	\$ 3,700.00
Remote Grease Fittings, Fan	\$ 0.00
Camera System, Single	\$ 0.00
Camera System, Dual	\$ 295.00
Camera System, Three	\$ 590.00
Water Tank, Standard 250G or	\$ 0.00

Water Tank, W/ Add. 350G (Custom Chassis Required)	\$	3,620.00
Water Tank Sight Gauge side of tank	\$	210.00
Water Tank Low Level Alarm & Ind.	\$	0.00
Spray Bar, Front	\$	665.00
Spray Bar, Hopper Add. 4 Nozzles	\$	665.00
Spray Bar, Hopper Add. 7 Nozzles	\$	700.00
High Pressure Washdown Wand W/ Pump	\$	3,185.00
High Pressure Washdown W/ 50' Hose Reel	\$	4,355.00
Hopper, Standard SS ~LIFETIME WARRANTY~	\$	0.00
Hand Hose Power Boom HD (Remote Engine Throttle Included)	\$	3,545.00
Hand Hose, 8" Power Boom (Remote Engine Throttle Included)	\$	2,675.00
Pendant Control for Power Boom	\$	290.00
Hand Hose Extension 4 Feet Long	\$	330.00
Hopper Deluge, Conical Spray	\$	855.00
Hopper Vibrator	\$	0.00
Hopper Drain 6"	\$	855.00
Block Heater, Aux Engine	\$	335.00
Hydraulic Filter Restriction Alarm & Ind	\$	300.00
Low Hydraulic Level Indicator In-Cab	\$	0.00
Engine Remote Throttle (Not on Hand Hose)	\$	335.00
Air Filter Restriction Alarm & Indicator	\$	300.00
Strobe, hopper three corner (Std)	\$	0.00
Floodlight, LED ***	\$	300.00
Barlight, Rear LED (Not compatible with arrowboard)	\$	730.00
Arrowboard, Traffic Guide (Not compatible with rear LED Barlight)	\$	1,080.00
Strobe, Front of sweeper above cab LED	\$	360.00
Twin Strobe, Front of sweeper above cab LED	\$	720.00
Strobe, Cab Cabover LED	\$	465.00
Strobe, Cab Conventional LED	\$	465.00
Strobe, Cab W/Guard Cabover LED	\$	630.00
Strobe, Cab W/Guard Conventional LED	\$	630.00
Barlight, Cab LED	\$	730.00
Barlight, Cab W/Guard LED	\$	855.00
Barlight, Cab Cabover LED	\$	730.00
Barlight, Cab W/Guard, Cabover LED	\$	855.00
Paint, Special: Sweeper Unit Only	\$	1,025.00
Paint, Special: Chassis Only	\$	3,235.00
FL M2 33K 200HP DS 2500 '16	\$	79,360
IH 4300 200HP Cummins Dual Steer '16	\$	79,655
Kenworth K370 33K 220HP RH Steer '16	\$	86,695
Kenworth K370 33K 220HP Dual Steer '16	\$	98,890
Customer Chassis Mounting Fee	\$	2,500
Mirror, 12" Parabolic, Set	\$	375.00
Air Filter Restrict Ind Chassis	\$	300.00
Tire & Rim, Spare M2	\$	1,430.00
Block Heater	\$	350.00
Horn, Air M2	\$	165.00
Rim, Spare M2	\$	430.00

Magnet, Bar, 90" FL M2	\$	2,010.00
Magnet, Bar, 87" Self Dumping, FL M2	\$	4,690.00
Air Dryer, Bendix AD9	\$	1,280.00
Mirror, 12" Parabolic, Set	\$	375.00
Air Filter Restrict Ind Chassis	\$	300.00
Tire & Rim, Spare IH	\$	1,430.00
Block Heater, IH 4300	\$	350.00
Tow Hooks, IH	\$	270.00
Horn, Air IH	\$	785.00
Rim, Spare IH	\$	230.00
Magnet, Bar, 90" IH	\$	2,010.00
Magnet, Bar, 87" Self Dumping, IH	\$	4,690.00
Mirror, 12" Parabolic, Set	\$	375.00
Magnet, Bar, 90"	\$	2,010.00
Air Filter Restrict Ind Chassis	\$	190.00
Tire & Rim, Spare	\$	1,430.00
Horn, Air	\$	785.00
Gauge, Transmission Temp	\$	215.00
STANDARD- 1 Year or 1200 hours	\$	0.00
SILVER- 2 Years or 2400 Hours	\$	2,275.00
GOLD- 3 Years or 3600 Hours	\$	5,650.00
PLATINUM- 4 Years or 4800 Hours	\$	7,925.00
DIAMOND- 5 Years or 6000 Hours	\$	9,995.00



The People You Know. The Products You Trust.



A8 TwisterTM

6 Cubic Yard High Dump Regenerative Air Sweeper

*Sweeper shown with optional equipment.

- 2' to 12' Dump Height
- Extra Long Hand Hose Stroke Boom
- Full Function Display Control Panel
- Standard Tier 4 Final Engine



Quality



Performance



Public Safety



Value



Customer Support

800.879.7933

www.schwarze.com

A8 Twister™

6.0 Cubic Yard High Dump
Regenerative Air Sweeper

**Abrasion Resistant Steel
in Critical Wear Areas:**
For longer life expectancy

**Long Stroke
Boom:**
For more
efficient use
of hand hose



**Ultra Bright Class 1
Strobes:** On rear and
side of hopper and
engine compartment



**Stainless Steel
Hopper:** For long
lasting performance

Fast Hydraulics:
Reduces stabilizer and
hopper lift cycle times

Optional Equipment:

- 8" auxiliary hand hose
- 600 gallon water tank on longer chassis

Sweeps-in-ReverseSM:
Eliminates the need for
the operator to raise the
sweeping head to reverse

Camera System: Remote
cameras with in-cab
video monitor and sound
suppression system

Optional: Up
to 3 cameras

**Optional Equipment:
Gutter Broom Extension
OverrideSM:** Increased
usability of gutter brooms
and expands the versatility
in various applications, while
eliminating the need for a
center broom

Sweeper Engine:
Standard with John
Deer 115hp Tier 4
final low emission
engine



Ultra High Dump: Cleaner faster
dumping with a 50 degree dump
angle at 24" to 144" dump height



Cul-De-Sac Sweeping



Extreme High Dump



Street Sweeping



Saw Tooth Screens:

Increased screen surface area eliminates the need for a screen vibrator and lowers cost of operation



PM 10 Certified: Meets AQMD 1186 requirements to pick up and contain harmful particulates

6.0 Cubic Yard Hopper Capacity: Increased hopper capacity for increased production and less dumps

Swivel Control Console: For easy operation



Reduced Noise Levels: Reduces operator stress & increases ability to operate in noise sensitive areas



AMERICAN BUILT-AMERICAN MADE

Heavy Duty Dual Engine Access Doors:

Provide full access to engine for easy daily maintenance at ground level



Bolt in Pressure & Transition Tubes: Ease of maintenance

Custom Made-to-order Hydraulic Hoses: Reduces contamination in hydraulic system & reduces downtime

Recessed Gutter Broom Discs with Shielded Broom Motor:

Reducing the chance of string and twine wrapping around gutter broom motor shaft

Optional: Down Pressure Control

Standard 12V DC Hydraulic Pump: Able to raise and lower the sweeping head, brooms & hopper without the use of the auxiliary engine

90"x36" Sweeping Head: Increased productivity with a larger area of influence (quicker transfer and no bulldozing)



Also Available from Schwarze Industries, Inc:



*Optional Equipment Shown



Parts Availability: Schwarze original equipment parts are available when you need them.



Empowered and Responsive: Schwarze People are valued for their commitment to our future.

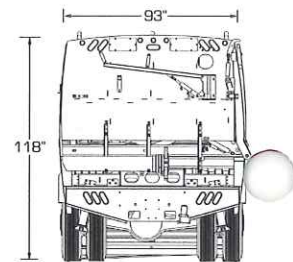
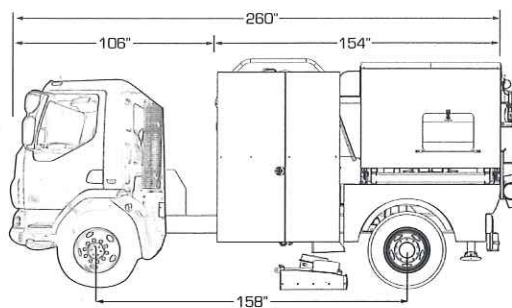
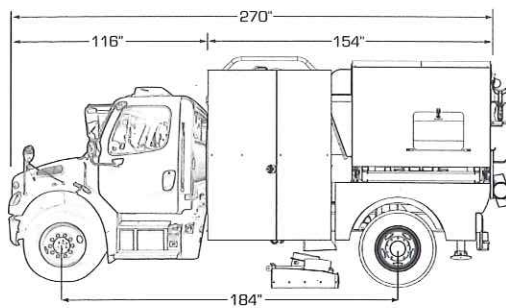


Schwarze Products: Engineered for enhanced performance and low ownership cost.



Warranty Support: Schwarze people are on duty to support you and your equipment.

Schwarze equipment is guaranteed to be free from defects due to faulty materials and/or workmanship for a period of 12 months, or 1200 hours. Liability is limited to replacement of defective parts at factory or authorized dealer. The standard warranties of the chassis and auxiliary engine manufacturer shall apply.



*TYPICAL MEASUREMENTS SHOWN, EXACT DIMENSIONS DEPENDING ON OPTIONS AND TRUCK MANUFACTURER

SWEEPING PATH

Pickup head only	90" (2,286mm)
Pickup head and one gutter broom	117" (2,972mm)
Pickup head and two gutter brooms	144" (3,658mm)

CHASSIS

Mounts on various chassis to meet requirements

SWEEPER BODY

Construction	Welded 10-gauge stainless steel plate
Safety props	Lift spacers

INSTRUMENTATION

Sweeper engine	Flat panel display; tachometer; hourmeter; voltmeter; temperature gauge; oil pressure gauge; warning icons
----------------	--

STANDARD ENGINE

Model/type	4045t in-line 4 cylinder
Aspiration	Tier 4 Final turbo-charged diesel
Manufacturer	John Deere
Displacement	275 cu. in. [4.5l]
Brake horsepower	115hp (86kw) @ 2400 rpm
Torque	317ft-lb (430nm) @1500rpm
Air cleaner	Centrifugal precleaner; dry type with safety element and restriction indicator
Oil filter	Full-flow/spin-on
Stroke	5.00" (127mm)
Bore	4.20" (106mm)
Compression ratio	19.0 to 1
Safety shutdown	Three-point automatic
Throttle control	Electronic

ELECTRICAL SYSTEM

Voltage	12 volt
Sweeper engine alternator	65 amperes

DUST CONTROL SYSTEM

Type	High pressure/low volume
Capacity	250 gallon (946 l)
Tank construction	Polyethylene filter; 200 mesh; leanable
Fill diameter	2.5" (63.5mm)
Fill hose	25 foot (7620mm)
Controls	Electric; in-cab

Dust control system cont'd

Nozzles	2 on each broom; 5 around suction head; 2 inside suction nozzle; 2 on front axle; 4 inside hopper
Water level gauge	In-cab

BLOWER SYSTEM

Type	Closed-face radial
Drive	Direct via 5 groove; banded power belt
Construction	Hardox steel
Balance	1.5 grams on 2 sides
Diameter	32.75" (832mm)
Housing lining	Bolt-in corded rubber
Mounting	2 regreaseable sealed bearings
Vacuum enhancer	For heavy/light material; in-cab indicator

PICKUP HEAD

Type	Dual chambered full-width blast orifice
Operating direction	Forward and reverse
Suspension	Adjustable spring balanced
Length	90" (2,286mm)
Pressure hose diameter	14" (355.6mm)
Suction hose diameter	14" (355.6mm)
Hose construction	3/8" [9.5] wire-reinforced molded rubber
Head area	3,240sq. in. (20,903cm ²)
Controls	Hydraulic raise and lower
Skids	Double wide tungsten carbide
Construction	Abrasion-resistant steel inlet and outlet transitions.

PAINT

One coat of sealer/primer and two coats of Dupont imron elite polyurethane in standard white color

SIDE BROOMS

Type	Vertical steel digger
Location	right; left; forward of pickup head
Diameter	44" (1,117mm)
Drive	Hydraulic
Suspension	Torque-sensing spring
Wear adjustment	Automatic

Side brooms cont'd

Pressure	Manual
Speed	Variable; non-reversing
Segments	5 each side; disposable
Tilt angle adjustment	Manual with optional in-cab controls

DEBRIS HOPPER

Volumetric capacity	6 cubic yards (4.59 cu. Meters)
Dump angle	50 degrees
Floor angle	0 degrees
Lifting	Twin hydraulic Cylinders scissor-lift
Hopper dump door	Full height; full width open/close/lock hydraulically
Inspection doors	1 on left side of hopper
Dump height	24" to 144" high
Construction	Stainless steel floor; sides and roof

HYDRAULIC SYSTEM

Type	Dual output 2 section
Pump capacity	8 gpm @1800rpm (30l/min.) per section for 16gpm total
Drive	Direct gear
Maximum pressure	2500psi (173bar)
Reservoir	25 gallons (94 liters)
Filter	10 micron; spin on
Protection	Pressure relief valve
Controls	Electro-hydraulic

AUXILIARY HYDRAULIC SYSTEM

Type	Gear type; driven by electric motor
Function	Lower hopper; open/close hopper door; raise brooms and pickup head

Note: Design and specifications subject to change without notice.

A8 Twister

Affiliates:



Schwarze Industries, Inc.
1055 Jordan Road
Huntsville, AL 35811
800.879.7933
An Alamo-Group Company

