




MOUNTED ON NON-CDL CHASSIS

Arrange for a demonstration today!

12ft. Dump Height



Spring balanced, full floating brooms auto compensate for wear. Require no operator judgement.

STARFIRE S-4XL

Full featured, highly productive mechanical broom sweeper mounted on a Non-CDL chassis.

Designed to tackle your tough cleaning needs. From chip seal and milling operations to heavy spring clean-up, the Starfire S-4XL can handle it.

Manufactured with reliability and simplicity in mind, the S-4XL is built for day-in and day-out continuous duty sweeping.

The benefits of the Starfire S-4 include:

- 25,500 GVWR NON-CDL conventional or cab-over chassis
- Up to 11 foot sweeping path
- 4.5 cubic yard hopper
- Variable dump height up to 12 feet
- 330 gallon water tank system
- Exclusive 3 shaft elevator system
- Proudly Manufactured in the U.S.A. 

The Starfire S-4XL has built a reputation for rugged reliability and superior sweeping performance. Let us build one for you. Call your dealer today to arrange for a demonstration.

No CDL License Required


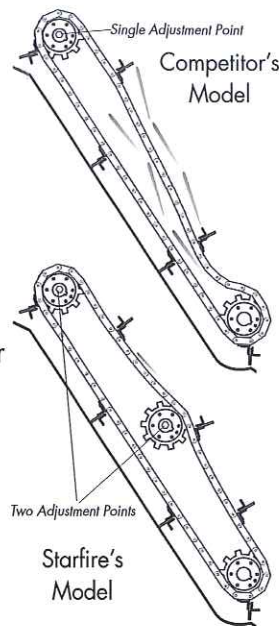
Exclusive 3-Shaft Elevator

BENEFITS:

LONGER LASTING. 3rd shaft ensures just the right amount of upper chain support and tension. Extends chains wear life and eliminates chain slapping.

REDUCED MAINTENANCE COSTS. 3rd shaft doubles amount of available chain adjustments. This and optimum upper chain support reduces chain wear and need to remove chain links by more than 50%.

BETTER LOADING PERFORMANCE. Maintains unrestricted debris movement. 3rd shaft maintains optimum chain spacing ensuring effective sweeping of large/bulky debris to minimize clogging.



Massive quad (4) "X" style lift scissors with four corner lift provide exceptional hopper stability especially when dumping wet, unbalanced or sticky debris.

S-4XL SPECIFICATIONS

General

Sweeping Path: 10' or 11' maximum
Transport width: 4 seg. plates: 92"
5 seg. plates: 102"
Debris Hopper: 4.5 cubic yards volumetric
Dump Height: variable to 12'
Turning Radius: 21'
Overall length: 280"
Overall height: 112"
GVWR: 25,500#*

Main Broom

Length 58" Diameter 36", Chevron type
Drive: Hydraulic Motor/direct drive and reversible
Mounting: Full-floating, trailing arm with shocks
Lift Control: Hydraulic, In-cab
Speed: Variable with aux. engine rpm
Dirt Shoes: Carbide, 2" wide

Gutter brooms

Diameter: 42" standard (54" optional)
Type: Disposable 4 or 5 segment w/wire fill
Drive: Hydraulic & reversible
Mounting: Free-floating, trailing arm
Lift Control: Hydraulic, in-cab
Tilt Control: In-cab (electric)
Speed: Variable w/aux. engine rpm

Conveyor/Elevator

Type: 9 flight squeegee w/
replaceable rubber edging
Liner: Bolt-in, 2 piece AR Steel plate
Chain: HD constant radius roller chain
Sprockets: Urethane
Shafts: Three
Drive: Hydraulic, in-cab & reversible
Lift control: Hydraulic, in-cab
Flushing System: Built-in

Debris Hopper

Volumetric Capacity: 4.5 cubic yards
Hopper Height: Variable 17" to 146"
Hopper Dump Reach from Side: 44"
Inspection door, window & safety arms
Right Hand Dump

Hydraulic System

Pump: Tandem gear
Capacity: 24 GPM @2000 rpm
Reservoir: 45 gallons
Oil cooler: Electric

Water Spray System

Tank Capacity: 330 gallons
Construction: Polyurethane
Pump: 3.6 GPM electric diaphragm
Spray Nozzles:

- 4 on front spray bar
- 2 on each gutter broom
- 4 on main broom

Fill Hose: 20' with NST coupler

Electrical System

Alternator: 120 AMP, 12 volt
LED Lights: front & rear strobes;
gutter broom work lights; rear work light;
2 stop/turn/tail & clearance lights. Back Up alarm

Camera and Monitor Safety System

7" color monitor with right side gutter broom
and rear mounted color cameras

Sweeper Engine

Make: Kubota V2403-M-TE3
Tier 3 Compliant/T4 Interim
Horsepower: 59 @ 2700 rpm
Type: In-line, 4 cylinder turbo diesel

Standard Accessories

Auto pick-up in reserve
Auto shutdown for high temp/low pressure

Limited Warranty Policy

The Starfire S-4XL is guaranteed to be free from defects due to faulty materials and/or workmanship for a period of 12 months or 1,000 hours (whichever comes first). Liability is limited to replacement of defective parts at factory or authorized dealer. The standard manufacturer's chassis warranty applies. Auxiliary Engine Warranty by Kubota.

Available Options

Arrow Board
Strobe/Beacon protector
Front mounted magnet
Dual 3.6 GPM water pumps
Epoxy hopper liner
Body Paint colors
Auto Lube Systems
Hopper Vibrator
On-Board Hi-Pressure Wash down system
(w/50' hose and wand)
Brush dirt shoes ILOS
Hopper Camera

*Different chassis available.

Contact your dealer for chassis options

CMW

Equipment

8668 Olive Blvd. St. Louis, Missouri 63132
Phone: [314] 993-1336 • Fax: [314] 993-1467

STEWART-AMOS
Sweeper Co.

Harrisburg, PA, USA
800.482.2302
stewart-amos.com

Please Note:
Specifications are subject
to change without notice

Copyright © 02/14