

INDEX OF DRAWINGS

- 1 - 5 COVER SHEET
- 2 - 5 SITE PLAN
- 3 - 5 ROOF PLAN
- 4 - 5 ROOF DETAILS
- 5 - 5 ROOF DETAILS

MISSOURI DEPARTMENT
OF TRANSPORTATION

Old Sign Shop Reroof
Central District
754 MoDOT Drive, Jefferson City, MO 65102
Cole County

CODE REQUIREMENTS

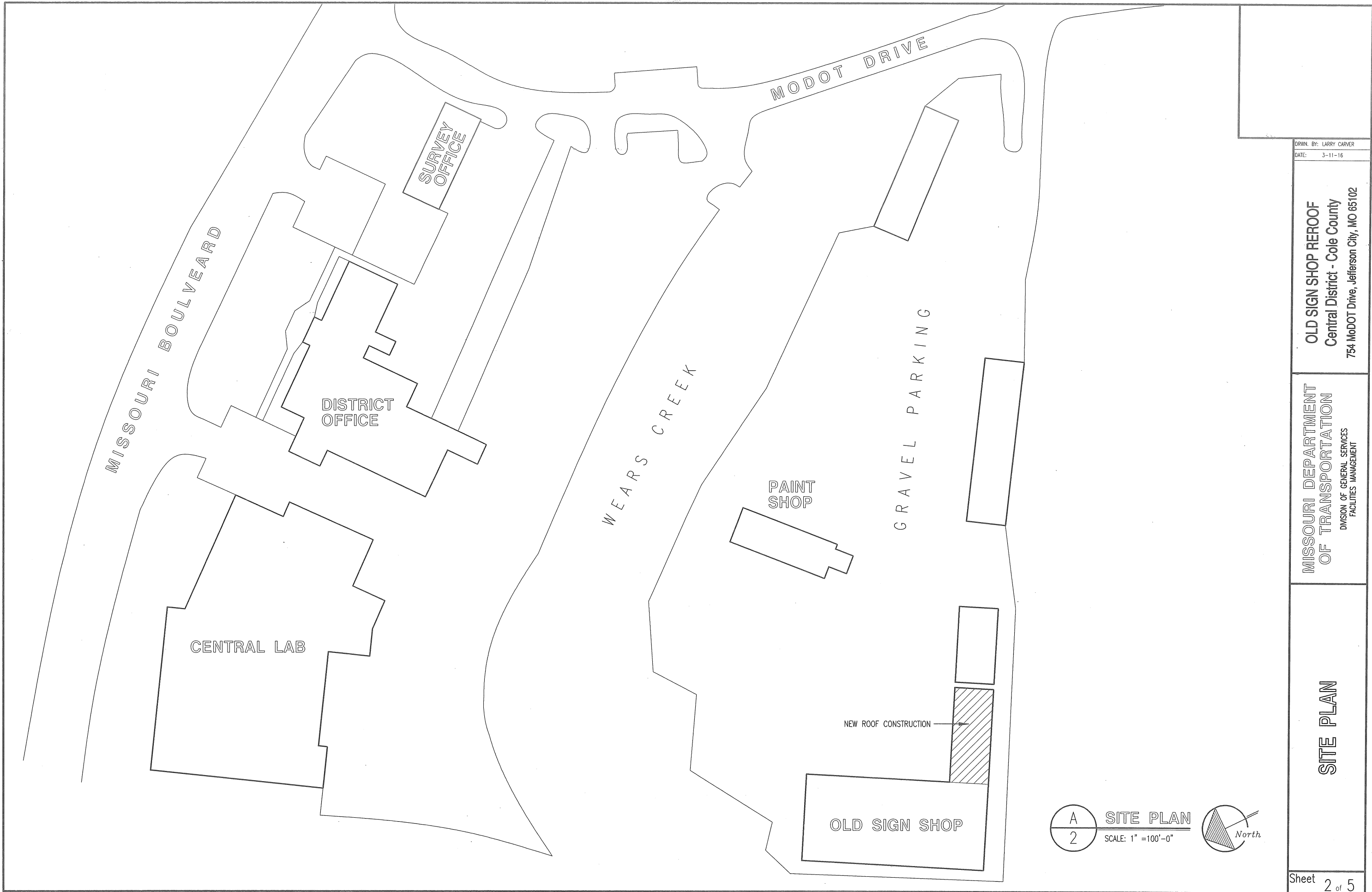
BUILDING CODE - CURRENT IBC

DRWN. BY: LARRY CARVER
DATE: 3-11-16

OLD SIGN SHOP REROOF
Central District - Cole County
754 MoDOT Drive, Jefferson City, MO 65102

MISSOURI DEPARTMENT
OF TRANSPORTATION
DIVISION OF GENERAL SERVICES
FACILITIES MANAGEMENT

COVER SHEET

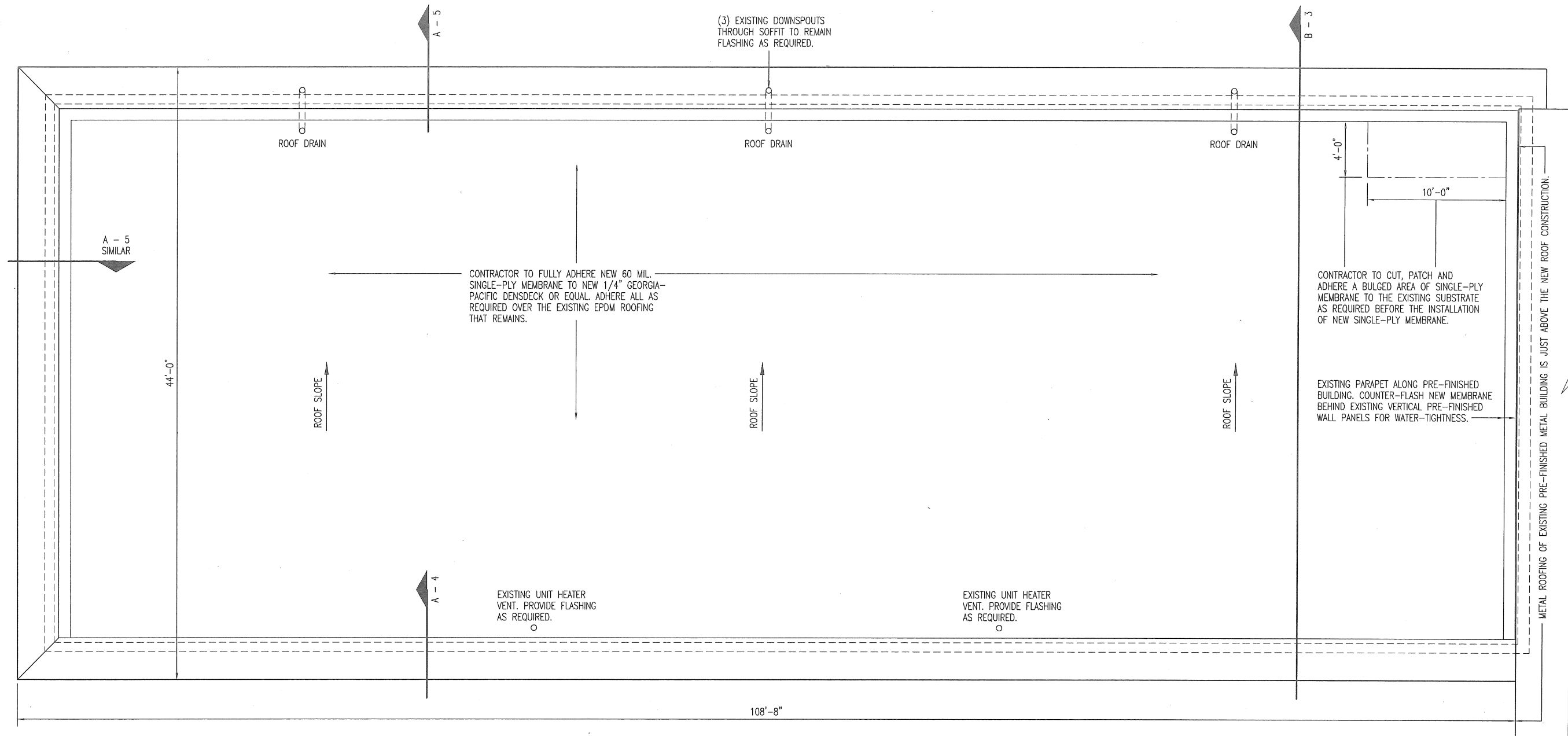


A
2

SITE PLAN

SCALE: 1" = 100'-0"

North



A
3

ROOF PLAN

SCALE: 1/8" = 1'-0"



DRWN. BY: LARRY CARVER
DATE: 3-11-16

OLD SIGN SHOP REROOF
Central District - Cole County
754 MoDOT Drive, Jefferson City, MO 65102

MISSOURI DEPARTMENT
OF TRANSPORTATION
DIVISION OF GENERAL SERVICES
FACILITIES MANAGEMENT

ROOF PLAN

CONTRACTOR TO REMOVE THE EXISTING ASPHALT SHINGLES AND 15# FELT PAPER. DISCARD DEBRIS OFF-SITE. INSTALL NEW 26 GA. METAL ROOFING PANELS OVER SYNTHETIC FELT PAPER. INSTALL FOAM CLOSER & DRIM TRIM AT LOWER ROOFING EDGE. (TYPICAL)

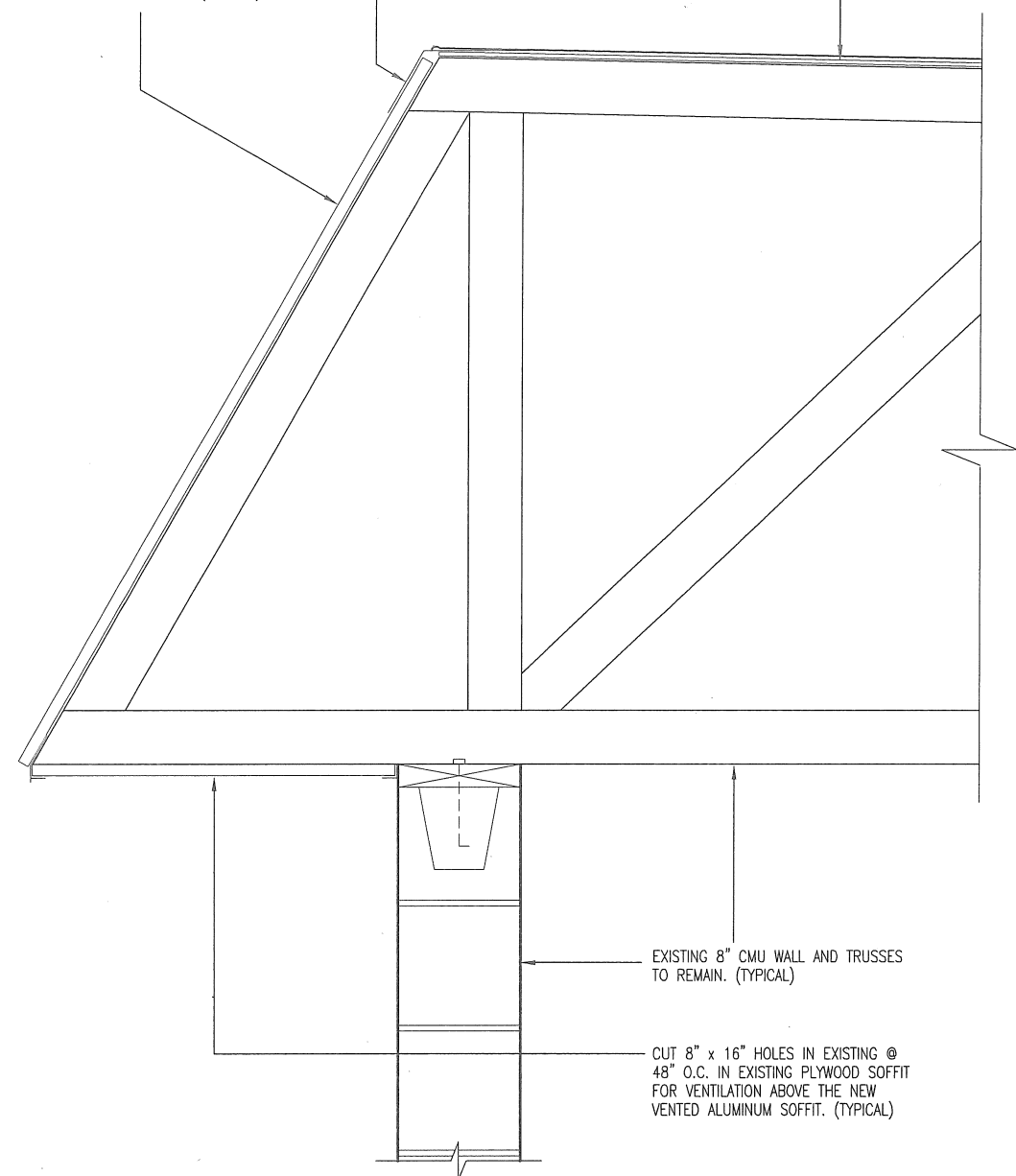
CONTRACTOR TO INSTALL 26 GA. CONTINUOUS ROOF EDGE CAP.

CONTRACTOR TO FULLY ADHERE NEW 60 MIL. SINGLE-PLY MEMBRANE TO NEW 1/4" GEORGIA-PACIFIC DENSDECK OR EQUAL. ADHERE ALL AS REQUIRED OVER THE EXISTING EPDM ROOFING THAT REMAINS.

CONTRACTOR INSTALL CRICKETS AT THE THREE EXISTING ROOF DRAINS THAT REMAIN FOR POSITIVE DRAINAGE.

CONTRACTOR TO INSTALL 26 GA. CONTINUOUS ROOF EDGE CAP.

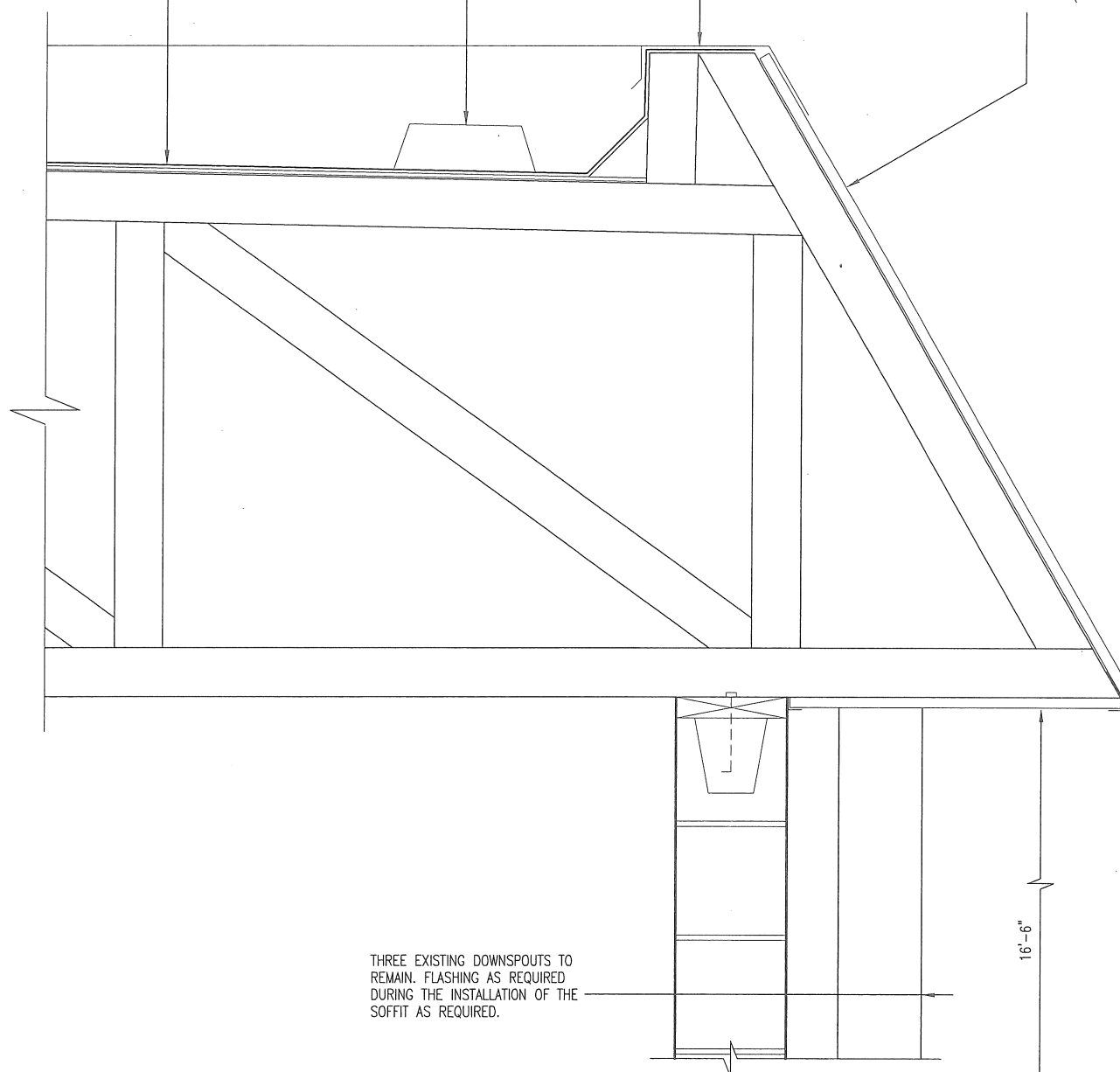
CONTRACTOR TO REMOVE THE EXISTING ASPHALT SHINGLES AND 15# FELT PAPER. DISCARD DEBRIS OFF-SITE. INSTALL NEW 26 GA. METAL ROOFING PANELS OVER SYNTHETIC FELT PAPER. INSTALL FOAM CLOSER & DRIM TRIM AT LOWER ROOFING EDGE. (TYPICAL)



EXISTING 8" CMU WALL AND TRUSSES TO REMAIN. (TYPICAL)

CUT 8" x 16" HOLES IN EXISTING @ 48" O.C. IN EXISTING PLYWOOD SOFFIT FOR VENTILATION ABOVE THE NEW VENTED ALUMINUM SOFFIT. (TYPICAL)

A ROOF DETAIL
4 SCALE: 1" = 1'-0"



THREE EXISTING DOWNSPOUTS TO REMAIN. FLASHING AS REQUIRED DURING THE INSTALLATION OF THE SOFFIT AS REQUIRED.

16'-6"
AT GRADE.

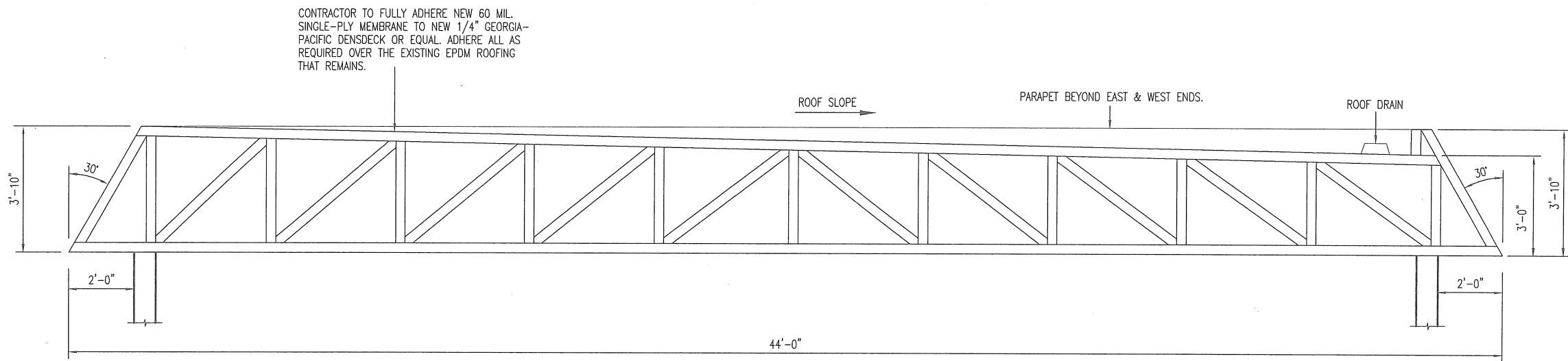
B ROOF DETAIL
4 SCALE: 1" = 1'-0"

DRWN. BY: LARRY CARVER
DATE: 3-11-16

OLD SIGN SHOP REROOF
Central District - Cole County
754 MoDOT Drive, Jefferson City, MO 65102

MISSOURI DEPARTMENT
OF TRANSPORTATION
DIVISION OF GENERAL SERVICES
FACILITIES MANAGEMENT

ROOF DETAILS



EXISTING TRUSS DETAIL

SCALE: 1/4" = 1'-0"

DRWN. BY: LARRY CARVER
DATE: 3-11-16

OLD SIGN SHOP REROOF
Central District - Cole County
754 MoDOT Drive, Jefferson City, MO 65102

**MISSOURI DEPARTMENT
OF TRANSPORTATION**
DIVISION OF GENERAL SERVICES
FACILITIES MANAGEMENT

ROOF DETAILS