

2016-2017 **SPREADERS**



SALTDogg®
by **Buyers**

ALL NEW DESIGN
2.5 cu.yd. Spreader
with auger or chain drive
see pg. 16 & 17 for details





Our History

1946
Buyers Products Company founded by Sam Ruven and Bessie Kleinman as a distributor of driveline components.

VIKING FORGE
1988
Buyers acquired Viking Forge in Streetsboro, Ohio with 6 complete forge lines. This facility manufactures our hitches, D-rings, and other towing and cargo parts.

1995
Buyers acquired Progressive Powder Coating. Our Nordson automatic powder application booth is used to powder coat our Buyers toolboxes and other truck and trailer accessories.

Romotech
Rotomolding Technologies, Inc.

2004
Buyers acquired Romotech in New Paris, Indiana. Our Ferry Industries Rotospeed molding machines are used to manufacture our poly salt spreaders.

Boomerang
RUBBER INC.

2009
Buyers began our operations at Boomerang Rubber, in Botkins, Ohio manufacturing mudflaps, wheel chocks and other rubber truck and trailer accessories.

Buyers

Buyers continued to grow its product offerings and build valued relationships with customers and suppliers. Increased demand for products led to the pursuit of supply chain manufacturing solutions.

Tracom

1992
Buyers acquired Trailer Components Manufacturing (Tracom) for CNC precision machining and tooling, as well as state-of-the-art welding.

Buyers
PRODUCTS COMPANY

2002
Buyers moved its corporate headquarters to a brand new 235,000 sq. ft. state-of-the-art office and distribution center.

SnowDogg
Buyers

2007
Buyers began manufacturing the SnowDogg stainless steel snowplow at our Mentor, Ohio facility.

Buyers
PRODUCTS COMPANY

2013
Buyers acquired an additional 500,000 sq. ft. manufacturing facility in Mentor, Ohio allowing for expansion of our aluminum and stainless steel manufacturing.

SaltDogg
Buyers

Our Corporate Family of Companies

Buyers
PRODUCTS COMPANY

Romotech
Rotational Molding Technologies, Inc.

PROGRESSIVE
POWDER COATING, INC.

VIKING FORGE

Tracom

Boomerang
RUBBER INC.

Founded in 1946, Buyers Products is a fully integrated manufacturer and supplier of products for the mobile equipment industry. **Multiple manufacturing capabilities include forging, stamping, laser cutting, CNC machining, robotic welding, rotational molding, powder coating and assembly.**

Product lines include towing products, toolboxes, truck and trailer hardware, rubber and polymer products, dump body hardware, cables and control systems, hydraulics, pneumatics, driveline components, lights, mudflaps, snowplows, salt spreaders and snow & ice control products.



| | |
|--|------------|
| MUNICIPAL DUMP SPREADER (CONVEYOR) | Page 4-5 |
| TAILGATE | Page 6-11 |
| ELECTRIC DRIVE | Page 12-21 |
| GAS DRIVE | Page 22 |
| MID-SIZE GAS/ELECTRIC/HYDRAULIC DRIVE (CONVEYOR) | Page 23 |
| MUNICIPAL GAS/ELECTRIC/HYDRAULIC DRIVE (CONVEYOR) | Page 24 |
| MUNICIPAL HYDRAULIC DRIVE (AUGER) | Page 25 |
| MUNICIPAL HYDRAULIC DRIVE (CONVEYOR) | Page 26-27 |
| MUNICIPAL ELECTRIC DRIVE (CONVEYOR) | Page 28 |
| UNDER TAILGATE | Page 29-31 |
| LIQUID SPRAY SYSTEMS | Page 32-33 |
| ANTI-ICE SYSTEMS | Page 34-35 |
| REPLACEMENT TAILGATE | Page 36 |
| WALK BEHINDS | Page 37 |
| ACCESSORIES | Page 38-39 |
| SPECIFICATION CHART | Page 40-42 |

HEAVY-DUTY UNDER TAILGATE SPREADER

Heavy-duty 9" dia auger hydraulic drive pg. 29



REPLACEMENT TAILGATE SPREADER

Fits 1-Ton/Super-Duty Dump Bodies pg. 36



NEW PRODUCTS:

MUNICIPAL DUMP SPREADERS

Combines dump body & conveyor spreader for year-round function pg. 4-5



SHPE2500 SERIES SPREADERS

2.5 cu.yd. spreader with auger or chain drive pg. 16-17



MUNICIPAL ELECTRIC SPREADERS

6 - 8 cu.yd. electric chain conveyor pg. 28



ANTI-ICE SYSTEMS

Multiple configurations available pg. 34



THE ALL NEW

Municipal Dump Spreaders (MDS Series)

Combines dump body & conveyor spreader for year-round function

Spread Material: bulk salt, salt & sand mix

Feed Mechanism: 30.25" wide conveyor with 1/2" bars on every link

Power Source: hydraulic

- 304 stainless steel construction.
- 9' – 15' lengths
- Removable conveyor cover
- Patented twin cylinder tailgate latch
- See additional specs and individual part number on page 40

Available Options:

- Cab shield
- Ladder
- Top Screens
- Electric Tarp
- Under chain floor pan
- Pre-wet
- Anti-ice
- Central hydraulics




SaltDogg
by Buyers

MADE WITH PRIDE
USA



designed with a 3-stage, double-acting, front trunnion-mounted hoist



30.25" wide conveyor with 1/2" bars



"hex flow" spinner assembly for optimal spread pattern



unique, roll-formed sides and cross memberless floor design

TGSUV1B Residential Use

SUV, 1/2-ton, 3/4-ton & 1-ton trucks

Spread Material: bagged #1 rock salt

Feed Mechanism: manual open/close gate w/gravity feed

Power Source: electric

- Capacity: 4.4 cu. ft.
- Poly hopper, powder-coated steel frame
- Material spread up to 14'
- 1/8 HP, 12 VDC motor with auxiliary plug adapter
- Mounting hardware for 1-1/4" and 2" receiver hitches
- See additional specs on page 40



3001152 - Auxiliary Plug Adapter
with on-off switch for TGSUV1B

TGSUVPROA Light Commercial Use

SUV, 1/2-ton, 3/4-ton & 1-ton trucks

Spread Material: bagged #1 rock salt

Feed Mechanism: gravity feed w/vertical 12 VDC auger assist

Power Source: electric

- Capacity: 4.4 cu. ft.
- Poly hopper, powder-coated steel frame
- Material spread up to 30'
- 1/2 HP, 12 VDC motor with variable speed controller
- Mounting hardware for 2" receiver hitches
- Prewired for optional vibrator kit (3008241)
- See additional specs on page 40

3011864 - Variable
Speed Controller



TGS02

SUV, 1/2-ton, 3/4-ton & 1-ton trucks

Spread Material: ice melt, bagged salt

Feed Mechanism: horizontal auger feed

Power Source: electric

- Capacity: 3 cu. ft.
- Poly hopper, powder-coated steel frame
- Material spread up to 30'
- 1/3 HP, 12 VDC dual shaft gear motor
- Mounting hardware for 2" receiver hitches
- Prewired for optional vibrator kit (3028195)
- See additional specs on page 40



3011864 - Variable
Speed Controller

TGS01B*1/2-ton, 3/4-ton & 1-ton trucks***Spread Material:** bagged #1 rock salt**Feed Mechanism:** gravity feed w/vertical 12 VDC auger assist**Power Source:** electric

- Capacity: 8 cu. ft.
- Poly hopper, powder-coated steel frame
- Material spread up to 30'
- 12 VDC motor
- Prewired for optional vibrator kit (3008241)
- Mount directly to step bumper (standard)
- See additional specs on page 40

Options:

- Mount using optional receiver mount for a 2" receiver tube (0207005)
- Mount using the optional Wintergate Spreader Mount, allowing full bed access (025000A)
- Optional auger for finer material (3016232)

TGS05B*1/2-ton, 3/4-ton & 1-ton trucks***Spread Material:** bagged #1 rock salt**Feed Mechanism:** gravity feed w/vertical 12 VDC auger assist**Power Source:** electric

- Capacity: 10.79 cu. ft.
- Low-profile poly hopper, powder-coated steel frame
- Material spread up to 30'
- 12 VDC motor
- Prewired for optional vibrator kit (3008241)
- Mount directly to step bumper (standard)
- See additional specs on page 40

Options:

- Mount using optional receiver mount for a 2" receiver tube (0207005)
- Mount using the optional Wintergate Spreader Mount, allowing full bed access (025000A)
- Optional auger for finer material (3016231)



TGS06

1/2-ton, 3/4-ton & 1-ton trucks

Spread Material: bagged #1 rock salt

Feed Mechanism: manual open/close gate with gravity feed

Power Source: electric

- Capacity: 10 cu. ft.
- Poly hopper, powder-coated steel frame
- Material spread up to 30'
- 12 VDC motor housed in a sealed chamber
- Mounts to any 2" hitch receiver (includes universal stake pocket attachment)
- Includes 80 lb. vibrator installed
- See additional specs on page 40



TGS06



3011864 - Variable
Speed Controller

TGS03*1/2-ton and 3/4-ton trucks***Spread Material:** bulk salt, salt & sand mix**Feed Mechanism:** horizontal auger feed mechanism
with stainless steel trough**Power Source:** electric

- Capacity: 8 cu. ft.
- Poly hopper, powder-coated steel frame
- Material spread up to 30'
- 1/2 HP, 12 VDC dual shaft gear motor
- Requires optional vibrator for salt/sand mix (3020340)
- Mounts on 2" Class 4 receiver with horizontal and vertical adjustments to rest on step bumper

patentedAvailable with Red
or Yellow HopperTGS03 Horizontal Auger with
Stainless Steel TroughPrewired for Optional Vibrator
Kit Shown Installed (3020340)

TGS03

3011864 - Variable
Speed Controller

TGS07

3/4-ton and 1-ton trucks

Spread Material: bulk salt, salt & sand mix

Feed Mechanism: horizontal auger feed mechanism with stainless steel trough

Power Source: electric

- Capacity: 11 cu. ft.
 - Poly hopper, powder-coated steel frame
 - Material spread up to 30'
 - 1/2 HP, 12 VDC dual shaft gear motor
 - Includes 200 lb. concealed vibrator
 - Dual action lid
 - Mounts on 2" Class 4 receiver with horizontal and vertical adjustments to rest on step bumper
 - See additional specs on page 40
- patented*



Standard Vibrator Kit Shown



TGS07 Horizontal Auger with Stainless Steel Trough



Available with Red or Yellow Hopper



TGS07



3011864 - Variable Speed Controller

SHPE0750 Series

1/2-ton, 3/4-ton Trucks & Utility Vehicles

Spread Material: bulk salt, salt & sand mix

Feed Mechanism: 2-1/2" stainless steel auger and trough

Power Source: electric

- Capacity: 0.75 cu. yds.
- Double-wall poly-molded hopper
- Material spread up to 30'
- Two 12 VDC direct drive gear motors (1/2 HP for auger, 1/4 HP for spinner)
- Spinner assembly can be easily removed for cleaning and storage
- Includes 200 lb. vibrator, top screen, tarp, tie-downs, remote auger bearing grease kit
- See additional specs on page 40

patent pending



SHPE0750
on Utility Vehicles



Features high flow chute with larger
14" spinner, open trough, and NEW
stainless steel spinner shield



SHPE0750



3014199 - Variable
Speed Controller



SHPE1000 Series

1/4-ton, 1/2-ton, 3/4-ton Trucks

Spread Material: bulk salt, salt & sand mix

Feed Mechanism: 2-1/2" stainless steel auger and trough

Power Source: electric

- Capacity: 1.00 cu. yds
- Double-wall poly-molded hopper
- Material spread up to 30'
- Two 12 VDC direct drive gear motors (1/2 HP for auger, 1/4 HP for spinner)
- Spinner assembly can be easily removed for cleaning and storage
- Includes 200 lb. vibrator, top screen, tarp, tie-downs, remote auger bearing grease kit
- See additional specs on page 40

patent pending



Features high flow chute with larger 14" spinner, open trough, and NEW stainless steel spinner shield



3014199 - Variable Speed Controller

SHPE1500 Series

3/4-ton and 1-ton Trucks

Spread Material: bulk salt, salt & sand mix

Feed Mechanism: 2-1/2" stainless steel auger and trough

Power Source: electric

- Capacity: 1.5 cu. yds.
- Double-wall poly-molded hopper
- Material spread up to 30'
- Two 12 VDC direct drive gear motors (1/2 HP for auger, 1/4 HP for spinner)
- Spinner assembly can be easily removed for cleaning and storage
- Includes 200 lb. vibrator, top screen, tarp, tie-downs, remote auger bearing grease kit
- See additional specs on page 40

patent pending

Not recommended for highway use



Available with
Red or Yellow
Hopper



Features high flow chute with larger
14" spinner, open trough, and NEW
stainless steel spinner shield



3014199 - Variable
Speed Controller



SHPE2000 Series

3/4-ton and 1-ton Trucks

Spread Material: bulk salt, salt & sand mix

Feed Mechanism: 2-1/2" stainless steel auger and trough

Power Source: electric

- Capacity: 2.00 cu. yds
- Double-wall poly-molded hopper
- Material spread up to 30'
- Two 12 VDC direct drive gear motors (1/2 HP for auger, 1/4 HP for spinner)
- Spinner assembly can be easily removed for cleaning and storage
- Includes 200 lb. vibrator, top screen, tarp, tie-downs, remote auger bearing grease kit
- See additional specs on page 40

patent pending

Not recommended for highway use



Features high flow chute with larger 14" spinner, open trough, and NEW stainless steel spinner shield



Available with Red or Yellow Hopper



3014199 - Variable Speed Controller

THE ALL NEW**SHPE2500 - 2.5cu.yd. Electric Auger Spreader***Minimum GVW of 13,000 lbs.***Spread Material:** bulk salt, salt & sand mix**Feed Mechanism:** 5-1/4" full length steel variable pitch auger, stainless steel trough**Power Source:** electric

- Capacity: 2.50 cu. yds. (8')
- Poly-molded double wall hopper
- Material spread up to 30'
- Two 12 VDC direct drive motors (3/4 HP for auger, 1/2 HP for spinner)
- Spinner assembly includes a new side-swing feature for easy cleaning, storage and bulk unloading
- Chute adjusts to 3 positions
- Includes Top screen, stainless steel inverted V, vinyl tarp with tie-down kit, 12 VDC 200 lb. vibrator
- See additional specs on page 40

*patent pending**Not recommended for highway use***SaltDogg**
„Buyers“

5-1/4" full length steel variable pitch auger with stainless steel trough



3016934 - Heavy Duty Variable Speed Controller



THE ALL NEW

SHPE2500CH - 2.5cu.yd. Electric Chain Conveyor Spreader

Minimum GVW of 13,000 lbs.

Spread Material: bulk salt, salt & sand mix

Feed Mechanism: 12" wide all steel pintle chain conveyor, stainless steel trough

Power Source: electric

- Capacity: 2.50 cu. yds. (8')
 - Poly-molded double wall hopper
 - Material spread up to 30'
 - Two 12 VDC direct drive motors (3/4 HP gear motor, 1/2 HP for spinner)
 - Spinner assembly includes a new side-swing feature for easy cleaning, storage and bulk unloading
 - Chute adjusts to 3 positions
 - Includes Top screen, stainless steel inverted V, vinyl tarp with tie-down kit, 12 VDC 200 lb. vibrator
 - See additional specs on page 40
- patent pending



12" wide all steel pintle chain conveyor with stainless steel trough



The fitted tarp has integral stretch cords with no "loose" parts to allow for fast installation.



Swing-away chute for bulk unloading



High flow chute with 14" spinner, open trough, and shield



1400701SS - 1.5cu.yd. Electric*3/4-ton and 1-ton pickup, flatbed or dump truck***Spread Material:** bulk salt, salt & sand mix**Feed Mechanism:** 12" wide all steel pintle chain conveyor**Power Source:** electric

- Capacity: 1.5 cu. yds. (6')
- 304 stainless steel hopper
- Material spread up to 30'
- Two 12 VDC direct drive motors (3/4 HP for auger, 1/2 HP for spinner)
- Feedgate: Lever operated with friction lock for accurate adjustment
- Chute Assembly: Six-fin 14" polymer disc, Chute adjusts 11.5"
- Includes top screen, stainless steel inverted V, hold-down kit
- See additional specs on page 20

1400601SS - 2.0cu.yd. Electric*3/4-ton and 1-ton pickup, flatbed or dump truck***Spread Material:** bulk salt, salt & sand mix**Feed Mechanism:** 12" wide all steel pintle chain conveyor**Power Source:** electric

- Capacity: 2.0 cu. yds. (8')
- 304 stainless steel hopper
- Material spread up to 30'
- Two 12 VDC direct drive motors (3/4 HP for auger, 1/2 HP for spinner)
- Feedgate: Lever operated with friction lock for accurate adjustment
- Chute Assembly: Six-fin 14" polymer disc, Chute adjusts 11.5"
- Includes top screen, stainless steel inverted V, hold-down kit
- See additional specs on page 40



SHPE3000 - 3.0cu.yd. Electric Auger Spreader

Minimum GVW of 13,000 lbs.

Spread Material: bulk salt, salt & sand mix

Feed Mechanism: 6" steel auger, stainless steel trough

Power Source: electric

- Capacity: 3 cu. yds. (8' 6")
- Double-wall poly-molded hopper
- Material spread up to 30'
- Two 12 VDC direct drive motors (3/4 HP for auger, 1/2 HP for spinner)
- Spinner assembly can be easily removed for cleaning and storage
- Chute adjusts 12"
- Double Doors: Interlocking gutter system and double-door lid channels water away
- Includes top screen, stainless steel inverted V, spreader tie-down kit, hinged poly lids, 12 VDC 400 lb. vibrator
- See additional specs on page 40

patent pending

Not recommended for highway use

SHPE3000CH -3.0cu.yd. Electric Chain Conveyor Spreader

Minimum GVW of 13,000 lbs.

Spread Material: bulk salt, salt & sand mix

Feed Mechanism: 12" wide all steel pintle chain conveyor

Power Source: electric

- Capacity: 3 cu. yds. (8' 6")
- Double-wall poly-molded hopper
- Material spread up to 30'
- Two 12 VDC direct drive motors (3/4 HP for auger, 1/2 HP for spinner)
- Spinner assembly can be easily removed for cleaning and storage
- Chute adjusts 12"
- Double Doors: Interlocking gutter system and double-door lid channels water away
- Includes top screen, stainless steel inverted V, spreader tie-down kit, hinged poly lids
- See additional specs on page 40

patent pending



**2-YEAR
WARRANTY**
on all SHPE
Spreaders



Adjustable
Height
Chute

SHPE3000



3016934 - Heavy Duty
Variable Speed Controller

SHPE4000

Minimum GVW of 17,500 lbs.

Spread Material: bulk salt, salt & sand mix

Feed Mechanism: 5-1/2" steel auger, stainless steel trough

Power Source: electric

- Capacity: 4.0 cu. yds. (8' 4")
- Poly-molded hopper with stainless steel frame
- Material spread up to 30'
- Two 12 VDC direct drive motors (3/4 HP for auger, 1/2 HP for spinner)
- Spinner assembly can be easily removed for cleaning and storage
- Includes two top screens, stainless steel inverted V, vinyl tarp with tie-down kit, (2) 12 VDC 400 lb. vibrators
- See additional specs on page 40

Not recommended for highway use

**2-YEAR
WARRANTY**
on all SHPE
Spreaders



304SS
FRAME &
TROUGH

SHPE4000



3014199 - Variable
Speed Controller



SHPE6000

Minimum GVW of 26,000 lbs.

Spread Material: bulk salt, salt & sand mix

Feed Mechanism: 5-1/2" steel auger, stainless steel trough

Power Source: electric

- Capacity: 6.0 cu. yds. (10' 7")
- Poly-molded hopper with stainless steel frame
- Material spread up to 30'
- Two 12 VDC direct drive motors (3/4 HP for auger, 1/2 HP for spinner).
- Weighs 1,000 lbs. less compared to steel/stainless steel
- Spinner assembly can be easily removed for cleaning and storage
- Includes two top screens, stainless steel inverted V, 12 VDC 900 lb. vibrator
- Optional tarp kit (3021928) available
- See additional specs on page 40

Not recommended for highway use



V-Box Slide-In

3/4-ton and 1-ton pickup, flatbed or dump truck

Spread Material: bulk salt, bulk sand, salt & sand mix

Feed Mechanism: 12" wide all steel pintle chain conveyor

Power Source: gasoline

- 304 Stainless Steel
- Capacity/Material:
1400200SS/1400250SS*: 1.5 cu. yds. (6') Stainless Steel,
1400050/1400100*: 2 cu. yds. (8') Steel
1400050SS/1400100SS*: 2 cu. yds. (8') Stainless Steel,
1400400/1400450*: 2 cu. yds. (8') Polymer
1400300SS/1400350SS*: 2.5 cu. yds. (10') Stainless Steel
- Material spread up to 30'
- 10.5 HP Briggs & Stratton Intek industrial/commercial gasoline engine with battery
- 12 VDC electric clutch has a three position momentary in-cab switch
- Conveyor: 12" wide all steel pintle chain. Heavy-duty drive shaft with heavy-duty 1-1/8" sealed bearings. Idler shaft with sprocket has heavy-duty 1" diameter sealed bearings
- Conveyor Gear Case: Gear ratio is 20:1 with 1" input shaft and 1-1/8" output shaft on tapered roller bearings.
- Feedgate: Lever operated with friction lock for accurate adjustment.
- Includes top screens, stainless steel adjustable inverted V
- See additional specs and individual part numbers on page 40

* Indicates extended chute models



3010390 Controller
for gasoline powered spreaders



2.5 – 3.0cu.yd. Gasoline, Electric, or Hydraulic Mid-Size Spreader

Minimum GVW of 13,000 lbs.

(see www.snowdogg.com for specs by model number)

Spread Material: bulk salt, bulk sand, salt & sand mix

Feed Mechanism: 14-1/2" wide conveyor chain with 1/4" crossbars

Power Source: gasoline, electric, or hydraulic

- Capacity: 2.5 cu. yds. (8'), 2.75 cu. yds. (9'), 3.0 cu. yds. (10')
- 304 stainless steel hopper
- Adjustable Feedgate
- Available with 10-1/2 HP gas engine, 2 independent electric motors, or 2 independent hydraulic motors
- 2 Hinged top screens, 1/4" bars
- Inverted V, installed
- Spinner chute has two adjustable internal baffles
- Bolt-on spinner housing
- 18" Poly spinner disc
- See additional specs and individual part numbers on page 41



Optional Hydraulic Proportional Spreader Control Kit w/ Garmin® GPS Ground Speed Antenna (HV1030EPG)



3016934 Controller
for electric powered spreaders



3010390 Controller
for gasoline powered spreaders

3.5 – 5cu.yd. Gasoline, Electric, or Hydraulic Municipal Spreaders

Minimum GVW of 17,500 lbs.

(see www.snowdogg.com for specs by model number)

Spread Material: bulk salt, bulk sand, salt & sand mix

Feed Mechanism: 14-1/2" wide conveyor chain with 1/4" crossbars

Power Source: gasoline, electric, or hydraulic

- Capacity: 3.5 cu. yds. (8'), 4.0 cu. yds. (9'), 4.5 cu. yds. (10'), 5.0 cu. yds. (9'), 5.0 cu. yds. (10')
- 304 stainless steel hopper
- Adjustable Feedgate
- Available with 10-1/2 HP gas engine, 2 independent electric motors, or 2 independent hydraulic motors
- 4 Hinged top screens, 1/4" bars
- Inverted V, installed
- Spinner chute has two adjustable internal baffles
- Bolt-on spinner housing
- 18" Poly spinner disc (electric models), 18" Poly spinner disc (on gas and hydraulic models)
- See additional specs and individual part number on page 41



Optional LS1 Liquid Spray System
(fits 3 - 4.5 cu. yds.)



Optional Cab Guard
(1497051)



Optional Electric-Hydraulic Proportional
Spreader Control Kit w/ Garmin® GPS
Ground Speed Antenna (HV1030EPG)



Shown with Optional Light
Bar (Part No. 8891144)



3016934 Controller
for electric powered spreaders



3010390 Controller
for gasoline powered spreaders



7 – 10cu.yd. Hydraulic Auger Municipal Spreaders

Minimum GVW 33,000 lbs.

(see www.snowdogg.com for specs by model number)


Spread Material: bulk salt

Feed Mechanism: 7" diameter, variable-pitch hard faced auger

Power Source: hydraulic

- Capacity: 7.0 cu. yds. (10'), 8.0 cu. yds. (11'), 9.0 cu. yds. (12'), 10.0 cu. yds. (14')
- 304 Stainless Steel Hopper
- Material spread up to 45'
- Two independent, direct-drive hydraulic motors
- Adjustable height spinner chute
- 3/8" heavy-duty hinged top screens with 4" peak
- 18" poly spinner disc
- See additional specs and individual part number on page 41

Additional sizes/configurations available. Call for quote.



7" Hard Faced Auger



High Torque Auger Motor



2" Auger Bearing



Optional Rubber Side Deflectors
Part No. 1492144



1471056SSH

Under Tailgate Spreaders - Hydraulic Models

96" wide Dump Bodies

Spread Material: bulk salt, salt & sand mix

Feed Mechanism: 6" Auger with 3/8" flighting

Power Source: hydraulic

- Stainless steel or orange powder-coated carbon steel
- Material spread up to 40'
- Hydraulic power drives auger and spinner
- Standard discharge or left discharge
- 10-gauge trough has 3-point hinged bottom cover for easy access to entire auger assembly and one-person cleanout
- 6" auger with 3/8" flighting, includes auger screen
- 18" poly spinner
- Sealed, self-aligning 1-1/4" diameter bearing with grease fitting
- Low-speed, high-torque orbital motors
- Hydraulic safety lockout system.
- Optional hard face flighting available
- Optional powder coated spill shields (924F0106PR)
- Optional stainless steel spill shields (924F0106SSPR)
- See additional specs and individual part number on page 42



UTS auger screen

304SS

92420SSA
(standard discharge)

AVAILABLE
w/STANDARD,
CENTER & LEFT
DISCHARGE,
8in. or 15in.
SIDE SHIELDS

92426SSA
(left discharge)



Under Tailgate Spreaders - Electric Models

96" wide Dump Bodies

(for trucks without central hydraulics)

Spread Material: bulk salt, salt & sand mix

Feed Mechanism: 6" Auger with 3/8" flighting


Power Source: electric

- 304 stainless steel
- Material spread up to 25'
- Two 12 VDC direct drive motors (3/4 HP for auger, 1/2 HP for spinner)
- Standard discharge or center discharge
- 14" poly spinner and stainless steel dump body mounting plates
- 10-gauge trough has 3-point hinged bottom cover for easy access to entire auger assembly and one-person cleanout
- 6" auger with 3/8" flighting, includes auger screen
- Sealed, self-aligning 1-1/4" diameter bearings with grease fittings
- Optional stainless steel spill shields (924F0106SSPR)
- See additional specs and individual part number on page 42

Not recommended for highway use



UTS auger screen



3016934 - Heavy Duty Variable Speed Controller

Liquid Spray Systems

Features

- 12 VDC, 3 GPM/45 PSI electric diaphragm pump
- Hydraulic Drive: 4.5 GPM @ 1,750 RPM (150 PSI) with Proportioning Valve, Bronze pump, bronze gears, stainless steel shaft
- 30-gallon polymer reservoir (48"L x 13"W x 14"T), LS1 & LS3
- 30-gallon polymer reservoir (24"L x 19"W x 22"T), LS9 & LS9H
- 55-gallon polymer reservoir (34"L x 23"W x 26"T)
- 105-gallon polymer reservoir (69"L x 20"W x 25"T)
- 120-gallon polymer reservoir (60"L x 12"W x 43"T)
- 160-gallon polymer reservoir (92"L x 26"W x 27"T)
- 400-gallon polymer reservoir (151"L x 28"W x 33"T)
- Low Pressure – empty tank light/buzzer indicator
- In-cab variable speed pump control (electric models)
- Adjustable Hydraulic proportioning valve (hydraulic models)
- Systems include tank, pump, cab controller, hoses, fittings, ball valve, filter, wiring, connectors, stainless steel brackets and tie-downs
- Enclosed pump system for corrosion resistance
- 304 stainless steel mounts

Benefits

- Provides more efficient salt distribution with fewer applications required
- Speeds the melting process & works at lower temperatures than salt
- Residual material on the pavement lasts longer
- Easy to use and maintain




LS1 & LS3 (55 gal. poly reservoir)




LS4 & LS5 (105 gal. poly reservoir)



LS4T (tailgate mount 105 gal. poly reservoir)



LS6 (30 gal. poly reservoir)



LS7 & LS8 (30 gal. poly reservoir)



LS9 (30 gal. poly reservoir)



LS10 (two, 400 gal. poly reservoirs)



LS11 (two, 160 gal. poly reservoirs)



LS12 (120 gal. poly reservoir)




Liquid Spray Systems, continued

| PART NO. | DESCRIPTION | FITS |
|----------|--|----------------------------|
| LS1 | 12 VDC, Cab Control, 55 Gal. Poly Reservoir, V-Box Mount | 4 cu. yd. + |
| LS2 | 12 VDC, Cab Control, Reservoir Excluded, V-Box Mount | Universal |
| LS3 | 12 VDC, Cab Control, Two 55 Gal. Poly Reservoirs, V-Box Mount | 4 cu. yd. + |
| LS4 | 12 VDC, Cab Control, 105 Gal. Poly Reservoir, V-Box Mount | 3.5 & 6 cu. yd. + |
| LS4H | Hydraulic, Cab Control, 105 Gal. Poly Reservoir, V-Box Mount | 3.5 & 6 cu. yd. + |
| LS4T | 12 VDC, Tailgate Mount, Cab Control, 105 Gal. Poly Reservoir | 24" + tall tailgates |
| LS4TH | Hydraulic, Tailgate Mount, Cab Control, 105 Gal. Poly Reservoir | 24" + tall tailgates |
| LS5 | 12 VDC, Cab Control, Two 105 Gal. Poly Reservoirs, V-Box Mount | 3.5 & 7 cu. yd. + |
| LS5H | Hydraulic, Cab Control, Two 105 Gal. Poly Reservoirs, V-Box Mount | 3.5 & 7 cu. yd. + |
| LS6 | 12 VDC, Cab Control, 30 Gal. Poly Reservoir, V-Box Mount | SHPE1500 & SHPE2000 Series |
| LS6H | Hydraulic, Cab Control, 30 Gal. Poly Reservoir, V-Box Mount | SHPE1500 & SHPE2000 Series |
| LS7 | 12 VDC, Cab Control, 30 Gal. Poly Reservoir, V-Box Mount | 1400 Series |
| LS7H | Hydraulic, Cab Control, 30 Gal. Poly Reservoir, V-Box Mount | 1400 Series |
| LS8 | 12 VDC, Cab Control, Two 30 Gal. Poly Reservoir, V-Box Mount | 1400 Series |
| LS8H | Hydraulic, Cab Control, Two 30 Gal. Poly Reservoir, V-Box Mount | 1400 Series |
| LS9 | 12 VDC, Cab Control, 30 Gal. Poly Reservoir, Frame Mount | Universal Truck Frame |
| LS9H | Hydraulic, Cab Control, 30 Gal. Poly Reservoir, Frame Mount | Universal Truck Frame |
| LS10 | 12 VDC, Cab Control, Two 400 Gal. Poly Reservoir, V-Box Mount | 12' - 16' Spreaders |
| LS10H | Hydraulic, Cab Control, Two 400 Gal. Poly Reservoir, V-Box Mount | 12' - 16' Spreaders |
| LS11 | 12 VDC, Cab Control, Two 160 Gal., Poly Reservoirs, MDS Mount | MDS Series |
| LS11H | Hydraulic, Cab Control, Two 160 Gal., Poly Reservoirs, MDS Mount | MDS Series |
| LS12 | 12 VDC, Cab Control, Two 160 Gal., Poly Reservoirs, Between Cab & Body, Universal | Between Cab & Body |
| LS12H | Hydraulic, Cab Control, Two 160 Gal., Poly Reservoirs, Between Cab & Body, Universal | Between Cab & Body |
| LS102 | Enclosure Assembly, Electric, 3.0 GPM w/ Cab Controller | — |
| LS102H | Enclosure Assembly, Hydraulic, 4.5 GPM w/ Cab Controller | — |



LS102 - Electric Enclosure



LS102H - Hydraulic Enclosure
with Proportioning Valve



WSE1 - Electric Controller



WSE75 - Hydraulic Controller

Anti-Ice Systems **NEW**

Features


- Available in 1,050 or 1,650 gallon polyethylene tanks for single and tandem axle applications
- High-Density, UV stabilizing, polyethylene tank with 16" manway
- Adjustable spray nozzles accommodate various flow rates
- Manifold type fittings provide simple, leak-free connections
- 230 GPM pump, with stainless steel liner
- 3-lane stainless steel spray bar with individual, solenoid operated, lane control
- Hydraulic drive
- Can be configured for chassis mount, trailer mount, hook lift or dump stands
- GPS, proportional ground speed controller optional
- Optional powder coated or galvanized leg stands with front and side rollers, gas engine drive, dump tailgate latch
- Call for Quote



In-Bed Anti-Ice Systems

6196335 for 6' beds, 6198335 for 8' beds

- 2" hitch mounted liquid spray system
- 335 gallon poly reservoir/bladder for 6' (#6196335) or 8' (#6198335) pick-up bed/flat bed with built-in tie points
- 6 gallons per minute diaphragm pump dispenses up to 50 gallons per lane mile
- 12 VDC, 28 amps max, rear quick connect harness
- In-cab on/off control, standard. Pressure switch activates pump on demand
- Quick Detach PVC spray bar
- Stainless steel pump cover w/ LED license plate light
- Light weight, reinforced polymer reservoir rolls-up for bulkhead storage
- Optional: 3/8"x50' hose reel with adjustable hand-held spray nozzle for side walks, bus shelters and hard to reach areas.
- Quick and simple, one-person installation with hitch pin.
- Lightweight and better visibility than fixed tank systems



335 gal. poly bladder



adjustable spray nozzle - pressure switch activates pump on demand

| PART NO. | DESCRIPTION |
|----------|---|
| 6196335 | In-Bed Liquid Spray System for 6ft. Beds |
| 6198335 | In-Bed Liquid Spray System for 8ft. Beds |
| 6190000 | System without Reservoir |
| 6191000 | Optional Hose Reel with Adjustable Spray Nozzle |



Poly Salt Boxes

- Durable, corrosion free construction
- Double panel, sloped lid with integral hasp
- Hand holds for ease of carrying
- Fork lift slots
- Stackable (9031100)
- 9031100: 36"W x 24"D x 30"H
- 9031105: 36"W x 24"D x 20"H (Ships UPS)
- 9031110: Salt Scoop



44" Light Bar Kits

- 8891144: 44" LED Light Bar Kit (Includes (2) Red LED Round STT lights, (2) Amber LED Round Strobe lights, (3) Red LED Round Marker lights, Wire Harness, (2) LED Load Equalizers and Lightbar)
- 8891145: 44" LED Light Bar Kit (Includes (2) Red LED Oval STT lights, (2) Amber LED Oval Strobe lights, (3) Red LED Round Marker lights, Wire Harness, (2) LED Load Equalizers and Lightbar)



8891144 Light Bar Kit



8891145 Lightbar Kit

66" Light Bar Kits

- 8891150: 66" LED Light Bar Kit (Includes (2) Red LED Oval STT lights, (2) Amber LED Oval Strobe lights, (3) .75" Red LED Round Marker lights, Wire Harness, (2) LED Load Equalizers & Lightbar)
- 8891166: 66" LED Light Bar Kit (Includes (2) Red LED Round STT lights, (2) Clear LED Round Back-Up lights, (2) Amber LED Round Strobe lights, (3) Red LED Round Marker lights, Wire Harness, (2) LED Load Equalizers and Lightbar)
- 8891167: 66" LED Light Bar Kit (Includes (4) Red LED Round STT lights, (2) Amber LED Round Strobe lights, (3) Red LED Round Marker lights, Wire Harness, (2) LED Load Equalizers and Lightbar)
- 8891168: 66" LED Light Bar Kit (Includes (2) Red LED Oval STT lights, (2) Clear LED Oval Back-Up lights, (2) Amber LED Oval Strobe lights, (3) Red LED Round Marker lights, Wire Harness, (2) LED Load Equalizers and Lightbar)
- 8891169: 66" LED Light Bar Kit (Includes (4) Red LED Oval STT lights, (2) Amber LED Oval Strobe lights, (3) Red LED Round Marker lights, Wire Harness, (2) LED Load Equalizers and Lightbar)



8891150 Lightbar Kit



8891166 Lightbar Kit



8891167 Lightbar Kit



8891168 Lightbar Kit



8891169 Lightbar Kit

77" Light Bar Kits

- 8891174: 77" LED Light Bar Kit (Includes (2) Red LED Oval STT lights, (2) Amber LED Oval Strobe lights, (2) Clear LED Oval Back-Up lights, (3) .75" Red LED Round Marker lights, Wire Harness, (2) LED Load Equalizers & Lightbar)
- 8891175: 77" LED Light Bar Kit (Includes (4) Red LED Oval STT lights, (2) Amber LED Oval Strobe lights, (3) .75" Red LED Round Marker lights, Wire Harness, (2) LED Load Equalizers & Lightbar)



8891174 Lightbar Kit



8891175 Lightbar Kit

Light Options For Spreaders

See more at www.buyersproducts.com/electrical-lighting



1492100 - 5" 12V-24V
Clear, 2.92 Amps, 35 Watts



1492110 - 5" 12V-24V, Clear,
54 LED's, .3 Amps, 375 Lumens



1492111 - 5" 12V-24V, Amber,
54 LED's, .3 Amps, 375 Lumens



1492115 - 5" 12V-24V, Clear,
6 LED's, 1.5 Amps, 1350 Lumens



1492116 - 5" 12V-24V, Amber,
6 LED's, 1.5 Amps, 1350 Lumens



1492127 - 5" 12V-24V, Clear,
14 LED's, 3 Amps, 2525 Lumens

BRIGHTER
LED's



1492117 - 4.3" 12V-24V, Clear,
5 LED's, 1.2 Amps, 1050 Lumens



1492119 - 5.3" 12V-24V, Clear,
9 LED's, 2.25 Amps, 1500 Lumens



1492128 - 4.6" 12V-24V, Clear,
16 LED's, 3.8 Amps, 3120 Lumens

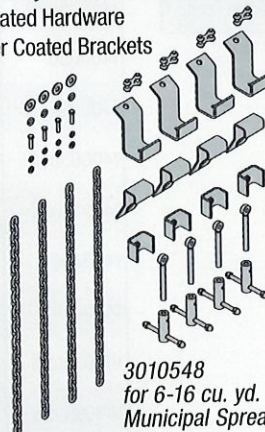
Driveway Markers

- 5/16" x 48"
- Pencil end for easy staking
- Rounded end resists splintering
- 1308600: Orange Markers



Tie Down Kit

- Part No. 3010548
- Heavy-Duty Chain & Turn Buckle Tie Down Kit
- Zinc Plated Hardware
- Powder Coated Brackets



3010548
for 6-16 cu. yd.
Municipal Spreaders

Dump Body Tailgate Lock Kit

- Part No. 3008560
- 3" Structural Steel Channel
- 1.25" Pins
- Black Powder Coat Finish



| PART NUMBER | CAPACITY | SIDE | WIDTH | LENGTH OVERALL | HOPPER LENGTH | FEED MECHANISM |
|--------------------|---------------|------|-------|----------------|---------------|---------------------------------|
| MDS PGS 4-5 | | | | | | |
| 933093648 | 6.4 cu. yds. | 53" | 96" | 111" | 108" | 30.25"W Conveyor with 1/2" Bars |
| 933103648 | 7.2 cu. yds. | 53" | 96" | 123" | 120" | 30.25"W Conveyor with 1/2" Bars |
| 933113648 | 8.0 cu. yds. | 53" | 96" | 135" | 132" | 30.25"W Conveyor with 1/2" Bars |
| 933123648 | 8.8 cu. yds. | 53" | 96" | 147" | 144" | 30.25"W Conveyor with 1/2" Bars |
| 933133648 | 9.6 cu. yds. | 53" | 96" | 159" | 156" | 30.25"W Conveyor with 1/2" Bars |
| 933143648 | 10.4 cu. yds. | 53" | 96" | 170" | 168" | 30.25"W Conveyor with 1/2" Bars |
| 933153648 | 11.2 cu. yds. | 53" | 96" | 182" | 180" | 30.25"W Conveyor with 1/2" Bars |

| PART NUMBER | CAPACITY | HEIGHT | WIDTH | LENGTH OVERALL | HOPPER LENGTH | FEED MECHANISM |
|---------------------------|--------------------|--------|-------|----------------|---------------|----------------------------|
| WALK BEHINDS PG 37 | | | | | | |
| WB101G | 1.5 cu.ft./100 lb. | 31.5" | 26.5" | 22.5" | 19" | Gravity Feed with Agitator |
| WB201G | 1.5 cu.ft./100 lb. | 31.5" | 26.5" | 22.5" | 19" | Gravity Feed with Agitator |
| WB400 | 2.5 cu.ft./200 lb. | 35" | 44" | 18.3" | 43.1" | Gravity Feed |

| PART NUMBER | CAPACITY | HEIGHT | WIDTH | LENGTH OVERALL | HOPPER LENGTH | FEED MECHANISM |
|-----------------------------------|---------------|--------|-------|----------------|---------------|---|
| ELECTRIC TAILGATE PGS 6-11 | | | | | | |
| TGSUV1B | 4.4 cu. ft. | 40.5" | 22.5" | 21" | 19" | manual open/close gate w/ gravity feed |
| TGSUVPROA | 4.4 cu. ft. | 40.5" | 22.5" | 21" | 19" | gravity feed w/vertical 12 VDC auger assist |
| TGS01B | 8 cu. ft. | 45.7" | 29.7" | 26" | 26" | gravity feed w/vertical 12 VDC auger assist |
| TGS02 | 3.0 cu. ft. | 31.5" | 30.9" | 30" | 18.3" | Horizontal Auger Feed |
| TGS03 | 8 cu. ft. | 45" | 38" | 38" | 28" | Horizontal Auger Feed |
| TGS03RED | 8 cu. ft. | 45" | 38" | 38" | 28" | Horizontal Auger Feed |
| TGS03YEL | 8 cu. ft. | 45" | 38" | 38" | 28" | Horizontal Auger Feed |
| TGS05B | 10.79 cu. ft. | 40.1" | 54.3" | 52.25" | 23" | gravity feed w/vertical 12 VDC auger assist |
| TGS06 | 10 cu. ft. | 40" | 63" | 52" | 26.9" | manual open/close gate w/ gravity feed |
| TGS07 | 11 cu. ft. | 46" | 53" | 51" | 26" | Horizontal Auger Feed |
| TGS07RED | 11 cu. ft. | 46" | 53" | 51" | 26" | Horizontal Auger Feed |
| TGS07YEL | 11 cu. ft. | 46" | 53" | 51" | 26" | Horizontal Auger Feed |

| PART NUMBER | CAPACITY | HEIGHT | WIDTH | LENGTH OVERALL | HOPPER LENGTH | FEED MECHANISM |
|---------------------------------|---------------|--------|-------|----------------|---------------|---|
| ELECTRIC DRIVE PGS 12-21 | | | | | | |
| SHPE0750 | 0.75 cu. yds. | 28" | 48" | 63.2" | 53" | 2.5" Stainless Steel Auger & Trough |
| SHPE0750X | 0.75 cu. yds. | 28" | 48" | 66.7" | 53" | 2.5" Stainless Steel Auger & Trough |
| SHPE1000 | 1.0 cu. yds. | 34" | 48" | 82.1" | 68" | 2.5" Stainless Steel Auger & Trough |
| SHPE1000X | 1.0 cu. yds. | 34" | 48" | 82.1" | 68" | 2.5" Stainless Steel Auger & Trough |
| SHPE1500 | 1.5 cu. yds. | 38" | 50.5" | 99.7" | 87.3" | 2.5" Stainless Steel Auger & Trough |
| SHPE1500X | 1.5 cu. yds. | 38" | 50.5" | 103.1" | 87.3" | 2.5" Stainless Steel Auger & Trough |
| SHPE1500RED | 1.5 cu. yds. | 38" | 50.5" | 99.7" | 87.3" | 2.5" Stainless Steel Auger & Trough |
| SHPE1500XRED | 1.5 cu. yds. | 38" | 50.5" | 99.7" | 87.3" | 2.5" Stainless Steel Auger & Trough |
| SHPE1500YEL | 1.5 cu. yds. | 38" | 50.5" | 99.7" | 87.3" | 2.5" Stainless Steel Auger & Trough |
| SHPE1500XYEL | 1.5 cu. yds. | 38" | 50.5" | 99.7" | 87.3" | 2.5" Stainless Steel Auger & Trough |
| SHPE2000 | 2 cu. yds. | 40" | 47.8" | 100" | 96" | 2.5" Stainless Steel Auger & Trough |
| SHPE2000X | 2 cu. yds. | 40" | 47.8" | 103.3" | 96" | 2.5" Stainless Steel Auger & Trough |
| SHPE2000RED | 2 cu. yds. | 40" | 47.8" | 100" | 96" | 2.5" Stainless Steel Auger & Trough |
| SHPE2000XRED | 2 cu. yds. | 40" | 47.8" | 100" | 96" | 2.5" Stainless Steel Auger & Trough |
| SHPE2000YEL | 2 cu. yds. | 40" | 47.8" | 100" | 96" | 2.5" Stainless Steel Auger & Trough |
| SHPE2000XYEL | 2 cu. yds. | 40" | 47.8" | 100" | 96" | 2.5" Stainless Steel Auger & Trough |
| SHPE2500 | 2.5 cu. yds. | 44.3" | 48" | 124.8" | 114.2" | 5.25" Steel Auger, Stainless Steel Trough |
| SHPE2500CH | 2.5 cu. yds. | 44.3" | 48" | 124.8" | 114.2" | 12"W Conveyor Chain |
| SHPE3000 | 3 cu. yds. | 52.7" | 49.6" | 123.7" | 114" | 6" Steel Auger, Stainless Steel Trough |
| SHPE3000CH | 3 cu. yds. | 52.7" | 49.6" | 123.7" | 114" | 12"W Conveyor Chain |
| SHPE4000 | 4 cu. yds. | 43.5" | 74" | 114.8" | 99.5" | 5.5" Steel Auger, Stainless Steel Trough |
| SHPE6000 | 6 cu. yds. | 57" | 77" | 133.5" | 127" | 6" Steel Auger, Stainless Steel Trough |
| 1400601SS | 2.0 cu. yds. | 32.1" | 47" | 110.8" | 96" | 12"W Conveyor Chain |
| 1400701SS | 1.5 cu. yds. | 32.1" | 47" | 86.8" | 72" | 12"W Conveyor Chain |

| PART NUMBER | CAPACITY | HEIGHT | WIDTH | LENGTH OVERALL | HOPPER LENGTH | FEED MECHANISM |
|------------------------|--------------|--------|-------|----------------|---------------|---------------------|
| GAS DRIVE PG 22 | | | | | | |
| 1400200SS | 1.5 cu. yds. | 32.1" | 47" | 99.7" | 72" | 12"W Conveyor Chain |
| 1400250SS | 1.5 cu. yds. | 32.1" | 47" | 99.7" | 72" | 12"W Conveyor Chain |
| 1400050 | 2 cu. yds. | 32.1" | 47" | 100" | 96" | 12"W Conveyor Chain |
| 1400100 | 2 cu. yds. | 32.1" | 47" | 100" | 96" | 12"W Conveyor Chain |
| 1400050SS | 2 cu. yds. | 32.1" | 47" | 100" | 96" | 12"W Conveyor Chain |
| 1400100SS | 2 cu. yds. | 32.1" | 47" | 100" | 96" | 12"W Conveyor Chain |
| 1400400 | 2 cu. yds. | 35" | 47" | 100" | 95.5" | 12"W Conveyor Chain |
| 1400450 | 2 cu. yds. | 35" | 47" | 100" | 95.5" | 12"W Conveyor Chain |
| 1400300SS | 2.5 cu. yds. | 32.1" | 47" | 124.8" | 120" | 12"W Conveyor Chain |
| 1400350SS | 2.5 cu. yds. | 32.1" | 47" | 124.8" | 120" | 12"W Conveyor Chain |

| PART NUMBER | CAPACITY | HEIGHT | WIDTH | LENGTH OVERALL | HOPPER LENGTH | FEED MECHANISM |
|--|---------------|--------|-------|----------------|---------------|----------------------------------|
| 2.5 – 3.0 CU. YD. CONVEYOR MID-SIZE PG 23 | | | | | | |
| 1400455SS | 2.5 cu. yds. | 38.0" | 38.0" | 115.9" | 96" | 14.5"W Conveyor Chain, Gas |
| 1400455SE | 2.5 cu. yds. | 38.0" | 38.0" | 116.5" | 96" | 14.5"W Conveyor Chain, Electric |
| 1400455SSH | 2.5 cu. yds. | 38.0" | 38.0" | 118.8" | 96" | 14.5"W Conveyor Chain, Hydraulic |
| 1400460SS | 2.75 cu. yds. | 38.0" | 38.0" | 127.9" | 108" | 14.5"W Conveyor Chain, Gas |
| 1400460SE | 2.75 cu. yds. | 38.0" | 38.0" | 128.5" | 108" | 14.5"W Conveyor Chain, Electric |
| 1400460SSH | 2.75 cu. yds. | 38.0" | 38.0" | 130.0" | 108" | 14.5"W Conveyor Chain, Hydraulic |
| 1400465SS | 3.0 cu. yds. | 38.0" | 38.0" | 138.9" | 120" | 14.5"W Conveyor Chain, Gas |
| 1400465SE | 3.0 cu. yds. | 38.0" | 38.0" | 140.5" | 120" | 14.5"W Conveyor Chain, Electric |
| 1400465SSH | 3.0 cu. yds. | 38.0" | 38.0" | 141.8" | 120" | 14.5"W Conveyor Chain, Hydraulic |

| PART NUMBER | CAPACITY | HEIGHT | WIDTH | LENGTH OVERALL | HOPPER LENGTH | FEED MECHANISM |
|---|--------------|--------|-------|----------------|---------------|----------------------------------|
| 3.5 – 5 CU. YD. CONVEYOR MUNICIPAL PG 24 | | | | | | |
| 1400475SS | 3.5 cu. yds. | 45.5" | 70" | 115.9" | 96" | 14.5"W Conveyor Chain, Gas |
| 1400475SE | 3.5 cu. yds. | 45.5" | 70" | 115.9" | 96" | 14.5"W Conveyor Chain, Electric |
| 1400475SSH | 3.5 cu. yds. | 45.5" | 70" | 118.8" | 96" | 14.5"W Conveyor Chain, Hydraulic |
| 1400500SS | 4.0 cu. yds. | 45.5" | 70" | 127.9" | 108" | 14.5"W Conveyor Chain, Gas |
| 1400500SE | 4.0 cu. yds. | 45.5" | 70" | 127.9" | 108" | 14.5"W Conveyor Chain, Electric |
| 1400500SSH | 4.0 cu. yds. | 45.5" | 70" | 130.0" | 108" | 14.5"W Conveyor Chain, Hydraulic |
| 1400550SS | 4.5 cu. yds. | 45.5" | 70" | 138.9" | 120" | 14.5"W Conveyor Chain, Gas |
| 1400550SE | 4.5 cu. yds. | 45.5" | 70" | 138.9" | 120" | 14.5"W Conveyor Chain, Electric |
| 1400550SSH | 4.5 cu. yds. | 45.5" | 70" | 141.8" | 120" | 14.5"W Conveyor Chain, Hydraulic |
| 1400505SS | 5.0 cu. yds. | 57.5" | 70" | 138.9" | 120" | 14.5"W Conveyor Chain, Gas |
| 1400505SE | 5.0 cu. yds. | 57.5" | 70" | 138.9" | 120" | 14.5"W Conveyor Chain, Electric |
| 1400505SSH | 5.0 cu. yds. | 57.5" | 70" | 141.8" | 120" | 14.5"W Conveyor Chain, Hydraulic |
| 1400560SS | 5.0 cu. yds. | 50.6" | 70" | 138.9" | 120" | 14.5"W Conveyor Chain, Gas |
| 1400560SE | 5.0 cu. yds. | 50.6" | 70" | 138.9" | 120" | 14.5"W Conveyor Chain, Electric |
| 1400560SSH | 5.0 cu. yds. | 50.6" | 70" | 141.8" | 120" | 14.5"W Conveyor Chain, Hydraulic |

| PART NUMBER | CAPACITY | HEIGHT | WIDTH | LENGTH OVERALL | HOPPER LENGTH | FEED MECHANISM |
|--|------------|--------|-------|----------------|---------------|------------------------------------|
| HYDRAULIC 7 – 10 CU. YD. AUGER MUNI PG 25 | | | | | | |
| 1471056SSH | 7 cu. yds. | 55.25" | 87.7" | 84" | 120" | 7" Hard Surface, Multi Pitch Auger |
| 1471156SSH | 8 cu. yds. | 55.25" | 87.7" | 84" | 132" | 7" Hard Surface, Multi Pitch Auger |
| 1471256SSH | 9 cu. yds. | 55.25" | 87.7" | 84" | 144" | 7" Hard Surface, Multi Pitch Auger |
| 1471456SSH | 10 cu. Yds | 55.25" | 87.7" | 84" | 168" | 7" Hard Surface, Multi Pitch Auger |

| PART NUMBER | CAPACITY | HEIGHT | WIDTH | LENGTH OVERALL | HOPPER LENGTH | FEED MECHANISM |
|---|-------------|--------|-------|----------------|---------------|-----------------------------------|
| HYDRAULIC 6 – 16 CU. YD. CONVEYOR MUNI PGS 26-27 | | | | | | |
| 1450657SSH | 6 cu. yd. | 57" | 82" | 132" | 108" | 24"W Conveyor, 50:1 Gearbox ratio |
| 1425657SSH | 6 cu. yd. | 57" | 82" | 132" | 108" | 24"W Conveyor, 25:1 Gearbox ratio |
| 1406657SSH | 6 cu. yd. | 57" | 82" | 132" | 108" | 24"W Conveyor, 6:1 Gearbox ratio |
| 1450757SSH | 7 cu. yd. | 57" | 82" | 144" | 120" | 24"W Conveyor, 50:1 Gearbox ratio |
| 1425757SSH | 7 cu. yd. | 57" | 82" | 144" | 120" | 24"W Conveyor, 25:1 Gearbox ratio |
| 1406757SSH | 7 cu. yd. | 57" | 82" | 144" | 120" | 24"W Conveyor, 6:1 Gearbox ratio |
| 1450863SSH | 8 cu. yd. | 63" | 82" | 144" | 120" | 24"W Conveyor, 50:1 Gearbox ratio |
| 1425863SSH | 8 cu. yd. | 63" | 82" | 144" | 120" | 24"W Conveyor, 25:1 Gearbox ratio |
| 1406863SSH | 8 cu. yd. | 63" | 82" | 144" | 120" | 24"W Conveyor, 6:1 Gearbox ratio |
| 1450969SSH | 9 cu. yd. | 69" | 82" | 144" | 120" | 24"W Conveyor, 50:1 Gearbox ratio |
| 1425969SSH | 9 cu. yd. | 69" | 82" | 144" | 120" | 24"W Conveyor, 25:1 Gearbox ratio |
| 1406969SSH | 9 cu. yd. | 69" | 82" | 144" | 120" | 24"W Conveyor, 6:1 Gearbox ratio |
| 1451057SSH | 10 cu. yds. | 57" | 82" | 168" | 144" | 24"W Conveyor, 50:1 Gearbox ratio |
| 1421057SSH | 10 cu. yds. | 57" | 82" | 168" | 144" | 24"W Conveyor, 25:1 Gearbox ratio |
| 1461057SSH | 10 cu. yds. | 57" | 82" | 168" | 144" | 24"W Conveyor, 6:1 Gearbox ratio |
| 1451163SSH | 11 cu. yds. | 63" | 82" | 168" | 144" | 24"W Conveyor, 50:1 Gearbox ratio |
| 1421163SSH | 11 cu. yds. | 63" | 82" | 168" | 144" | 24"W Conveyor, 25:1 Gearbox ratio |
| 1461163SSH | 11 cu. yds. | 63" | 82" | 168" | 144" | 24"W Conveyor, 6:1 Gearbox ratio |
| 1451369SSH | 13 cu. yds. | 69" | 82" | 168" | 144" | 24"W Conveyor, 50:1 Gearbox ratio |
| 1421369SSH | 13 cu. yds. | 69" | 82" | 168" | 144" | 24"W Conveyor, 25:1 Gearbox ratio |
| 1461369SSH | 13 cu. yds. | 69" | 82" | 168" | 144" | 24"W Conveyor, 6:1 Gearbox ratio |
| 1451257SSH | 12 cu. yds. | 57" | 82" | 192" | 168" | 24"W Conveyor, 50:1 Gearbox ratio |
| 1421257SSH | 12 cu. yds. | 57" | 82" | 192" | 168" | 24"W Conveyor, 25:1 Gearbox ratio |
| 1461257SSH | 12 cu. yds. | 57" | 82" | 192" | 168" | 24"W Conveyor, 6:1 Gearbox ratio |
| 1451363SSH | 13 cu. yds. | 63" | 82" | 192" | 168" | 24"W Conveyor, 50:1 Gearbox ratio |
| 1421363SSH | 13 cu. yds. | 63" | 82" | 192" | 168" | 24"W Conveyor, 25:1 Gearbox ratio |
| 1461363SSH | 13 cu. yds. | 63" | 82" | 192" | 168" | 24"W Conveyor, 6:1 Gearbox ratio |
| 1451469SSH | 14 cu. yds. | 69" | 82" | 192" | 168" | 24"W Conveyor, 50:1 Gearbox ratio |
| 1421469SSH | 14 cu. yds. | 69" | 82" | 192" | 168" | 24"W Conveyor, 25:1 Gearbox ratio |
| 1461469SSH | 14 cu. yds. | 69" | 82" | 192" | 168" | 24"W Conveyor, 6:1 Gearbox ratio |

| PART NUMBER | CAPACITY | HEIGHT | WIDTH | LENGTH OVERALL | HOPPER LENGTH | FEED MECHANISM |
|---|------------|--------|-------|-------------------|------------------|---------------------------------|
| ELECTRIC 6 - 8 CU. YD. CONVEYOR MUNI PG 28 | | | | | | |
| 1490757SSE | 6 cu. yds. | 50" | 82" | 144" | 120" | 24"W Conveyor with 3/8" Bars |
| 1490957SSE | 8 cu. yds. | 50" | 82" | 168" | 144" | 24"W Conveyor with 3/8" Bars |

| PART NUMBER | CAPACITY | HEIGHT | WIDTH | LENGTH OVERALL | DROP POSITION | FEED MECHANISM |
|---------------------------------|----------|-------------------|-------|-------------------|------------------|--|
| UNDER TAILGATE PGS 29-31 | | | | | | |
| 92440SSA | N/A | 31.25"/ 34.25" | 96" | 25" | stnd | 6" Auger w/3/8" fighting, Electric |
| 92441SSA | N/A | 31.25"/ 34.25" | 96" | 25" | center | 6" Auger w/ 3/8" fighting, Electric |
| 92420A | N/A | 31.25"/ 34.25" | 96" | 18" | stnd | 6" Auger w/3/8" fighting, Hydraulic |
| 92420SSA | N/A | 31.25"/ 34.25" | 96" | 18" | stnd | 6" Auger w/3/8" fighting, Hydraulic |
| 92421SSA | N/A | 38.00"/ 41.00" | 96" | 19" | stnd | 6" Auger w/3/8" fighting, Hydraulic |
| 92422SSA | N/A | 38"/ 41" | 96" | 19" | stnd | 6" Auger w/3/8" hard faced fighting, Hydraulic |
| 92425SSA | N/A | 31.25"/ 34.25" | 96" | 18" | ds | 6" Auger w/3/8" fighting, Hydraulic |
| 92426SSA | N/A | 38"/ 41" | 96" | 19" | ds | 6" Auger w/3/8" fighting, Hydraulic |
| 92427SSA | N/A | 38"/ 41" | 96" | 19" | ds | 6" Auger w/3/8" hard faced fighting, Hydraulic |
| 92428SSA | N/A | 31.25"/ 34.25" | 96" | 18" | stnd | 6" Auger w/3/8" fighting, Hydraulic |
| 92430A | N/A | 31.25"/ 34.25" | 96" | 18" | stnd | 6" Auger w/3/8" fighting, 5:1 Gearbox ratio,Hydraulic |
| 92430SSA | N/A | 31.25"/ 34.25" | 96" | 18" | stnd | 6" Auger w/3/8" fighting, 5:1 Gearbox ratio,Hydraulic |
| 92450SSA | N/A | 33.6"/ 36" | 96" | 19" | ds or ps | 9" Auger w/3/8" fighting, Hydraulic |

| PART NUMBER | CAPACITY | HEIGHT | WIDTH | LENGTH OVERALL | DROP POSITION | FEED MECHANISM |
|-----------------------------------|----------|---------------|-----------------|-------------------|------------------|--|
| REPLACEMENT TAILGATE PG 36 | | | | | | |
| 9035100 | N/A | 37.2- 40.2 | 84.25- 90.25 | N/A | center | 6" Auger w/3/8" fighting, Electric |
| 9035101 | N/A | 37.2- 40.2 | 84.25- 90.25 | N/A | ds | 6" Auger w/3/8" fighting, Electric |
| 9035102 | N/A | 35.5- 38.5 | 84.25- 90.25 | N/A | center | 6" Auger w/3/8" fighting, Hydraulic |
| 9035103 | N/A | 35.5- 38.5 | 84.25- 90.25 | N/A | ds | 6" Auger w/3/8" fighting, Hydraulic |
| 5535000 | N/A | 36" | 73" - 95" | N/A | center | Dual Flight Augers w/Mixing Tines |

THE DOGG DAYS OF WINTER ARE YOU READY?

Prepare your fleet. Battle the elements.

With SaltDogg® by Buyers' extensive line of Tailgate, V-Box and Walk Behind Spreaders you will be sure to stay one step ahead of the elements. 100 plus spreaders have proven to be tough and reliable enough to represent the SaltDogg name. No matter your application, from SUV, 1/2-ton, 3/4-ton to municipal there is a SaltDogg for you.





www.snowdogg.com

SaltDogg
by Buyers



DESIGN BUILD DISTRIBUTE SUPPORT



600 Harris
St. Louis, MO 63147

Phone # 314-389-7705
Fax # 314-389-2010