

DRAFT

Section 3 – Scoping and Design Projects

2017 – 2021 Scoping and Design Projects

The purpose of this section is to identify potential future highway and bridge projects. These projects may be in the evaluation stage, which is called project scoping, or may be further along in the preliminary design process. **Projects listed in this section are not commitments to construct or implement an improvement.** These commitments won't be made until the NEPA process is completed. These projects are being included in the STIP for informational purposes and subsequent phases have not yet been determined or are beyond the STIP horizon period.

After needs have been identified and prioritized, the higher priority needs are included in this section. Next, a core team is formed, comprising personnel from various MoDOT departments. The core team investigates the problem or concern. The core team develops several solutions that may be either short term or long term. Some problems have no transportation or construction solution and instead may require public education or assistance through law enforcement.

Once a solution is selected, additional preliminary design work occurs. Design progresses up to a point at which MoDOT is confident the solution will properly address the problem or concern and of the improvement's cost. The potential project moves into the next stage of the planning framework, which is the prioritization and selection of projects for construction. Projects that have been prioritized and selected for construction are listed in the construction program (see Section 4.) Only the construction projects in Section 4 represent a commitment by MoDOT to build the project.

Please see Section 2 for additional discussion regarding how a need becomes a project through the planning framework process of identifying and prioritizing needs, to developing solutions, to prioritizing and selecting projects for construction.

The amount of time a potential project spends in the scoping and design phase varies. Some potential projects are more complex than others, and they might remain in the scoping and design phase for several years. This is especially true for projects such as Missouri and Mississippi River bridge replacements, new roadway construction, or converting a two-lane road to a four-lane road.



2017 - 2021 Scoping and Design Projects

Transportation Planning

P.O. Box 270
Jefferson City, MO 65102

						STATE FISCAL YEAR PROJECT BUDGETING (ENGINEERING)		
						Prior Prog.	7/2016- 6/2017	7/2017- 6/2021
County: Andrew Route: IS 29 Anticipated Federal Category: NHPP	Job No: 113109	Scoping for bridge improvements over Hopkins Creek, 0.2 mile south of Rte. T near Amazonia. Project involves twin bridges A1293 in the northbound and southbound lanes.	Fed 3	State 1	Local 0 Future Cost: 1,001 - 2,000	3	3	1
County: Andrew Route: RT DD Anticipated Federal Category: S.T.P.	Job No: 153171	Scoping for pavement improvements from Rte. T, in Savannah, to Rte. 59 in St. Joseph.	Fed 3	State 0	Local 0 Future Cost: 301 - 1,000	0	2	1
County: Atchison Route: IS 29 Anticipated Federal Category: NHPP	Job No: 113110	Scoping for bridge improvements over the Nishnabotna River, 1 mile south of the Iowa State line. Involves twin bridges A2369 in the northbound and the southbound lanes.	Fed 3	State 1	Local 0 Future Cost: 1,001 - 2,000	3	3	1
County: Buchanan Route: IS 229 Anticipated Federal Category: NHPP	Job No: 110904	Scoping for pavement improvements from Rte. 371 (22nd Street) to I-29 in St. Joseph.	Fed 3	State 0	Local 0 Future Cost: 1,001 - 2,000	5	2	1
County: Buchanan Route: IS 229 Anticipated Federal Category: NHPP	Job No: 113053	Scoping for bridge improvements on I-229 viaduct in downtown St. Joseph. Project involves twin bridges A2225.	Fed 8	State 2	Local 0 Future Cost: 10,001 - 15,000 Federal Oversight	15	5	5
County: Buchanan Route: RT AC Anticipated Federal Category: S.T.P.	Job No: 153030	Scoping for bridge and intersection improvements at Rte. 36 intersection in St. Joseph. Project involves bridge A2822.	Fed 8	State 2	Local 0 Future Cost: 2,001 - 5,000	12	5	5
County: Caldwell Route: US 36 Anticipated Federal Category: NHPP	Job No: 1P3165	Scoping for pavement improvements from Rte. 13 to the Livingston County line, near Hamilton. Westbound lanes only.	Fed 3	State 0	Local 0 Future Cost: 2,001 - 5,000	0	2	1



2017 - 2021 Scoping and Design Projects

Transportation Planning

P.O. Box 270
Jefferson City, MO 65102

						STATE FISCAL YEAR PROJECT BUDGETING (ENGINEERING)		
						Prior Prog.	7/2016- 6/2017	7/2017- 6/2021
County: Carroll Route: RT Z Anticipated Federal Category: NHPP	Job No: 2S2185	Scoping for bridge improvements over Tater Hill Creek, 1.1 miles north of Rte. 65. Project involves bridge T0267.	Fed 3	State 0	Local 0 Future Cost: 301 - 1,000	20	2	1
County: Chariton Route: MO 129 Anticipated Federal Category: S.T.P.	Job No: 1S3170	Scoping for pavement improvements from Rte. 36 to Rte. 24 in Salisbury.	Fed 3	State 0	Local 0 Future Cost: 1,001 - 2,000	0	2	1
County: Chariton Route: MO 139 Anticipated Federal Category: NHPP	Job No: 1S3157	Scoping for bridge improvements over Grand River Overflow, 1.6 miles west of Rte. EE near Sumner. Project involves bridge R0420.	Fed 3	State 1	Local 0 Future Cost: 1,001 - 2,000	0	3	1
County: Chariton Route: MO 5 Anticipated Federal Category: S.T.P.	Job No: 1P3024	Scoping for pavement improvements from Marceline to Rte. 24 in Keytesville.	Fed 3	State 0	Local 0 Future Cost: 2,001 - 5,000	35	2	1
County: Daviess Route: MO 190 Anticipated Federal Category: NHPP	Job No: 1S3159	Scoping for bridge improvements over Clear Creek, 0.3 mile east of Rte. V near Lock Springs. Project involves bridge S0442.	Fed 3	State 1	Local 0 Future Cost: 301 - 1,000	0	3	1
County: Dekalb Route: US 36 Anticipated Federal Category: NHPP	Job No: 1P3145	Scoping for intersection improvements at I-35, and at Bob Griffin Road in Cameron.	Fed 8	State 2	Local 0 Future Cost: 5,001 - 10,000	0	5	5
County: Dekalb Route: RT A Anticipated Federal Category: NHPP	Job No: 1S3136	Scoping for bridge improvements over Lost Creek, 0.5 mile south of Rte. W near Maysville. Involves bridge A1378.	Fed 14	State 3	Local 0 Future Cost: 301 - 1,000	0	2	15
County: Gentry Route: US 169 Anticipated Federal Category: NHPP	Job No: 1P3106	Scoping for bridge improvements over Middle Fork Grand River, 0.6 mile east of Rte. YY near Gentry. Project involves bridge A0729.	Fed 14	State 3	Local 0 Future Cost: 301 - 1,000	3	2	15



2017 - 2021 Scoping and Design Projects

Transportation Planning

P.O. Box 270
Jefferson City, MO 65102

						STATE FISCAL YEAR PROJECT BUDGETING (ENGINEERING)		
						Prior Prog.	7/2016- 6/2017	7/2017- 6/2021
County: Grundy	Route: MO 6	Job No: 1P3144	Scoping for resurface driving lanes and improvements to pedestrian ramps in Trenton from west city limits to Rte. 65.	Fed 8	State 2	Local 0	0	5
Anticipated Federal Category: NHPP				Future Cost: 301 - 1,000				
County: Harrison	Route: IS 35	Job No: 110914	Scoping for pavement improvements from Rte. 136 to Rte. C.	Fed 5	State 1	Local 0	5	1
Anticipated Federal Category: NHPP				Future Cost: 5,001 - 10,000				
County: Harrison	Route: IS 35	Job No: 113169	Scoping for pavement improvements from Iowa State line to Rte. N at Eagleville.	Fed 5	State 1	Local 0	0	1
Anticipated Federal Category: NHPP				Future Cost: 2,001 - 5,000				
County: Harrison	Route: RT P	Job No: 1S3158	Scoping for bridge improvements over White Oak Creek, 0.4 mile west of Rte. TT near McFall. Project involves bridge P0576.	Fed 3	State 1	Local 0	0	3
Anticipated Federal Category: NHPP				Future Cost: 301 - 1,000				
County: Holt	Route: RT B	Job No: 1S3061	Scoping for bridge improvements over I-29 near Oregon. Project involves bridge A1834.	Fed 3	State 1	Local 0	6	3
Anticipated Federal Category: NHPP				Future Cost: 301 - 1,000				
County: Holt	Route: RT H	Job No: 1S3162	Scoping for bridge improvements over Nichols Creek, 0.3 mile east of Rte. B, near Oregon. Project involves bridge P0997.	Fed 3	State 1	Local 0	0	3
Anticipated Federal Category: NHPP				Future Cost: 301 - 1,000				
County: Holt	Route: RT T	Job No: 1S3062	Scoping for bridge improvements over Mill Creek, 1.8 miles south of Rte. 111 near Forest City. Project involves bridge N0811.	Fed 3	State 1	Local 0	6	3
Anticipated Federal Category: NHPP				Future Cost: 301 - 1,000				
County: Holt	Route: RT T	Job No: 1S3070	Scoping for bridge improvements over Spring Creek, 0.5 mile south of Rte. O near Oregon. Project involves bridge R0223.	Fed 3	State 1	Local 0	6	3
Anticipated Federal Category: NHPP				Future Cost: 301 - 1,000				



2017 - 2021 Scoping and Design Projects

Transportation Planning

P.O. Box 270
Jefferson City, MO 65102

						STATE FISCAL YEAR PROJECT BUDGETING (ENGINEERING)		
						Prior Prog.	7/2016- 6/2017	7/2017- 6/2021
County: Holt Route: RT T Anticipated Federal Category: NHPP	Job No: 1S3071	Scoping for bridge improvements over Easter Creek, 0.8 mile north of Rte. U near Oregon. Project involves bridge R0224.	Fed 3	State 1	Local 0 Future Cost: 301 - 1,000	6	3	1
County: Livingston Route: MO 190 Anticipated Federal Category: NHPP	Job No: 1S3156	Scoping for bridge improvements over the Thompson River, 0.9 mile east of Rte. Y, near Chillicothe. Project involves bridge A1376.	Fed 3	State 1	Local 0 Future Cost: 2,001 - 5,000	0	3	1
County: Livingston Route: US 65 Anticipated Federal Category: NHPP	Job No: 1P3114	Scoping for bridge improvements over the Grand River, 1.3 miles south of Rte. 36 near Chillicothe. Project involves bridge A1249.	Fed 3	State 1	Local 0 Future Cost: 2,001 - 5,000	3	3	1
County: Mercer Route: RT BB Anticipated Federal Category: NHPP	Job No: 1S3161	Scoping for bridge improvements over Branch of Weldon Fork Creek, 3.5 miles west of Rte. 65, near Mercer. Project involves bridge N0855.	Fed 3	State 1	Local 0 Future Cost: 301 - 1,000	0	3	1
County: Nodaway Route: US 136 Anticipated Federal Category: NHPP	Job No: 1P3107	Scoping for bridge improvements over Mazingo Creek, 1 mile east of Rte. F near Maryville. Project involves bridge H0512.	Fed 3	State 1	Local 0 Future Cost: 301 - 1,000	3	3	1
County: Nodaway Route: US 136 Anticipated Federal Category: NHPP	Job No: 1P3160	Scoping for bridge improvements over Long Branch, 1.2 miles west of Rte. E, near Ravenwood. Project involves bridge H0513.	Fed 3	State 1	Local 0 Future Cost: 301 - 1,000	0	3	1
County: Putnam Route: MO 129 Anticipated Federal Category: S.T.P.	Job No: 1P3168	Scoping for pavement improvements from Rte. 136 to Rte. 6 in Green City.	Fed 3	State 0	Local 0 Future Cost: 1,001 - 2,000	0	2	1



2017 - 2021 Scoping and Design Projects

Transportation Planning

P.O. Box 270
Jefferson City, MO 65102

						STATE FISCAL YEAR PROJECT BUDGETING (ENGINEERING)		
						Prior Prog.	7/2016- 6/2017	7/2017- 6/2021
County: Putnam Route: MO 5 Anticipated Federal Category: S.T.P.	Job No: 1P3073	Scoping to improve pavement condition from Rte. 136, at Unionville, to Rte. 6 near Milan.	Fed 3	State 0	Local 0 Future Cost: 2,001 - 5,000	8	2	1
County: Putnam Route: RT Y Anticipated Federal Category: NHPP	Job No: 1S3163	Scoping for bridge improvements over North Blackbird Creek, 2.6 miles south of Rte. 129 near Unionville. Project involves bridge P0834.	Fed 3	State 1	Local 0 Future Cost: 301 - 1,000	0	3	1
County: Sullivan Route: RT M Anticipated Federal Category: S.T.P.	Job No: 1S3167	Scoping for pavement improvements from Rte. 0 to Rte. 11 in Brookfield.	Fed 3	State 0	Local 0 Future Cost: 1,001 - 2,000	0	2	1
County: Sullivan Route: RT N Anticipated Federal Category: NHPP	Job No: 1S3164	Scoping for bridge improvements over East Locust Creek 1.5, miles east of Rte. 5 near Milan. Project involves bridge A1958.	Fed 3	State 1	Local 0 Future Cost: 1,001 - 2,000	0	3	1
County: Worth Route: MO 46 Anticipated Federal Category: S.T.P.	Job No: 1S3172	Scoping for pavement improvements from Rte. 246 to Rte. 169 in Grant City.	Fed 3	State 0	Local 0 Future Cost: 2,001 - 5,000	0	2	1
AC-State 0 Fed 151 State 33 Local 0 District Engineering Total:						139	105	79



2017 - 2021 Scoping and Design Projects

Transportation Planning

P.O. Box 270
Jefferson City, MO 65102

	2017	2018	2019	2020	2021
State	23	10	0	0	0
AC-State	0	0	0	0	0
Local	0	0	0	0	0
Sub-total State	23	10	0	0	0
Federal					
Sub-total Federal	82	69	0	0	0
Grand Total	105	79	0	0	0



2017 - 2021 Scoping and Design Projects

Transportation Planning

P.O. Box 270
Jefferson City, MO 65102

						STATE FISCAL YEAR PROJECT BUDGETING (ENGINEERING)		
						Prior Prog.	7/2016- 6/2017	7/2017- 6/2021
County: Audrain Route: US 54 Anticipated Federal Category: Safety	Job No: 2P3157	Scoping for intersection improvements at Rte. 19 south junction (Scott's Corner), south of Laddonia.	Fed 18	State 2	Local 0 Future Cost: 2,001 - 5,000	0	10	10
County: Audrain Route: RT J Anticipated Federal Category: NHPP	Job No: 2S3071	Scoping for bridge improvements over Mid Lick Creek 1.2 miles west of Rte. 19 near Laddonia. Project involves bridge A0217.	Fed 12	State 3	Local 0 Future Cost: 301 - 1,000	0	10	5
County: Clark Route: US 61 Anticipated Federal Category: NHPP	Job No: 2P3151	Scoping for pavement improvements on southbound lanes from Fox River to 1.2 miles north of Rte. B in Lewis County near Canton (Seven disconnected sections).	Fed 4	State 2	Local 0 Future Cost: 2,001 - 5,000	0	3	3
County: Knox Route: MO 15 Anticipated Federal Category: S.T.P.	Job No: 2P3103	Scoping for pavement improvements from Rte. 6 north junction at Edina to Rte. 168 at Shelbyville (Shelby Co.).	Fed 4	State 0	Local 0 Future Cost: 2,001 - 5,000	2	2	2
County: Knox Route: MO 156 Anticipated Federal Category: NHPP	Job No: 2S3146	Scoping for bridge improvements over North River 0.3 mile west of Rte. 15 near Novelty. Project involves bridge S0119.	Fed 8	State 2	Local 0 Future Cost: 301 - 1,000	0	5	5
County: Lewis Route: RT C Anticipated Federal Category: NHPP	Job No: 2S3148	Scoping for bridge improvements over Durgen Creek 1.0 mile west of Rte. P near LaGrange. Project involves bridge T0808.	Fed 12	State 3	Local 0 Future Cost: 301 - 1,000	0	10	5
County: Lincoln Route: MO 47 Anticipated Federal Category: S.T.P.	Job No: 2P3014	Scoping for pavement and shoulder improvements from 0.3 mile west of Rtes. H and J in Troy to Rtes. A and D in Hawk Point.	Fed 4	State 0	Local 0 Future Cost: 5,001 - 10,000	14	2	2
County: Lincoln Route: MO 47 Anticipated Federal Category: S.T.P.	Job No: 2P3043	Scoping for interchange improvements at Rte. 61 in Troy. Project involves bridge A2604.	Fed 16	State 4	Local 0 Future Cost: 5,001 - 10,000	0	10	10



2017 - 2021 Scoping and Design Projects

Transportation Planning

P.O. Box 270
Jefferson City, MO 65102

							STATE FISCAL YEAR PROJECT BUDGETING (ENGINEERING)		
							Prior Prog.	7/2016- 6/2017	7/2017- 6/2021
County: Macon Route: US 63 Anticipated Federal Category: NHPP	Job No: 2P3042	Scoping for interchange improvements at Rte. 36 in Macon.	Fed 8	State 2	Local 0	Future Cost: 301 - 1,000	6	5	5
County: Macon Route: RT D Anticipated Federal Category: S.T.P.	Job No: 2S2168	Scoping for bridge improvements over BNSF Railway in La Plata. Project involves bridge K0516.	Fed 12	State 3	Local 0	Future Cost: 1,001 - 2,000	20	10	5
County: Macon Route: RT O Anticipated Federal Category: S.T.P.	Job No: 2S3155	Scoping for pavement improvements from 0.3 mile north of Rte. 36 interchange to south ramps at interchange at Bevier.	Fed 4	State 0	Local 0	Future Cost: 1 - 300	0	2	2
County: Monroe Route: RT M Anticipated Federal Category: NHPP	Job No: 2S3147	Scoping for bridge improvements over Milligan Creek 0.9 mile west of Rte. Y near Middle Grove. Project involves bridge T0382.	Fed 12	State 3	Local 0	Future Cost: 301 - 1,000	0	10	5
County: Montgomery Route: MO 19 Anticipated Federal Category: NHPP	Job No: 2P3090	Scoping for bridge improvements over I-70 near New Florence. Project involves bridge A0986.	Fed 12	State 3	Local 0	Future Cost: 1,001 - 2,000	2	10	5
County: Pike Route: US 54 Anticipated Federal Category: NHPP	Job No: 3P2209	Environmental Assessment and location study for Champ Clark Bridge over Mississippi River at Louisiana. Project involves bridge K0932. Design/Build project.	Fed 4	State 1	Local 0	Future Cost: 0	275	5	0
							Federal Oversight		
County: Randolph Route: BU 63 Anticipated Federal Category: S.T.P.	Job No: 2P2214	Scoping for pavement improvements from south of Rte. 63 to south of Rte. EE in Moberly.	Fed 12	State 3	Local 0	Future Cost: 301 - 1,000	13	10	5



2017 - 2021 Scoping and Design Projects

Transportation Planning

P.O. Box 270
Jefferson City, MO 65102

						STATE FISCAL YEAR PROJECT BUDGETING (ENGINEERING)		
						Prior Prog.	7/2016- 6/2017	7/2017- 6/2021
County: Schuyler Route: US 136 Anticipated Federal Category: NHPP	Job No: 2P0791	Scoping for bridge improvements over abandoned railway 1.2 miles west of Rte. 63 near Lancaster. Project involves bridge A0116.	Fed 8	State 2	Local 0 Future Cost: 301 - 1,000	15	5	5
County: Scotland Route: MO 15 Anticipated Federal Category: NHPP	Job No: 2P3089	Scoping for bridge improvements over Wyaconda River 0.1 mile south of Rte. BB near Memphis. Project involves bridge H0857.	Fed 12	State 3	Local 0 Future Cost: 301 - 1,000	2	10	5
County: Shelby Route: MO 15 Anticipated Federal Category: S.T.P.	Job No: 2P3104	Scoping for pavement improvements from Rte. 168 at Shelbyville to just north of Rte. 36 at Shelbyna.	Fed 4	State 0	Local 0 Future Cost: 2,001 - 5,000	2	2	2
County: Shelby Route: RT K Anticipated Federal Category: NHPP	Job No: 2S3149	Scoping for bridge improvements over Black Creek 1.1 miles west of Rte. 15 near Shelbyville. Project involves bridge P0238.	Fed 12	State 3	Local 0 Future Cost: 301 - 1,000	0	10	5
AC-State 0			Fed 264	State 57	Local 0	District Engineering Total:		
						367	188	133



2017 - 2021 Scoping and Design Projects

Transportation Planning

P.O. Box 270
Jefferson City, MO 65102

	2017	2018	2019	2020	2021
State	34	23	0	0	0
AC-State	0	0	0	0	0
Local	0	0	0	0	0
Sub-total State	34	23	0	0	0
Federal					
Sub-total Federal	154	110	0	0	0
Grand Total	188	133	0	0	0



2017 - 2021 Scoping and Design Projects

Transportation Planning

P.O. Box 270
Jefferson City, MO 65102

						STATE FISCAL YEAR PROJECT BUDGETING (ENGINEERING)		
						Prior Prog.	7/2016- 6/2017	7/2017- 6/2021
County: Johnson Route: MO 23 Anticipated Federal Category: State	Job No: 353076	Scoping for intersection improvements at Whiteman AFB entrance in Knob Noster.	Fed 0	State 30	Local 0 Future Cost: 301 - 1,000	0	15	15
County: Johnson Route: MO 23 Anticipated Federal Category: State	Job No: 353087	Scoping for pavement improvements from Rte. DD to Rte. 2.	Fed 0	State 8	Local 0 Future Cost: 2,001 - 5,000	0	2	6
County: Johnson Route: US 50 Anticipated Federal Category: NHPP	Job No: 3P3074	Scoping for bridge improvements at Business 13/Maguire Street in Warrensburg. Project involves bridge A0143.	Fed 24	State 6	Local 0 Future Cost: 2,001 - 5,000	0	10	20
County: Johnson Route: US 50 Anticipated Federal Category: Safety	Job No: 3P3077	Scoping for safety and intersection improvements at Rte. 131.	Fed 21	State 4	Local 0 Future Cost: 1,001 - 2,000	0	5	20
County: Johnson Route: US 50 Anticipated Federal Category: NHPP	Job No: 3P3095	Scoping for bridge improvements over UP RR east of Knob Noster. Project involves bridge L0801.	Fed 16	State 4	Local 0 Future Cost: 1,001 - 2,000	0	5	15
County: Johnson Route: RT E Anticipated Federal Category: NHPP	Job No: 353082	Scoping for bridge improvements at Black Jack Creek. Project involves bridge T0819.	Fed 8	State 0	Local 0 Future Cost: 301 - 1,000	0	2	6
County: Johnson Route: RT W Anticipated Federal Category: NHPP	Job No: 353094	Scoping for bridge improvements at Blackwater River. Project involves bridge P0544.	Fed 8	State 0	Local 0 Future Cost: 301 - 1,000	0	2	6
County: Lafayette Route: MO 13 Anticipated Federal Category: NHPP	Job No: 4P2333	Scoping for roadway improvements from I-70 in Higginsville to the Warrensburg north loop.	Fed 8	State 1	Local 0 Future Cost: 25,001 - 50,000	61	5	4
County: Lafayette Route: MO 131 Anticipated Federal Category: Safety	Job No: 353083	Scoping for safety improvements from Odessa south city limits to Rte. 50.	Fed 21	State 4	Local 0 Future Cost: 2,001 - 5,000	0	10	15



2017 - 2021 Scoping and Design Projects

Transportation Planning

P.O. Box 270
Jefferson City, MO 65102

						STATE FISCAL YEAR PROJECT BUDGETING (ENGINEERING)		
						Prior Prog.	7/2016- 6/2017	7/2017- 6/2021
County: Lafayette Route: IS 70 Anticipated Federal Category: NHPP	Job No: 3I3075	Scoping for bridge and operational improvements at Rte. 131 in Odessa. Project involves bridge A0057.	Fed 36	State 4	Local 0 Future Cost: 2,001 - 5,000	0	10	30
County: Pettis Route: US 50 Anticipated Federal Category: NHPP	Job No: 3P3073	Scoping for intersection improvements at Main Street in Sedalia.	Fed 26	State 6	Local 0 Future Cost: 301 - 1,000	0	5	27
County: Pettis Route: US 50 Anticipated Federal Category: Safety	Job No: 3P3078	Scoping for safety and intersection improvements at Rte. 127.	Fed 36	State 4	Local 0 Future Cost: 1,001 - 2,000	0	10	30
County: Pettis Route: US 50 Anticipated Federal Category: NHPP	Job No: 3P3080	Scoping for pavement rehabilitation project from Sedalia Sub RR line east to Morgan County.	Fed 8	State 0	Local 0 Future Cost: 1,001 - 2,000	0	2	6
County: Pettis Route: US 50 Anticipated Federal Category: NHPP	Job No: 5P0626	Scoping for future corridor improvements from Sedalia to west of Syracuse.	Fed 8	State 0	Local 0 Future Cost: 25,001 - 50,000 Federal Oversight	187	2	6
County: Pettis Route: US 65 Anticipated Federal Category: NHPP	Job No: 3P3086	Scoping for pavement improvements from Saline County line to Route H.	Fed 8	State 0	Local 0 Future Cost: 5,001 - 10,000	0	2	6
County: Pettis Route: RT O Anticipated Federal Category: NHPP	Job No: 3S3090	Scoping for bridge improvements at Muddy Creek. Project involves bridge X0861.	Fed 8	State 0	Local 0 Future Cost: 301 - 1,000	0	2	6
County: Ray Route: RT J Anticipated Federal Category: NHPP	Job No: 3S3089	Scoping for bridge improvements at Crooked River. Project involves bridge A2688.	Fed 8	State 0	Local 0 Future Cost: 301 - 1,000	0	2	6



2017 - 2021 Scoping and Design Projects

Transportation Planning

P.O. Box 270
Jefferson City, MO 65102

						STATE FISCAL YEAR PROJECT BUDGETING (ENGINEERING)		
						Prior Prog.	7/2016- 6/2017	7/2017- 6/2021
County: Saline Route: MO 122 Anticipated Federal Category: NHPP	Job No: 3S3091	Scoping for bridge improvements at Muddy Creek. Project involves bridge T0576.	Fed 8	State 0	Local 0 Future Cost: 301 - 1,000	0	2	6
County: Saline Route: MO 41 Anticipated Federal Category: NHPP	Job No: 3P3092	Scoping for bridge improvements at Muddy Creek. Project involves bridge H0920.	Fed 8	State 0	Local 0 Future Cost: 301 - 1,000	0	2	6
County: Saline Route: MO 41 Anticipated Federal Category: NHPP	Job No: 3P3093	Scoping for bridge improvements over Rte. O and Railroad. Project involves bridge A2875.	Fed 8	State 0	Local 0 Future Cost: 1,001 - 2,000	0	2	6
County: Saline Route: IS 70 Anticipated Federal Category: NHPP	Job No: 3I3046	Scoping for pavement improvements from Rte. Y to the Blackwater River Bridge.	Fed 16	State 4	Local 0 Future Cost: 5,001 - 10,000	5	5	15
County: Various Route: Various Anticipated Federal Category: S.T.P.	Job No: 3P3069	Scoping for signal improvements at various locations in the rural Kansas City District.	Fed 20	State 5	Local 0 Future Cost: 1 - 300	0	10	15
County: Various Route: Various Anticipated Federal Category: Safety	Job No: 3P3085	Scoping for safety improvements at various locations in the rural Kansas City District.	Fed 36	State 4	Local 0 Future Cost: 301 - 1,000	0	10	30
County: Various Route: Various Anticipated Federal Category: NHPP	Job No: 3P3096	Scoping for bridge improvements at various locations in the rural Kansas City District.	Fed 20	State 5	Local 0 Future Cost: 301 - 1,000	0	5	20
County: Various Route: Various Anticipated Federal Category: NHPP	Job No: 3P3097	Scoping for bridge improvements at various locations in the rural Kansas City District.	Fed 6	State 0	Local 0 Future Cost: 301 - 1,000	0	2	4
AC-State 0			Fed 366	State 89	Local 0 District Engineering Total:	253	129	326



2017 - 2021 Scoping and Design Projects

Transportation Planning

P.O. Box 270
Jefferson City, MO 65102

	2017	2018	2019	2020	2021
State	31	28	17	11	2
AC-State	0	0	0	0	0
Local	0	0	0	0	0
Sub-total State	31	28	17	11	2
Federal					
Sub-total Federal	98	108	81	71	8
Grand Total	129	136	98	82	10



2017 - 2021 Scoping and Design Projects

Transportation Planning

P.O. Box 270
Jefferson City, MO 65102

						STATE FISCAL YEAR PROJECT BUDGETING (ENGINEERING)		
						Prior Prog.	7/2016- 6/2017	7/2017- 6/2021
County: Cass Route: IS 49 Anticipated Federal Category: NHPP	Job No: 4I2291	Scoping for capacity improvements from 155th Street to North Cass Parkway in Belton.	Fed 16	State 4	Local 0 Future Cost: 25,001 - 50,000 Federal Oversight	77	5	15
County: Cass Route: IS 49 Anticipated Federal Category: NHPP	Job No: 4I3129	Scoping for interchange improvements at Rte. 58 in Belton.	Fed 24	State 6	Local 0 Future Cost: 15,001 - 25,000	50	10	20
County: Clay Route: MO 1 Anticipated Federal Category: State	Job No: 4S3205	Scoping for intersection improvements at Parvin Rd. in Kansas City.	Fed 0	State 25	Local 0 Future Cost: 301 - 1,000	0	5	20
County: Clay Route: US 169 Anticipated Federal Category: State	Job No: 4P3215	Scoping for pavement improvement from Commercial Ave. to south of Barry Road.	Fed 0	State 8	Local 0 Future Cost: 2,001 - 5,000	0	2	6
County: Clay Route: US 169 Anticipated Federal Category: NHPP	Job No: 4S3165	Environmental Study for Broadway Bridge over the Missouri River and I-70 North Loop. Project involves the bridge A4649.	Fed 16	State 4	Local 0 Future Cost: 0	0	10	10
County: Clay Route: IS 29 Anticipated Federal Category: NHPP	Job No: 4I3087	Scoping for operational corridor improvements from I-635 to Rt. 210 in Kansas City. Includes I-35 from I-435 to Rt. 210 in Kansas City.	Fed 36	State 4	Local 0 Future Cost: 25,001 - 50,000 Federal Oversight	217	10	30
County: Clay Route: MO 291 Anticipated Federal Category: State	Job No: 4P3203	Scoping for intersection improvements at Kansas St. in Liberty.	Fed 0	State 40	Local 0 Future Cost: 2,001 - 5,000	0	10	30
County: Clay Route: MO 33 Anticipated Federal Category: State	Job No: 4S3204	Scoping for intersection improvements at 162nd St in Kearney.	Fed 0	State 6	Local 0 Future Cost: 1 - 300	0	2	4



2017 - 2021 Scoping and Design Projects

Transportation Planning

P.O. Box 270
Jefferson City, MO 65102

						STATE FISCAL YEAR PROJECT BUDGETING (ENGINEERING)		
						Prior Prog.	7/2016- 6/2017	7/2017- 6/2021
County: Clay Route: IS 35 Anticipated Federal Category: NHPP	Job No: 4I2006	Scoping to determine need for interchange south of Rte. 92 at 19th Street in Kearney.	Fed 18	State 2	Local 0 Future Cost: 10,001 - 15,000 Federal Oversight	21	10	10
County: Clay Route: IS 35 Anticipated Federal Category: NHPP	Job No: 4I3219	Scoping for bridge improvements at 128th Street. Project involves bridge R0476.	Fed 10	State 0	Local 0 Future Cost: 301 - 1,000	0	2	8
County: Clay Route: IS 435 Anticipated Federal Category: NHPP	Job No: 4I3189	Scoping for bridge improvements at the Missouri River. Project involves twin bridge A0767.	Fed 32	State 8	Local 0 Future Cost: 75,001 - 100,000	0	10	30
County: Clay Route: MO 92 Anticipated Federal Category: Safety	Job No: 4P3213	Scoping for safety improvements from Commercial Avenue to Excelsior Springs City limit.	Fed 21	State 4	Local 0 Future Cost: 2,001 - 5,000	0	10	15
County: Clay Route: RT DD Anticipated Federal Category: NHPP	Job No: 4S3220	Scoping for bridge improvements at Willkerson Cr. Project involves bridge R0269.	Fed 10	State 0	Local 0 Future Cost: 1 - 300	0	2	8
County: Jackson Route: MO 150 Anticipated Federal Category: State	Job No: 4S3201	Scoping for signal improvements at Arborlake Dr. in Lee's Summit.	Fed 0	State 75	Local 0 Future Cost: 301 - 1,000	0	65	10
County: Jackson Route: US 24 Anticipated Federal Category: NHPP	Job No: 4P3015	Scoping for bridge improvements at the Union Pacific Railroad, Drainage Ditch and Fire Prairie Creek near Buckner. Project involves bridges J0806, J0807, J0810 and J0844.	Fed 24	State 6	Local 0 Future Cost: 2,001 - 5,000	26	10	20
County: Jackson Route: IS 29 Anticipated Federal Category: NHPP	Job No: 4I3127	Scoping for pavement improvements from The Paseo to Eighth Street in Kansas City.	Fed 16	State 4	Local 0 Future Cost: 5,001 - 10,000	5	5	15



2017 - 2021 Scoping and Design Projects

Transportation Planning

P.O. Box 270
Jefferson City, MO 65102

						STATE FISCAL YEAR PROJECT BUDGETING (ENGINEERING)		
						Prior Prog.	7/2016- 6/2017	7/2017- 6/2021
County: Jackson Route: IS 435 Anticipated Federal Category: NHPP	Job No: 4I3126	Scoping for pavement improvements from Rte. 78 to Raytown Road in Kansas City.	Fed 16	State 4	Local 0 Future Cost: 5,001 - 10,000	5	5	15
County: Jackson Route: IS 470 Anticipated Federal Category: NHPP	Job No: 4I3194	Scoping for bridge and operational improvements from Little Blue River in Independence to 39th Street in Independence. Project involves bridges A1340, A1349, A1347, A1346.	Fed 72	State 8	Local 0 Future Cost: 25,001 - 50,000	0	20	60
County: Jackson Route: IS 470 Anticipated Federal Category: NHPP	Job No: 4I3221	Scoping for bridge improvements at Hillcrest Dr. Project involves bridge A2199.	Fed 10	State 0	Local 0 Future Cost: 301 - 1,000	0	2	8
County: Jackson Route: IS 49 Anticipated Federal Category: NHPP	Job No: 4I3217	Scoping for bridge improvements at 140th Street. Project involves bridge A0119.	Fed 10	State 0	Local 0 Future Cost: 1,001 - 2,000	0	2	8
County: Jackson Route: OR 49 Anticipated Federal Category: NHPP	Job No: 4P2237	Scoping for the conversion of the outer roads of I-49 to two-way traffic on the east outer road from Rte. 150 to Blue Ridge Boulevard and on the west outer road from Blue Ridge Boulevard to 0.5 mile north of Rte. 150 in Grandview.	Fed 144	State 36	Local 0 Future Cost: 25,001 - 50,000 Federal Oversight	965	120	60
County: Jackson Route: US 50 Anticipated Federal Category: NHPP	Job No: 4P2336	Scoping for corridor Improvements from Chipman Road to Todd George Parkway in Lee's Summit.	Fed 12	State 3	Local 0 Future Cost: 50,001 - 75,000 Federal Oversight	365	5	10
County: Jackson Route: US 50 Anticipated Federal Category: NHPP	Job No: 4P3009	Scoping for bridge improvements at Chipman Road in Lee's Summit. Project involves bridges A3262 and A2482.	Fed 12	State 3	Local 0 Future Cost: 1,001 - 2,000	22	5	10



2017 - 2021 Scoping and Design Projects

Transportation Planning

P.O. Box 270
Jefferson City, MO 65102

							STATE FISCAL YEAR PROJECT BUDGETING (ENGINEERING)			
							Prior Prog.	7/2016- 6/2017	7/2017- 6/2021	
County: Jackson Route: US 50		Job No: 4P3096B	Scoping for interchange improvements at 3rd Street in Lee's Summit.		Fed 0	State 15	Local 0	215	5	10
Anticipated Federal Category: State					Future Cost: 1,001 - 2,000					
County: Jackson Route: US 50		Job No: 4P3196	Scoping for bridge and operational improvements at Rte. 291 North in Lee's Summit. Project involves bridge A1748.		Fed 192	State 48	Local 0	0	125	115
Anticipated Federal Category: NHPP					Future Cost: 15,001 - 25,000					
County: Jackson Route: US 50		Job No: 4P3206	Scoping for safety and intersection improvements at Buckner-Tarsney Rd.		Fed 54	State 6	Local 0	0	10	50
Anticipated Federal Category: Safety					Future Cost: 1,001 - 2,000					
County: Jackson Route: MO 7		Job No: 4S3167	Scoping for signal improvements at 8th Street/South Ave. in Blue Springs.		Fed 18	State 4	Local 0	0	11	11
Anticipated Federal Category: S.T.P.					Future Cost: 1 - 300					
County: Jackson Route: MO 7		Job No: 4S3210	Scoping for pavement improvements from Victor Dr. to Wyatt Rd. in Blue Springs.		Fed 0	State 8	Local 0	0	2	6
Anticipated Federal Category: State					Future Cost: 1,001 - 2,000					
County: Jackson Route: IS 70		Job No: 4I1486C	Second tier environmental impact statement from the downtown loop in Kansas City to west of the I-435 interchange.		Fed 18	State 2	Local 0	2,485	10	10
Anticipated Federal Category: NHPP					Future Cost: > 100,000					
							Federal Oversight			
County: Jackson Route: IS 70		Job No: 4I2293	Scoping for capacity improvements from Rte. 7 in Blue Springs to Rte. F in Oak Grove.		Fed 12	State 3	Local 0	90	5	10
Anticipated Federal Category: NHPP					Future Cost: 50,001 - 75,000					
							Federal Oversight			



2017 - 2021 Scoping and Design Projects

Transportation Planning

P.O. Box 270
Jefferson City, MO 65102

						STATE FISCAL YEAR PROJECT BUDGETING (ENGINEERING)		
						Prior Prog.	7/2016- 6/2017	7/2017- 6/2021
County: Jackson Route: IS 70 Anticipated Federal Category: NHPP		Job No: 4I3024 Scoping for bridge and operational improvements at Blue Ridge Boulevard/US 40 in Independence. Project involves bridge L0997.				45	10	30
		Fed 36	State 4	Local 0	Future Cost: 15,001 - 25,000			
		Federal Oversight						
County: Jackson Route: IS 70 Anticipated Federal Category: NHPP		Job No: 4I3125 Scoping for pavement improvements from the Kansas State line to Manchester Trafficway.				5	5	15
		Fed 16	State 4	Local 0	Future Cost: 5,001 - 10,000			
County: Jackson Route: IS 70 Anticipated Federal Category: NHPP		Job No: 4I3195 Scoping for corridor improvements from Blue Ridge Cutoff to I-470.				0	20	60
		Fed 72	State 8	Local 0	Future Cost: 25,001 - 50,000			
County: Jackson Route: IS 70 Anticipated Federal Category: NHPP		Job No: 4I3211 Scoping for bridge improvements at Union Pacific Railroad over I-70 in Independence.				0	10	30
		Fed 36	State 4	Local 0	Future Cost: 5,001 - 10,000			
County: Jackson Route: IS 70 Anticipated Federal Category: NHPP		Job No: 4I3222 Scoping for pavement improvements from Rte. 7 to Lafayette County line.				0	2	6
		Fed 8	State 0	Local 0	Future Cost: 5,001 - 10,000			
County: Jackson Route: US 71 Anticipated Federal Category: Safety		Job No: 4S3224 Scoping for safety improvements from Truman Rd. to I-470 in Kansas City.				0	10	10
		Fed 18	State 2	Local 0	Future Cost: 2,001 - 5,000			
County: Jackson Route: MO 78 Anticipated Federal Category: NHPP		Job No: 4S3218 Scoping for bridge improvements at Blue Ridge. Project involves bridge L0102.				0	2	6
		Fed 8	State 0	Local 0	Future Cost: 301 - 1,000			
County: Platte Route: IS 29 Anticipated Federal Category: NHPP		Job No: 4I3086 Scoping to improve interchange at Rte. 45 in Kansas City.				145	75	25
		Fed 80	State 20	Local 0	Future Cost: 1,001 - 2,000			
		Federal Oversight						



2017 - 2021 Scoping and Design Projects

Transportation Planning

P.O. Box 270
Jefferson City, MO 65102

						STATE FISCAL YEAR PROJECT BUDGETING (ENGINEERING)		
						Prior Prog.	7/2016- 6/2017	7/2017- 6/2021
County: Platte Route: IS 29 Anticipated Federal Category: NHPP	Job No: 4I3197	Scoping for bridge improvements at MO 273. Project involves bridge A0108.	Fed 8	State 0	Local 0 Future Cost: 1,001 - 2,000	0	2	6
County: Platte Route: IS 29 Anticipated Federal Category: NHPP	Job No: 4I3200	Scoping to improve interchange at Route 92 in Platte City.	Fed 27	State 3	Local 0 Future Cost: 301 - 1,000	0	10	20
County: Platte Route: IS 29 Anticipated Federal Category: NHPP	Job No: 4I3216	Scoping for pavement improvements from Platte County line to Rte. 273.	Fed 8	State 0	Local 0 Future Cost: 5,001 - 10,000	0	2	6
County: Platte Route: MO 9 Anticipated Federal Category: State	Job No: 4S3202	Scoping for signal improvements at Mattox Rd. in Riverside.	Fed 0	State 95	Local 0 Future Cost: 301 - 1,000	0	15	80
County: Platte Route: MO 9 Anticipated Federal Category: State	Job No: 4S3223	Scoping for pavement improvements from Rte. FF to Rte. 45.	Fed 0	State 8	Local 0 Future Cost: 1,001 - 2,000	0	2	6
County: Various Route: Various Anticipated Federal Category: NHPP	Job No: 4P3093	Scoping for bridge improvements at various locations in the urban Kansas City District.	Fed 5	State 1	Local 0 Future Cost: 2,001 - 5,000	50	5	1
County: Various Route: Various Anticipated Federal Category: Safety	Job No: 4P3212	Scoping for safety improvements at various locations in the urban Kansas City District.	Fed 36	State 4	Local 0 Future Cost: 301 - 1,000	0	10	30
County: Various Route: Various Anticipated Federal Category: S.T.P.	Job No: 4P3214	Scoping for signal improvements at various locations in the urban Kansas City District.	Fed 16	State 4	Local 0 Future Cost: 301 - 1,000	0	5	15
AC-State 0 Fed 1,167 State 493 Local 0 District Engineering Total:						4,788	680	980



2017 - 2021 Scoping and Design Projects

Transportation Planning

P.O. Box 270
Jefferson City, MO 65102

	2017	2018	2019	2020	2021
State	205	185	62	41	0
AC-State	0	0	0	0	0
Local	0	0	0	0	0
Sub-total State	205	185	62	41	0
Federal					
Sub-total Federal	475	371	177	136	8
Grand Total	680	556	239	177	8



2017 - 2021 Scoping and Design Projects

Transportation Planning

P.O. Box 270
Jefferson City, MO 65102

						STATE FISCAL YEAR PROJECT BUDGETING (ENGINEERING)		
						Prior Prog.	7/2016- 6/2017	7/2017- 6/2021
County: Boone Route: US 63 Anticipated Federal Category: Safety	Job No: 5P3195	Scoping for intersection safety improvements from Rte. H to 1.1 mile north of Rte. 54 in Callaway County.	Fed 18	State 2	Local 0 Future Cost: 2,001 - 5,000	0	10	10
County: Boone Route: RP IS70W TO LP70W Anticipated Federal Category: NHPP	Job No: 5I3107	Scoping for bridge improvements over I-70 in Columbia. Project involves bridge L0928.	Fed 18	State 2	Local 0 Future Cost: 2,001 - 5,000	10	10	10
County: Boone Route: MO 740 Anticipated Federal Category: S.T.P.	Job No: 5S0636	Scoping for extension of corridor from Rte. 63 to I-70 at Lake of the Woods in Columbia. Potential Design/Build project.	Fed 16	State 4	Local 0 Future Cost: 50,001 - 75,000 Federal Oversight	1,588	10	10
County: Callaway Route: OR 70 Anticipated Federal Category: S.T.P.	Job No: 5S3055	Scoping for bridge improvements over Whetstone Creek east of Rte. Z. Project involves bridge G0701.	Fed 2	State 0	Local 0 Future Cost: 301 - 1,000	33	1	1
County: Camden Route: RT V Anticipated Federal Category: S.T.P.	Job No: 5S3051	Scoping for bridge improvements over Linn Creek in Linn Creek. Project involves bridge W0251.	Fed 2	State 0	Local 0 Future Cost: 301 - 1,000	21	1	1
County: Cole Route: RT B Anticipated Federal Category: Safety	Job No: 5S2234	Scoping for safety improvements at the intersection of Rte. M and Rte. W in Wardville.	Fed 8	State 2	Local 0 Future Cost: 301 - 1,000	40	5	5
County: Cooper Route: IS 70 Anticipated Federal Category: NHPP	Job No: 5I3136	Scoping for replacement of median drainage culverts in Cooper, Boone and Callaway Counties.	Fed 18	State 2	Local 0 Future Cost: 2,001 - 5,000	371	10	10
County: Gasconade Route: US 50 Anticipated Federal Category: NHPP	Job No: 5P3164	Scoping for scour mitigation at the Gasconade River near Mount Sterling. Project involves bridge A3878.	Fed 24	State 6	Local 0 Future Cost: 301 - 1,000	15	15	15



2017 - 2021 Scoping and Design Projects

Transportation Planning

P.O. Box 270
Jefferson City, MO 65102

						STATE FISCAL YEAR PROJECT BUDGETING (ENGINEERING)		
						Prior Prog.	7/2016- 6/2017	7/2017- 6/2021
County: Gasconade Route: RT J Anticipated Federal Category: NHPP	Job No: 5S3176	Scoping for bridge improvements over First Creek. Project involves bridge X0417.	Fed 96	State 24	Local 0 Future Cost: 301 - 1,000	7	40	80
County: Laclede Route: IS 44 Anticipated Federal Category: NHPP	Job No: 5I3182	Scoping for flood improvements at the Gasconade River in Laclede County and at the Little Piney River in Phelps County. Potential Design/Build project.	Fed 180	State 20	Local 0 Future Cost: 15,001 - 25,000	0	100	100
County: Laclede Route: IS 44 Anticipated Federal Category: NHPP	Job No: 5I3211	Scoping for pavement improvements on the EB and WB lanes from Webster County to Pulaski County.	Fed 123	State 14	Local 0 Future Cost: 15,001 - 25,000	0	40	97
County: Maries Route: US 63 Anticipated Federal Category: NHPP	Job No: 5P3114	Scoping for pavement improvements from north of Rte. 28 south junction to Phelps County.	Fed 14	State 4	Local 0 Future Cost: 1,001 - 2,000	10	8	10
County: Miller Route: US 54 Anticipated Federal Category: Safety	Job No: 5P3181	Scoping for intersection safety improvements at Bagnell Dam Boulevard and Osage Hills Road. Potential Design/Build project.	Fed 180	State 20	Local 0 Future Cost: 10,001 - 15,000	0	100	100
County: Miller Route: US 54 Anticipated Federal Category: NHPP	Job No: 5P3185	Scoping for preventative maintenance on bridges A2749, A2750, A2751, A2678, A2679, A1675 and twin bridges A2752. in Miller County.	Fed 120	State 30	Local 0 Future Cost: 2,001 - 5,000	0	75	75
County: Moniteau Route: US 50 Anticipated Federal Category: NHPP	Job No: 5P0629	Scoping for corridor improvements from west of Tipton to east of Tipton.	Fed 154	State 39	Local 0 Future Cost: 15,001 - 25,000 Federal Oversight	825	183	10



2017 - 2021 Scoping and Design Projects

Transportation Planning

P.O. Box 270
Jefferson City, MO 65102

						STATE FISCAL YEAR PROJECT BUDGETING (ENGINEERING)		
						Prior Prog.	7/2016- 6/2017	7/2017- 6/2021
County: Moniteau	Route: US 50	Job No: 5P0630	Scoping for corridor improvements from east of Tipton to west of California.	Fed 88	State 22	Local 0 Future Cost: 15,001 - 25,000 Federal Oversight	710	100
Anticipated Federal Category: NHPP							10	
County: Morgan	Route: US 50	Job No: 5P3199	Scoping for intersection safety improvements at Rte. 5 west of Tipton.	Fed 18	State 2	Local 0 Future Cost: 1,001 - 2,000	0	10
Anticipated Federal Category: Safety							10	
County: Morgan	Route: US 50	Job No: 5P0628	Scoping for corridor improvements from west of Syracuse to west of Tipton.	Fed 122	State 31	Local 0 Future Cost: 15,001 - 25,000 Federal Oversight	648	143
Anticipated Federal Category: NHPP							10	
County: Osage	Route: US 50	Job No: 5P0639	Scoping for corridor improvements from County Road 604 west of Linn to Rte. 89 northeast of Linn.	Fed 56	State 14	Local 0 Future Cost: 25,001 - 50,000 Federal Oversight	100	60
Anticipated Federal Category: NHPP							10	
County: Osage	Route: US 63	Job No: 5P0950B	Scoping for corridor improvements from Rte. 50 to south of Westphalia.	Fed 56	State 14	Local 0 Future Cost: 25,001 - 50,000 Federal Oversight	215	60
Anticipated Federal Category: NHPP							10	
County: Osage	Route: US 63	Job No: 5P3186	Scoping for intersection safety improvements at the Rte. 133 intersection near Westphalia.	Fed 43	State 5	Local 0 Future Cost: 301 - 1,000	0	20
Anticipated Federal Category: Safety							28	
County: Phelps	Route: RT C	Job No: 5S3038	Scoping for low water crossing improvements 5.4 miles north of I-44.	Fed 48	State 12	Local 0 Future Cost: 301 - 1,000	11	40
Anticipated Federal Category: S.T.P.							20	



2017 - 2021 Scoping and Design Projects

Transportation Planning

P.O. Box 270
Jefferson City, MO 65102

						STATE FISCAL YEAR PROJECT BUDGETING (ENGINEERING)		
						Prior Prog.	7/2016- 6/2017	7/2017- 6/2021
County: Phelps Route: RT C Anticipated Federal Category: S.T.P.	Job No: 5S3039	Scoping for culvert replacement 4.1 miles north of I-44.	Fed 48	State 12	Local 0 Future Cost: 301 - 1,000	10	40	20
County: Various Route: Various Anticipated Federal Category: S.T.P.	Job No: 5P3044	Scoping for pavement improvements on various routes in the Central District.	Fed 8	State 2	Local 0 Future Cost: 15,001 - 25,000	24	5	5
County: Various Route: Various Anticipated Federal Category: S.T.P.	Job No: 5P3045	Scoping for pavement improvements on various routes in the Central District.	Fed 8	State 2	Local 0 Future Cost: 25,001 - 50,000	14	5	5
County: Various Route: Various Anticipated Federal Category: State	Job No: 5P3179	Surveying to sell excess right of way parcels in the Central District.	Fed 0	State 50	Local 0 Future Cost: 0	0	50	0
County: Various Route: Various Anticipated Federal Category: S.T.P.	Job No: 5S3081	Scoping for slide repairs in the northern portion of the Central District.	Fed 8	State 2	Local 0 Future Cost: 2,001 - 5,000	55	5	5
County: Various Route: Various Anticipated Federal Category: S.T.P.	Job No: 5S3082	Scoping for slide repairs in the southern portion of the Central District.	Fed 8	State 2	Local 0 Future Cost: 2,001 - 5,000	55	5	5
AC-State 0 Fed 1,484 State 339 Local 0 District Engineering Total:						4,762	1,151	672



2017 - 2021 Scoping and Design Projects

Transportation Planning

P.O. Box 270
Jefferson City, MO 65102

	2017	2018	2019	2020	2021
State	241	92	6	0	0
AC-State	0	0	0	0	0
Local	0	0	0	0	0
Sub-total State	241	92	6	0	0
Federal					
Sub-total Federal	910	523	51	0	0
Grand Total	1,151	615	57	0	0



2017 - 2021 Scoping and Design Projects

Transportation Planning

P.O. Box 270
Jefferson City, MO 65102

						STATE FISCAL YEAR PROJECT BUDGETING (ENGINEERING)		
						Prior Prog.	7/2016- 6/2017	7/2017- 6/2021
County: Franklin Route: IS 44 Anticipated Federal Category: NHPP	Job No: 6I2011B	Scoping for pavement improvements from Pin Oak Creek to Rte. 100 west.	Fed 5	State 1	Local 0 Future Cost: 25,001 - 50,000	67	5	1
County: Franklin Route: IS 44 Anticipated Federal Category: NHPP	Job No: 6I2073	Scoping for interchange improvements from Pin Oak Creek/Rte. 0 to 2.8 miles west of Rte. 50. Project involves bridges L0865, L0866 and L0931.	Fed 5	State 1	Local 0 Future Cost: 25,001 - 50,000 Federal Oversight	303	5	1
County: Franklin Route: US 50 Anticipated Federal Category: S.T.P.	Job No: 6P2350	Scoping for improvements at the Rte. AT intersection from Birch Creek to I-44.	Fed 2	State 0	Local 0 Future Cost: 10,001 - 15,000 Federal Oversight	55	1	1
County: St. Charles Route: RT N Anticipated Federal Category: Safety	Job No: 6S3152	Scoping for intersection improvements at Perry Cate Boulevard.	Fed 14	State 2	Local 0 Future Cost: 1 - 300	8	15	1
County: St. Louis Route: MO 100 Anticipated Federal Category: NHPP	Job No: 6S1718	Scoping for ADA and drainage improvements from Rte. 61/67 (Lindbergh Boulevard) to Big Bend Boulevard.	Fed 480	State 120	Local 0 Future Cost: 10,001 - 15,000 Federal Oversight	1,524	200	400
County: St. Louis Route: MO 141 Anticipated Federal Category: S.T.P.	Job No: 6P3180	Scoping for pavement improvements and ADA upgrades from I-64 to north of Rte. 30.	Fed 257	State 64	Local 0 Future Cost: 2,001 - 5,000	0	21	300
County: St. Louis Route: MO 141 Anticipated Federal Category: S.T.P.	Job No: 6P3188	Scoping for an operational study for interchange improvements at Route 141 and Route 364 interchange.	Fed 161	State 40	Local 0 Future Cost: 0 Federal Oversight	0	200	1



2017 - 2021 Scoping and Design Projects

Transportation Planning

P.O. Box 270
Jefferson City, MO 65102

						STATE FISCAL YEAR PROJECT BUDGETING (ENGINEERING)		
						Prior Prog.	7/2016- 6/2017	7/2017- 6/2021
County: St. Louis Route: MO 141 Anticipated Federal Category: NHPP		Job No: 6P3200 Scoping for bridge improvements from north of I-44 to Rte. 100 (Manchester Road). Project involves bridges A4104, A4105, A3998, A5877, A5818 and A5819.				0	65	100
		Fed 132				State 33	Local 0	
		Future Cost: 1,001 - 2,000						
County: St. Louis Route: IS 170 Anticipated Federal Category: S.T.P.		Job No: 6I2339 Scoping to acquire access easement for St. Louis County Water north of Clayton Road.				50	15	1
		Fed 13				State 3	Local 0	
		Future Cost: 1 - 300						
County: St. Louis Route: IS 270 Anticipated Federal Category: S.T.P.		Job No: 6I3020 Environmental study from I-70 to west of the Mississippi River. Potential Design/Build project.				2,506	200	1
		Fed 161				State 40	Local 0	
		Future Cost: 0						
		Federal Oversight						
County: St. Louis Route: MO 366 Anticipated Federal Category: S.T.P.		Job No: 6S3181 Scoping for bridge improvement at westbound on-ramp to I-44 west. Project involves bridge A1008.				0	50	558
		Fed 486				State 122	Local 0	
		Future Cost: 5,001 - 10,000						
County: St. Louis Route: IS 55 Anticipated Federal Category: S.T.P.		Job No: 6I3187 Scoping for bridge improvements north of Lindbergh Boulevard to Loughborough Avenue. Includes bridges A0607, A0591, A0532, A1057, A1075, A1076, and A1276.				0	20	930
		Fed 760				State 190	Local 0	
		Future Cost: 15,001 - 25,000						
		Federal Oversight						
County: St. Louis City Route: IS 64 Anticipated Federal Category: NHPP		Job No: 6I2222 Scoping for interchange improvements at 22nd Street. Project involves bridges A1523, A1528 and A0840.				1,612	1	1
		Fed 2				State 0	Local 0	
		Future Cost: 15,001 - 25,000						
		Federal Oversight						
County: St. Louis City Route: RP CLARK AVE TO IS64W Anticipated Federal Category: NHPP		Job No: 6I2223 Scoping for bridge improvements on westbound I-64 on-ramp at 14th Street. Project includes bridge A1520.				45	1	1
		Fed 2				State 0	Local 0	
		Future Cost: 301 - 1,000						
		Federal Oversight						



2017 - 2021 Scoping and Design Projects

Transportation Planning

P.O. Box 270
Jefferson City, MO 65102

					STATE FISCAL YEAR PROJECT BUDGETING (ENGINEERING)		
					Prior Prog.	7/2016- 6/2017	7/2017- 6/2021
County: Various Route: Various Anticipated Federal Category: State					Surveying to sell excess right of way parcels in St. Louis District.		
Job No: 653202					Fed 0	State 50	Local 0
					Future Cost: 0		
AC-State 0					Fed 2,480	State 666	Local 0
					District Engineering Total:		
					6,170	849	2,297



2017 - 2021 Scoping and Design Projects

Transportation Planning

P.O. Box 270
Jefferson City, MO 65102

	2017	2018	2019	2020	2021
State	208	204	192	62	0
AC-State	0	0	0	0	0
Local	0	0	0	0	0
Sub-total State	208	204	192	62	0
Federal					
Sub-total Federal	641	825	766	248	0
Grand Total	849	1,029	958	310	0



2017 - 2021 Scoping and Design Projects

Transportation Planning

P.O. Box 270
Jefferson City, MO 65102

							STATE FISCAL YEAR PROJECT BUDGETING (ENGINEERING)		
							Prior Prog.	7/2016- 6/2017	7/2017- 6/2021
County: Cedar		Scoping for bridge improvements over Cedar Creek. Project involves bridge H0623.					359	2	6
Route: MO 32		Job No: 7P0677	Fed 8	State 0	Local 0	Future Cost: 2,001 - 5,000			
Anticipated Federal Category: NHPP									
County: Henry		Scoping for corridor improvements from Johnson County to 1.7 miles north of Clinton. Right of way in SFY 1999 for hardship acquisition.					22	2	2
Route: MO 13		Job No: 4P1117	Fed 4	State 0	Local 0	Future Cost: 25,001 - 50,000			
Anticipated Federal Category: NHPP		Federal Oversight							
County: Henry		Scoping for passing lane improvements on various major routes throughout the Southwest District.					6	10	30
Route: MO 13		Job No: 7P3043	Fed 32	State 8	Local 0	Future Cost: 15,001 - 25,000			
Anticipated Federal Category: NHPP		Federal Oversight							
County: Jasper		Scoping for pavement improvements from 1.5 miles east of Rte. 37 to 0.5 mile west of County Road 1010.					108	2	2
Route: IS 44		Job No: 7I2216	Fed 4	State 0	Local 0	Future Cost: 2,001 - 5,000			
Anticipated Federal Category: NHPP									
County: Jasper		Scoping for bridge improvements over Center Creek. Project involves bridge A0546.					0	2	6
Route: IS 44		Job No: 7I3170	Fed 8	State 0	Local 0	Future Cost: 2,001 - 5,000			
Anticipated Federal Category: NHPP									
County: Jasper		Scoping for roadway improvements from Rte. 171 (MacArthur Boulevard) to 13th Street in Webb City.					189	2	2
Route: LP 49		Job No: 7P0752	Fed 4	State 0	Local 0	Future Cost: 2,001 - 5,000			
Anticipated Federal Category: NHPP									
County: Jasper		Scoping for roadway improvements from Rte. V near Carthage to Rte. FF (32nd Street) in Joplin.					136	2	2
Route: IS 49		Job No: 7P0797M	Fed 4	State 0	Local 0	Future Cost: 25,001 - 50,000			
Anticipated Federal Category: NHPP		Federal Oversight							



2017 - 2021 Scoping and Design Projects

Transportation Planning

P.O. Box 270
Jefferson City, MO 65102

						STATE FISCAL YEAR PROJECT BUDGETING (ENGINEERING)		
						Prior Prog.	7/2016- 6/2017	7/2017- 6/2021
County: Jasper Route: MO 96 Anticipated Federal Category: S.T.P.	Job No: 752185	Scoping for roadway improvements on Seventh Street from 0.5 mile west of Rte. P to 0.1 mile west of Bus. 71 in Joplin.	Fed 40	State 10	Local 0 Future Cost: 25,001 - 50,000 Federal Oversight	236	10	40
County: Jasper Route: MO 96 Anticipated Federal Category: NHPP	Job No: 753171	Scoping for bridge improvements over White Oak Creek. Project involves bridge H0083.	Fed 8	State 0	Local 0 Future Cost: 1,001 - 2,000	0	2	6
County: Jasper Route: RT TT Anticipated Federal Category: S.T.P.	Job No: 7P2193B	Scoping for pedestrian improvements and ADA accommodations on Newman Road from Loop 49 (Range Line Road) to Duquesne Road and on Loop 49 (Range Line Road) from 0.1 mile north of Newman Road to Northpark Lane. Project involves bridge L0832.	Fed 4	State 0	Local 0 Future Cost: 1 - 300	36	2	2
County: Jasper Route: RT U Anticipated Federal Category: NHPP	Job No: 753172	Scoping for bridge improvements over Spring River. Project involves bridge A1963.	Fed 8	State 0	Local 0 Future Cost: 2,001 - 5,000	0	2	6
County: Jasper Route: Various Anticipated Federal Category: Earmark	Job No: 7P0847	Location and environmental study for new north/south corridor on west side of Joplin metropolitan area. \$3,641.71 2006 Appropriations Bill, Section 112 Demo ID MO181.	Fed 40	State 10	Local 0 Future Cost: 1 - 300 Federal Oversight	1,946	25	25
County: Jasper Route: RT Z Anticipated Federal Category: S.T.P.	Job No: 752183	Scoping for pedestrian improvements and ADA accommodations from Harley Street to Karen Drive in Carl Junction.	Fed 4	State 0	Local 0 Future Cost: 2,001 - 5,000	23	2	2
County: Newton Route: MO 43 Anticipated Federal Category: S.T.P.	Job No: 753045	Scoping for roadway improvements on Hearnes Boulevard from Rte. FF (32nd Street) to I-44.	Fed 4	State 0	Local 0 Future Cost: 2,001 - 5,000	6	2	2



2017 - 2021 Scoping and Design Projects

Transportation Planning

P.O. Box 270
Jefferson City, MO 65102

						STATE FISCAL YEAR PROJECT BUDGETING (ENGINEERING)		
						Prior Prog.	7/2016- 6/2017	7/2017- 6/2021
County: Newton Route: LP 49 Anticipated Federal Category: S.T.P.	Job No: 753006	Scoping for intersection and outer road improvements on Range Line Road at 36th Street in Joplin.	Fed 4	State 0	Local 0 Future Cost: 2,001 - 5,000	8	2	2
County: Newton Route: CST CONNECTICUT AVE Anticipated Federal Category: NHPP	Job No: 753173	Scoping for bridge improvements on Connecticut Avenue over I-44. Project involves bridge A1969.	Fed 8	State 0	Local 0 Future Cost: 1,001 - 2,000	0	2	6
County: Polk Route: MO 13 Anticipated Federal Category: S.T.P.	Job No: 7P3009	Scoping for outer road improvements at Rte. 32 interchange in Bolivar.	Fed 4	State 0	Local 0 Future Cost: 1,001 - 2,000	11	2	2
County: Stone Route: MO 76 Anticipated Federal Category: NHPP	Job No: 8P2360	Scoping for capacity improvements from Rte. 13 in Branson West to Rte. 376 in Branson. Relates to project 8P0622H.	Fed 40	State 10	Local 0 Future Cost: 25,001 - 50,000 Federal Oversight	105	25	25
County: Various Route: Various Anticipated Federal Category: S.T.P.	Job No: 7P3101	Scoping for ADA improvements at various locations in the rural Southwest District.	Fed 126	State 30	Local 0 Future Cost: 2,001 - 5,000	0	31	125
County: Various Route: Various Anticipated Federal Category: S.T.P.	Job No: 7P3104	Scoping for pavement improvements on major routes at various locations in the rural Southwest District.	Fed 256	State 65	Local 0 Future Cost: 25,001 - 50,000	0	64	257
County: Various Route: Various Anticipated Federal Category: S.T.P.	Job No: 7P3105	Scoping for bridge preventive maintenance at various locations in the rural Southwest District.	Fed 153	State 40	Local 0 Future Cost: 2,001 - 5,000	0	38	155
County: Various Route: Various Anticipated Federal Category: NHPP	Job No: 7P3107	Scoping for bridge improvements at various locations in the rural Southwest District.	Fed 1,442	State 360	Local 0 Future Cost: 15,001 - 25,000	0	360	1,442



2017 - 2021 Scoping and Design Projects

Transportation Planning

P.O. Box 270
Jefferson City, MO 65102

	2017	2018	2019	2020	2021
State	126	126	116	113	113
AC-State	0	0	0	0	0
Local	0	0	0	0	0
Sub-total State	126	126	116	113	113
Federal					
Sub-total Federal	558	559	496	490	476
Grand Total	684	685	612	603	589



2017 - 2021 Scoping and Design Projects

Transportation Planning

P.O. Box 270
Jefferson City, MO 65102

						STATE FISCAL YEAR PROJECT BUDGETING (ENGINEERING)		
						Prior Prog.	7/2016- 6/2017	7/2017- 6/2021
County: Christian Route: MO 14 Anticipated Federal Category: S.T.P.	Job No: 8P0588	Scoping for roadway improvements from west of Rte. 160 in Nixa to east of Rte. 65 in Ozark.	Fed 20	State 5	Local 0 Future Cost: 25,001 - 50,000	1,138	5	20
County: Christian Route: US 65 Anticipated Federal Category: NHPP	Job No: 8P0605	Scoping for capacity improvements from north of Valley Water Mill Road in Springfield to Rte. F in Ozark.	Fed 4	State 0	Local 0 Future Cost: 25,001 - 50,000 Federal Oversight	2,056	2	2
County: Christian Route: RT CC Anticipated Federal Category: S.T.P.	Job No: 8S0736	Scoping for capacity and safety improvements from Main Street in Nixa to Pheasant Road in Ozark. To be scoped by Christian County.	Fed 4	State 0	Local 0 Future Cost: 25,001 - 50,000	78	2	2
County: Greene Route: US 160 Anticipated Federal Category: S.T.P.	Job No: 8P0601	Scoping to improve capacity and safety from Rte. 123 in Willard to I-44 in Springfield.	Fed 20	State 5	Local 0 Future Cost: 10,001 - 15,000	99	5	20
County: Greene Route: US 160 Anticipated Federal Category: NHPP	Job No: 8P3033	Scoping for capacity improvements from Plainview Road in Springfield to south of South Street in Nixa.	Fed 8	State 0	Local 0 Future Cost: 25,001 - 50,000	0	2	6
County: Greene Route: IS 44 Anticipated Federal Category: NHPP	Job No: 8I3044	Scoping for roadway improvements from Loop 44 West Jct. (Chestnut Expressway) to Rte. 744 (Mulroy Road) in Springfield.	Fed 45	State 5	Local 0 Future Cost: 50,001 - 75,000	0	10	40
County: Greene Route: IS 44 Anticipated Federal Category: S.T.P.	Job No: 8I3098	Scoping for safety improvements at Rte. B and Rte. MM.	Fed 24	State 4	Local 0 Future Cost: 2,001 - 5,000	0	2	26



2017 - 2021 Scoping and Design Projects

Transportation Planning

P.O. Box 270
Jefferson City, MO 65102

						STATE FISCAL YEAR PROJECT BUDGETING (ENGINEERING)		
						Prior Prog.	7/2016- 6/2017	7/2017- 6/2021
County: Greene Route: US 60 Anticipated Federal Category: NHPP	Job No: 8P0683E	Scoping for interchange improvements at Rte. 125 and outer roads from Farm Road 213 to Farm Road 247 in Rogersville.	Fed 40	State 10	Local 0 Future Cost: 25,001 - 50,000 Federal Oversight	298	10	40
County: Greene Route: US 60 Anticipated Federal Category: NHPP	Job No: 8P0683G	Scoping for freeway improvements from 0.2 mile west of Highland Springs Road to 0.3 mile east of County Road 213.	Fed 40	State 10	Local 0 Future Cost: 10,001 - 15,000 Federal Oversight	6	10	40
County: Greene Route: US 60 Anticipated Federal Category: NHPP	Job No: 8P0865	Scoping for roadway improvements from County Road 194 to West Avenue in Republic.	Fed 40	State 10	Local 0 Future Cost: 5,001 - 10,000	15	10	40
County: Greene Route: US 60 Anticipated Federal Category: NHPP	Job No: 8P3032	Scoping for capacity improvements on James River Freeway from Rte. 13 (Kansas Expressway) to Rte. 65.	Fed 4	State 0	Local 0 Future Cost: 15,001 - 25,000 Federal Oversight	6	2	2
County: Greene Route: US 65 Anticipated Federal Category: NHPP	Job No: 8P3103	Scoping for potential interstate designation on Rtes. 60, 65 and 360 in the Springfield region.	Fed 80	State 20	Local 0 Future Cost: 1,001 - 2,000	0	20	80
County: Various Route: Various Anticipated Federal Category: S.T.P.	Job No: 8P3065	Scoping for ADA improvements at various locations in the urban Southwest District.	Fed 42	State 10	Local 0 Future Cost: 1,001 - 2,000	0	10	42
County: Various Route: Various Anticipated Federal Category: NHPP	Job No: 8P3067	Scoping for bridge improvements at various locations in the urban Southwest District.	Fed 190	State 50	Local 0 Future Cost: 2,001 - 5,000	0	48	192



2017 - 2021 Scoping and Design Projects

Transportation Planning

P.O. Box 270
Jefferson City, MO 65102

						STATE FISCAL YEAR PROJECT BUDGETING (ENGINEERING)		
						Prior Prog.	7/2016- 6/2017	7/2017- 6/2021
County: Various	Scoping for bridge preventive maintenance at various locations in the urban Southwest District.					0	5	19
Route: Various	Job No: 8P3068		Fed	State	Local			
Anticipated Federal Category: NHPP			19	5	0			
Future Cost: 301 - 1,000								
County: Various	Scoping for safety improvements at various locations in the urban Southwest District.					0	29	119
Route: Various	Job No: 8P3069		Fed	State	Local			
Anticipated Federal Category: Safety			133	15	0			
Future Cost: 2,001 - 5,000								
County: Various	Scoping for pavement improvements on major routes in the urban Southwest District.					0	21	86
Route: Various	Job No: 8P3099		Fed	State	Local			
Anticipated Federal Category: NHPP			86	21	0			
Future Cost: 10,001 - 15,000								
County: Various	Scoping for pavement improvements on minor routes at various locations in the urban Southwest District.					0	4	17
Route: Various	Job No: 853066		Fed	State	Local			
Anticipated Federal Category: S.T.P.			16	5	0			
Future Cost: 2,001 - 5,000								
		AC-State	Fed	State	Local	District Engineering Total:		
		0	815	175	0	3,696	197	793



2017 - 2021 Scoping and Design Projects

Transportation Planning

P.O. Box 270
Jefferson City, MO 65102

	2017	2018	2019	2020	2021
State	34	34	34	39	34
AC-State	0	0	0	0	0
Local	0	0	0	0	0
Sub-total State	34	34	34	39	34
Federal					
Sub-total Federal	163	165	160	173	154
Grand Total	197	199	194	212	188



2017 - 2021 Scoping and Design Projects

Transportation Planning

P.O. Box 270
Jefferson City, MO 65102

						STATE FISCAL YEAR PROJECT BUDGETING (ENGINEERING)		
						Prior Prog.	7/2016- 6/2017	7/2017- 6/2021
County: Cape Girardeau Route: US 61 Anticipated Federal Category: NHPP	Job No: 9P3122	Scoping for bridge improvements over I-55. Project involves bridge A0628.	Fed 5	State 1	Local 0 Future Cost: 301 - 1,000	5	5	1
County: Cape Girardeau Route: US 61 Anticipated Federal Category: NHPP	Job No: 9P3153	Scoping for pavement improvements from I-55 to Mount Auburn Road, southbound lane only.	Fed 2	State 0	Local 0 Future Cost: 301 - 1,000	10	1	1
County: Perry Route: MO 51 Anticipated Federal Category: NHPP	Job No: 9P3239	Scoping for bridge improvements over Mississippi River. Project involves bridge L0135.	Fed 24	State 6	Local 0 Future Cost: 0	0	10	20
County: Scott Route: RT K Anticipated Federal Category: S.T.P.	Job No: 903140	Scoping for road and bridge construction over Union Pacific Railway and Rte. K in Scott City. Associated with Scott City interchange project 0I0956. \$734,774 2010 Delta Regional Authority, \$225,000 Scott City, \$100,000 Scott City STP-Urban.	Fed 32	State 8	Local 0 Future Cost: 1,001 - 2,000	10	39	1
County: St. Francois Route: US 67 Anticipated Federal Category: Safety	Job No: 9P3167	Scoping for intersection improvements at Rte. 67 and Rte. H.	Fed 2	State 0	Local 0 Future Cost: 301 - 1,000	10	1	1
County: Texas Route: MO 17 Anticipated Federal Category: NHPP	Job No: 9P3131	Scoping for bridge improvements over Big Creek. Project involves bridge J0617.	Fed 5	State 1	Local 0 Future Cost: 301 - 1,000	5	5	1
County: Various Route: Various Anticipated Federal Category: State	Job No: 9P3261	Surveying to sell excess right of way parcels in Southeast District.	Fed 0	State 71	Local 0 Future Cost: 0	0	70	1
County: Wayne Route: MO 34 Anticipated Federal Category: NHPP	Job No: 9P3130	Scoping for bridge improvements over Black River. Project involves bridge J0935.	Fed 9	State 2	Local 0 Future Cost: 5,001 - 10,000	10	10	1
AC-State 0 Fed 79 State 89 Local 0 District Engineering Total:						50	141	27



2017 - 2021 Scoping and Design Projects

Transportation Planning

P.O. Box 270
Jefferson City, MO 65102

	2017	2018	2019	2020	2021
State	84	3	2	0	0
AC-State	0	0	0	0	0
Local	0	0	0	0	0
Sub-total State	84	3	2	0	0
Federal					
Sub-total Federal	57	14	8	0	0
Grand Total	141	17	10	0	0



2017 - 2021 Scoping and Design Projects

STATE FISCAL YEAR PROJECT BUDGETING (ENGINEERING)

DISTRICT	Prior Prog.	AC-State	Fed	State	Local	7/2016- 6/2017	7/2017- 6/2021
Northwest	139	0	151	33	0	105	79
Northeast	367	0	264	57	0	188	133
Kansas City (Non-TMA)	253	0	366	89	0	129	326
Kansas City (TMA)	4,788	0	1,167	493	0	680	980
Central	4,762	0	1,484	339	0	1,151	672
St. Louis	6,170	0	2,480	666	0	849	2,297
Southwest (Non-TMA)	3,306	0	2,579	594	0	684	2,489
Southwest (TMA)	3,696	0	815	175	0	197	793
Southeast	50	0	79	89	0	141	27
Summary	23,531	0	9,385	2,535	0	4,124	7,796



2017 - 2021 Scoping and Design Projects

Transportation Planning

P.O. Box 270
Jefferson City, MO 65102

Project Count: 228

	2017	2018	2019	2020	2021
State	986	705	429	266	149
AC-State	0	0	0	0	0
Local	0	0	0	0	0
Sub-total State	986	705	429	266	149
Federal					
Sub-total Federal	3,138	2,744	1,739	1,118	646
Grand Total	4,124	3,449	2,168	1,384	795

DRAFT

Section 4 – Highway and Bridge Schedule

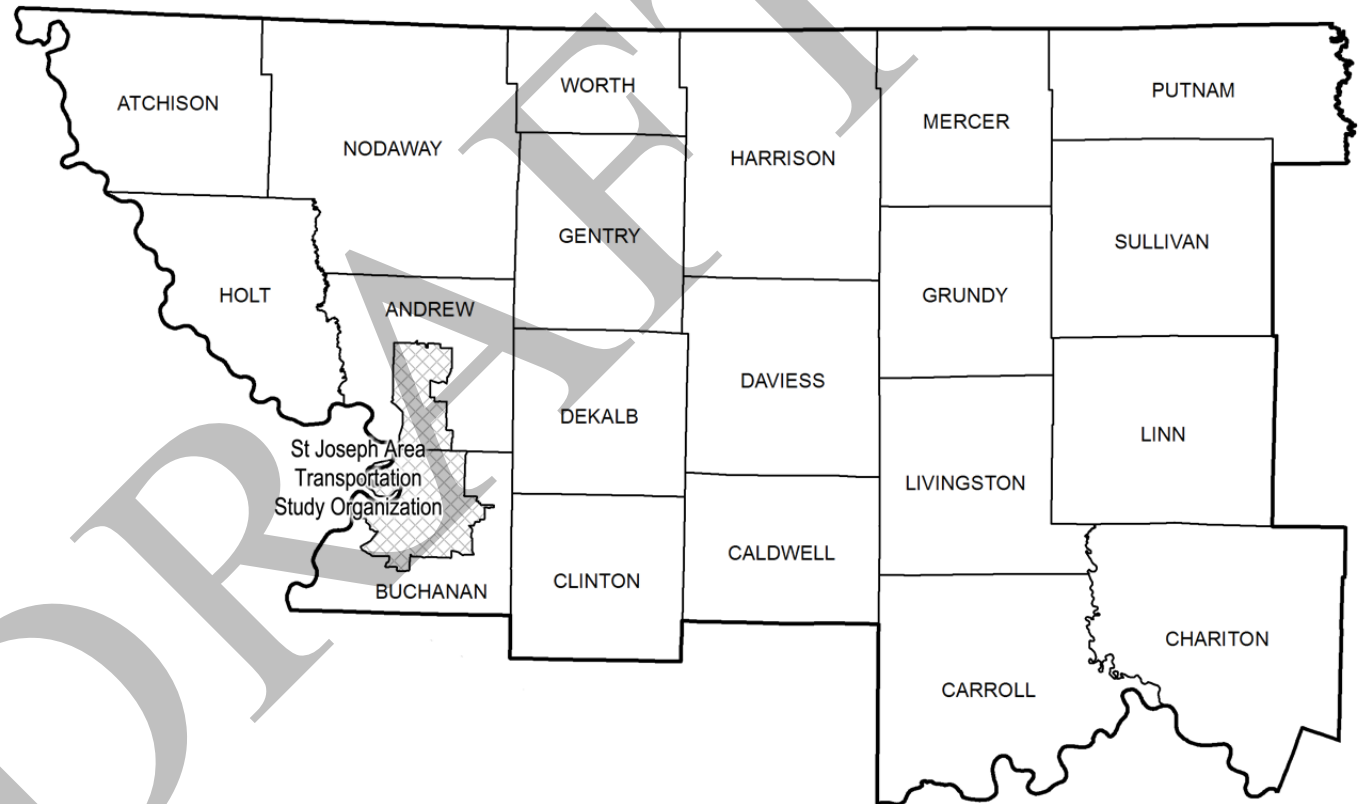
2017 – 2021 Highway and Bridge Construction Schedule RSMo 21.795.2(3)

The Highway and Bridge Construction Schedule identifies highway and bridge projects funded for right of way acquisition and/or construction during the five-year period between July 1, 2016, and June 30, 2021. Engineering costs for these projects are included as well.

Projects on this schedule are funded and represent a commitment to implement an improvement, purchase right of way and or construct. Projects on this schedule with right of way funding only represent a commitment to buy right of way, not a commitment to construct.

There are a number of assumptions and requirements that must be met for project construction to begin. Some assumptions and requirements apply to all projects. Other assumptions and requirements vary depending upon the complexity of the project. These assumptions are:

- The assumed funding levels from state and federal sources are reached.
- All environmental requirements and clearances are obtained.
- Any legal matters are resolved.
- Right of way acquisition and utility relocation occur as scheduled.
- Concurrence is obtained from the Metropolitan Planning Organizations for projects in the Cape Girardeau, Columbia, Fayetteville-Springdale-Rogers AR-MO, Jefferson City, Joplin, Kansas City, St. Joseph, St. Louis, and Springfield areas.



MoDOT's Northwest District

PROJECT DESCRIPTION KEY

2017-2021 Highway and Bridge Construction Schedule

Construction contingency applied to construction cost in the year the project is awarded.

Three percent project growth factor compounded annually is applied to right-of-way and construction in program years 2, 3, 4, and 5.

No inflation is applied to the Funding From Other Sources (FFOS) or Payments.

Engineering includes PE costs, CE costs, and R/W incidentals.

County:	XX			
---------	--	--	--	--

Anticipated Federal Funding Category^

Estimated cost range beyond 2021.

Date project is to be awarded to begin construction (Season and calendar year for 2016 & 2017. SFY only beyond 2017).

Metropolitan Planning Organization (Y/N).

Project description and location.

County location of project.

Route location of project.

Project number used to track project costs.

Total length in 1/100 miles.

Primary Funding Category.*

Secondary Funding Category.**

Transportation Improvement Plan

Projects with full oversight by the Federal Highway Administration.

Total project cost estimate.

Federal, Advanced CN-State, State and Local share of project costs.

Dollars programmed in previous STIPs.

Dollars funded from other sources.

Dollars for construction, utilities and

Dollars for right-of-way (land acquisition).

Dollars to be paid back for accelerating the project or payments to others.

Dollars for engineering that include preliminary engineering, construction engineering and right-of-way incidentals.

- *Primary Funding Category:**
- Take Care of System
 - Statewide Interstate & Major Bridge
 - Safety
 - Statewide Safety
 - Flexible & Other
 - Amendment 3
- **Secondary Funding Category:**
- Enhancements
 - Low Type Resurfacing
 - N - Ada Trans (ADA Transition Plan)
 - Preventive Maint (Preventive Maintenance)
 - Regional
 - Rehab And Reconst (Rehabilitation and Reconstruction)
 - Routine Maintenance
 - Safety
 - Systems Operations
 - Thin Lift Overlay
 - Urban Safety

- ^Anticipated Federal Funding Category:**
- CMAQ** - Congestion Mitigation and Air Quality.
* Usually 80% Federal & 20% State funds.
- Earmark** - usually 80% Federal & 20% State funds.
- NHFP** - National Highway Freight Program.
* Usually 80% Federal & 20% State funds.
- NHPP** - National Highway Performance Program.
* Usually 80% Federal & 20% State funds.
* Sometimes 90% Federal & 10% State funds.
- Safety** - usually 90% Federal & 10% State funds.
- State** - No federal funds, state only funded.
- STP** - Surface Transportation Block Grant Program.
* Usually 80% Federal & 20% State funds.

(All Costs in Thousands)



2017-2021 Highway and Bridge Construction Schedule

Transportation Planning

P.O. Box 270
Jefferson City, MO 65102

Construction contingency applied to construction cost in the year the project is awarded.

Three percent project growth factor compounded annually is applied to right-of-way and construction costs in program years 2, 3, 4, and 5.

No inflation is applied to the Funding From Other Sources (FFOS) or Payments.

Engineering includes PE costs, CE costs and R/W incidentals.

Construction contingency applied to construction cost in the year the project is awarded. Three percent project growth factor compounded annually is applied to right-of-way and construction costs in program years 2, 3, 4, and 5. No inflation is applied to the Funding From Other Sources (FFOS) or Payments. Engineering includes PE costs, CE costs and R/W incidentals.												STATE FISCAL YEAR PROJECT BUDGETING							
												Prior Prog.	7/2016- 6/2017	7/2017- 6/2018	7/2018- 6/2019	7/2019- 6/2020	7/2020- 6/2021		
County: Andrew	Job Order Contracting for pavement repair from Rte. K in Andrew County to Platte County. Includes I-229 in Andrew and Buchanan Counties.											Engineering:	0	21	0	0	0	0	
Route: IS 29												R/W:	0	0	0	0	0	0	
Job No.: 013003C												Construction:	0	250	0	0	0	0	
Length: 44.04	MPO: Y										FFOS:	0	0	0	0	0			
Fund Cat: Statewide Interstate And Major Bridge	Fed: 244	State: 27	Local: 0								Payments:	0	0	0	0	0			
Sec Cat: Preventive Maint	Awd Date: Spring 17	Anticipated Fed Cat: NHPP																	
TIP #:	Future Cost: 0		Estimate Total: 271																
County: Andrew	Pavement improvement from Rte. 59 in Country Club Village to Rte. 169 (Rochester Road) in St. Joseph.											Engineering:	25	111	0	0	0	0	
Route: LP 29												R/W:	0	0	0	0	0	0	
Job No.: 1S2230												Construction:	0	1,325	0	0	0	0	
Length: 2.04	MPO: Y										FFOS:	0	0	0	0	0			
Fund Cat: Taking Care Of System	Fed: 1,149	State: 287	Local: 0								Payments:	0	0	0	0	0			
Sec Cat: Thin Lift Overlay	Awd Date: Fall 16	Anticipated Fed Cat: NHPP																	
TIP #:	Future Cost: 0		Estimate Total: 1,461																
County: Andrew	Replace bridge over Agee Creek, 2 miles east of Rte. D near Whitesville. Project involves bridge K0085.											Engineering:	0	0	16	47	72	0	
Route: MO 48												R/W:	0	0	0	5	0	0	
Job No.: 1S3133												Construction:	0	0	0	0	765	0	
Length: 0.10	MPO: N										FFOS:	0	0	0	0	0	0		
Fund Cat: Taking Care Of System	Fed: 724	State: 181	Local: 0								Payments:	0	0	0	0	0	0		
Sec Cat: Rehab And Reconst	Awd Date: 2020	Anticipated Fed Cat: NHPP																	
TIP #:	Future Cost: 0		Estimate Total: 905																
County: Andrew	Pavement improvement in disconnected sections from north of Rte. A (Nodaway County) to south of Rte. 48 (Andrew County).											Engineering:	2	93	418	0	0	0	
Route: US 71												R/W:	0	0	0	0	0	0	
Job No.: 1P3102												Construction:	0	0	5,356	0	0	0	
Length: 11.78	MPO: N										FFOS:	0	0	0	0	0	0		
Fund Cat: Taking Care Of System	AC-State: 4,694	State: 1,173	Local: 0								Payments:	0	0	0	0	0	0		
Sec Cat: Thin Lift Overlay	Awd Date: Summer 17	Anticipated Fed Cat: NHPP																	
TIP #:	Future Cost: 0		Estimate Total: 5,869																
County: Andrew	Pavement improvement from Rte. D to Rte. 169 near Savannah.											Engineering:	0	29	0	0	0	0	
Route: RT E												R/W:	0	0	0	0	0	0	
Job No.: 1L1703B												Construction:	0	300	0	0	0	0	
Length: 4.13	MPO: N										FFOS:	0	0	0	0	0	0		
Fund Cat: Taking Care Of System	AC-State: 263	State: 66	Local: 0								Payments:	0	0	0	0	0	0		
Sec Cat: Low Type Resurfacing	Awd Date: Fall 16	Anticipated Fed Cat: S.T.P.																	
TIP #:	Future Cost: 0		Estimate Total: 329																

* Subject to the approval of the Transportation Improvement Plan by the governing Metropolitan Planning Organization.

Apr-22-2016

Section 4 - 1

District Northwest

Dollars in Thousands



2017-2021 Highway and Bridge Construction Schedule

Transportation Planning

P.O. Box 270
Jefferson City, MO 65102

Construction contingency applied to construction cost in the year the project is awarded.

Three percent project growth factor compounded annually is applied to right-of-way and construction costs in program years 2, 3, 4, and 5.

No inflation is applied to the Funding From Other Sources (FFOS) or Payments.

Engineering includes PE costs, CE costs and R/W incidentals.

Construction contingency applied to construction cost in the year the project is awarded. Three percent project growth factor compounded annually is applied to right-of-way and construction costs in program years 2, 3, 4, and 5. No inflation is applied to the Funding From Other Sources (FFOS) or Payments. Engineering includes PE costs, CE costs and R/W incidentals.						STATE FISCAL YEAR PROJECT BUDGETING					
						Prior Prog.	7/2016- 6/2017	7/2017- 6/2018	7/2018- 6/2019	7/2019- 6/2020	7/2020- 6/2021
County: Andrew Route: RT O Job No.: 1S0559 Length: 0.15 MPO: N Fund Cat: Taking Care Of System Sec Cat: Rehab And Reconst Awd Date: 2019 Anticipated Fed Cat: NHPP TIP #: Future Cost: 0 Estimate Total: 2,506	Replace bridge over the Platte River, 1.5 miles west of Rte. Z at Cosby. Project involves bridge N0868.					Engineering: 6 R/W: 0 Construction: 0 FFOS: 0 Payments: 0	72 0 0 0 0	118 10 0 0 0	178 0 2,122 0 0	0 0 0 0 0	0 0 0 0 0
County: Atchison Route: MO 111 Job No.: 1S3055 Length: 0.05 MPO: N Fund Cat: Taking Care Of System Sec Cat: Awd Date: 2019 Anticipated Fed Cat: NHPP TIP #: Future Cost: 0 Estimate Total: 1,140	Replace bridge over Mill Creek, 1 mile south of Rte. Z near Corning. Project involves bridge X0172.					Engineering: 6 R/W: 0 Construction: 0 FFOS: 0 Payments: 0	35 0 0 0 0	60 0 0 0 0	84 0 955 0 0	0 0 0 0 0	0 0 0 0 0
County: Atchison Route: US 136 Job No.: 1P2224 Length: 5.96 MPO: N Fund Cat: Taking Care Of System Sec Cat: Rehab And Reconst Awd Date: Fall 16 Anticipated Fed Cat: NHPP TIP #: Future Cost: 0 Estimate Total: 1,853	Pavement and shoulder improvements from the Tarkio River bridge, near Tarkio, to the Little Tarkio Creek bridge 0.3 mile east of Rte. M.					Engineering: 119 R/W: 1 Construction: 0 FFOS: 0 Payments: 0	113 0 1,620 0 0	0 0 0 0 0	0 0 0 0 0	0 0 0 0 0	0 0 0 0 0
County: Atchison Route: US 136 Job No.: 1P3101 Length: 0.08 MPO: N Fund Cat: Taking Care Of System Sec Cat: Rehab And Reconst Awd Date: Summer 17 Anticipated Fed Cat: NHPP TIP #: Future Cost: 0 Estimate Total: 1,021	Replace bridge over East Fork Little Tarkio Creek, 0.5 mile west of the Nodaway County line near Tarkio. Project involves bridge J0023.					Engineering: 3 R/W: 0 Construction: 0 FFOS: 0 Payments: 0	103 5 0 0 0	55 0 855 0 0	0 0 0 0 0	0 0 0 0 0	0 0 0 0 0
County: Atchison Route: IS 29 Job No.: 0I3003B Length: 63.97 MPO: N Fund Cat: Statewide Interstate And Major Bridge Sec Cat: Preventive Maint Awd Date: Spring 17 Anticipated Fed Cat: NHPP TIP #: Future Cost: 0 Estimate Total: 268	Job Order Contracting for pavement repair from the Iowa State line to Rte. K in Andrew County.					Engineering: 0 R/W: 0 Construction: 0 FFOS: 0 Payments: 0	18 0 250 0 0	0 0 0 0 0	0 0 0 0 0	0 0 0 0 0	0 0 0 0 0

* Subject to the approval of the Transportation Improvement Plan by the governing Metropolitan Planning Organization.

Apr-22-2016

Section 4 - 2

District Northwest

Dollars in Thousands



2017-2021 Highway and Bridge Construction Schedule

Transportation Planning

P.O. Box 270
Jefferson City, MO 65102

Construction contingency applied to construction cost in the year the project is awarded.

Three percent project growth factor compounded annually is applied to right-of-way and construction costs in program years 2, 3, 4, and 5.

No inflation is applied to the Funding From Other Sources (FFOS) or Payments.

Engineering includes PE costs, CE costs and R/W incidentals.

Construction contingency applied to construction cost in the year the project is awarded. Three percent project growth factor compounded annually is applied to right-of-way and construction costs in program years 2, 3, 4, and 5. No inflation is applied to the Funding From Other Sources (FFOS) or Payments. Engineering includes PE costs, CE costs and R/W incidentals.												STATE FISCAL YEAR PROJECT BUDGETING						
												Prior Prog.	7/2016- 6/2017	7/2017- 6/2018	7/2018- 6/2019	7/2019- 6/2020	7/2020- 6/2021	
County: Atchison	Pavement and shoulder improvements from Iowa State line to Rte. 111 near Rock Port.											Engineering:	56	94	467	0	0	0
Route: IS 29												R/W:	0	0	0	0	0	0
Job No.: 113085												Construction:	0	0	6,439	0	0	0
Length: 16.53	MPO: N										FFOS:	0	0	0	0	0	0	
Fund Cat: Statewide Interstate And Major Bridge	AC-State: 6,300 State: 700 Local: 0											Payments:	0	0	0	0	0	0
Sec Cat: Preventive Maint	Awd Date: Summer 17	Anticipated Fed Cat: NHPP		Federal Oversight														
TIP #:	Future Cost: 0		Estimate Total: 7,056															
County: Atchison	Replace bridge over the Tarkio River, 0.6 mile east Rte. 59 near Fairfax. Project involves bridge L0447.											Engineering:	6	26	89	144	0	0
Route: RT J												R/W:	0	0	5	0	0	0
Job No.: 1S3054												Construction:	0	0	0	1,591	0	0
Length: 0.09	MPO: N										FFOS:	0	0	0	0	0	0	
Fund Cat: Taking Care Of System	Fed: 1,485 State: 370 Local: 0											Payments:	0	0	0	0	0	0
Sec Cat: Rehab And Reconst	Awd Date: 2019	Anticipated Fed Cat: NHPP																
TIP #:	Future Cost: 0		Estimate Total: 1,861															
County: Buchanan	Replace bridge over I-29, 1 mile east of Rte. 371 near Faucett. Project involves bridge A0074.											Engineering:	0	36	60	93	0	0
Route: MO 116												R/W:	0	0	0	0	0	0
Job No.: 1S3129												Construction:	0	0	0	1,061	0	0
Length: 0.12	MPO: N										FFOS:	0	0	0	0	0	0	
Fund Cat: Taking Care Of System	Fed: 1,000 State: 250 Local: 0											Payments:	0	0	0	0	0	0
Sec Cat: Rehab And Reconst	Awd Date: 2019	Anticipated Fed Cat: NHPP		Federal Oversight														
TIP #:	Future Cost: 0		Estimate Total: 1,250															
County: Buchanan	ADA Transition Plan improvements at six intersections in St. Joseph. Rte. 169 (Belt Hwy.) at Beck Rd., Faraon St., Rte. 36 and Wal-Mart entrance. Rte. YY (Mitchell Ave.) at College Dr. and Rte AC. \$800,000 Transportation Alternatives Funds.											Engineering:	0	120	0	0	0	0
Route: US 169												R/W:	0	0	0	0	0	0
Job No.: 1S3143												Construction:	0	1,020	0	0	0	0
Length: 0.33	MPO: Y										FFOS:	0	800	0	0	0	0	
Fund Cat: Taking Care Of System	Fed: 912 State: 228 Local: 0											Payments:	0	0	0	0	0	0
Sec Cat: N- Ada Trans	Awd Date: Spring 17	Anticipated Fed Cat: NHPP																
TIP #:	Future Cost: 0		Estimate Total: 1,140															
County: Buchanan	Bridge substructure rehabilitation over I-229 and 6th Street in St. Joseph. Project involves Bridge L0319.											Engineering:	0	10	50	134	0	0
Route: US 36												R/W:	0	0	0	0	0	0
Job No.: 1P3120												Construction:	0	0	0	1,731	0	0
Length: 0.23	MPO: Y										FFOS:	0	0	0	0	0	0	
Fund Cat: Statewide Interstate And Major Bridge	Fed: 1,541 State: 384 Local: 0											Payments:	0	0	0	0	0	0
Sec Cat: Rehab And Reconst	Awd Date: 2019	Anticipated Fed Cat: NHPP																
TIP #:	Future Cost: 0		Estimate Total: 1,925															

* Subject to the approval of the Transportation Improvement Plan by the governing Metropolitan Planning Organization.

Apr-22-2016

Section 4 - 3

District Northwest

Dollars in Thousands



2017-2021 Highway and Bridge Construction Schedule

Transportation Planning

P.O. Box 270
Jefferson City, MO 65102

Construction contingency applied to construction cost in the year the project is awarded.

Three percent project growth factor compounded annually is applied to right-of-way and construction costs in program years 2, 3, 4, and 5.

No inflation is applied to the Funding From Other Sources (FFOS) or Payments.

Engineering includes PE costs, CE costs and R/W incidentals.

Construction contingency applied to construction cost in the year the project is awarded. Three percent project growth factor compounded annually is applied to right-of-way and construction costs in program years 2, 3, 4, and 5. No inflation is applied to the Funding From Other Sources (FFOS) or Payments. Engineering includes PE costs, CE costs and R/W incidentals.												STATE FISCAL YEAR PROJECT BUDGETING					
												Prior Prog.	7/2016- 6/2017	7/2017- 6/2018	7/2018- 6/2019	7/2019- 6/2020	7/2020- 6/2021
County: Buchanan	Pavement and shoulder improvement from Rte. 752, in St. Joseph, to Platte County line.					Engineering:	6	10	62	204	0	0					
Route: MO 371						R/W:	0	0	0	0	0	0					
Job No.: 1S3076						Construction:	0	0	0	2,758	0	0					
Length: 13.00	MPO: Y				Fed: 2,427	State: 607	Local: 0	FFOS:	0	0	0	0					
Fund Cat: Taking Care Of System						Payments:	0	0	0	0	0	0					
Sec Cat: Thin Lift Overlay	Awd Date: 2019	Anticipated Fed Cat: S.T.P.															
TIP #:	Future Cost: 0		Estimate Total: 3,040														
County: Buchanan	Pavement improvement from I-29 to Rte. AC (Riverside Road) in St. Joseph. \$207,291 from TEA-21 Demo ID #MO029.					Engineering:	7	98	0	0	0	0					
Route: MO 6						R/W:	0	0	0	0	0	0					
Job No.: 1S3092						Construction:	0	996	0	0	0	0					
Length: 1.42	MPO: Y				Fed: 875	State: 219	Local: 0	FFOS:	0	207	0	0					
Fund Cat: Taking Care Of System						Payments:	0	0	0	0	0	0					
Sec Cat: Thin Lift Overlay	Awd Date: Spring 17	Anticipated Fed Cat: NHPP															
TIP #: RR201605	Future Cost: 0		Estimate Total: 1,101														
County: Buchanan	ADA Transition Plan improvements to sidewalks, ramps and signals from Woodbine Road to Rte. AC (Riverside Road) in St. Joseph. Project does not include I-29 overpass bridge. \$1,054,000 Statewide Transportation Alternative Funds.					Engineering:	29	198	0	0	0	0					
Route: MO 6						R/W:	0	37	0	0	0	0					
Job No.: 1S3096						Construction:	0	1,611	0	0	0	0					
Length: 1.62	MPO: Y				Fed: 1,477	State: 369	Local: 0	FFOS:	30	1,054	0	0					
Fund Cat: Taking Care Of System						Payments:	0	0	0	0	0	0					
Sec Cat: N- Ada Trans	Awd Date: Spring 17	Anticipated Fed Cat: S.T.P.															
TIP #: BP201604	Future Cost: 0		Estimate Total: 1,875														
County: Buchanan	Replace bridge over I-29, 1 mile east of Rte. 371 near Faucett. Project involves bridge A0051.					Engineering:	212	409	0	0	0	0					
Route: RT DD						R/W:	0	60	0	0	0	0					
Job No.: 1S2192						Construction:	0	3,135	0	0	0	0					
Length: 0.07	MPO: N				Fed: 2,883	State: 721	Local: 0	FFOS:	0	0	0	0					
Fund Cat: Taking Care Of System						Payments:	0	0	0	0	0	0					
Sec Cat: Rehab And Reconst	Awd Date: Spring 17	Anticipated Fed Cat: NHPP			Federal Oversight												
TIP #:	Future Cost: 0		Estimate Total: 3,816														
County: Carroll	Pavement improvement from Ray County line to Rte. 65 near Carrollton.					Engineering:	2	30	153	0	0	0					
Route: MO 10						R/W:	0	0	0	0	0	0					
Job No.: 1P3108						Construction:	0	0	2,149	0	0	0					
Length: 17.03	MPO: N				AC-State: 1,865	State: 467	Local: 0	FFOS:	0	0	0	0					
Fund Cat: Taking Care Of System						Payments:	0	0	0	0	0	0					
Sec Cat: Thin Lift Overlay	Awd Date: 2018	Anticipated Fed Cat: NHPP															
TIP #:	Future Cost: 0		Estimate Total: 2,334														

* Subject to the approval of the Transportation Improvement Plan by the governing Metropolitan Planning Organization.

Apr-22-2016

Section 4 - 4

District Northwest

Dollars in Thousands



2017-2021 Highway and Bridge Construction Schedule

Transportation Planning

P.O. Box 270
Jefferson City, MO 65102

Construction contingency applied to construction cost in the year the project is awarded.

Three percent project growth factor compounded annually is applied to right-of-way and construction costs in program years 2, 3, 4, and 5.

No inflation is applied to the Funding From Other Sources (FFOS) or Payments.

Engineering includes PE costs, CE costs and R/W incidentals.

Construction contingency applied to construction cost in the year the project is awarded. Three percent project growth factor compounded annually is applied to right-of-way and construction costs in program years 2, 3, 4, and 5. No inflation is applied to the Funding From Other Sources (FFOS) or Payments. Engineering includes PE costs, CE costs and R/W incidentals.							STATE FISCAL YEAR PROJECT BUDGETING					
							Prior Prog.	7/2016- 6/2017	7/2017- 6/2018	7/2018- 6/2019	7/2019- 6/2020	7/2020- 6/2021
County: Carroll Route: US 24 Job No.: 2P2211 Length: 17.44 MPO: N Fund Cat: Taking Care Of System Sec Cat: Thin Lift Overlay TIP #:	Pavement and shoulder improvements from 1.9 miles east of Rte. 41, near Dewitt, to Rte. 5 in Keytesville. AC-State: 3,704 State: 925 Local: 0 Awd Date: 2019 Anticipated Fed Cat: NHPP Future Cost: 0 Estimate Total: 4,657					Engineering: 28 R/W: 0 Construction: 0 FFOS: 0 Payments: 0	49 0 0 0 0	81 0 0 0 0	459 0 4,040 0 0	0 0 0 0 0	0 0 0 0 0	
County: Carroll Route: RT J Job No.: 1L1801F Length: 9.94 MPO: N Fund Cat: Taking Care Of System Sec Cat: Low Type Resurfacing TIP #:	Pavement improvement from Rte. 65 to end of state maintenance, 2.7 miles east of Rte. 139, near Hale. AC-State: 631 State: 158 Local: 0 Awd Date: Fall 17 Anticipated Fed Cat: S.T.P. Future Cost: 0 Estimate Total: 789					Engineering: 0 R/W: 0 Construction: 0 FFOS: 0 Payments: 0	15 0 0 0 0	53 0 721 0 0	0 0 0 0 0	0 0 0 0 0	0 0 0 0 0	
County: Carroll Route: RT W Job No.: 1P2219C Length: 0.49 MPO: N Fund Cat: Taking Care Of System Sec Cat: Rehab And Reconst TIP #:	Improvements to sidewalks and pedestrian ramps in Bogard. Fed: 82 State: 19 Local: 0 Awd Date: 2020 Anticipated Fed Cat: S.T.P. Future Cost: 0 Estimate Total: 113					Engineering: 12 R/W: 0 Construction: 0 FFOS: 0 Payments: 0	1 0 0 0 0	1 0 0 0 0	1 0 0 0 0	6 0 92 0 0	0 0 0 0 0	
County: Chariton Route: US 24 Job No.: 1P3005 Length: 13.16 MPO: N Fund Cat: Taking Care Of System Sec Cat: Rehab And Reconst TIP #:	Pavement and shoulder improvements from Rte. 5 in Keytesville to Randolph County line. Fed: 3,461 State: 865 Local: 0 Awd Date: Summer 16 Anticipated Fed Cat: NHPP Future Cost: 0 Estimate Total: 4,508					Engineering: 182 R/W: 0 Construction: 0 FFOS: 0 Payments: 0	287 0 4,039 0 0	0 0 0 0 0	0 0 0 0 0	0 0 0 0 0	0 0 0 0 0	
County: Chariton Route: US 24 Job No.: 1P3132 Length: 0.12 MPO: N Fund Cat: Taking Care Of System Sec Cat: Rehab And Reconst TIP #:	Replace bridge over Middle Fork Chariton River, 1.8 miles west of Rte. 129 near Salisbury. Project involves bridge G0826. Fed: 920 State: 230 Local: 0 Awd Date: 2020 Anticipated Fed Cat: NHPP Future Cost: 0 Estimate Total: 1,150					Engineering: 0 R/W: 0 Construction: 0 FFOS: 0 Payments: 0	5 0 0 0 0	37 0 0 0 0	45 0 0 0 0	80 0 983 0 0	0 0 0 0 0	

* Subject to the approval of the Transportation Improvement Plan by the governing Metropolitan Planning Organization.

Apr-22-2016

Section 4 - 5

District Northwest

Dollars in Thousands



2017-2021 Highway and Bridge Construction Schedule

Transportation Planning

P.O. Box 270
Jefferson City, MO 65102

Construction contingency applied to construction cost in the year the project is awarded.

Three percent project growth factor compounded annually is applied to right-of-way and construction costs in program years 2, 3, 4, and 5.

No inflation is applied to the Funding From Other Sources (FFOS) or Payments.

Engineering includes PE costs, CE costs and R/W incidentals.

						STATE FISCAL YEAR PROJECT BUDGETING					
						Prior Prog.	7/2016- 6/2017	7/2017- 6/2018	7/2018- 6/2019	7/2019- 6/2020	7/2020- 6/2021
County: Chariton	Replace bridge over Mussel Fork River, 0.1 mile west of Keytesville. Project involves bridge H0520.					Engineering:	15	66	112	178	0
Route: US 24						R/W:	0	0	5	0	0
Job No.: 2P2182						Construction:	0	0	0	2,122	0
Length: 0.08	MPO: N					FFOS:	0	0	0	0	0
Fund Cat: Taking Care Of System					Fed: 1,987 State: 496 Local: 0	Payments:	0	0	0	0	0
Sec Cat: Rehab And Reconst	Awd Date: 2019	Anticipated Fed Cat: NHPP									
TIP #:	Future Cost: 0				Estimate Total: 2,498						
County: Chariton	Replace bridge to the overflow structure of the Middle Fork Chariton River, 1.5 miles east of Rte. 129 near Salisbury. Project involves bridge G0891.					Engineering:	28	10	103	172	272
Route: US 24						R/W:	0	0	0	0	0
Job No.: 2P2183						Construction:	0	0	0	0	3,387
Length: 0.06	MPO: N					FFOS:	0	0	0	0	0
Fund Cat: Taking Care Of System					Fed: 3,155 State: 789 Local: 0	Payments:	0	0	0	0	0
Sec Cat: Rehab And Reconst	Awd Date: 2020	Anticipated Fed Cat: NHPP									
TIP #:	Future Cost: 0				Estimate Total: 3,972						
County: Clinton	Replace bridge over McGuire Creek, 1.7 miles west of Rte. 169 near Gower. Project involves bridge Z0383.					Engineering:	0	16	19	0	0
Route: MO 116						R/W:	0	2	0	0	0
Job No.: 1S3125						Construction:	0	0	206	0	0
Length: 0.02	MPO: N					FFOS:	0	0	0	0	0
Fund Cat: Taking Care Of System					AC-State: 195 State: 48 Local: 0	Payments:	0	0	0	0	0
Sec Cat: Rehab And Reconst	Awd Date: Summer 17	Anticipated Fed Cat: S.T.P.									
TIP #:	Future Cost: 0				Estimate Total: 243						
County: Clinton	Replace bridge over Castile Creek, 1 mile southeast of Gower. Project involves bridge L0679.					Engineering:	3	72	122	174	0
Route: US 169						R/W:	0	0	5	0	0
Job No.: 1P3103						Construction:	0	0	0	1,994	0
Length: 0.19	MPO: N					FFOS:	0	0	0	0	0
Fund Cat: Taking Care Of System					Fed: 1,894 State: 473 Local: 0	Payments:	0	0	0	0	0
Sec Cat: Rehab And Reconst	Awd Date: 2019	Anticipated Fed Cat: NHPP									
TIP #:	Future Cost: 0				Estimate Total: 2,370						
County: Clinton	Replace bridge deck over I-35, 4.4 miles south of Cameron. Project involves bridge A1152.					Engineering:	6	13	32	69	0
Route: US 69						R/W:	0	0	0	0	0
Job No.: 1S3059						Construction:	0	0	0	849	0
Length: 0.13	MPO: N					FFOS:	0	0	0	0	0
Fund Cat: Taking Care Of System					Fed: 770 State: 193 Local: 0	Payments:	0	0	0	0	0
Sec Cat: Rehab And Reconst	Awd Date: 2019	Anticipated Fed Cat: NHPP									
TIP #:	Future Cost: 0				Estimate Total: 969						

* Subject to the approval of the Transportation Improvement Plan by the governing Metropolitan Planning Organization.

Apr-22-2016

Section 4 - 6

District Northwest

Dollars in Thousands



2017-2021 Highway and Bridge Construction Schedule

Transportation Planning

P.O. Box 270
Jefferson City, MO 65102

Construction contingency applied to construction cost in the year the project is awarded.

Three percent project growth factor compounded annually is applied to right-of-way and construction costs in program years 2, 3, 4, and 5.

No inflation is applied to the Funding From Other Sources (FFOS) or Payments.

Engineering includes PE costs, CE costs and R/W incidentals.

Construction contingency applied to construction cost in the year the project is awarded. Three percent project growth factor compounded annually is applied to right-of-way and construction costs in program years 2, 3, 4, and 5. No inflation is applied to the Funding From Other Sources (FFOS) or Payments. Engineering includes PE costs, CE costs and R/W incidentals.											STATE FISCAL YEAR PROJECT BUDGETING					
											Prior Prog.	7/2016- 6/2017	7/2017- 6/2018	7/2018- 6/2019	7/2019- 6/2020	7/2020- 6/2021
County: Clinton Route: RT C Job No.: 1S3088 Length: 8.63 MPO: Y Fund Cat: Taking Care Of System Sec Cat: Preventive Maint Awd Date: Summer 16 TIP #: Future Cost: 0 Estimate Total: 967	Pavement and shoulder improvements from Rte. 116 in Plattsburg to Rte. CC in Clay County. \$760,000 Open Container funds.					Engineering: 31	62	0	0	0	0					
						R/W: 6	0	0	0	0	0					
						Construction: 0	868	0	0	0	0					
						FFOS: 0	760	0	0	0	0					
						Payments: 0	0	0	0	0	0					
County: Daviess Route: MO 13 Job No.: 1S0579 Length: 0.15 MPO: N Fund Cat: Taking Care Of System Sec Cat: Rehab And Reconst Awd Date: Fall 17 TIP #: Future Cost: 0 Estimate Total: 1,610	Replace bridge over Honey Creek, 0.5 miles north of Rte. HH near Gallatin. Project involves bridge J0860.					Engineering: 108	42	99	0	0	0					
						R/W: 0	10	0	0	0	0					
						Construction: 0	0	1,351	0	0	0					
						FFOS: 0	0	0	0	0	0					
						Payments: 0	0	0	0	0	0					
County: Daviess Route: MO 190 Job No.: 1S3118 Length: 12.77 MPO: N Fund Cat: Taking Care Of System Sec Cat: Low Type Resurfacing Awd Date: Fall 16 TIP #: Future Cost: 0 Estimate Total: 1,272	Pavement improvement from Rte. F in Jamesport to Rte. U near Lock Springs.					Engineering: 20	99	0	0	0	0					
						R/W: 0	0	0	0	0	0					
						Construction: 0	1,153	0	0	0	0					
						FFOS: 0	0	0	0	0	0					
						Payments: 0	0	0	0	0	0					
County: Daviess Route: IS 35 Job No.: 0I3003E Length: 32.17 MPO: N Fund Cat: Statewide Interstate And Major Bridge Sec Cat: Preventive Maint Awd Date: Spring 17 TIP #: Future Cost: 0 Estimate Total: 268	Job Order Contracting for pavement repair from Rte. 6 in Daviess County near Winston to the Clay County line.					Engineering: 0	18	0	0	0	0					
						R/W: 0	0	0	0	0	0					
						Construction: 0	250	0	0	0	0					
						FFOS: 0	0	0	0	0	0					
						Payments: 0	0	0	0	0	0					
County: Daviess Route: US 69 Job No.: 1L1801D Length: 3.18 MPO: N Fund Cat: Taking Care Of System Sec Cat: Low Type Resurfacing Awd Date: Fall 17 TIP #: Future Cost: 0 Estimate Total: 253	Pavement improvement from I-35 to Rte. 6 West near Altamont.					Engineering: 0	4	17	0	0	0					
						R/W: 0	0	0	0	0	0					
						Construction: 0	0	232	0	0	0					
						FFOS: 0	0	0	0	0	0					
						Payments: 0	0	0	0	0	0					

* Subject to the approval of the Transportation Improvement Plan by the governing Metropolitan Planning Organization.

Apr-22-2016

Section 4 - 7

District Northwest

Dollars in Thousands



2017-2021 Highway and Bridge Construction Schedule

Transportation Planning

P.O. Box 270
Jefferson City, MO 65102

Construction contingency applied to construction cost in the year the project is awarded.

Three percent project growth factor compounded annually is applied to right-of-way and construction costs in program years 2, 3, 4, and 5.

No inflation is applied to the Funding From Other Sources (FFOS) or Payments.

Engineering includes PE costs, CE costs and R/W incidentals.

						STATE FISCAL YEAR PROJECT BUDGETING					
						Prior Prog.	7/2016- 6/2017	7/2017- 6/2018	7/2018- 6/2019	7/2019- 6/2020	7/2020- 6/2021
County: Daviess	Pavement and shoulder improvements from I-35 to Pence Road, 0.4 mile north of Rte. 36 in Cameron. \$690,000 Open Container Funds.	Engineering:	35	207	0	0	0	0	0	0	0
Route: US 69		R/W:	0	0	0	0	0	0	0	0	0
Job No.: 1S3028		Construction:	0	1,750	0	0	0	0	0	0	0
Length: 7.29	MPO: N	FFOS:	0	690	0	0	0	0	0	0	0
Fund Cat: Taking Care Of System	Fed: 1,566 State: 391 Local: 0	Payments:	0	0	0	0	0	0	0	0	0
Sec Cat: Thin Lift Overlay	Awd Date: Fall 16 Anticipated Fed Cat: S.T.P.										
TIP #: Future Cost: 0 Estimate Total: 1,992											
County: Daviess	Replace bridge deck over I-35, 3.8 miles west of Rte. 13 near Coffey. Project involves bridge A1917.	Engineering:	0	15	25	53	0	0	0	0	0
Route: RT B		R/W:	0	0	0	0	0	0	0	0	0
Job No.: 1S3141		Construction:	0	0	0	658	0	0	0	0	0
Length: 0.11	MPO: N	FFOS:	0	0	0	0	0	0	0	0	0
Fund Cat: Taking Care Of System	Fed: 600 State: 151 Local: 0	Payments:	0	0	0	0	0	0	0	0	0
Sec Cat: Rehab And Reconst	Awd Date: 2019 Anticipated Fed Cat: NHPP										
TIP #: Future Cost: 0 Estimate Total: 751											
County: Daviess	Replace bridge deck over I-35, 0.8 mile east of Rte. 69 near Pattonsburg. Project involves bridge A1809.	Engineering:	0	14	24	50	0	0	0	0	0
Route: RT C		R/W:	0	0	0	0	0	0	0	0	0
Job No.: 1S3131		Construction:	0	0	0	626	0	0	0	0	0
Length: 0.11	MPO: N	FFOS:	0	0	0	0	0	0	0	0	0
Fund Cat: Taking Care Of System	Fed: 571 State: 143 Local: 0	Payments:	0	0	0	0	0	0	0	0	0
Sec Cat: Rehab And Reconst	Awd Date: 2019 Anticipated Fed Cat: NHPP										
TIP #: Future Cost: 0 Estimate Total: 714											
County: Daviess	Replace bridge deck over I-35, 1 mile east of Rte. 69 near Pattonsburg. Project involves bridge A1807.	Engineering:	0	8	12	40	0	0	0	0	0
Route: RT DD		R/W:	0	0	0	0	0	0	0	0	0
Job No.: 1S3130		Construction:	0	0	0	546	0	0	0	0	0
Length: 0.11	MPO: N	FFOS:	0	0	0	0	0	0	0	0	0
Fund Cat: Taking Care Of System	Fed: 485 State: 121 Local: 0	Payments:	0	0	0	0	0	0	0	0	0
Sec Cat: Rehab And Reconst	Awd Date: 2019 Anticipated Fed Cat: NHPP										
TIP #: Future Cost: 0 Estimate Total: 606											
County: Daviess	Replace bridge deck over I-35, 1 mile west of Rte. 69 near Altamont. Project involves bridge A1801.	Engineering:	12	10	18	49	0	0	0	0	0
Route: RT KK		R/W:	0	0	0	0	0	0	0	0	0
Job No.: 1S2166		Construction:	0	0	0	637	0	0	0	0	0
Length: 0.08	MPO: N	FFOS:	0	0	0	0	0	0	0	0	0
Fund Cat: Taking Care Of System	Fed: 571 State: 143 Local: 0	Payments:	0	0	0	0	0	0	0	0	0
Sec Cat: Preventive Maint	Awd Date: 2019 Anticipated Fed Cat: NHPP										
TIP #: Future Cost: 0 Estimate Total: 726											

* Subject to the approval of the Transportation Improvement Plan by the governing Metropolitan Planning Organization.

Apr-22-2016

Section 4 - 8

District Northwest

Dollars in Thousands



2017-2021 Highway and Bridge Construction Schedule

Transportation Planning

P.O. Box 270
Jefferson City, MO 65102

Construction contingency applied to construction cost in the year the project is awarded.

Three percent project growth factor compounded annually is applied to right-of-way and construction costs in program years 2, 3, 4, and 5.

No inflation is applied to the Funding From Other Sources (FFOS) or Payments.

Engineering includes PE costs, CE costs and R/W incidentals.

Construction contingency applied to construction cost in the year the project is awarded. Three percent project growth factor compounded annually is applied to right-of-way and construction costs in program years 2, 3, 4, and 5. No inflation is applied to the Funding From Other Sources (FFOS) or Payments. Engineering includes PE costs, CE costs and R/W incidentals.												STATE FISCAL YEAR PROJECT BUDGETING						
												Prior Prog.	7/2016- 6/2017	7/2017- 6/2018	7/2018- 6/2019	7/2019- 6/2020	7/2020- 6/2021	
County: Dekalb	Replace bridge over Third Fork Platte River, 0.3 mile west of Rte. F near Union Star.											Engineering:	0	35	60	84	0	0
Route: US 169	Project involves bridge J0605.											R/W:	0	0	0	0	0	0
Job No.: 1P3146												Construction:	0	0	0	955	0	0
Length: 0.07	MPO: N											FFOS:	0	0	0	0	0	0
Fund Cat: Taking Care Of System	Fed: 908 State: 226 Local: 0											Payments:	0	0	0	0	0	0
Sec Cat: Rehab And Reconst	Awd Date: 2019 Anticipated Fed Cat: NHPP																	
TIP #:	Future Cost: 0 Estimate Total: 1,134																	
County: Dekalb	Pavement improvement from Rte. 169 to Rte. 36 near Clarksdale.											Engineering:	2	305	0	0	0	0
Route: MO 31												R/W:	0	0	0	0	0	0
Job No.: 1P3104												Construction:	0	2,990	0	0	0	0
Length: 16.45	MPO: N											FFOS:	0	0	0	0	0	0
Fund Cat: Taking Care Of System	AC-State: 2,636 State: 659 Local: 0											Payments:	0	0	0	0	0	0
Sec Cat: Thin Lift Overlay	Awd Date: Winter 17 Anticipated Fed Cat: S.T.P.																	
TIP #:	Future Cost: 0 Estimate Total: 3,297																	
County: Dekalb	Replace bridge decks in the eastbound and westbound lanes over I-35 in Cameron.											Engineering:	86	169	0	0	0	0
Route: US 36	Project involves twin bridges A1059.											R/W:	0	0	0	0	0	0
Job No.: 1P0875												Construction:	0	1,930	0	0	0	0
Length: 0.16	MPO: N											FFOS:	0	0	0	0	0	0
Fund Cat: Taking Care Of System	Fed: 1,680 State: 419 Local: 0											Payments:	0	0	0	0	0	0
Sec Cat: Rehab And Reconst	Awd Date: Summer 16 Anticipated Fed Cat: NHPP Federal Oversight																	
TIP #:	Future Cost: 0 Estimate Total: 2,185																	
County: Dekalb	Pavement improvement in eastbound lane from east of Grindstone Creek to Caldwell											Engineering:	29	58	164	0	0	0
Route: US 36	County line, and westbound lane from Rte. C to Caldwell County line near Cameron.											R/W:	0	0	0	0	0	0
Job No.: 1P0918												Construction:	0	0	2,178	0	0	0
Length: 5.47	MPO: N											FFOS:	0	0	0	0	0	0
Fund Cat: Taking Care Of System	AC-State: 1,919 State: 481 Local: 0											Payments:	0	0	0	0	0	0
Sec Cat: Rehab And Reconst	Awd Date: Summer 17 Anticipated Fed Cat: NHPP																	
TIP #:	Future Cost: 0 Estimate Total: 2,429																	
County: Dekalb	Reconstruct the horizontal curve in the westbound lane 0.2 mile east of Rte. 33 near											Engineering:	53	73	231	0	0	0
Route: US 36	Osborn.											R/W:	0	5	0	0	0	0
Job No.: 1P3086												Construction:	0	0	3,046	0	0	0
Length: 0.41	MPO: N											FFOS:	0	0	0	0	0	0
Fund Cat: Safety	Fed: 3,019 State: 336 Local: 0											Payments:	0	0	0	0	0	0
Sec Cat: Safety	Awd Date: Summer 17 Anticipated Fed Cat: Safety Federal Oversight																	
TIP #:	Future Cost: 0 Estimate Total: 3,408																	

* Subject to the approval of the Transportation Improvement Plan by the governing Metropolitan Planning Organization.

Apr-22-2016

Section 4 - 9

District Northwest

Dollars in Thousands



2017-2021 Highway and Bridge Construction Schedule

Transportation Planning

P.O. Box 270
Jefferson City, MO 65102

Construction contingency applied to construction cost in the year the project is awarded.

Three percent project growth factor compounded annually is applied to right-of-way and construction costs in program years 2, 3, 4, and 5.

No inflation is applied to the Funding From Other Sources (FFOS) or Payments.

Engineering includes PE costs, CE costs and R/W incidentals.

Construction contingency applied to construction cost in the year the project is awarded. Three percent project growth factor compounded annually is applied to right-of-way and construction costs in program years 2, 3, 4, and 5. No inflation is applied to the Funding From Other Sources (FFOS) or Payments. Engineering includes PE costs, CE costs and R/W incidentals.												STATE FISCAL YEAR PROJECT BUDGETING						
												Prior Prog.	7/2016- 6/2017	7/2017- 6/2018	7/2018- 6/2019	7/2019- 6/2020	7/2020- 6/2021	
County: Dekalb	Pavement and shoulder improvements on eastbound lanes from east of Rte. 31 to Rte. 33 (north) near Osborn.											Engineering:	2	48	169	0	0	0
Route: US 36												R/W:	0	0	0	0	0	0
Job No.: 1P3105												Construction:	0	0	2,060	0	0	0
Length: 10.50	MPO: N										FFOS:	0	0	0	0	0	0	
Fund Cat: Taking Care Of System	AC-State: 1,822 State: 455 Local: 0											Payments:	0	0	0	0	0	0
Sec Cat: Thin Lift Overlay	Awd Date: Summer 17	Anticipated Fed Cat: NHPP																
TIP #:	Future Cost: 0 Estimate Total: 2,279																	
County: Dekalb	Replace bridge over North Fork Lost Creek, 1.6 miles south of Rte. Z near Maysville. Project involves bridge T0641.											Engineering:	0	2	8	32	54	0
Route: RT A												R/W:	0	0	0	5	0	0
Job No.: 1S3137												Construction:	0	0	0	0	546	0
Length: 0.10	MPO: N										FFOS:	0	0	0	0	0	0	
Fund Cat: Taking Care Of System	Fed: 518 State: 129 Local: 0											Payments:	0	0	0	0	0	0
Sec Cat: Rehab And Reconst	Awd Date: 2020	Anticipated Fed Cat: NHPP																
TIP #:	Future Cost: 0 Estimate Total: 647																	
County: Dekalb	Replace bridge over Ervens Branch, 0.4 mile north of Rte W near Maysville. Project involves bridge S0419.											Engineering:	1	16	40	26	40	0
Route: RT D												R/W:	0	0	0	11	0	0
Job No.: 1S0588												Construction:	0	0	0	0	656	0
Length: 0.40	MPO: N										FFOS:	0	0	0	0	0	0	
Fund Cat: Taking Care Of System	Fed: 632 State: 157 Local: 0											Payments:	0	0	0	0	0	0
Sec Cat: Rehab And Reconst	Awd Date: 2020	Anticipated Fed Cat: NHPP																
TIP #:	Future Cost: 0 Estimate Total: 790																	
County: Dekalb	Pavement improvement from Rte. 169 to end of state maintenance, near Union Star.											Engineering:	0	15	0	0	0	0
Route: RT Z												R/W:	0	0	0	0	0	0
Job No.: 1L1703C												Construction:	0	150	0	0	0	0
Length: 2.01	MPO: N										FFOS:	0	0	0	0	0	0	
Fund Cat: Taking Care Of System	Fed: 132 State: 33 Local: 0											Payments:	0	0	0	0	0	0
Sec Cat: Low Type Resurfacing	Awd Date: Fall 16	Anticipated Fed Cat: S.T.P.																
TIP #:	Future Cost: 0 Estimate Total: 165																	
County: Gentry	Pavement improvement from 1.1 miles east of Rte. 169 to 0.5 mile west of Rte. C in Albany.											Engineering:	9	29	67	0	0	0
Route: US 136												R/W:	0	0	0	0	0	0
Job No.: 1P3006												Construction:	0	0	867	0	0	0
Length: 3.86	MPO: N										FFOS:	0	0	0	0	0	0	
Fund Cat: Taking Care Of System	AC-State: 770 State: 193 Local: 0											Payments:	0	0	0	0	0	0
Sec Cat: Thin Lift Overlay	Awd Date: Summer 17	Anticipated Fed Cat: NHPP																
TIP #:	Future Cost: 0 Estimate Total: 972																	

* Subject to the approval of the Transportation Improvement Plan by the governing Metropolitan Planning Organization.

Apr-22-2016

Section 4 - 10

District Northwest

Dollars in Thousands



2017-2021 Highway and Bridge Construction Schedule

Transportation Planning

P.O. Box 270
Jefferson City, MO 65102

Construction contingency applied to construction cost in the year the project is awarded.

Three percent project growth factor compounded annually is applied to right-of-way and construction costs in program years 2, 3, 4, and 5.

No inflation is applied to the Funding From Other Sources (FFOS) or Payments.

Engineering includes PE costs, CE costs and R/W incidentals.

Construction contingency applied to construction cost in the year the project is awarded. Three percent project growth factor compounded annually is applied to right-of-way and construction costs in program years 2, 3, 4, and 5. No inflation is applied to the Funding From Other Sources (FFOS) or Payments. Engineering includes PE costs, CE costs and R/W incidentals.												STATE FISCAL YEAR PROJECT BUDGETING						
												Prior Prog.	7/2016- 6/2017	7/2017- 6/2018	7/2018- 6/2019	7/2019- 6/2020	7/2020- 6/2021	
County: Gentry	Pavement and shoulder improvements from Stanberry to Rte. 31 in Dekalb County.											Engineering:	3	389	0	0	0	0
Route: US 169												R/W:	0	0	0	0	0	0
Job No.: 1P2208												Construction:	0	3,624	0	0	0	0
Length: 17.70	MPO: N						AC-State: 3,210	State: 803	Local: 0	FFOS:	0	0	0	0	0	0		
Fund Cat: Taking Care Of System												Payments:	0	0	0	0	0	0
Sec Cat: Thin Lift Overlay	Awd Date: Winter 17						Anticipated Fed Cat: S.T.P.											
TIP #:	Future Cost: 0						Estimate Total: 4,016											
County: Harrison	Job Order Contracting for pavement repair from the Iowa State line to Rte. 6 in Daviess County near Winston.											Engineering:	0	18	0	0	0	0
Route: IS 35												R/W:	0	0	0	0	0	0
Job No.: 013003D												Construction:	0	250	0	0	0	0
Length: 49.20	MPO: N						AC-State: 241	State: 27	Local: 0	FFOS:	0	0	0	0	0	0		
Fund Cat: Statewide Interstate And Major Bridge												Payments:	0	0	0	0	0	0
Sec Cat: Preventive Maint	Awd Date: Spring 17						Anticipated Fed Cat: NHPP											
TIP #:	Future Cost: 0						Estimate Total: 268											
County: Harrison	Pavement improvement from Rte. N, at Eagleville, to Rte. 136 at Bethany. Excludes concrete pavement in the southbound lanes north of Bethany.											Engineering:	0	20	134	742	0	0
Route: IS 35												R/W:	0	0	0	0	0	0
Job No.: 113017												Construction:	0	0	0	5,835	0	0
Length: 14.08	MPO: N						AC-State: 6,057	State: 674	Local: 0	FFOS:	0	0	0	0	0	0		
Fund Cat: Statewide Interstate And Major Bridge												Payments:	0	0	0	0	0	0
Sec Cat: Rehab And Reconst	Awd Date: 2019						Anticipated Fed Cat: NHPP	Federal Oversight										
TIP #:	Future Cost: 0						Estimate Total: 6,731											
County: Harrison	Pavement improvements from I-35, at the Iowa State line, to Rte. M in Eagleville.											Engineering:	22	58	0	0	0	0
Route: US 69												R/W:	9	0	0	0	0	0
Job No.: 1L1600D												Construction:	0	814	0	0	0	0
Length: 9.50	MPO: N						Fed: 698	State: 174	Local: 0	FFOS:	0	0	0	0	0	0		
Fund Cat: Taking Care Of System												Payments:	0	0	0	0	0	0
Sec Cat: Low Type Resurfacing	Awd Date: Summer 16						Anticipated Fed Cat: S.T.P.											
TIP #:	Future Cost: 0						Estimate Total: 903											
County: Harrison	Pavement improvement from Rte. AA to Rte. C, near Pattonsburg.											Engineering:	0	9	37	0	0	0
Route: US 69												R/W:	0	0	0	0	0	0
Job No.: 1L1801B												Construction:	0	0	464	0	0	0
Length: 5.89	MPO: N						AC-State: 408	State: 102	Local: 0	FFOS:	0	0	0	0	0	0		
Fund Cat: Taking Care Of System												Payments:	0	0	0	0	0	0
Sec Cat: Low Type Resurfacing	Awd Date: Fall 17						Anticipated Fed Cat: S.T.P.											
TIP #:	Future Cost: 0						Estimate Total: 510											

* Subject to the approval of the Transportation Improvement Plan by the governing Metropolitan Planning Organization.

Apr-22-2016

Section 4 - 11

District Northwest

Dollars in Thousands



2017-2021 Highway and Bridge Construction Schedule

Transportation Planning

P.O. Box 270
Jefferson City, MO 65102

Construction contingency applied to construction cost in the year the project is awarded.

Three percent project growth factor compounded annually is applied to right-of-way and construction costs in program years 2, 3, 4, and 5.

No inflation is applied to the Funding From Other Sources (FFOS) or Payments.

Engineering includes PE costs, CE costs and R/W incidentals.

Construction contingency applied to construction cost in the year the project is awarded. Three percent project growth factor compounded annually is applied to right-of-way and construction costs in program years 2, 3, 4, and 5. No inflation is applied to the Funding From Other Sources (FFOS) or Payments. Engineering includes PE costs, CE costs and R/W incidentals.										STATE FISCAL YEAR PROJECT BUDGETING						
										Prior Prog.	7/2016- 6/2017	7/2017- 6/2018	7/2018- 6/2019	7/2019- 6/2020	7/2020- 6/2021	
County: Harrison	Pavement improvement from Rte. 136 to Rte. 146 near Mount Moriah.									Engineering:	0	100	0	0	0	0
Route: RT CC										R/W:	0	0	0	0	0	0
Job No.: 1L1703J										Construction:	0	1,020	0	0	0	0
Length: 11.80	MPO: N				AC-State: 896	State: 224	Local: 0			FFOS:	0	0	0	0	0	
Fund Cat: Taking Care Of System				Anticipated Fed Cat: S.T.P.						Payments:	0	0	0	0	0	
Sec Cat: Low Type Resurfacing	Awd Date: Winter 17				Future Cost: 0	Estimate Total: 1,120										
TIP #:																
County: Harrison	Replace bridge deck over Big Muddy Creek, 0.1 mile south of Rte. M. Project involves bridge N0408.									Engineering:	0	10	26	0	0	0
Route: RT EE										R/W:	0	0	0	0	0	0
Job No.: 1S3123										Construction:	0	0	309	0	0	0
Length: 0.07	MPO: N				Fed: 276	State: 69	Local: 0			FFOS:	0	0	0	0	0	
Fund Cat: Taking Care Of System				Anticipated Fed Cat: NHPP						Payments:	0	0	0	0	0	
Sec Cat: Rehab And Reconst	Awd Date: Fall 17				Future Cost: 0	Estimate Total: 345										
TIP #:																
County: Harrison	Replace bridge deck over I-35, 1.3 miles west of Rte. 13 near Coffey. Project involves bridge A1919.									Engineering:	0	15	43	0	0	0
Route: RT H										R/W:	0	0	0	0	0	0
Job No.: 1S3124										Construction:	0	0	489	0	0	0
Length: 0.12	MPO: N				Fed: 437	State: 110	Local: 0			FFOS:	0	0	0	0	0	
Fund Cat: Taking Care Of System				Anticipated Fed Cat: NHPP						Payments:	0	0	0	0	0	
Sec Cat: Rehab And Reconst	Awd Date: Fall 17				Future Cost: 0	Estimate Total: 547										
TIP #:																
County: Harrison	Replace bridge deck over Coal Creek, 1.2 miles north of Rte. WW near Cainsville. Project involves bridge N0373.									Engineering:	0	10	26	0	0	0
Route: RT V										R/W:	0	0	0	0	0	0
Job No.: 1S3122										Construction:	0	0	309	0	0	0
Length: 0.06	MPO: N				Fed: 276	State: 69	Local: 0			FFOS:	0	0	0	0	0	
Fund Cat: Taking Care Of System				Anticipated Fed Cat: NHPP						Payments:	0	0	0	0	0	
Sec Cat: Rehab And Reconst	Awd Date: Fall 17				Future Cost: 0	Estimate Total: 345										
TIP #:																
County: Holt	Pavement improvement from Rte. W, in Corning, to Spur 111 in Craig.									Engineering:	0	51	0	0	0	0
Route: MO 111										R/W:	0	0	0	0	0	0
Job No.: 1L1703D										Construction:	0	600	0	0	0	0
Length: 8.30	MPO: N				Fed: 521	State: 130	Local: 0			FFOS:	0	0	0	0	0	
Fund Cat: Taking Care Of System				Anticipated Fed Cat: S.T.P.						Payments:	0	0	0	0	0	
Sec Cat: Low Type Resurfacing	Awd Date: Fall 16				Future Cost: 0	Estimate Total: 651										
TIP #:																

* Subject to the approval of the Transportation Improvement Plan by the governing Metropolitan Planning Organization.

Apr-22-2016

Section 4 - 12

District Northwest

Dollars in Thousands



2017-2021 Highway and Bridge Construction Schedule

Transportation Planning

P.O. Box 270
Jefferson City, MO 65102

Construction contingency applied to construction cost in the year the project is awarded.

Three percent project growth factor compounded annually is applied to right-of-way and construction costs in program years 2, 3, 4, and 5.

No inflation is applied to the Funding From Other Sources (FFOS) or Payments.

Engineering includes PE costs, CE costs and R/W incidentals.

Construction contingency applied to construction cost in the year the project is awarded. Three percent project growth factor compounded annually is applied to right-of-way and construction costs in program years 2, 3, 4, and 5. No inflation is applied to the Funding From Other Sources (FFOS) or Payments. Engineering includes PE costs, CE costs and R/W incidentals.												STATE FISCAL YEAR PROJECT BUDGETING					
												Prior Prog.	7/2016- 6/2017	7/2017- 6/2018	7/2018- 6/2019	7/2019- 6/2020	7/2020- 6/2021
County: Holt Route: MO 111 Job No.: 1S3153 Length: 2.48 MPO: N Fund Cat: Taking Care Of System																	

* Subject to the approval of the Transportation Improvement Plan by the governing Metropolitan Planning Organization.

Apr-22-2016

Section 4 - 13

District Northwest

Dollars in Thousands



2017-2021 Highway and Bridge Construction Schedule

Transportation Planning

P.O. Box 270
Jefferson City, MO 65102

Construction contingency applied to construction cost in the year the project is awarded.

Three percent project growth factor compounded annually is applied to right-of-way and construction costs in program years 2, 3, 4, and 5.

No inflation is applied to the Funding From Other Sources (FFOS) or Payments.

Engineering includes PE costs, CE costs and R/W incidentals.

Construction contingency applied to construction cost in the year the project is awarded. Three percent project growth factor compounded annually is applied to right-of-way and construction costs in program years 2, 3, 4, and 5. No inflation is applied to the Funding From Other Sources (FFOS) or Payments. Engineering includes PE costs, CE costs and R/W incidentals.							STATE FISCAL YEAR PROJECT BUDGETING						
							Prior Prog.	7/2016- 6/2017	7/2017- 6/2018	7/2018- 6/2019	7/2019- 6/2020	7/2020- 6/2021	
County: Holt Route: IS 29 Job No.: 113099 Length: 0.32 MPO: N Fund Cat: Taking Care Of System Sec Cat: Rehab And Reconst TIP #:	Bridge improvements in the northbound and southbound lanes over Kimsey Creek and Rte. E near Mound City. Project involves twin bridges A1770 and A1771.						Engineering:	17	5	12	105	276	0
							R/W:	0	0	0	0	0	0
							Construction:	0	0	0	0	3,856	0
							FFOS:	0	0	0	0	0	0
							Payments:	0	0	0	0	0	0
County: Holt Route: IS 29 Job No.: 1P3023B Length: 0.04 MPO: N Fund Cat: Taking Care Of System Sec Cat: Preventive Maint TIP #:	Bridge painting over Davis Creek, 0.2 mile south of Rte. 118 near Mound City. Project involves twin bridges A1767.						Engineering:	8	31	0	0	0	
							R/W:	0	0	0	0	0	0
							Construction:	0	373	0	0	0	0
							FFOS:	0	0	0	0	0	0
							Payments:	0	0	0	0	0	0
County: Holt Route: IS 29 Job No.: 1P3023C Length: 0.07 MPO: N Fund Cat: Taking Care Of System Sec Cat: Preventive Maint TIP #:	Bridge improvements over Davis Creek and abandoned railroad, 0.2 mile and 0.3 mile south of Rte. 118 near Mound City. Project involves twin bridges A1767 and A1768.						Engineering:	18	101	0	0	0	
							R/W:	40	0	0	0	0	0
							Construction:	0	1,429	0	0	0	0
							FFOS:	0	0	0	0	0	0
							Payments:	0	0	0	0	0	0
County: Holt Route: US 59 Job No.: 1S0605 Length: 0.05 MPO: N Fund Cat: Taking Care Of System Sec Cat: Rehab And Reconst TIP #:	Replace bridge over Davis Creek, 0.1 mile west of Mound City. Project involves bridge H0670.						Engineering:	21	27	48	0	0	
							R/W:	0	5	0	0	0	0
							Construction:	0	0	510	0	0	0
							FFOS:	0	0	0	0	0	0
							Payments:	0	0	0	0	0	0
County: Linn Route: US 36 Job No.: 2P2210 Length: 9.90 MPO: N Fund Cat: Taking Care Of System Sec Cat: Thin Lift Overlay TIP #:	Shoulder improvements in the westbound lane from west of West Yellow Creek to west of Mussel Fork Creek, near Bucklin.						Engineering:	31	5	113	0	0	
							R/W:	0	0	0	0	0	0
							Construction:	0	0	1,545	0	0	0
							FFOS:	0	0	0	0	0	0
							Payments:	0	0	0	0	0	0

* Subject to the approval of the Transportation Improvement Plan by the governing Metropolitan Planning Organization.

Apr-22-2016

Section 4 - 14

District Northwest

Dollars in Thousands



2017-2021 Highway and Bridge Construction Schedule

Transportation Planning

P.O. Box 270
Jefferson City, MO 65102

Construction contingency applied to construction cost in the year the project is awarded.

Three percent project growth factor compounded annually is applied to right-of-way and construction costs in program years 2, 3, 4, and 5.

No inflation is applied to the Funding From Other Sources (FFOS) or Payments.

Engineering includes PE costs, CE costs and R/W incidentals.

Construction contingency applied to construction cost in the year the project is awarded. Three percent project growth factor compounded annually is applied to right-of-way and construction costs in program years 2, 3, 4, and 5. No inflation is applied to the Funding From Other Sources (FFOS) or Payments. Engineering includes PE costs, CE costs and R/W incidentals.											STATE FISCAL YEAR PROJECT BUDGETING							
											Prior Prog.	7/2016- 6/2017	7/2017- 6/2018	7/2018- 6/2019	7/2019- 6/2020	7/2020- 6/2021		
County: Livingston	Pavement improvement from Rte. 65 to Rte. 139 near Hale.										Engineering:	0	15	46	0	0	0	
Route: RT H											R/W:	0	0	0	0	0	0	
Job No.: 1L1801E											Construction:	0	0	618	0	0	0	
Length: 8.01	MPO: N											FFOS:	0	0	0	0	0	0
Fund Cat: Taking Care Of System	AC-State: 543 State: 136 Local: 0										Payments:	0	0	0	0	0	0	
Sec Cat: Low Type Resurfacing	Awd Date: Fall 17	Anticipated Fed Cat: S.T.P.																
TIP #: Future Cost: 0	Estimate Total: 679																	
County: Mercer	Replace bridge over Big Muddy Creek, 2.9 miles east of Rte. 65 near Princeton. Project involves bridge H0953.										Engineering:	43	75	105	0	0	0	
Route: US 136											R/W:	0	5	0	0	0	0	
Job No.: 1P3100											Construction:	0	0	1,140	0	0	0	
Length: 0.10	MPO: N											FFOS:	0	0	0	0	0	0
Fund Cat: Taking Care Of System	Fed: 1,060 State: 265 Local: 0										Payments:	0	0	0	0	0	0	
Sec Cat: Rehab And Reconst	Awd Date: Fall 17	Anticipated Fed Cat: NHPP																
TIP #: Future Cost: 0	Estimate Total: 1,368																	
County: Mercer	Pavement improvement from the Iowa State line to Rte. 136, near Princeton. \$865,000 from District Operating budget.										Engineering:	0	86	0	0	0	0	
Route: RT B											R/W:	0	0	0	0	0	0	
Job No.: 1L1705											Construction:	0	865	0	0	0	0	
Length: 15.38	MPO: N											FFOS:	0	865	0	0	0	0
Fund Cat: Taking Care Of System	Fed: 761 State: 190 Local: 0										Payments:	0	0	0	0	0	0	
Sec Cat: Low Type Resurfacing	Awd Date: Fall 16	Anticipated Fed Cat: S.T.P.																
TIP #: Future Cost: 0	Estimate Total: 951																	
County: Mercer	Replace bridge over Brushy Creek, 5.7 miles south of Rte. B near Mercer. Project involves bridge P0670.										Engineering:	43	80	0	0	0	0	
Route: RT P											R/W:	0	1	0	0	0	0	
Job No.: 2S2179											Construction:	0	615	0	0	0	0	
Length: 0.08	MPO: N											FFOS:	0	0	0	0	0	0
Fund Cat: Taking Care Of System	Fed: 557 State: 139 Local: 0										Payments:	0	0	0	0	0	0	
Sec Cat: Rehab And Reconst	Awd Date: Fall 16	Anticipated Fed Cat: S.T.P.																
TIP #: Future Cost: 0	Estimate Total: 739																	
County: Nodaway	Pavement improvement from Rte. 136, in Burlington Junction, to Rte. B near Maitland.										Engineering:	0	127	0	0	0	0	
Route: MO 113											R/W:	0	0	0	0	0	0	
Job No.: 1L1703E											Construction:	0	1,625	0	0	0	0	
Length: 23.12	MPO: N											FFOS:	0	0	0	0	0	0
Fund Cat: Taking Care Of System	Fed: 1,402 State: 350 Local: 0										Payments:	0	0	0	0	0	0	
Sec Cat: Low Type Resurfacing	Awd Date: Fall 16	Anticipated Fed Cat: S.T.P.																
TIP #: Future Cost: 0	Estimate Total: 1,752																	

* Subject to the approval of the Transportation Improvement Plan by the governing Metropolitan Planning Organization.

Apr-22-2016

Section 4 - 15

District Northwest

Dollars in Thousands



2017-2021 Highway and Bridge Construction Schedule

Construction contingency applied to construction cost in the year the project is awarded.

Three percent project growth factor compounded annually is applied to right-of-way and construction costs in program years 2, 3, 4, and 5.

No inflation is applied to the Funding From Other Sources (FFOS) or Payments.

Engineering includes PE costs, CE costs and R/W incidentals.

						STATE FISCAL YEAR PROJECT BUDGETING					
						Prior Prog.	7/2016- 6/2017	7/2017- 6/2018	7/2018- 6/2019	7/2019- 6/2020	7/2020- 6/2021
County: Nodaway	Replace bridge over Florida Creek, 0.7 mile west of Rte. AB near Maryville. Project involves bridge S0920.	Engineering:	43	5	27	45	62	0			
Route: MO 46		R/W:	0	0	0	0	0	0			
Job No.: 1S0447		Construction:	0	0	0	0	792	0			
Length: 0.10	MPO: N	FFOS:	0	0	0	0	0	0			
Fund Cat: Taking Care Of System	Fed: 745 State: 186 Local: 0	Payments:	0	0	0	0	0	0			
Sec Cat: Rehab And Reconst	Awd Date: 2020 Anticipated Fed Cat: NHPP										
TIP #: Future Cost: 0 Estimate Total: 974											
County: Nodaway	Replace bridge over White Cloud Creek, 2.3 miles east of Rte. AB near Maryville. Project involves bridge S0922.	Engineering:	7	5	30	50	70	0			
Route: MO 46		R/W:	0	0	0	0	0	0			
Job No.: 1S0616		Construction:	0	0	0	0	929	0			
Length: 0.10	MPO: N	FFOS:	0	0	0	0	0	0			
Fund Cat: Taking Care Of System	Fed: 867 State: 217 Local: 0	Payments:	0	0	0	0	0	0			
Sec Cat: Rehab And Reconst	Awd Date: 2020 Anticipated Fed Cat: NHPP										
TIP #: Future Cost: 0 Estimate Total: 1,091											
County: Nodaway	Replace bridge over Big Slough Creek, 0.8 mile west of Rte. AB near Maryville. Project involves bridge S0919.	Engineering:	0	5	26	42	62	0			
Route: MO 46		R/W:	0	0	0	0	0	0			
Job No.: 1S3138		Construction:	0	0	0	0	792	0			
Length: 0.10	MPO: N	FFOS:	0	0	0	0	0	0			
Fund Cat: Taking Care Of System	Fed: 743 State: 184 Local: 0	Payments:	0	0	0	0	0	0			
Sec Cat: Rehab And Reconst	Awd Date: 2020 Anticipated Fed Cat: NHPP										
TIP #: Future Cost: 0 Estimate Total: 927											
County: Nodaway	Replace bridge over stream, 3.2 miles east of Rte. AB near Maryville. Project involves bridge S0921.	Engineering:	0	5	21	35	51	0			
Route: MO 46		R/W:	0	0	0	0	0	0			
Job No.: 1S3139		Construction:	0	0	0	0	656	0			
Length: 0.10	MPO: N	FFOS:	0	0	0	0	0	0			
Fund Cat: Taking Care Of System	Fed: 615 State: 153 Local: 0	Payments:	0	0	0	0	0	0			
Sec Cat: Rehab And Reconst	Awd Date: 2020 Anticipated Fed Cat: NHPP										
TIP #: Future Cost: 0 Estimate Total: 768											
County: Nodaway	Bridge painting over White Cloud Creek, 1.7 miles north of Rte. B near Bolckow. Project involves bridge H0719.	Engineering:	2	12	0	0	0	0			
Route: US 71		R/W:	0	0	0	0	0	0			
Job No.: 1P3056B		Construction:	0	160	0	0	0	0			
Length: 0.20	MPO: N	FFOS:	0	0	0	0	0	0			
Fund Cat: Taking Care Of System	Fed: 138 State: 34 Local: 0	Payments:	0	0	0	0	0	0			
Sec Cat: Preventive Maint	Awd Date: Winter 17 Anticipated Fed Cat: NHPP										
TIP #: Future Cost: 0 Estimate Total: 174											

* Subject to the approval of the Transportation Improvement Plan by the governing Metropolitan Planning Organization.



2017-2021 Highway and Bridge Construction Schedule

Transportation Planning

P.O. Box 270
Jefferson City, MO 65102

Construction contingency applied to construction cost in the year the project is awarded.

Three percent project growth factor compounded annually is applied to right-of-way and construction costs in program years 2, 3, 4, and 5.

No inflation is applied to the Funding From Other Sources (FFOS) or Payments.

Engineering includes PE costs, CE costs and R/W incidentals.

						STATE FISCAL YEAR PROJECT BUDGETING					
						Prior Prog.	7/2016-6/2017	7/2017-6/2018	7/2018-6/2019	7/2019-6/2020	7/2020-6/2021
County: Nodaway	Streambank stabilization to protect bridge pier at bridge over Nodaway River, 2 miles west of Rte. 71 near Clearmont. Project involves bridge L0309. \$674,000 from USDA.	Engineering:	5	93	0	0	0	0	0	0	0
Route: RT C		R/W:	0	0	0	0	0	0	0	0	0
Job No.: 1S3173		Construction:	0	835	0	0	0	0	0	0	0
Length: 0.08	MPO: N	FFOS:	0	627	0	0	0	0	0	0	0
Fund Cat: Taking Care Of System	Fed: 742 State: 186 Local: 0	Payments:	0	0	0	0	0	0	0	0	0
Sec Cat: Systems Operations	Awd Date: Fall 16 Anticipated Fed Cat: Earmark										
TIP #: Future Cost: 0 Estimate Total: 933											
County: Nodaway	Bridge painting over South Fork Clear Creek, 3.2 miles north of Rte. 71 near Maryville. Project involves bridge R0192.	Engineering:	2	6	0	0	0	0	0	0	0
Route: RT FF		R/W:	0	0	0	0	0	0	0	0	0
Job No.: 1S3090B		Construction:	0	67	0	0	0	0	0	0	0
Length: 0.10	MPO: N	FFOS:	0	0	0	0	0	0	0	0	0
Fund Cat: Taking Care Of System	Fed: 59 State: 14 Local: 0	Payments:	0	0	0	0	0	0	0	0	0
Sec Cat: Preventive Maint	Awd Date: Winter 17 Anticipated Fed Cat: S.T.P.										
TIP #: Future Cost: 0 Estimate Total: 75											
County: Nodaway	Bridge painting over Middle Fork 102 River, 0.4 mile east of Rte. 148 near Hopkins. Project involves bridge L0737.	Engineering:	2	8	0	0	0	0	0	0	0
Route: RT JJ		R/W:	0	0	0	0	0	0	0	0	0
Job No.: 1S3057B		Construction:	0	146	0	0	0	0	0	0	0
Length: 0.10	MPO: N	FFOS:	0	0	0	0	0	0	0	0	0
Fund Cat: Taking Care Of System	Fed: 124 State: 30 Local: 0	Payments:	0	0	0	0	0	0	0	0	0
Sec Cat: Preventive Maint	Awd Date: Winter 17 Anticipated Fed Cat: S.T.P.										
TIP #: Future Cost: 0 Estimate Total: 156											
County: Nodaway	Bridge painting over 102 River, 2.2 miles east of Rte. 71 near Arkoe. Project involves bridge R0089.	Engineering:	2	9	0	0	0	0	0	0	0
Route: RT U		R/W:	0	0	0	0	0	0	0	0	0
Job No.: 1S0623B		Construction:	0	140	0	0	0	0	0	0	0
Length: 0.12	MPO: N	FFOS:	0	0	0	0	0	0	0	0	0
Fund Cat: Taking Care Of System	Fed: 119 State: 30 Local: 0	Payments:	0	0	0	0	0	0	0	0	0
Sec Cat: Preventive Maint	Awd Date: Winter 17 Anticipated Fed Cat: S.T.P.										
TIP #: Future Cost: 0 Estimate Total: 151											
County: Putnam	Replace bridge over West Locust Creek, 1 mile east of Rte. E near Unionville. Project involves bridge J0406.	Engineering:	3	124	201	0	0	0	0	0	0
Route: US 136		R/W:	0	5	0	0	0	0	0	0	0
Job No.: 1P3067		Construction:	0	0	1,789	0	0	0	0	0	0
Length: 0.13	MPO: N	FFOS:	0	0	0	0	0	0	0	0	0
Fund Cat: Taking Care Of System	Fed: 1,696 State: 423 Local: 0	Payments:	0	0	0	0	0	0	0	0	0
Sec Cat: Rehab And Reconst	Awd Date: Fall 17 Anticipated Fed Cat: NHPP										
TIP #: Future Cost: 0 Estimate Total: 2,122											

* Subject to the approval of the Transportation Improvement Plan by the governing Metropolitan Planning Organization.

Apr-22-2016

Section 4 - 17

District Northwest

Dollars in Thousands



2017-2021 Highway and Bridge Construction Schedule

Transportation Planning

P.O. Box 270
Jefferson City, MO 65102

Construction contingency applied to construction cost in the year the project is awarded.

Three percent project growth factor compounded annually is applied to right-of-way and construction costs in program years 2, 3, 4, and 5.

No inflation is applied to the Funding From Other Sources (FFOS) or Payments.

Engineering includes PE costs, CE costs and R/W incidentals.

						STATE FISCAL YEAR PROJECT BUDGETING					
						Prior Prog.	7/2016- 6/2017	7/2017- 6/2018	7/2018- 6/2019	7/2019- 6/2020	7/2020- 6/2021
County: Putnam	Replace bridge deck over Brush Creek, 0.6 mile west of Rte. F near Livonia. Project involves bridge H0440.	Engineering:	0	5	10	26	0	0	0	0	0
Route: US 136		R/W:	0	0	0	0	0	0	0	0	0
Job No.: 1P3152		Construction:	0	0	0	318	0	0	0	0	0
Length: 0.02	MPO: N	FFOS:	0	0	0	0	0	0	0	0	0
Fund Cat: Taking Care Of System	Fed: 287 State: 72 Local: 0	Payments:	0	0	0	0	0	0	0	0	0
Sec Cat: Rehab And Reconst	Awd Date: 2019 Anticipated Fed Cat: NHPP										
TIP #: Future Cost: 0 Estimate Total: 359											
County: Putnam	Replace bridge over Elm Branch, 1.1 miles east of Rte. 139 near Lucerne. Project involves bridge J0400.	Engineering:	28	44	78	0	0	0	0	0	0
Route: US 136		R/W:	0	1	0	0	0	0	0	0	0
Job No.: 2P2186		Construction:	0	0	787	0	0	0	0	0	0
Length: 0.13	MPO: N	FFOS:	0	0	0	0	0	0	0	0	0
Fund Cat: Taking Care Of System	Fed: 729 State: 181 Local: 0	Payments:	0	0	0	0	0	0	0	0	0
Sec Cat: Rehab And Reconst	Awd Date: Fall 17 Anticipated Fed Cat: NHPP										
TIP #: Future Cost: 0 Estimate Total: 938											
County: Putnam	Pavement improvement from the Iowa State line to Rte. 6 in Sullivan County. Includes improvements to pedestrian ramps in Newtown.	Engineering:	0	105	237	0	0	0	0	0	0
Route: MO 139		R/W:	0	0	0	0	0	0	0	0	0
Job No.: 1L1800		Construction:	0	0	2,884	0	0	0	0	0	0
Length: 35.61	MPO: N	FFOS:	0	0	0	0	0	0	0	0	0
Fund Cat: Taking Care Of System	AC-State: 2,581 State: 645 Local: 0	Payments:	0	0	0	0	0	0	0	0	0
Sec Cat: Low Type Resurfacing	Awd Date: 2018 Anticipated Fed Cat: S.T.P.										
TIP #: Future Cost: 0 Estimate Total: 3,226											
County: Putnam	Pavement improvements from Iowa State line to Rte. 136 east and from Rte. 136 west to Rte. AA, near Martinstown.	Engineering:	0	115	0	0	0	0	0	0	0
Route: MO 149		R/W:	0	0	0	0	0	0	0	0	0
Job No.: 1L1701		Construction:	0	1,380	0	0	0	0	0	0	0
Length: 18.25	MPO: N	FFOS:	0	0	0	0	0	0	0	0	0
Fund Cat: Taking Care Of System	AC-State: 1,196 State: 299 Local: 0	Payments:	0	0	0	0	0	0	0	0	0
Sec Cat: Low Type Resurfacing	Awd Date: Fall 16 Anticipated Fed Cat: S.T.P.										
TIP #: Future Cost: 0 Estimate Total: 1,495											
County: Putnam	Replace bridge over Shoal Creek, 2.2 miles north of Rte. 129 near Unionville. Project involves bridge N0074.	Engineering:	34	61	0	0	0	0	0	0	0
Route: RT CC		R/W:	0	1	0	0	0	0	0	0	0
Job No.: 2S2180		Construction:	0	413	0	0	0	0	0	0	0
Length: 0.20	MPO: N	FFOS:	0	0	0	0	0	0	0	0	0
Fund Cat: Taking Care Of System	Fed: 380 State: 95 Local: 0	Payments:	0	0	0	0	0	0	0	0	0
Sec Cat: Rehab And Reconst	Awd Date: Fall 16 Anticipated Fed Cat: S.T.P.										
TIP #: Future Cost: 0 Estimate Total: 509											

* Subject to the approval of the Transportation Improvement Plan by the governing Metropolitan Planning Organization.

Apr-22-2016

Section 4 - 18

District Northwest

Dollars in Thousands



2017-2021 Highway and Bridge Construction Schedule

Transportation Planning

P.O. Box 270
Jefferson City, MO 65102

Construction contingency applied to construction cost in the year the project is awarded.

Three percent project growth factor compounded annually is applied to right-of-way and construction costs in program years 2, 3, 4, and 5.

No inflation is applied to the Funding From Other Sources (FFOS) or Payments.

Engineering includes PE costs, CE costs and R/W incidentals.

Construction contingency applied to construction cost in the year the project is awarded. Three percent project growth factor compounded annually is applied to right-of-way and construction costs in program years 2, 3, 4, and 5. No inflation is applied to the Funding From Other Sources (FFOS) or Payments. Engineering includes PE costs, CE costs and R/W incidentals.						STATE FISCAL YEAR PROJECT BUDGETING						
						Prior Prog.	7/2016- 6/2017	7/2017- 6/2018	7/2018- 6/2019	7/2019- 6/2020	7/2020- 6/2021	
County: Putnam	Pavement improvements from Rte. 136 to Schuyler County Line, near Worthington.					Engineering:	0	96	0	0	0	0
Route: RT W						R/W:	0	0	0	0	0	0
Job No.: 1L1702						Construction:	0	1,105	0	0	0	0
Length: 15.93	MPO: N					FFOS:	0	0	0	0	0	0
Fund Cat: Taking Care Of System	AC-State: 961 State: 240 Local: 0					Payments:	0	0	0	0	0	0
Sec Cat: Low Type Resurfacing	Awd Date: Fall 16	Anticipated Fed Cat: S.T.P.										
TIP #:	Future Cost: 0	Estimate Total: 1,201										
County: Sullivan	Pavement improvement from Rte. 6 to Rte. H, near Green City.					Engineering:	0	10	47	0	0	0
Route: MO 129						R/W:	0	0	0	0	0	0
Job No.: 1L1801C						Construction:	0	0	604	0	0	0
Length: 7.71	MPO: N					FFOS:	0	0	0	0	0	0
Fund Cat: Taking Care Of System	AC-State: 529 State: 132 Local: 0					Payments:	0	0	0	0	0	0
Sec Cat: Low Type Resurfacing	Awd Date: Fall 17	Anticipated Fed Cat: S.T.P.										
TIP #:	Future Cost: 0	Estimate Total: 661										
County: Sullivan	Replace bridge over Newtown Branch, 0.6 mile south of Rte. EE near Newtown. Project involves bridge S0583.					Engineering:	25	20	50	78	0	0
Route: MO 139						R/W:	0	0	0	0	0	0
Job No.: 2S2176						Construction:	0	0	0	743	0	0
Length: 0.20	MPO: N					FFOS:	0	0	0	0	0	0
Fund Cat: Taking Care Of System	Fed: 712 State: 179 Local: 0					Payments:	0	0	0	0	0	0
Sec Cat: Rehab And Reconst	Awd Date: 2019	Anticipated Fed Cat: NHPP										
TIP #:	Future Cost: 0	Estimate Total: 916										
County: Sullivan	Repair slide 0.9 mile north of Rte. MM, near Browning.					Engineering:	0	6	0	0	0	0
Route: MO 5						R/W:	0	0	0	0	0	0
Job No.: 1P3155B						Construction:	0	11	0	0	0	0
Length: 0.03	MPO: N					FFOS:	0	0	0	0	0	0
Fund Cat: Taking Care Of System	AC-State: 14 State: 3 Local: 0					Payments:	0	0	0	0	0	0
Sec Cat: Systems Operations	Awd Date: Fall 16	Anticipated Fed Cat: S.T.P.										
TIP #:	Future Cost: 0	Estimate Total: 17										
County: Sullivan	Replace bridge over West Yellow Creek, 0.5 mile east of Rte. P near Milan. Project involves bridge L0796.					Engineering:	9	12	41	56	0	0
Route: MO 6						R/W:	0	0	5	0	0	0
Job No.: 1P3077						Construction:	0	0	0	743	0	0
Length: 0.10	MPO: N					FFOS:	0	0	0	0	0	0
Fund Cat: Taking Care Of System	Fed: 685 State: 172 Local: 0					Payments:	0	0	0	0	0	0
Sec Cat: Rehab And Reconst	Awd Date: 2019	Anticipated Fed Cat: NHPP										
TIP #:	Future Cost: 0	Estimate Total: 866										

* Subject to the approval of the Transportation Improvement Plan by the governing Metropolitan Planning Organization.

Apr-22-2016

Section 4 - 19

District Northwest

Dollars in Thousands



2017-2021 Highway and Bridge Construction Schedule

Transportation Planning

P.O. Box 270
Jefferson City, MO 65102

Construction contingency applied to construction cost in the year the project is awarded.

Three percent project growth factor compounded annually is applied to right-of-way and construction costs in program years 2, 3, 4, and 5.

No inflation is applied to the Funding From Other Sources (FFOS) or Payments.

Engineering includes PE costs, CE costs and R/W incidentals.

						STATE FISCAL YEAR PROJECT BUDGETING					
						Prior Prog.	7/2016- 6/2017	7/2017- 6/2018	7/2018- 6/2019	7/2019- 6/2020	7/2020- 6/2021
County: Sullivan	Repair slides at four locations between Rte. Y and Green City.					Engineering:	0	21	0	0	0
Route: MO 6						R/W:	0	0	0	0	0
Job No.: 1P3155						Construction:	0	158	0	0	0
Length: 0.19	MPO: N			AC-State: 143	State: 36 Local: 0	FFOS:	0	0	0	0	0
Fund Cat: Taking Care Of System			Awd Date: Fall 16	Anticipated Fed Cat: S.T.P.		Payments:	0	0	0	0	0
Sec Cat: Systems Operations			Future Cost: 0	Estimate Total: 179							
TIP #:											
County: Sullivan	Replace bridge over West Locust Creek, 1.3 miles west of Rte. Z near Humphreys. Project involves bridge J0379.					Engineering:	3	48	97	160	0
Route: MO 6						R/W:	0	0	9	0	0
Job No.: 2P0470						Construction:	0	0	0	1,432	0
Length: 0.10	MPO: N			Fed: 1,397	State: 349 Local: 0	FFOS:	0	0	0	0	0
Fund Cat: Taking Care Of System			Awd Date: 2019	Anticipated Fed Cat: NHPP		Payments:	0	0	0	0	0
Sec Cat: Rehab And Reconst			Future Cost: 0	Estimate Total: 1,749							
TIP #:											
County: Sullivan	Replace bridge deck over Rooks Branch, 4.4 miles north of Rte. OO near Milan. Project involves bridge P0528.					Engineering:	0	5	10	24	0
Route: RT BB						R/W:	0	0	0	0	0
Job No.: 1S3151						Construction:	0	0	0	292	0
Length: 0.14	MPO: N			Fed: 265	State: 66 Local: 0	FFOS:	0	0	0	0	0
Fund Cat: Taking Care Of System			Awd Date: 2019	Anticipated Fed Cat: NHPP		Payments:	0	0	0	0	0
Sec Cat: Rehab And Reconst			Future Cost: 0	Estimate Total: 331							
TIP #:											
County: Sullivan	Pavement improvement from Bus. 5 to Rte. 129, near Milan. \$635,000 from District Operating budget.					Engineering:	0	64	0	0	0
Route: RT C						R/W:	0	0	0	0	0
Job No.: 1L1704						Construction:	0	635	0	0	0
Length: 11.06	MPO: N			Fed: 559	State: 140 Local: 0	FFOS:	0	635	0	0	0
Fund Cat: Taking Care Of System			Awd Date: Fall 16	Anticipated Fed Cat: S.T.P.		Payments:	0	0	0	0	0
Sec Cat: Low Type Resurfacing			Future Cost: 0	Estimate Total: 699							
TIP #:											
County: Sullivan	Replace bridge deck over Medicine Creek, 0.5 mile east of Rte. 139 near Newtown. Project involves bridge N0448.					Engineering:	0	5	11	38	0
Route: RT EE						R/W:	0	0	0	0	0
Job No.: 1S3148						Construction:	0	0	0	477	0
Length: 0.04	MPO: N			Fed: 426	State: 105 Local: 0	FFOS:	0	0	0	0	0
Fund Cat: Taking Care Of System			Awd Date: 2019	Anticipated Fed Cat: NHPP		Payments:	0	0	0	0	0
Sec Cat: Rehab And Reconst			Future Cost: 0	Estimate Total: 531							
TIP #:											

* Subject to the approval of the Transportation Improvement Plan by the governing Metropolitan Planning Organization.

Apr-22-2016

Section 4 - 20

District Northwest

Dollars in Thousands



2017-2021 Highway and Bridge Construction Schedule

Transportation Planning

P.O. Box 270
Jefferson City, MO 65102

Construction contingency applied to construction cost in the year the project is awarded.

Three percent project growth factor compounded annually is applied to right-of-way and construction costs in program years 2, 3, 4, and 5.

No inflation is applied to the Funding From Other Sources (FFOS) or Payments.

Engineering includes PE costs, CE costs and R/W incidentals.

Construction contingency applied to construction cost in the year the project is awarded. Three percent project growth factor compounded annually is applied to right-of-way and construction costs in program years 2, 3, 4, and 5. No inflation is applied to the Funding From Other Sources (FFOS) or Payments. Engineering includes PE costs, CE costs and R/W incidentals.											STATE FISCAL YEAR PROJECT BUDGETING					
											Prior Prog.	7/2016- 6/2017	7/2017- 6/2018	7/2018- 6/2019	7/2019- 6/2020	7/2020- 6/2021
County: Sullivan	Replace bridge over East Medicine Creek Drainage Ditch, 0.2 mile east of Rte. 139 near Osgood. Project involves bridge P0956.	Engineering:	0	2	13	57	97	0								
Route: RT PP		R/W:	0	0	0	5	0	0								
Job No.: 1S3140		Construction:	0	0	0	0	983	0								
Length: 0.12	MPO: N	FFOS:	0	0	0	0	0	0								
Fund Cat: Taking Care Of System	Fed: 926 State: 231 Local: 0	Payments:	0	0	0	0	0	0								
Sec Cat: Rehab And Reconst	Awd Date: 2020 Anticipated Fed Cat: NHPP															
TIP #: Future Cost: 0	Estimate Total: 1,157															
County: Sullivan	Replace bridge deck over West Fork Locust Creek, near Harris. Project involves bridge N0366.	Engineering:	0	5	15	24	0	0								
Route: RT ZZ		R/W:	0	0	0	0	0	0								
Job No.: 1S3149		Construction:	0	0	0	318	0	0								
Length: 0.03	MPO: N	FFOS:	0	0	0	0	0	0								
Fund Cat: Taking Care Of System	Fed: 289 State: 73 Local: 0	Payments:	0	0	0	0	0	0								
Sec Cat: Rehab And Reconst	Awd Date: 2019 Anticipated Fed Cat: NHPP															
TIP #: Future Cost: 0	Estimate Total: 362															
County: Various	Safety projects at various locations in the Northwest District. \$679,000 from Statewide Open Container funds.	Engineering:	0	0	0	0	0	0								
Route: Various		R/W:	0	0	0	0	0	0								
Job No.: 0P3018B		Construction:	0	0	699	0	0	0								
Length: 0.00	MPO: N	FFOS:	0	0	679	0	0	0								
Fund Cat: Safety	Fed: 629 State: 70 Local: 0	Payments:	0	0	0	0	0	0								
Sec Cat: Safety	Awd Date: 2018 Anticipated Fed Cat: Safety															
TIP #: Future Cost: 0	Estimate Total: 699															
County: Various	Safety projects at various locations in the Northwest District. \$675,000 from Statewide Open Container funds.	Engineering:	0	0	0	0	0	0								
Route: Various		R/W:	0	0	0	0	0	0								
Job No.: 0P3019B		Construction:	0	0	0	716	0	0								
Length: 0.00	MPO: N	FFOS:	0	0	0	675	0	0								
Fund Cat: Safety	Fed: 644 State: 72 Local: 0	Payments:	0	0	0	0	0	0								
Sec Cat: Safety	Awd Date: 2019 Anticipated Fed Cat: Safety															
TIP #: Future Cost: 0	Estimate Total: 716															
County: Various	Safety projects at various locations in the Northwest District. \$675,000 from Statewide Open Container funds.	Engineering:	0	0	0	0	0	0								
Route: Various		R/W:	0	0	0	0	0	0								
Job No.: 0P3020B		Construction:	0	0	0	0	738	0								
Length: 0.00	MPO: N	FFOS:	0	0	0	0	675	0								
Fund Cat: Safety	Fed: 664 State: 74 Local: 0	Payments:	0	0	0	0	0	0								
Sec Cat: Safety	Awd Date: 2020 Anticipated Fed Cat: Safety															
TIP #: Future Cost: 0	Estimate Total: 738															

* Subject to the approval of the Transportation Improvement Plan by the governing Metropolitan Planning Organization.

Apr-22-2016

Section 4 - 21

District Northwest

Dollars in Thousands



2017-2021 Highway and Bridge Construction Schedule

Transportation Planning

P.O. Box 270
Jefferson City, MO 65102

Construction contingency applied to construction cost in the year the project is awarded.

Three percent project growth factor compounded annually is applied to right-of-way and construction costs in program years 2, 3, 4, and 5.

No inflation is applied to the Funding From Other Sources (FFOS) or Payments.

Engineering includes PE costs, CE costs and R/W incidentals.

Construction contingency applied to construction cost in the year the project is awarded. Three percent project growth factor compounded annually is applied to right-of-way and construction costs in program years 2, 3, 4, and 5. No inflation is applied to the Funding From Other Sources (FFOS) or Payments. Engineering includes PE costs, CE costs and R/W incidentals.												STATE FISCAL YEAR PROJECT BUDGETING					
												Prior Prog.	7/2016- 6/2017	7/2017- 6/2018	7/2018- 6/2019	7/2019- 6/2020	7/2020- 6/2021
County: Various	Safety projects at various locations in the Northwest District. \$675,000 from Statewide											Engineering:	0	0	0	0	0
Route: Various	Open Container funds.											R/W:	0	0	0	0	0
Job No.: 0P3021B												Construction:	0	0	0	0	760
Length: 0.00	MPO: N										FFOS:	0	0	0	0	675	
Fund Cat: Safety	Fed: 684 State: 76 Local: 0											Payments:	0	0	0	0	0
Sec Cat: Safety	Awd Date: 2021 Anticipated Fed Cat: Safety																
TIP #:	Future Cost: 0 Estimate Total: 760																
County: Various	ADA Transition Plan improvements at various locations in the Northwest District.											Engineering:	0	0	0	0	0
Route: Various	\$890,000 from Statewide Transportation Alternatives funds.											R/W:	0	0	0	0	0
Job No.: 0S3018B												Construction:	0	0	917	0	0
Length: 0.00	MPO: N										FFOS:	0	0	890	0	0	
Fund Cat: Taking Care Of System	Fed: 734 State: 183 Local: 0											Payments:	0	0	0	0	0
Sec Cat: N- Ada Trans	Awd Date: 2018 Anticipated Fed Cat: S.T.P.																
TIP #:	Future Cost: 0 Estimate Total: 917																
County: Various	ADA Transition Plan improvements at various locations in the Northwest District.											Engineering:	0	0	0	0	0
Route: Various	\$909,000 from Statewide Transportation Alternatives funds.											R/W:	0	0	0	0	0
Job No.: 0S3019B												Construction:	0	0	0	964	0
Length: 0.00	MPO: N										FFOS:	0	0	0	909	0	
Fund Cat: Taking Care Of System	Fed: 771 State: 193 Local: 0											Payments:	0	0	0	0	0
Sec Cat: N- Ada Trans	Awd Date: 2019 Anticipated Fed Cat: S.T.P.																
TIP #:	Future Cost: 0 Estimate Total: 964																
County: Various	ADA Transition Plan improvements at various locations in the Northwest District.											Engineering:	0	0	0	0	0
Route: Various	\$932,000 from Statewide Transportation Alternatives funds.											R/W:	0	0	0	0	0
Job No.: 0S3020B												Construction:	0	0	0	0	1,018
Length: 0.00	MPO: N										FFOS:	0	0	0	0	932	
Fund Cat: Taking Care Of System	Fed: 814 State: 204 Local: 0											Payments:	0	0	0	0	0
Sec Cat: N- Ada Trans	Awd Date: 2020 Anticipated Fed Cat: S.T.P.																
TIP #:	Future Cost: 0 Estimate Total: 1,018																
County: Various	ADA Transition Plan improvements at various locations in the Northwest District.											Engineering:	0	0	0	0	0
Route: Various	\$932,000 from Statewide Transportation Alternatives funds.											R/W:	0	0	0	0	0
Job No.: 0S3021B												Construction:	0	0	0	0	1,049
Length: 0.00	MPO: N										FFOS:	0	0	0	0	932	
Fund Cat: Taking Care Of System	Fed: 839 State: 210 Local: 0											Payments:	0	0	0	0	0
Sec Cat: N- Ada Trans	Awd Date: 2021 Anticipated Fed Cat: S.T.P.																
TIP #:	Future Cost: 0 Estimate Total: 1,049																

* Subject to the approval of the Transportation Improvement Plan by the governing Metropolitan Planning Organization.

Apr-22-2016

Section 4 - 22

District Northwest

Dollars in Thousands



2017-2021 Highway and Bridge Construction Schedule

Construction contingency applied to construction cost in the year the project is awarded.

Three percent project growth factor compounded annually is applied to right-of-way and construction costs in program years 2, 3, 4, and 5.

No inflation is applied to the Funding From Other Sources (FFOS) or Payments.

Engineering includes PE costs, CE costs and R/W incidentals.

Construction contingency applied to construction cost in the year the project is awarded. Three percent project growth factor compounded annually is applied to right-of-way and construction costs in program years 2, 3, 4, and 5. No inflation is applied to the Funding From Other Sources (FFOS) or Payments. Engineering includes PE costs, CE costs and R/W incidentals.											STATE FISCAL YEAR PROJECT BUDGETING					
											Prior Prog.	7/2016- 6/2017	7/2017- 6/2018	7/2018- 6/2019	7/2019- 6/2020	7/2020- 6/2021
County: Various Route: Various Job No.: 1P3022 Length: 0.00 MPO: Y Fund Cat: Taking Care Of System Sec Cat: Routine Maintenance Awd Date: Spring 17 TIP #: HE201605	Job Order Contracting for guard cable and guardrail repair at various major route locations in the Northwest District. Fed: 301 State: 76 Local: 0 Anticipated Fed Cat: NHPP Future Cost: 0 Estimate Total: 379					Engineering: 2 R/W: 0 Construction: 0 FFOS: 0 Payments: 0	27 0 350 0 0	0 0 0 0 0	0 0 0 0 0	0 0 0 0 0						
County: Various Route: Various Job No.: 1P3126 Length: 0.00 MPO: Y Fund Cat: Taking Care Of System Sec Cat: Routine Maintenance Awd Date: 2018 TIP #: 	Job Order Contracting for guard cable and guardrail repair at various major route locations in the Northwest District. Fed: 312 State: 78 Local: 0 Anticipated Fed Cat: S.T.P. Future Cost: 0 Estimate Total: 390					Engineering: 0 R/W: 0 Construction: 0 FFOS: 0 Payments: 0	0 0 0 0 0	29 0 361 0 0	0 0 0 0 0	0 0 0 0 0						
County: Various Route: Various Job No.: 1P3147 Length: 0.00 MPO: N Fund Cat: Taking Care Of System Sec Cat: Preventive Maint Awd Date: 2019 TIP #: 	Replace expansion joints on various major route bridges in the Northwest District. AC-State: 946 State: 236 Local: 0 Anticipated Fed Cat: NHPP Future Cost: 0 Estimate Total: 1,182					Engineering: 0 R/W: 0 Construction: 0 FFOS: 0 Payments: 0	0 0 0 0 0	20 0 0 0 0	80 0 1,082 0 0	0 0 0 0 0						
County: Various Route: Various Job No.: 1P3150 Length: 125.00 MPO: N Fund Cat: Taking Care Of System Sec Cat: Thin Lift Overlay Awd Date: 2019 TIP #: 	Pavement improvement on various routes in the Northwest District. AC-State: 8,358 State: 2,090 Local: 0 Anticipated Fed Cat: S.T.P. Future Cost: 0 Estimate Total: 10,448					Engineering: 0 R/W: 0 Construction: 0 FFOS: 0 Payments: 0	20 0 0 0 0	200 0 0 0 0	680 0 9,548 0 0	0 0 0 0 0						
County: Worth Route: MO 246 Job No.: 1S1049 Length: 0.10 MPO: N Fund Cat: Taking Care Of System Sec Cat: Rehab And Reconst Awd Date: Summer 16 TIP #: 	Replace bridge over the Platte River, 1 mile east of Rte. 46 near Sheridan. Project involves bridge J0840. Fed: 1,006 State: 252 Local: 0 Anticipated Fed Cat: NHPP Future Cost: 0 Estimate Total: 1,372					Engineering: 102 R/W: 12 Construction: 0 FFOS: 0 Payments: 0	94 0 1,164 0 0	0 0 0 0 0	0 0 0 0 0	0 0 0 0 0						

* Subject to the approval of the Transportation Improvement Plan by the governing Metropolitan Planning Organization.



2017-2021 Highway and Bridge Construction Schedule

Transportation Planning

P.O. Box 270
Jefferson City, MO 65102

Construction contingency applied to construction cost in the year the project is awarded.

Three percent project growth factor compounded annually is applied to right-of-way and construction costs in program years 2, 3, 4, and 5.

No inflation is applied to the Funding From Other Sources (FFOS) or Payments.

Engineering includes PE costs, CE costs and R/W incidentals.

Construction contingency applied to construction cost in the year the project is awarded. Three percent project growth factor compounded annually is applied to right-of-way and construction costs in program years 2, 3, 4, and 5. No inflation is applied to the Funding From Other Sources (FFOS) or Payments. Engineering includes PE costs, CE costs and R/W incidentals.							STATE FISCAL YEAR PROJECT BUDGETING						
							Prior Prog.	7/2016- 6/2017	7/2017- 6/2018	7/2018- 6/2019	7/2019- 6/2020	7/2020- 6/2021	
County: Worth	Pavement improvement from Rte. 169, at Grant City, to Rte. 69 near Eagleville.						Engineering:	37	124	0	0	0	0
Route: MO 46							R/W:	10	0	0	0	0	0
Job No.: 1L1600E							Construction:	0	1,781	0	0	0	0
Length: 24.19	MPO: N					Fed: 1,525 State: 380 Local: 0	FFOS:	0	0	0	0	0	
Fund Cat: Taking Care Of System							Payments:	0	0	0	0	0	
Sec Cat: Low Type Resurfacing	Awd Date: Summer 16	Anticipated Fed Cat: S.T.P.											
TIP #:	Future Cost: 0		Estimate Total: 1,952										
County: Worth	Replace bridge over Middle Fork of the Grand River, 0.2 mile west of Rte. A near Sheridan. Project involves bridge G0795.						Engineering:	239	109	0	0	0	0
Route: MO 46							R/W:	11	0	0	0	0	0
Job No.: 1S2227							Construction:	0	2,537	0	0	0	0
Length: 0.44	MPO: N					Fed: 2,117 State: 529 Local: 0	FFOS:	0	0	0	0	0	
Fund Cat: Flexible & Other							Payments:	0	0	0	0	0	
Sec Cat: Rehab And Reconst	Awd Date: Fall 16	Anticipated Fed Cat: NHPP											
TIP #:	Future Cost: 0		Estimate Total: 2,896										
County: Worth	Replace bridge over the Middle Fork Grand River, 0.5 mile north of Rte. W near Gentry. Project involves bridge H0617.						Engineering:	0	10	54	90	130	0
Route: RT YY							R/W:	0	0	0	0	0	0
Job No.: 1S3134							Construction:	0	0	0	0	1,661	0
Length: 0.14	MPO: N					Fed: 1,556 State: 389 Local: 0	FFOS:	0	0	0	0	0	0
Fund Cat: Taking Care Of System							Payments:	0	0	0	0	0	0
Sec Cat: Rehab And Reconst	Awd Date: 2020	Anticipated Fed Cat: NHPP											
TIP #:	Future Cost: 0		Estimate Total: 1,945										

* Subject to the approval of the Transportation Improvement Plan by the governing Metropolitan Planning Organization.

Apr-22-2016

Section 4 - 24

District Northwest

Dollars in Thousands



2017-2021 Highway and Bridge Construction Schedule

Transportation Planning

P.O. Box 270
Jefferson City, MO 65102

Construction contingency applied to construction cost in the year the project is awarded.
Three percent project growth factor compounded annually is applied to right-of-way and construction costs in program years 2, 3, 4, and 5.
No inflation is applied to the Funding From Other Sources (FFOS) or Payments.
Engineering includes PE costs, CE costs and R/W incidentals.

STATE FISCAL YEAR PROJECT BUDGETING						
	Prior Prog.	7/2016- 6/2017	7/2017- 6/2018	7/2018- 6/2019	7/2019- 6/2020	7/2020- 6/2021
FFOS:	30	5,638	1,569	1,584	1,607	1,607
Total R/W:	89	137	44	26	0	0
Total Construction:	0	45,734	50,383	47,819	17,854	1,809
Paybacks:	0	0	0	0	0	0
Sub-Total:	89	45,871	50,427	47,845	17,854	1,809
Total Engineering:	2,032	6,238	5,803	4,871	1,272	0
Grand Total:	2,121	52,109	56,230	52,716	19,126	1,809

	2017	2018	2019	2020	2021
State	10,069	8,901	9,803	3,338	286
AC-State	13,556	31,765	19,316	0	0
Local	0	0	0	0	0
Sub-total State	23,625	40,666	29,119	3,338	286

Federal					
Sub-total Federal	28,484	15,564	23,597	15,788	1,523
Grand Total	52,109	56,230	52,716	19,126	1,809

Project Count: 118

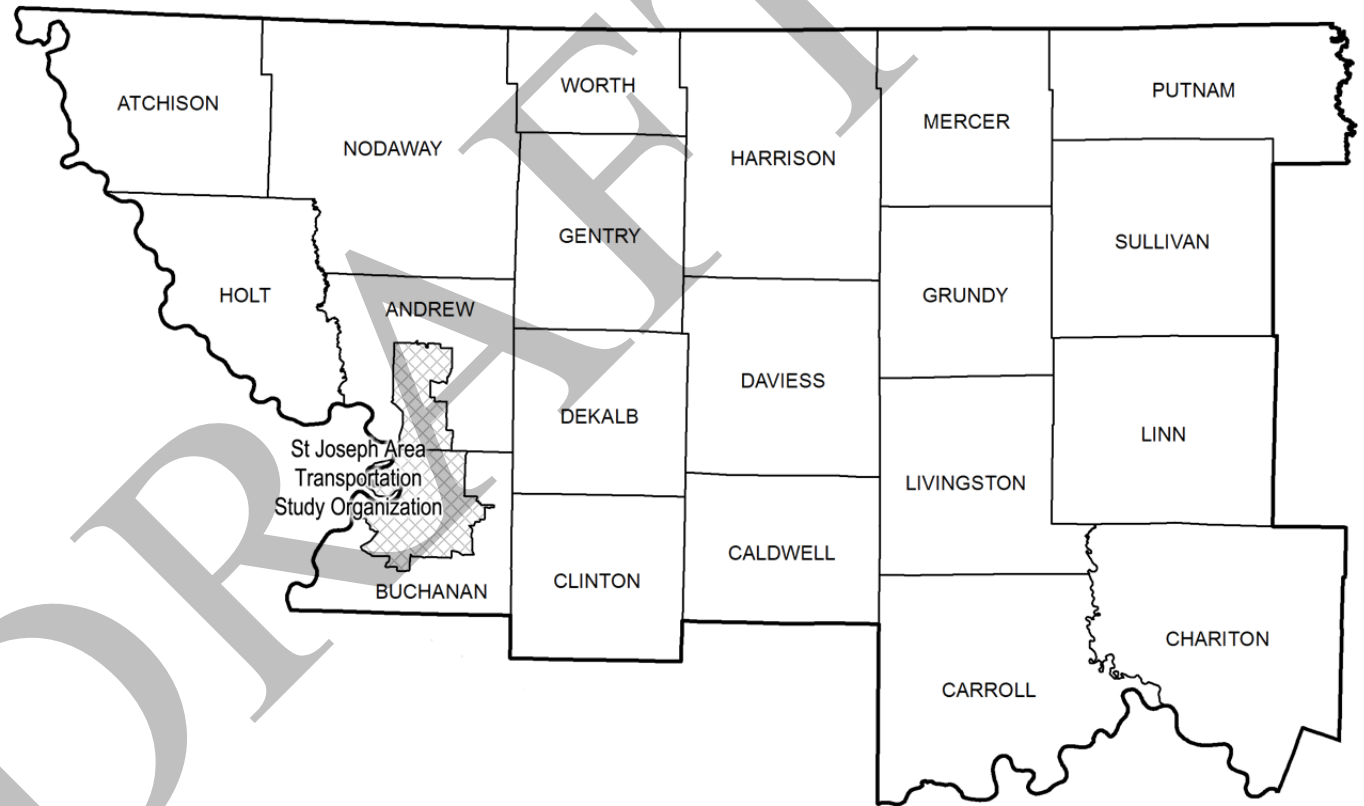
* Subject to the approval of the Transportation Improvement Plan by the governing Metropolitan Planning Organization.

Apr-22-2016

Section 4 - 1

District Northwest

Dollars in Thousands



MoDOT's Northwest District

PAYMENT PROJECTS



2017-2021 Highway and Bridge Construction Schedule

Transportation Planning

P.O. Box 270
Jefferson City, MO 65102

Construction contingency applied to construction cost in the year the project is awarded.

Three percent project growth factor compounded annually is applied to right-of-way and construction costs in program years 2, 3, 4, and 5.

No inflation is applied to the Funding From Other Sources (FFOS) or Payments.

Engineering includes PE costs, CE costs and R/W incidentals.

Construction contingency applied to construction cost in the year the project is awarded. Three percent project growth factor compounded annually is applied to right-of-way and construction costs in program years 2, 3, 4, and 5. No inflation is applied to the Funding From Other Sources (FFOS) or Payments. Engineering includes PE costs, CE costs and R/W incidentals.												STATE FISCAL YEAR PROJECT BUDGETING						
												Prior Prog.	7/2016- 6/2017	7/2017- 6/2018	7/2018- 6/2019	7/2019- 6/2020	7/2020- 6/2021	
County: Buchanan	Payback from the Economic Development program to Buchanan County Agri-Business Center Board in SFY 2021 for the design, engineering and Right of way for project 1P3035.											Engineering:	0	0	0	0	0	0
Route: US 36												R/W:	0	0	0	0	0	0
Job No.: 1P3035Z												Construction:	0	0	0	0	0	0
Length: 0.50	MPO: Y					Fed: 0	State: 357	Local: 0			FFOS:	0	0	0	0	357		
Fund Cat: Flexible & Other												Payments:	0	0	0	0	0	357
Sec Cat: Regional	Awd Date: N/A	Anticipated Fed Cat: State																
TIP #: 	Future Cost: 0				Estimate Total: 357													
County: Linn	Section 14 streambank protection project with the Corps of Engineers near Locust Creek, 0.5 mile west of Rte. 5 near Browning. Corps to design and administer project. Cost represents MoDOT's share. Payment to Corp for design work. Near bridge A2098.											Engineering:	8	7	0	0	0	0
Route: RT MM												R/W:	0	20	0	0	0	0
Job No.: 1S3079												Construction:	0	0	0	0	0	0
Length: 0.13	MPO: N					Fed: 230	State: 57	Local: 0			FFOS:	0	0	0	0	0		
Fund Cat: Flexible & Other												Payments:	40	260	0	0	0	0
Sec Cat: Rehab And Reconst	Awd Date: N/A	Anticipated Fed Cat: S.T.P.																
TIP #: 	Future Cost: 0				Estimate Total: 335													
County: Various	On-call work zone law enforcement at various locations in the Northwest District.											Engineering:	0	0	0	0	0	0
Route: Various												R/W:	0	0	0	0	0	0
Job No.: 1P3154												Construction:	0	0	0	0	0	0
Length: 0.00	MPO: N					Fed: 45	State: 5	Local: 0			FFOS:	0	0	0	0	0		
Fund Cat: Safety												Payments:	0	50	0	0	0	0
Sec Cat: Safety	Awd Date: N/A	Anticipated Fed Cat: Safety																
TIP #: 	Future Cost: 0				Estimate Total: 50													
County: Various	On-call work zone law enforcement at various locations in the Northwest District.											Engineering:	0	0	0	0	0	0
Route: Various												R/W:	0	0	0	0	0	0
Job No.: 1P3174												Construction:	0	0	0	0	0	0
Length: 0.00	MPO: N					Fed: 45	State: 5	Local: 0			FFOS:	0	0	0	0	0		
Fund Cat: Safety												Payments:	0	0	50	0	0	0
Sec Cat: Safety	Awd Date: N/A	Anticipated Fed Cat: Safety																
TIP #: 	Future Cost: 0				Estimate Total: 50													
County: Various	Payback beginning in SFY 2008 for Safe and Sound bridge improvements in the Northwest District.											Engineering:	0	0	0	0	0	0
Route: Various												R/W:	169	0	0	0	0	0
Job No.: 5B08000												Construction:	0	0	0	0	0	0
Length: 0.00	MPO: Y					Fed: 0	State: 43,615	Local: 0			FFOS:	169	0	0	0	0		
Fund Cat: Taking Care Of System												Payments:	45,185	8,723	8,723	8,723	8,723	8,723
Sec Cat: Rehab And Reconst	Awd Date: N/A	Anticipated Fed Cat: State																
TIP #: BR-33	Future Cost: > 100,000				Estimate Total: 88,969													

* Subject to the approval of the Transportation Improvement Plan by the governing Metropolitan Planning Organization.

Apr-22-2016

Section 4 - 1

District Northwest

Dollars in Thousands



2017-2021 Highway and Bridge Construction Schedule

Transportation Planning

P.O. Box 270
Jefferson City, MO 65102

Construction contingency applied to construction cost in the year the project is awarded.
Three percent project growth factor compounded annually is applied to right-of-way and construction costs in program years 2, 3, 4, and 5.
No inflation is applied to the Funding From Other Sources (FFOS) or Payments.
Engineering includes PE costs, CE costs and R/W incidentals.

STATE FISCAL YEAR PROJECT BUDGETING						
	Prior Prog.	7/2016- 6/2017	7/2017- 6/2018	7/2018- 6/2019	7/2019- 6/2020	7/2020- 6/2021
FFOS:	169	0	0	0	0	357
Total R/W:	169	20	0	0	0	0
Total Construction:	0	0	0	0	0	0
Paybacks:	45,225	9,033	8,773	8,723	8,723	9,080
Sub-Total:	45,394	9,053	8,773	8,723	8,723	9,080
Total Engineering:	8	7	0	0	0	0
Grand Total:	45,402	9,060	8,773	8,723	8,723	9,080
		2017	2018	2019	2020	2021
State		8,785	8,728	8,723	8,723	9,080
AC-State		0	0	0	0	0
Local		0	0	0	0	0
Sub-total State		8,785	8,728	8,723	8,723	9,080
Federal						
Sub-total Federal		275	45	0	0	0
Grand Total		9,060	8,773	8,723	8,723	9,080

Project Count: 5

* Subject to the approval of the Transportation Improvement Plan by the governing Metropolitan Planning Organization.

Apr-22-2016

Section 4 - 1

District Northwest

Dollars in Thousands



2017-2021 Highway and Bridge Construction Schedule

Transportation Planning

P.O. Box 270
Jefferson City, MO 65102

Construction contingency applied to construction cost in the year the project is awarded.
Three percent project growth factor compounded annually is applied to right-of-way and construction costs in program years 2, 3, 4, and 5.

No inflation is applied to the Funding From Other Sources (FFOS) or Payments.

Engineering includes PE costs, CE costs and R/W incidentals.

Northwest

Total

STATE FISCAL YEAR PROJECT BUDGETING					
Prior Prog.	7/2016-6/2017	7/2017-6/2018	7/2018-6/2019	7/2019-6/2020	7/2020-6/2021

FFOS:	199	5,638	1,569	1,584	1,607	1,964
Total R/W:	258	157	44	26	0	0
Total Construction:	0	45,734	50,383	47,819	17,854	1,809
Paybacks:	45,225	9,033	8,773	8,723	8,723	9,080
Sub-Total:	45,483	54,924	59,200	56,568	26,577	10,889
Total Engineering:	2,040	6,245	5,803	4,871	1,272	0
Grand Total:	47,523	61,169	65,003	61,439	27,849	10,889

	2017	2018	2019	2020	2021
State	18,854	17,629	18,526	12,061	9,366
AC-State	13,556	31,765	19,316	0	0
Local	0	0	0	0	0
Sub-total State	32,410	49,394	37,842	12,061	9,366
Federal					
Sub-total Federal	28,759	15,609	23,597	15,788	1,523
Grand Total	61,169	65,003	61,439	27,849	10,889

Project Count: 123

* Subject to the approval of the Transportation Improvement Plan by the governing Metropolitan Planning Organization.

Apr-22-2016

Section 4 - 1

District Northwest

Dollars in Thousands

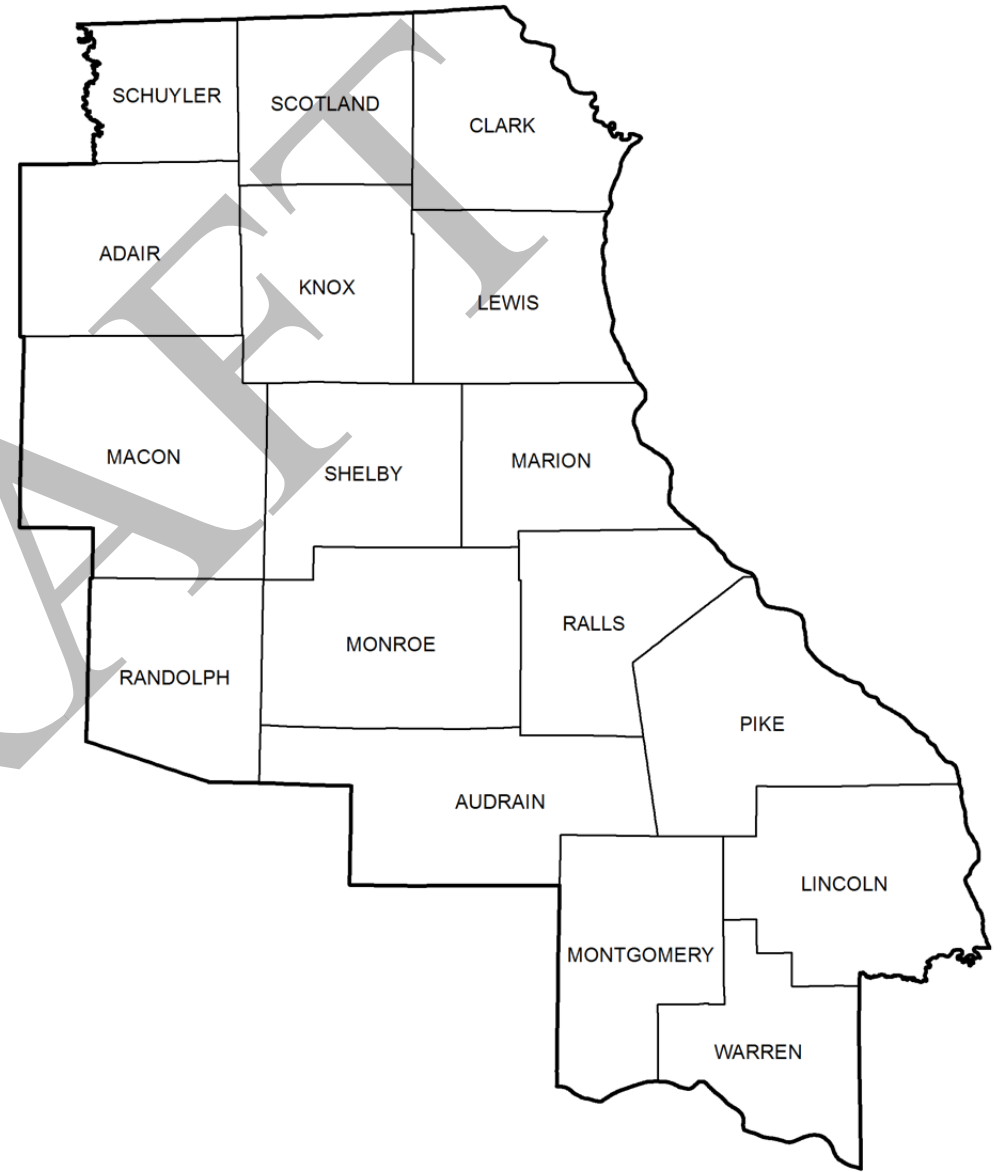
**District Program Summary
Northwest**

(Dollars in Millions)

Amounts include construction and right of way, excludes engineering.

State Fiscal Year	2017	2018	2019	2020	2021
Statewide Interstate And Major Bridge - Available					
Statewide Interstate And Major Bridge - FFOS	0.000	0.000	0.000	0.000	0.000
Statewide Interstate And Major Bridge - Fund Transfers	1.000	17.414	7.132	0.000	0.000
Statewide Interstate And Major Bridge - Carryover	0.170	0.000	0.000	0.000	0.000
Award and Completed Project Adjustments	0.000	0.000	0.000	0.000	0.000
Statewide Interstate And Major Bridge - Total Available	1.170	17.414	7.132	0.000	0.000
Statewide Interstate And Major Bridge - Programmed	1.000	17.936	7.566	0.000	0.000
Safety - Available	1.094	1.174	1.156	1.183	1.174
Safety - FFOS	0.000	0.679	0.675	0.675	0.675
Safety - Fund Transfers	-1.450	0.000	0.000	0.000	0.000
Safety - Carryover	1.432	0.000	0.000	0.000	0.000
Award and Completed Project Adjustments	0.310	0.140	0.000	0.081	0.000
Safety - Total Available	1.386	1.993	1.831	1.939	1.849
Safety - Programmed	0.055	3.795	0.716	0.738	0.760
Taking Care Of System - Available	21.439	23.294	23.003	23.529	23.349
Taking Care Of System - FFOS	5.638	0.890	0.909	0.932	0.932
Taking Care Of System - Fund Transfers	32.813	18.438	0.000	0.000	0.000
Taking Care Of System - Carryover	-13.361	0.000	0.000	0.000	0.000
Award and Completed Project Adjustments	0.250	-2.250	9.390	-0.682	0.000
Taking Care Of System - Total Available	46.779	40.372	33.302	23.779	24.281
Taking Care Of System - Programmed	51.052	37.468	48.286	25.841	9.772
Flexible & Other - Available					
Flexible & Other - FFOS	0.000	0.000	0.000	0.000	0.357
Flexible & Other - Fund Transfers	1.255	0.000	0.000	0.000	0.000
Flexible & Other - Carryover	2.794	0.000	0.000	0.000	0.000
Award and Completed Project Adjustments	0.010	-1.240	0.090	-0.324	0.000
Flexible & Other - Total Available	4.059	-1.240	0.090	-0.324	0.357
Flexible & Other - Programmed	2.817	0.000	0.000	0.000	0.357
Statewide Major Projects & Emerging Needs - Available					
Statewide Major Projects & Emerging Needs - FFOS	0.000	0.000	0.000	0.000	0.000
Statewide Major Projects & Emerging Needs - Fund Transfers	0.000	0.000	0.000	0.000	0.000
Statewide Major Projects & Emerging Needs - Carryover	2.020	0.000	0.000	0.000	0.000
Award and Completed Project Adjustments	0.000	0.000	0.000	0.000	0.000
Statewide Major Projects & Emerging Needs - Total Available	2.020	0.000	0.000	0.000	0.000
Statewide Major Projects & Emerging Needs - Programmed	0.000	0.000	0.000	0.000	0.000
Statewide Amendment 3 - Available					
Statewide Amendment 3 - FFOS	0.000	0.000	0.000	0.000	0.000
Statewide Amendment 3 - Fund Transfers	0.000	0.000	0.000	0.000	0.000
Statewide Amendment 3 - Carryover	0.010	0.000	0.000	0.000	0.000
Award and Completed Project Adjustments	0.000	0.000	0.000	0.000	0.000
Statewide Amendment 3 - Total Available	0.010	0.000	0.000	0.000	0.000
Statewide Amendment 3 - Programmed	0.000	0.000	0.000	0.000	0.000
Total Categorized Funding Available by SFY	55.424	58.539	42.355	25.394	26.487
Total Flexible Funds Available	0.008	0.549	16.191	22.824	21.237
Adjustments	0.570	-3.350	9.480	-0.925	0.000
Carryovers	-6.935				
Total Available by SFY	55.432	59.088	58.546	48.218	47.724
Total Programmed by SFY	54.924	59.199	56.568	26.579	10.889

*Note: Three percent inflation compounded annually applied to program years 2018 - 2021
Two percent construction contingency applied to construction.*



MoDOT's Northeast District

PROJECT DESCRIPTION KEY

2017-2021 Highway and Bridge Construction Schedule

Construction contingency applied to construction cost in the year the project is awarded.

Three percent project growth factor compounded annually is applied to right-of-way and construction in program years 2, 3, 4, and 5.

No inflation is applied to the Funding From Other Sources (FFOS) or Payments.

Engineering includes PE costs, CE costs, and R/W incidentals.

County:	XX				Engineering:	99	9	0	0	0	0
Route:	XX				R/W:	0	0	99	0	0	0
Job No.:					Construction:	0	0	0	999	0	0
Length:	MPO:	Fed:	State:	Local:							
Fund Cat:				Federal Oversight							
Sec Cat:	Award Date	Anticipated Fed Cat:			FFOS:	0	0	0	99	0	0
TIP#	Future Cost:		Estimate Total:		Payments:	0	99	0	0	0	0

<p>Anticipated Federal Funding Category^</p> <p>Estimated cost range beyond 2021.</p> <p>Date project is to be awarded to begin construction (Season and calendar year for 2016 & 2017. SFY only beyond 2017).</p> <p>Metropolitan Planning Organization (Y/N).</p> <p>Project description and location.</p> <p>County location of project.</p> <p>Route location of project.</p> <p>Project number used to track project costs.</p> <p>Total length in 1/100 miles.</p> <p>Primary Funding Category.*</p> <p>Secondary Funding Category.**</p> <p>Transportation Improvement Plan</p>	<p>Projects with full oversight by the Federal Highway Administration.</p> <p>Total project cost estimate.</p> <p>Federal, Advanced CN-State, State and Local share of project costs.</p> <p>Dollars programmed in previous STIPs.</p>	<p>Dollars funded from other sources.</p> <p>Dollars for construction, utilities and</p> <p>Dollars for right-of-way (land acquisition).</p> <p>Dollars to be paid back for accelerating the project or payments to others.</p> <p>Dollars for engineering that include preliminary engineering, construction engineering and right-of-way incidentals.</p>
	<p>*Primary Funding Category:</p> <p>Take Care of System</p> <p>Statewide Interstate & Major Bridge</p> <p>Safety</p> <p>Statewide Safety</p> <p>Flexible & Other</p> <p>Amendment 3</p> <p>**Secondary Funding Category:</p> <p>Enhancements</p> <p>Low Type Resurfacing</p> <p>N - Ada Trans (ADA Transition Plan)</p> <p>Preventive Maint (Preventive Maintenance)</p> <p>Regional</p> <p>Rehab And Reconst (Rehabilitation and Reconstruction)</p> <p>Routine Maintenance</p> <p>Safety</p> <p>Systems Operations</p> <p>Thin Lift Overlay</p> <p>Urban Safety</p>	<p>^Anticipated Federal Funding Category:</p> <p>CMAQ - Congestion Mitigation and Air Quality.</p> <p>* Usually 80% Federal & 20% State funds.</p> <p>Earmark - usually 80% Federal & 20% State funds.</p> <p>NHFP - National Highway Freight Program.</p> <p>* Usually 80% Federal & 20% State funds.</p> <p>NHPP - National Highway Performance Program.</p> <p>* Usually 80% Federal & 20% State funds.</p> <p>* Sometimes 90% Federal & 10% State funds.</p> <p>Safety - usually 90% Federal & 10% State funds.</p> <p>State - No federal funds, state only funded.</p> <p>STP - Surface Transportation Block Grant Program.</p> <p>* Usually 80% Federal & 20% State funds.</p>

(All Costs in Thousands)



2017-2021 Highway and Bridge Construction Schedule

Transportation Planning

P.O. Box 270
Jefferson City, MO 65102

Construction contingency applied to construction cost in the year the project is awarded.

Three percent project growth factor compounded annually is applied to right-of-way and construction costs in program years 2, 3, 4, and 5.

No inflation is applied to the Funding From Other Sources (FFOS) or Payments.

Engineering includes PE costs, CE costs and R/W incidentals.

Construction contingency applied to construction cost in the year the project is awarded. Three percent project growth factor compounded annually is applied to right-of-way and construction costs in program years 2, 3, 4, and 5. No inflation is applied to the Funding From Other Sources (FFOS) or Payments. Engineering includes PE costs, CE costs and R/W incidentals.											STATE FISCAL YEAR PROJECT BUDGETING					
											Prior Prog.	7/2016- 6/2017	7/2017- 6/2018	7/2018- 6/2019	7/2019- 6/2020	7/2020- 6/2021
County: Adair Route: MO 6 Job No.: 2L1700C Length: 0.04 MPO: N Fund Cat: Taking Care Of System Sec Cat: Rehab And Reconst Awd Date: Summer 16 TIP #: Future Cost: 0 Estimate Total: 140	Repair slides 0.8 mile and 1.3 miles west of Rte. K near Novinger (2 disconnected sections). Fed: 111 State: 28 Local: 0 Anticipated Fed Cat: NHPP					Engineering: 1 R/W: 0 Construction: 0 FFOS: 0 Payments: 0	11 0 128 0 0	0 0 0 0 0	0 0 0 0 0	0 0 0 0 0						
County: Adair Route: MO 6 Job No.: 2P3132 Length: 15.00 MPO: N Fund Cat: Taking Care Of System Sec Cat: Thin Lift Overlay Awd Date: 2019 TIP #: Future Cost: 0 Estimate Total: 3,751	Pavement improvements from the Chariton River near Novinger to Rte. 129 in Green City in Sullivan County. \$732,000 Open Container funds. Fed: 3,000 State: 751 Local: 0 Anticipated Fed Cat: NHPP					Engineering: 0 R/W: 0 Construction: 0 FFOS: 0 Payments: 0	5 0 0 0 0	10 0 0 0 0	273 0 3,463 732 0	0 0 0 0 0						
County: Adair Route: US 63 Job No.: 2P3131 Length: 19.67 MPO: N Fund Cat: Taking Care Of System Sec Cat: Preventive Maint Awd Date: Winter 17 TIP #: Future Cost: 0 Estimate Total: 1,211	Pavement improvements on southbound lanes 1.5 miles north of Rte. 156 to 1.3 miles south of Rte. M in Macon County and on northbound lane 1.8 miles north of Rte. 156 to 2.6 miles north of Rte. KK near Kirksville. AC-State: 969 State: 242 Local: 0 Anticipated Fed Cat: NHPP					Engineering: 0 R/W: 0 Construction: 0 FFOS: 0 Payments: 0	87 0 1,124 0 0	0 0 0 0 0	0 0 0 0 0	0 0 0 0 0						
County: Audrain Route: MO 19 Job No.: 2P3101 Length: 15.90 MPO: N Fund Cat: Taking Care Of System Sec Cat: Thin Lift Overlay Awd Date: Fall 17 TIP #: Future Cost: 0 Estimate Total: 3,279	Pavement improvements from Rte. 54 south junction to 0.2 mile north of Rte. B near Montgomery City. AC-State: 2,622 State: 655 Local: 0 Anticipated Fed Cat: S.T.P.					Engineering: 2 R/W: 0 Construction: 0 FFOS: 0 Payments: 0	5 0 0 0 0	225 0 3,047 0 0	0 0 0 0 0	0 0 0 0 0						
County: Audrain Route: MO 22 Job No.: 2P3095 Length: 17.66 MPO: N Fund Cat: Taking Care Of System Sec Cat: Preventive Maint Awd Date: 2020 TIP #: Future Cost: 0 Estimate Total: 1,839	Pavement improvements from 0.1 mile west of Rte. E near Mexico to Rte. F in Boone County. Fed: 1,471 State: 367 Local: 0 Anticipated Fed Cat: S.T.P. <div>Federal Oversight</div>					Engineering: 1 R/W: 0 Construction: 0 FFOS: 0 Payments: 0	1 0 0 0 0	2 0 0 0 0	2 0 0 0 0	117 0 1,716 0 0						

* Subject to the approval of the Transportation Improvement Plan by the governing Metropolitan Planning Organization.

Apr-22-2016

Section 4 - 1

District Northeast

Dollars in Thousands



2017-2021 Highway and Bridge Construction Schedule

Transportation Planning

P.O. Box 270
Jefferson City, MO 65102

Construction contingency applied to construction cost in the year the project is awarded.

Three percent project growth factor compounded annually is applied to right-of-way and construction costs in program years 2, 3, 4, and 5.

No inflation is applied to the Funding From Other Sources (FFOS) or Payments.

Engineering includes PE costs, CE costs and R/W incidentals.

Construction contingency applied to construction cost in the year the project is awarded. Three percent project growth factor compounded annually is applied to right-of-way and construction costs in program years 2, 3, 4, and 5. No inflation is applied to the Funding From Other Sources (FFOS) or Payments. Engineering includes PE costs, CE costs and R/W incidentals.											STATE FISCAL YEAR PROJECT BUDGETING					
											Prior Prog.	7/2016- 6/2017	7/2017- 6/2018	7/2018- 6/2019	7/2019- 6/2020	7/2020- 6/2021
County: Audrain Route: US 54 Job No.: 2P3135 Length: 20.14 MPO: N Fund Cat: Taking Care Of System Sec Cat: Thin Lift Overlay TIP #:	Pavement improvements from Rte. 19 north junction to 0.1 mile east of Rte. U in Pike County near Curryville. AC-State: 2,353 State: 587 Local: 0 Awd Date: Fall 17 Anticipated Fed Cat: NHPP Future Cost: 0 Estimate Total: 2,940					Engineering:	0	5	203	0	0	0				
						R/W:	0	0	0	0	0	0				
						Construction:	0	0	2,732	0	0	0				
						FFOS:	0	0	0	0	0	0				
						Payments:	0	0	0	0	0	0				
County: Audrain Route: RT J Job No.: 2S3004 Length: 0.09 MPO: N Fund Cat: Taking Care Of System Sec Cat: Rehab And Reconst TIP #:	Bridge improvements over Littleby Creek 0.2 mile west of Rte. O near Rush Hill. Project involves bridge K0793. Fed: 731 State: 182 Local: 0 Awd Date: 2018 Anticipated Fed Cat: NHPP Future Cost: 0 Estimate Total: 929					Engineering:	16	51	114	0	0	0				
						R/W:	0	2	0	0	0	0				
						Construction:	0	0	746	0	0	0				
						FFOS:	0	0	0	0	0	0				
						Payments:	0	0	0	0	0	0				
County: Clark Route: RT A Job No.: 2S3141 Length: 0.08 MPO: N Fund Cat: Taking Care Of System Sec Cat: Rehab And Reconst TIP #:	Bridge improvements over South Wyaconda River 2.6 miles south of Rte. 136 near Wyaconda. Project involves bridge S0128. Fed: 957 State: 240 Local: 0 Awd Date: 2019 Anticipated Fed Cat: NHPP Future Cost: 0 Estimate Total: 1,197					Engineering:	0	20	18	164	0	0				
						R/W:	0	0	0	0	0	0				
						Construction:	0	0	0	995	0	0				
						FFOS:	0	0	0	0	0	0				
						Payments:	0	0	0	0	0	0				
County: Clark Route: RT Y Job No.: 2S3122 Length: 0.10 MPO: N Fund Cat: Taking Care Of System Sec Cat: Rehab And Reconst TIP #:	Bridge improvements over Honey Creek 1.3 miles west of Rte. 81 near Kahoka. Project involves bridge R0505. Fed: 522 State: 130 Local: 0 Awd Date: 2018 Anticipated Fed Cat: S.T.P. Future Cost: 0 Estimate Total: 662					Engineering:	10	42	78	0	0	0				
						R/W:	0	2	0	0	0	0				
						Construction:	0	0	530	0	0	0				
						FFOS:	0	0	0	0	0	0				
						Payments:	0	0	0	0	0	0				
County: Knox Route: MO 6 Job No.: 2P3105 Length: 17.20 MPO: N Fund Cat: Taking Care Of System Sec Cat: Thin Lift Overlay TIP #:	Pavement improvements from Rte. 15 at Edina to Rte. DD near LaBelle (Lewis Co.). AC-State: 1,536 State: 385 Local: 0 Awd Date: Winter 17 Anticipated Fed Cat: NHPP Future Cost: 0 Estimate Total: 1,923					Engineering:	2	136	0	0	0	0				
						R/W:	0	0	0	0	0	0				
						Construction:	0	1,785	0	0	0	0				
						FFOS:	0	0	0	0	0	0				
						Payments:	0	0	0	0	0	0				

* Subject to the approval of the Transportation Improvement Plan by the governing Metropolitan Planning Organization.

Apr-22-2016

Section 4 - 2

District Northeast

Dollars in Thousands



2017-2021 Highway and Bridge Construction Schedule

Transportation Planning

P.O. Box 270
Jefferson City, MO 65102

Construction contingency applied to construction cost in the year the project is awarded.

Three percent project growth factor compounded annually is applied to right-of-way and construction costs in program years 2, 3, 4, and 5.

No inflation is applied to the Funding From Other Sources (FFOS) or Payments.

Engineering includes PE costs, CE costs and R/W incidentals.

						STATE FISCAL YEAR PROJECT BUDGETING					
						Prior Prog.	7/2016- 6/2017	7/2017- 6/2018	7/2018- 6/2019	7/2019- 6/2020	7/2020- 6/2021
County:	Lewis	Replace bridge over Seeber Branch 0.2 mile west of Rte. D near Newark. Project involves	Engineering:	25	118	0	0	0	0	0	0
Route:	MO 156	bridge X0044.	R/W:	0	5	0	0	0	0	0	0
Job No.:	2S3112		Construction:	0	666	0	0	0	0	0	0
Length:	0.06	MPO: N	FFOS:	0	0	0	0	0	0	0	0
Fund Cat:	Taking Care Of System	Fed: 631 State: 158 Local: 0	Payments:	0	0	0	0	0	0	0	0
Sec Cat:	Rehab And Reconst	Awd Date: Spring 17 Anticipated Fed Cat: NHPP									
TIP #:		Future Cost: 0 Estimate Total: 814									
County:	Lewis	Replace bridge over Spees Branch 0.9 mile west of Rte. D near Newark. Project involves	Engineering:	25	146	0	0	0	0	0	0
Route:	MO 156	bridge X0043.	R/W:	0	21	0	0	0	0	0	0
Job No.:	2S3113		Construction:	0	797	0	0	0	0	0	0
Length:	0.05	MPO: N	FFOS:	0	0	0	0	0	0	0	0
Fund Cat:	Taking Care Of System	Fed: 772 State: 192 Local: 0	Payments:	0	0	0	0	0	0	0	0
Sec Cat:	Rehab And Reconst	Awd Date: Spring 17 Anticipated Fed Cat: NHPP									
TIP #:		Future Cost: 0 Estimate Total: 989									
County:	Lewis	Replace bridge over North Fabius River 0.4 mile east of Rte. BB near Monticello. Project	Engineering:	40	260	0	0	0	0	0	0
Route:	MO 16	involves bridge J0359.	R/W:	0	0	0	0	0	0	0	0
Job No.:	2S3107		Construction:	0	1,225	0	0	0	0	0	0
Length:	0.13	MPO: N	FFOS:	0	0	0	0	0	0	0	0
Fund Cat:	Taking Care Of System	Fed: 1,188 State: 297 Local: 0	Payments:	0	0	0	0	0	0	0	0
Sec Cat:	Rehab And Reconst	Awd Date: Winter 17 Anticipated Fed Cat: NHPP									
TIP #:		Future Cost: 0 Estimate Total: 1,525									
County:	Lewis	Replace bridge over Middle Fabius River 0.5 mile west of Rte. Y near Monticello. Project	Engineering:	35	297	0	0	0	0	0	0
Route:	MO 16	involves bridge J0157.	R/W:	0	0	0	0	0	0	0	0
Job No.:	2S3108		Construction:	0	1,357	0	0	0	0	0	0
Length:	0.16	MPO: N	FFOS:	0	0	0	0	0	0	0	0
Fund Cat:	Taking Care Of System	Fed: 1,323 State: 331 Local: 0	Payments:	0	0	0	0	0	0	0	0
Sec Cat:	Rehab And Reconst	Awd Date: Winter 17 Anticipated Fed Cat: NHPP									
TIP #:		Future Cost: 0 Estimate Total: 1,689									
County:	Lewis	Pavement improvements on southbound lanes from just south of Rte. B north junction in	Engineering:	2	20	352	0	0	0	0	0
Route:	US 61	Lewis County to Rte. 24 interchange in Marion County.	R/W:	0	0	0	0	0	0	0	0
Job No.:	2P3102		Construction:	0	0	4,907	0	0	0	0	0
Length:	16.77	MPO: N	FFOS:	0	0	0	0	0	0	0	0
Fund Cat:	Taking Care Of System	AC-State: 4,224 State: 1,055 Local: 0	Payments:	0	0	0	0	0	0	0	0
Sec Cat:	Thin Lift Overlay	Awd Date: Fall 17 Anticipated Fed Cat: NHPP Federal Oversight									
TIP #:		Future Cost: 0 Estimate Total: 5,281									

* Subject to the approval of the Transportation Improvement Plan by the governing Metropolitan Planning Organization.

Apr-22-2016

Section 4 - 3

District Northeast

Dollars in Thousands



2017-2021 Highway and Bridge Construction Schedule

Transportation Planning

P.O. Box 270
Jefferson City, MO 65102

Construction contingency applied to construction cost in the year the project is awarded.

Three percent project growth factor compounded annually is applied to right-of-way and construction costs in program years 2, 3, 4, and 5.

No inflation is applied to the Funding From Other Sources (FFOS) or Payments.

Engineering includes PE costs, CE costs and R/W incidentals.

Construction contingency applied to construction cost in the year the project is awarded. Three percent project growth factor compounded annually is applied to right-of-way and construction costs in program years 2, 3, 4, and 5. No inflation is applied to the Funding From Other Sources (FFOS) or Payments. Engineering includes PE costs, CE costs and R/W incidentals.							STATE FISCAL YEAR PROJECT BUDGETING					
							Prior Prog.	7/2016- 6/2017	7/2017- 6/2018	7/2018- 6/2019	7/2019- 6/2020	7/2020- 6/2021
County: Lewis Route: RT K Job No.: 3S2202 Length: 0.05 MPO: N Fund Cat: Taking Care Of System Sec Cat: Rehab And Reconst Awd Date: 2020 Anticipated Fed Cat: NHPP TIP #: Future Cost: 0 Estimate Total: 1,480	Bridge improvements over Middle Fabius River 1.9 miles south of Rte. Y near Labelle. Project involves bridge X0192.						Engineering: 12	10	14	15	195	0
							R/W: 0	0	9	0	0	0
							Construction: 0	0	0	0	1,225	0
							FFOS: 0	0	0	0	0	0
							Payments: 0	0	0	0	0	0
County: Lincoln Route: US 61 Job No.: 2P3058B Length: 0.10 MPO: Y Fund Cat: Taking Care Of System Sec Cat: Rehab And Reconst Awd Date: Spring 17 Anticipated Fed Cat: NHPP Federal Oversight TIP #: Future Cost: 0 Estimate Total: 2,400	Replace bridge deck on southbound lanes over Big Creek 1.5 miles south of Rte. U near Moscow Mills. Project involves bridge A2609.						Engineering: 20	246	0	0	0	
							R/W: 0	0	0	0	0	0
							Construction: 0	2,134	0	0	0	0
							FFOS: 0	0	0	0	0	0
							Payments: 0	0	0	0	0	0
County: Lincoln Route: US 61 Job No.: 2P3097 Length: 17.77 MPO: N Fund Cat: Taking Care Of System Sec Cat: Thin Lift Overlay Awd Date: Fall 17 Anticipated Fed Cat: NHPP Federal Oversight TIP #: Future Cost: 0 Estimate Total: 5,053	Pavement improvements on southbound lanes from Rte. E to the St. Charles County line near Moscow Mills.						Engineering: 2	10	346	0	0	
							R/W: 0	0	0	0	0	0
							Construction: 0	0	4,695	0	0	0
							FFOS: 0	0	0	0	0	0
							Payments: 0	0	0	0	0	0
County: Lincoln Route: US 61 Job No.: 2P3098 Length: 14.42 MPO: N Fund Cat: Taking Care Of System Sec Cat: Thin Lift Overlay Awd Date: Fall 17 Anticipated Fed Cat: NHPP Federal Oversight TIP #: Future Cost: 0 Estimate Total: 4,289	Pavement improvements on northbound lanes from the St. Charles County line to Rte. V near Troy.						Engineering: 2	10	293	0	0	
							R/W: 0	0	0	0	0	0
							Construction: 0	0	3,984	0	0	0
							FFOS: 0	0	0	0	0	0
							Payments: 0	0	0	0	0	0
County: Lincoln Route: US 61 Job No.: 2P3106 Length: 0.70 MPO: N Fund Cat: Safety Sec Cat: Safety Awd Date: Winter 17 Anticipated Fed Cat: Safety TIP #: Future Cost: 0 Estimate Total: 1,287	Intersection improvements at Rte. B and Rte. E near Troy. \$1,107,000 Open Container funds.						Engineering: 20	160	0	0	0	
							R/W: 0	0	0	0	0	0
							Construction: 0	1,107	0	0	0	0
							FFOS: 0	1,107	0	0	0	0
							Payments: 0	0	0	0	0	0

* Subject to the approval of the Transportation Improvement Plan by the governing Metropolitan Planning Organization.

Apr-22-2016

Section 4 - 4

District Northeast

Dollars in Thousands



2017-2021 Highway and Bridge Construction Schedule

Transportation Planning

P.O. Box 270
Jefferson City, MO 65102

Construction contingency applied to construction cost in the year the project is awarded.

Three percent project growth factor compounded annually is applied to right-of-way and construction costs in program years 2, 3, 4, and 5.

No inflation is applied to the Funding From Other Sources (FFOS) or Payments.

Engineering includes PE costs, CE costs and R/W incidentals.

Construction contingency applied to construction cost in the year the project is awarded. Three percent project growth factor compounded annually is applied to right-of-way and construction costs in program years 2, 3, 4, and 5. No inflation is applied to the Funding From Other Sources (FFOS) or Payments. Engineering includes PE costs, CE costs and R/W incidentals.							STATE FISCAL YEAR PROJECT BUDGETING					
							Prior Prog.	7/2016- 6/2017	7/2017- 6/2018	7/2018- 6/2019	7/2019- 6/2020	7/2020- 6/2021
County: Lincoln	Replace bridges on northbound and southbound lanes over Cuivre River 1.7 miles north of Rte. 47 near Troy. Project involves twin bridges A2601.		Engineering:	231	10	300	948	0	0			
Route: US 61			R/W:	0	0	0	0	0	0			
Job No.: 3P2213			Construction:	0	0	0	11,362	0	0			
Length: 0.63	MPO: N		FFOS:	0	0	0	0	0	0			
Fund Cat: Statewide Interstate And Major Bridge	Fed: 10,096	State: 2,524	Local: 0	Payments:	0	0	0	0	0			
Sec Cat: Rehab And Reconst	Awd Date: 2019	Anticipated Fed Cat: NHPP	Federal Oversight									
TIP #:	Future Cost: 0	Estimate Total: 12,851										
County: Lincoln	Bridge improvements over McLean's Branch 0.1 mile south of Rte. N near Winfield. Project involves bridge K0341.		Engineering:	5	5	5	20	147	0			
Route: MO 79			R/W:	0	0	0	0	0	0			
Job No.: 2P3085			Construction:	0	0	0	0	814	0			
Length: 0.07	MPO: N		FFOS:	0	0	0	0	0	0			
Fund Cat: Taking Care Of System	Fed: 793	State: 198	Local: 0	Payments:	0	0	0	0	0			
Sec Cat: Rehab And Reconst	Awd Date: 2020	Anticipated Fed Cat: NHPP										
TIP #:	Future Cost: 0	Estimate Total: 996										
County: Lincoln	Replace bridge over Cuivre River 4.3 miles north of Rte. 47 near Troy. Project involves bridge P0111. \$250,000 Open Container funds.		Engineering:	40	323	0	0	0	0			
Route: RT H			R/W:	0	4	0	0	0	0			
Job No.: 2S3109			Construction:	0	1,736	0	0	0	0			
Length: 0.62	MPO: N		FFOS:	0	250	0	0	0	0			
Fund Cat: Taking Care Of System	Fed: 1,650	State: 413	Local: 0	Payments:	0	0	0	0	0			
Sec Cat: Rehab And Reconst	Awd Date: Winter 17	Anticipated Fed Cat: NHPP	Federal Oversight									
TIP #:	Future Cost: 0	Estimate Total: 2,103										
County: Lincoln	Bridge maintenance on Rte. J over Coon Creek, Rte. Y over Bear Creek in Warren Co., Rte. N over Salt River and Rte. W over Tiger Fork North River in Shelby Co. Project involves bridges R0531, R0352, R0039 and P0040.		Engineering:	6	33	0	0	0	0			
Route: RT J			R/W:	0	0	0	0	0	0			
Job No.: 2S3117			Construction:	0	390	0	0	0	0			
Length: 0.12	MPO: N		FFOS:	0	0	0	0	0	0			
Fund Cat: Taking Care Of System	Fed: 339	State: 84	Local: 0	Payments:	0	0	0	0	0			
Sec Cat: Preventive Maint	Awd Date: Winter 17	Anticipated Fed Cat: NHPP										
TIP #:	Future Cost: 0	Estimate Total: 429										
County: Macon	Pavement improvements on eastbound lanes from 0.5 mile west of Rte. C to 0.1 mile east of Kellogg Avenue near Macon. \$23,340.89 SAFETEA-LU earmark Demo ID #MO169.		Engineering:	2	152	0	0	0	0			
Route: US 36			R/W:	0	0	0	0	0	0			
Job No.: 2P3099			Construction:	0	1,865	0	0	0	0			
Length: 6.83	MPO: N		FFOS:	0	23	0	0	0	0			
Fund Cat: Taking Care Of System	Fed: 1,613	State: 404	Local: 0	Payments:	0	0	0	0	0			
Sec Cat: Thin Lift Overlay	Awd Date: Fall 16	Anticipated Fed Cat: NHPP										
TIP #:	Future Cost: 0	Estimate Total: 2,019										

* Subject to the approval of the Transportation Improvement Plan by the governing Metropolitan Planning Organization.

Apr-22-2016

Section 4 - 5

District Northeast

Dollars in Thousands



2017-2021 Highway and Bridge Construction Schedule

Transportation Planning

P.O. Box 270
Jefferson City, MO 65102

Construction contingency applied to construction cost in the year the project is awarded.

Three percent project growth factor compounded annually is applied to right-of-way and construction costs in program years 2, 3, 4, and 5.

No inflation is applied to the Funding From Other Sources (FFOS) or Payments.

Engineering includes PE costs, CE costs and R/W incidentals.

Construction contingency applied to construction cost in the year the project is awarded. Three percent project growth factor compounded annually is applied to right-of-way and construction costs in program years 2, 3, 4, and 5. No inflation is applied to the Funding From Other Sources (FFOS) or Payments. Engineering includes PE costs, CE costs and R/W incidentals.											STATE FISCAL YEAR PROJECT BUDGETING					
											Prior Prog.	7/2016- 6/2017	7/2017- 6/2018	7/2018- 6/2019	7/2019- 6/2020	7/2020- 6/2021
County: Macon Route: US 36 Job No.: 2P3100 Length: 7.92 MPO: N Fund Cat: Taking Care Of System Sec Cat: Thin Lift Overlay TIP #:	Pavement improvements on westbound lanes from 0.8 mile east of Rte. 63 to 1.7 miles west of Rte. O near Bevier. AC-State: 2,094 State: 523 Local: 0 Awd Date: Fall 16 Anticipated Fed Cat: NHPP Future Cost: 0 Estimate Total: 2,619					Engineering:	2	196	0	0	0	0				
						R/W:	0	0	0	0	0	0				
						Construction:	0	2,421	0	0	0	0				
						FFOS:	0	0	0	0	0	0				
						Payments:	0	0	0	0	0	0				
County: Macon Route: RT C Job No.: 2S2164 Length: 0.07 MPO: N Fund Cat: Taking Care Of System Sec Cat: Rehab And Reconst TIP #:	Replace bridge over Claybank Creek 0.1 mile south of Rte. FF near Bevier. Project involves bridge T0085. Fed: 495 State: 125 Local: 0 Awd Date: Spring 17 Anticipated Fed Cat: NHPP Future Cost: 0 Estimate Total: 650					Engineering:	30	93	0	0	0	0				
						R/W:	0	4	0	0	0	0				
						Construction:	0	523	0	0	0	0				
						FFOS:	0	0	0	0	0	0				
						Payments:	0	0	0	0	0	0				
County: Macon Route: RT PP Job No.: 2S3070 Length: 0.06 MPO: N Fund Cat: Taking Care Of System Sec Cat: Rehab And Reconst TIP #:	Bridge improvements over Winn Branch 1 mile west of Rte. V near Macon. Project involves bridge N0559. Fed: 590 State: 147 Local: 0 Awd Date: 2019 Anticipated Fed Cat: NHPP Future Cost: 0 Estimate Total: 737					Engineering:	0	15	16	108	0	0				
						R/W:	0	0	1	0	0	0	0			
						Construction:	0	0	0	597	0	0	0			
						FFOS:	0	0	0	0	0	0	0			
						Payments:	0	0	0	0	0	0	0			
County: Macon Route: RT T Job No.: 2S3110 Length: 0.09 MPO: N Fund Cat: Taking Care Of System Sec Cat: Rehab And Reconst TIP #:	Bridge improvements over Middle Fork Chariton River 2.1 miles east of Rte. 3 near Bevier. Project involves bridge R0128. Fed: 515 State: 129 Local: 0 Awd Date: Summer 16 Anticipated Fed Cat: NHPP Future Cost: 0 Estimate Total: 749					Engineering:	104	46	0	0	0	0				
						R/W:	1	0	0	0	0	0	0			
						Construction:	0	598	0	0	0	0	0			
						FFOS:	0	0	0	0	0	0	0			
						Payments:	0	0	0	0	0	0	0			
County: Marion Route: MO 168 Job No.: 2S3114 Length: 0.07 MPO: N Fund Cat: Taking Care Of System Sec Cat: Rehab And Reconst TIP #:	Replace bridge over Rte. 61 at north end of Palmyra. Project involves bridge A0552. Fed: 1,456 State: 363 Local: 0 Awd Date: Winter 17 Anticipated Fed Cat: NHPP Future Cost: 0 Estimate Total: 1,859					Engineering:	40	268	0	0	0	0				
						R/W:	0	2	0	0	0	0	0			
						Construction:	0	1,549	0	0	0	0	0			
						FFOS:	0	0	0	0	0	0	0			
						Payments:	0	0	0	0	0	0	0			

* Subject to the approval of the Transportation Improvement Plan by the governing Metropolitan Planning Organization.

Apr-22-2016

Section 4 - 6

District Northeast

Dollars in Thousands



2017-2021 Highway and Bridge Construction Schedule

Transportation Planning

P.O. Box 270
Jefferson City, MO 65102

Construction contingency applied to construction cost in the year the project is awarded.

Three percent project growth factor compounded annually is applied to right-of-way and construction costs in program years 2, 3, 4, and 5.

No inflation is applied to the Funding From Other Sources (FFOS) or Payments.

Engineering includes PE costs, CE costs and R/W incidentals.

						STATE FISCAL YEAR PROJECT BUDGETING					
						Prior Prog.	7/2016-6/2017	7/2017-6/2018	7/2018-6/2019	7/2019-6/2020	7/2020-6/2021
County:	Marion	Payment to IDOT in SFY 2017 for preventive maintenance on Quincy Memorial Bridge. Cost represents Missouri's share. Project involves bridge L0099.				Engineering:	0	2	0	0	0
Route:	US 24					R/W:	0	0	0	0	0
Job No.:	2P3001					Construction:	0	1,000	0	0	0
Length:	0.43	MPO:	N			FFOS:	0	0	0	0	0
Fund Cat:	Statewide Interstate And Major Bridge	Fed:	802	State:	200	Local:	0				
Sec Cat:	Preventive Maint	Awd Date:	N/A	Anticipated Fed Cat:	NHPP	Payments:	0	0	0	0	0
TIP #:		Future Cost:	0	Estimate Total:	1,002						
County:	Marion	Payment to IDOT in SFY 2017 for deck sealing on Quincy Bayview Bridge. Cost represents Missouri's share. Project involves bridge A4274.				Engineering:	2	1	0	0	0
Route:	US 24					R/W:	0	0	0	0	0
Job No.:	2P3003					Construction:	0	50	0	0	0
Length:	0.46	MPO:	N			FFOS:	0	0	0	0	0
Fund Cat:	Statewide Interstate And Major Bridge	Fed:	41	State:	10	Local:	0				
Sec Cat:	Preventive Maint	Awd Date:	N/A	Anticipated Fed Cat:	NHPP	Payments:	0	0	0	0	0
TIP #:		Future Cost:	0	Estimate Total:	53						
County:	Marion	Bridge improvements over South Fabius River 1.2 miles south of Rte. 6 near Taylor. Project involves bridge A2021.				Engineering:	0	25	222	0	0
Route:	US 24					R/W:	0	0	0	0	0
Job No.:	2P3059C					Construction:	0	0	1,348	0	0
Length:	0.98	MPO:	N			FFOS:	0	0	0	0	0
Fund Cat:	Taking Care Of System	Fed:	1,276	State:	319	Local:	0				
Sec Cat:	Rehab And Reconst	Awd Date:	2018	Anticipated Fed Cat:	NHPP	Payments:	0	0	0	0	0
TIP #:		Future Cost:	0	Estimate Total:	1,595						
County:	Marion	Pavement improvements on eastbound and westbound lanes from 0.3 mile north of Rte. F to 2.4 miles east of Rte. 61 near Taylor.				Engineering:	0	5	10	600	0
Route:	US 24					R/W:	0	0	0	0	0
Job No.:	2P3127					Construction:	0	0	0	8,729	0
Length:	15.24	MPO:	N			FFOS:	0	0	0	0	0
Fund Cat:	Taking Care Of System	Fed:	7,475	State:	1,869	Local:	0				
Sec Cat:	Thin Lift Overlay	Awd Date:	2019	Anticipated Fed Cat:	NHPP	Payments:	0	0	0	0	0
TIP #:		Future Cost:	0	Estimate Total:	9,344						
County:	Marion	Pavement improvements on eastbound lanes from 0.4 mile west of Bus. 36 at Monroe City to 0.9 mile east of Rte. H (two disconnected sections).				Engineering:	0	5	5	246	0
Route:	US 36					R/W:	0	0	0	0	0
Job No.:	2P3128					Construction:	0	0	0	3,459	0
Length:	12.02	MPO:	N			FFOS:	0	0	0	0	0
Fund Cat:	Taking Care Of System	Fed:	2,972	State:	743	Local:	0				
Sec Cat:	Thin Lift Overlay	Awd Date:	2019	Anticipated Fed Cat:	NHPP	Payments:	0	0	0	0	0
TIP #:		Future Cost:	0	Estimate Total:	3,715						

* Subject to the approval of the Transportation Improvement Plan by the governing Metropolitan Planning Organization.

Apr-22-2016

Section 4 - 7

District Northeast

Dollars in Thousands



2017-2021 Highway and Bridge Construction Schedule

Transportation Planning

P.O. Box 270
Jefferson City, MO 65102

Construction contingency applied to construction cost in the year the project is awarded.

Three percent project growth factor compounded annually is applied to right-of-way and construction costs in program years 2, 3, 4, and 5.

No inflation is applied to the Funding From Other Sources (FFOS) or Payments.

Engineering includes PE costs, CE costs and R/W incidentals.

						STATE FISCAL YEAR PROJECT BUDGETING					
						Prior Prog.	7/2016- 6/2017	7/2017- 6/2018	7/2018- 6/2019	7/2019- 6/2020	7/2020- 6/2021
County: Marion	Pavement improvements on eastbound lanes from 1.8 miles east of Rte. 24 to Rte. 61 and on westbound lanes from Rte. 61 west 0.5 mile near Hannibal.	Engineering:	0	5	5	135	0	0	0	0	0
Route: US 36		R/W:	0	0	0	0	0	0	0	0	0
Job No.: 2P3129		Construction:	0	0	0	1,746	0	0	0	0	0
Length: 4.72	MPO: N	FFOS:	0	0	0	0	0	0	0	0	0
Fund Cat: Taking Care Of System	Fed: 1,513 State: 378 Local: 0	Payments:	0	0	0	0	0	0	0	0	0
Sec Cat: Thin Lift Overlay	Awd Date: 2019 Anticipated Fed Cat: NHPP										
TIP #: Future Cost: 0 Estimate Total: 1,891											
County: Marion	Pavement improvements from 0.6 mile south of Rte. F to 0.4 mile north of Rte. 168 near Hannibal.	Engineering:	0	2	2	5	246	0	0	0	0
Route: US 61		R/W:	0	0	0	0	0	0	0	0	0
Job No.: 2P3130		Construction:	0	0	0	0	3,544	0	0	0	0
Length: 5.73	MPO: N	FFOS:	0	0	0	0	0	0	0	0	0
Fund Cat: Taking Care Of System	Fed: 3,039 State: 760 Local: 0	Payments:	0	0	0	0	0	0	0	0	0
Sec Cat: Thin Lift Overlay	Awd Date: 2020 Anticipated Fed Cat: NHPP										
TIP #: Future Cost: 0 Estimate Total: 3,799											
County: Marion	Pavement improvements on northbound lanes from Rte. 24 interchange to 0.9 mile north of Rte. B south junction in Lewis County.	Engineering:	0	2	134	0	0	0	0	0	0
Route: US 61		R/W:	0	0	0	0	0	0	0	0	0
Job No.: 2P3154		Construction:	0	0	1,786	0	0	0	0	0	0
Length: 6.10	MPO: N	FFOS:	0	0	0	0	0	0	0	0	0
Fund Cat: Taking Care Of System	AC-State: 1,538 State: 384 Local: 0	Payments:	0	0	0	0	0	0	0	0	0
Sec Cat: Thin Lift Overlay	Awd Date: Fall 17 Anticipated Fed Cat: NHPP										
TIP #: Future Cost: 0 Estimate Total: 1,922											
County: Marion	Pavement and ADA Transition Plan improvements from 0.4 mile north of Rte. 168 to just north of Warren Barrett Drive in Hannibal. \$743,000 Statewide Transportation Alternatives Program funds.	Engineering:	31	39	376	0	0	0	0	0	0
Route: US 61		R/W:	0	9	0	0	0	0	0	0	0
Job No.: 3P2226		Construction:	0	0	5,197	0	0	0	0	0	0
Length: 4.38	MPO: N	FFOS:	0	0	743	0	0	0	0	0	0
Fund Cat: Taking Care Of System	Fed: 4,497 State: 1,124 Local: 0	Payments:	0	0	0	0	0	0	0	0	0
Sec Cat: Thin Lift Overlay	Awd Date: Fall 17 Anticipated Fed Cat: NHPP Federal Oversight										
TIP #: Future Cost: 0 Estimate Total: 5,652											
County: Marion	Deck, beam cap and pier sealing on Mark Twain Memorial Bridge over Mississippi River at Hannibal. \$30,491 for construction and \$4,000 for preliminary engineering TEA-21 earmark Demo ID #MO021. \$113,000 IDOT funds. Project involves bridge A5054.	Engineering:	2	18	0	0	0	0	0	0	0
Route: IS 72		R/W:	0	0	0	0	0	0	0	0	0
Job No.: 213074		Construction:	0	226	0	0	0	0	0	0	0
Length: 0.39	MPO: N	FFOS:	0	143	0	0	0	0	0	0	0
Fund Cat: Taking Care Of System	Fed: 129 State: 2 Local: 113	Payments:	0	0	0	0	0	0	0	0	0
Sec Cat: Preventive Maint	Awd Date: Summer 16 Anticipated Fed Cat: NHPP										
TIP #: Future Cost: 0 Estimate Total: 246											

* Subject to the approval of the Transportation Improvement Plan by the governing Metropolitan Planning Organization.

Apr-22-2016

Section 4 - 8

District Northeast

Dollars in Thousands



2017-2021 Highway and Bridge Construction Schedule

Transportation Planning

P.O. Box 270
Jefferson City, MO 65102

Construction contingency applied to construction cost in the year the project is awarded.

Three percent project growth factor compounded annually is applied to right-of-way and construction costs in program years 2, 3, 4, and 5.

No inflation is applied to the Funding From Other Sources (FFOS) or Payments.

Engineering includes PE costs, CE costs and R/W incidentals.

Construction contingency applied to construction cost in the year the project is awarded. Three percent project growth factor compounded annually is applied to right-of-way and construction costs in program years 2, 3, 4, and 5. No inflation is applied to the Funding From Other Sources (FFOS) or Payments. Engineering includes PE costs, CE costs and R/W incidentals.							STATE FISCAL YEAR PROJECT BUDGETING					
							Prior Prog.	7/2016-	7/2017-	7/2018-	7/2019-	7/2020-
								6/2017	6/2018	6/2019	6/2020	6/2021
County: Marion	Pavement improvements from 0.2 mile west of Rte. 61 to the Mississippi River in Hannibal.					Engineering:	2	2	2	57	0	0
Route: IS 72						R/W:	0	0	0	0	0	0
Job No.: 213096						Construction:	0	0	0	594	0	0
Length: 3.86	MPO: N					FFOS:	0	0	0	0	0	0
Fund Cat: Statewide Interstate And Major Bridge	Fed: 590				State: 65	Local: 0	Payments:	0	0	0	0	0
Sec Cat: Preventive Maint	Awd Date: 2019	Anticipated Fed Cat: NHPP										
TIP #:	Future Cost: 0				Estimate Total: 657							
County: Marion	Bridge improvements over South Fabius River 0.8 mile east of Rte. M near Palmyra. Project involves bridge X0345.					Engineering:	4	18	20	113	0	0
Route: RT A						R/W:	0	0	0	0	0	0
Job No.: 2S3045						Construction:	0	0	0	662	0	0
Length: 0.08	MPO: N					FFOS:	0	0	0	0	0	0
Fund Cat: Taking Care Of System	Fed: 650				State: 163	Local: 0	Payments:	0	0	0	0	0
Sec Cat: Rehab And Reconst	Awd Date: 2019	Anticipated Fed Cat: NHPP										
TIP #:	Future Cost: 0				Estimate Total: 817							
County: Marion	Bridge improvements over South Fork North River 0.3 mile north of Rte. CC near Hunnewell. Project involves bridge X0045.					Engineering:	10	42	74	0	0	0
Route: RT K						R/W:	0	2	0	0	0	0
Job No.: 2S3121						Construction:	0	0	515	0	0	0
Length: 0.10	MPO: N					FFOS:	0	0	0	0	0	0
Fund Cat: Taking Care Of System	Fed: 507				State: 126	Local: 0	Payments:	0	0	0	0	0
Sec Cat: Rehab And Reconst	Awd Date: 2018	Anticipated Fed Cat: NHPP										
TIP #:	Future Cost: 0				Estimate Total: 643							
County: Monroe	Pavement improvements from 1.2 miles west of Rte. U to the Rte. 36 interchange at Monroe City in Ralls County.					Engineering:	0	2	2	5	209	0
Route: US 24						R/W:	0	0	0	0	0	0
Job No.: 2P3144						Construction:	0	0	0	0	3,049	0
Length: 18.77	MPO: N					FFOS:	0	0	0	0	0	0
Fund Cat: Taking Care Of System	Fed: 2,614				State: 653	Local: 0	Payments:	0	0	0	0	0
Sec Cat: Thin Lift Overlay	Awd Date: 2020	Anticipated Fed Cat: NHPP										
TIP #:	Future Cost: 0				Estimate Total: 3,267							
County: Montgomery	Replace bridge over Cuivre River 0.2 mile south of Rte. T near Middletown. \$85,000 Open Container funds. Project involves bridge S0806.					Engineering:	25	188	0	0	0	0
Route: MO 161						R/W:	0	8	0	0	0	0
Job No.: 2S3072						Construction:	0	835	0	0	0	0
Length: 0.10	MPO: N					FFOS:	0	85	0	0	0	0
Fund Cat: Taking Care Of System	Fed: 825				State: 206	Local: 0	Payments:	0	0	0	0	0
Sec Cat: Rehab And Reconst	Awd Date: Spring 17	Anticipated Fed Cat: NHPP										
TIP #:	Future Cost: 0				Estimate Total: 1,056							

* Subject to the approval of the Transportation Improvement Plan by the governing Metropolitan Planning Organization.

Apr-22-2016

Section 4 - 9

District Northeast

Dollars in Thousands



2017-2021 Highway and Bridge Construction Schedule

Transportation Planning

P.O. Box 270
Jefferson City, MO 65102

Construction contingency applied to construction cost in the year the project is awarded.

Three percent project growth factor compounded annually is applied to right-of-way and construction costs in program years 2, 3, 4, and 5.

No inflation is applied to the Funding From Other Sources (FFOS) or Payments.

Engineering includes PE costs, CE costs and R/W incidentals.

Construction contingency applied to construction cost in the year the project is awarded. Three percent project growth factor compounded annually is applied to right-of-way and construction costs in program years 2, 3, 4, and 5. No inflation is applied to the Funding From Other Sources (FFOS) or Payments. Engineering includes PE costs, CE costs and R/W incidentals.												STATE FISCAL YEAR PROJECT BUDGETING					
												Prior Prog.	7/2016- 6/2017	7/2017- 6/2018	7/2018- 6/2019	7/2019- 6/2020	7/2020- 6/2021
County: Montgomery Route: MO 161 Job No.: 2S3125 Length: 0.11 MPO: N Fund Cat: Taking Care Of System Fed: 888 State: 221 Local: 0 Sec Cat: Rehab And Reconst Awd Date: 2018 Anticipated Fed Cat: NHPP Federal Oversight TIP #: Future Cost: 0 Estimate Total: 1,119	Engineering:	10	50	134	0	0	0										
	R/W:	0	0	0	0	0	0										
	Construction:	0	0	925	0	0	0										
	FFOS:	0	0	0	0	0	0										
	Payments:	0	0	0	0	0	0										
County: Montgomery Route: IS 70 Job No.: 013003J Length: 38.60 MPO: N Fund Cat: Statewide Interstate And Major Bridge AC-State: 481 State: 54 Local: 0 Sec Cat: Preventive Maint Awd Date: Spring 17 Anticipated Fed Cat: NHPP TIP #: Future Cost: 0 Estimate Total: 535	Engineering:	0	35	0	0	0	0										
	R/W:	0	0	0	0	0	0										
	Construction:	0	500	0	0	0	0										
	FFOS:	0	0	0	0	0	0										
	Payments:	0	0	0	0	0	0										
County: Montgomery Route: IS 70 Job No.: 213092 Length: 40.12 MPO: N Fund Cat: Taking Care Of System AC-State: 215 State: 54 Local: 0 Sec Cat: Routine Maintenance Awd Date: Spring 17 Anticipated Fed Cat: S.T.P. TIP #: Future Cost: 0 Estimate Total: 270	Engineering:	1	19	0	0	0	0										
	R/W:	0	0	0	0	0	0										
	Construction:	0	250	0	0	0	0										
	FFOS:	0	0	0	0	0	0										
	Payments:	0	0	0	0	0	0										
County: Montgomery Route: IS 70 Job No.: 312195 Length: 0.11 MPO: N Fund Cat: Statewide Interstate And Major Bridge Fed: 4,497 State: 499 Local: 0 Sec Cat: Rehab And Reconst Awd Date: 2020 Anticipated Fed Cat: NHPP Federal Oversight TIP #: Future Cost: 0 Estimate Total: 5,078	Engineering:	82	2	2	89	292	0										
	R/W:	0	0	0	0	0	0										
	Construction:	0	0	0	0	4,611	0										
	FFOS:	0	0	0	0	0	0										
	Payments:	0	0	0	0	0	0										
County: Montgomery Route: MO 94 Job No.: 2P3059D Length: 0.12 MPO: N Fund Cat: Taking Care Of System Fed: 764 State: 191 Local: 0 Sec Cat: Rehab And Reconst Awd Date: 2018 Anticipated Fed Cat: NHPP TIP #: Future Cost: 0 Estimate Total: 955	Engineering:	0	20	126	0	0	0										
	R/W:	0	0	0	0	0	0										
	Construction:	0	0	809	0	0	0										
	FFOS:	0	0	0	0	0	0										
	Payments:	0	0	0	0	0	0										

* Subject to the approval of the Transportation Improvement Plan by the governing Metropolitan Planning Organization.

Apr-22-2016

Section 4 - 10

District Northeast

Dollars in Thousands



2017-2021 Highway and Bridge Construction Schedule

Transportation Planning

P.O. Box 270
Jefferson City, MO 65102

Construction contingency applied to construction cost in the year the project is awarded.

Three percent project growth factor compounded annually is applied to right-of-way and construction costs in program years 2, 3, 4, and 5.

No inflation is applied to the Funding From Other Sources (FFOS) or Payments.

Engineering includes PE costs, CE costs and R/W incidentals.

Construction contingency applied to construction cost in the year the project is awarded. Three percent project growth factor compounded annually is applied to right-of-way and construction costs in program years 2, 3, 4, and 5. No inflation is applied to the Funding From Other Sources (FFOS) or Payments. Engineering includes PE costs, CE costs and R/W incidentals.												STATE FISCAL YEAR PROJECT BUDGETING						
												Prior Prog.	7/2016- 6/2017	7/2017- 6/2018	7/2018- 6/2019	7/2019- 6/2020	7/2020- 6/2021	
County: Montgomery	Pavement improvements from 0.2 mile east of Bluffton Road to Rte. 19 near McKittrick.											Engineering:	1	1	1	20	0	0
Route: MO 94												R/W:	0	0	0	0	0	0
Job No.: 5S3049B												Construction:	0	0	0	271	0	0
Length: 9.94	MPO: N										FFOS:	0	0	0	0	0	0	
Fund Cat: Taking Care Of System	Fed: 235 State: 58 Local: 0									Payments:	0	0	0	0	0	0		
Sec Cat: Preventive Maint	Awd Date: 2019	Anticipated Fed Cat: S.T.P.																
TIP #:	Future Cost: 0									Estimate Total: 294								
County: Pike	Bridge improvements over Rte. 61 at interchange near Bowling Green. \$693,000											Engineering:	38	44	0	0	0	0
Route: US 54	SAFETEA-LU earmark Demo ID #MO215 for engineering and construction. Project											R/W:	0	0	0	0	0	0
Job No.: 2P3058D	involves bridge A3494.											Construction:	0	611	0	0	0	0
Length: 0.06	MPO: N										FFOS:	0	611	0	0	0	0	
Fund Cat: Flexible & Other	Fed: 525 State: 130 Local: 0									Payments:	0	0	0	0	0	0		
Sec Cat: Rehab And Reconst	Awd Date: Summer 16	Anticipated Fed Cat: Earmark																
TIP #:	Future Cost: 0									Estimate Total: 693								
County: Pike	Job Order Contracting for bridge repair on the Champ Clark Bridge over the Mississippi											Engineering:	1	12	0	0	0	0
Route: US 54	River at Louisiana. \$75,000 IDOT funds. Project involves bridge K0932.											R/W:	0	0	0	0	0	0
Job No.: 2P3094												Construction:	0	150	0	0	0	0
Length: 0.24	MPO: N										FFOS:	0	75	0	0	0	0	
Fund Cat: Flexible & Other	Fed: 85 State: 2 Local: 75									Payments:	0	0	0	0	0	0		
Sec Cat: Preventive Maint	Awd Date: Fall 16	Anticipated Fed Cat: NHPP																
TIP #:	Future Cost: 0									Estimate Total: 163								
County: Pike	Pavement improvements from 0.1 mile east of Rte. U to Rte. 79 east junction in Louisiana.											Engineering:	0	2	4	199	0	0
Route: US 54												R/W:	0	0	0	0	0	0
Job No.: 2P3133												Construction:	0	0	0	2,759	0	0
Length: 16.57	MPO: N										FFOS:	0	0	0	0	0	0	
Fund Cat: Taking Care Of System	Fed: 2,371 State: 593 Local: 0									Payments:	0	0	0	0	0	0		
Sec Cat: Thin Lift Overlay	Awd Date: 2019	Anticipated Fed Cat: NHPP																
TIP #:	Future Cost: 0									Estimate Total: 2,964								
County: Pike	Replace Champ Clark Bridge over Mississippi River at Louisiana. Design/Build project.											Engineering:	2,100	329	1,530	0	0	0
Route: US 54	\$10,000,000 TIGER funds. IDOT responsible for 50% of project cost. Project involves											R/W:	0	4,000	0	0	0	0
Job No.: 3P2209B	bridge K0932.											Construction:	0	0	60,255	0	0	0
Length: 0.51	MPO: N										FFOS:	0	500	35,500	0	0	0	
Fund Cat: Taking Care Of System	Fed: 38,942 State: 1,172 Local: 26,000									Payments:	0	0	0	0	0	0		
Sec Cat: Rehab And Reconst	Awd Date: Summer 17	Anticipated Fed Cat: NHPP																
TIP #:	Future Cost: 0									Estimate Total: 68,214								

* Subject to the approval of the Transportation Improvement Plan by the governing Metropolitan Planning Organization.

Apr-22-2016

Section 4 - 11

District Northeast

Dollars in Thousands



2017-2021 Highway and Bridge Construction Schedule

Transportation Planning

P.O. Box 270
Jefferson City, MO 65102

Construction contingency applied to construction cost in the year the project is awarded.

Three percent project growth factor compounded annually is applied to right-of-way and construction costs in program years 2, 3, 4, and 5.

No inflation is applied to the Funding From Other Sources (FFOS) or Payments.

Engineering includes PE costs, CE costs and R/W incidentals.

						STATE FISCAL YEAR PROJECT BUDGETING					
						Prior Prog.	7/2016- 6/2017	7/2017- 6/2018	7/2018- 6/2019	7/2019- 6/2020	7/2020- 6/2021
County:	Pike	Pavement improvements on southbound lanes from 0.6 mile south of Rte. 161 to Rte. E near Auburn in Lincoln County. \$160,000 Open Container funds.				Engineering:	10	352	0	0	0
Route:	US 61					R/W:	0	0	0	0	0
Job No.:	2P3116					Construction:	0	4,761	0	0	0
Length:	18.80	MPO:	N			FFOS:	0	160	0	0	0
Fund Cat:	Taking Care Of System	Fed:	4,091	State:	1,022	Local:	0				
Sec Cat:	Thin Lift Overlay	Awd Date:	Fall 16	Anticipated Fed Cat:	NHPP	Federal Oversight	0	0	0	0	0
TIP #:		Future Cost:	0	Estimate Total:	5,123	Payments:	0	0	0	0	0
County:	Pike	Replace bridge and ADA Transition Plan improvements over Noix Creek 1.1 miles north of Rte. D in Louisiana. \$124,000 Statewide Transportation Alternatives Program funds. Project involves bridge K0487.				Engineering:	32	311	0	0	0
Route:	MO 79					R/W:	0	1	0	0	0
Job No.:	2P3082					Construction:	0	2,147	0	0	0
Length:	0.11	MPO:	N			FFOS:	0	124	0	0	0
Fund Cat:	Taking Care Of System	Fed:	1,968	State:	491	Local:	0				
Sec Cat:	Rehab And Reconst	Awd Date:	Winter 17	Anticipated Fed Cat:	NHPP	Federal Oversight	0	0	0	0	0
TIP #:		Future Cost:	0	Estimate Total:	2,491	Payments:	0	0	0	0	0
County:	Pike	Bridge improvements over Ramsey Creek 2.4 miles north of Rte. H near Annada. Project involves bridge K0322.				Engineering:	10	41	170	0	0
Route:	MO 79					R/W:	0	1	0	0	0
Job No.:	2P3083					Construction:	0	0	1,055	0	0
Length:	0.07	MPO:	N			FFOS:	0	0	0	0	0
Fund Cat:	Taking Care Of System	Fed:	1,014	State:	253	Local:	0				
Sec Cat:	Rehab And Reconst	Awd Date:	2018	Anticipated Fed Cat:	NHPP	Payments:	0	0	0	0	0
TIP #:		Future Cost:	0	Estimate Total:	1,277						
County:	Pike	Bridge improvements over Fox Creek 1.9 miles south of Rte. W near Clarksville. Project involves bridge K0318.				Engineering:	5	21	115	0	0
Route:	MO 79					R/W:	0	1	0	0	0
Job No.:	2P3084					Construction:	0	0	591	0	0
Length:	0.05	MPO:	N			FFOS:	0	0	0	0	0
Fund Cat:	Taking Care Of System	Fed:	583	State:	145	Local:	0				
Sec Cat:	Rehab And Reconst	Awd Date:	2018	Anticipated Fed Cat:	NHPP	Payments:	0	0	0	0	0
TIP #:		Future Cost:	0	Estimate Total:	733						
County:	Pike	Replace bridge over Buffalo Creek 0.6 mile south of Rte. D near Louisiana. Project involves bridge K0313.				Engineering:	21	204	0	0	0
Route:	MO 79					R/W:	0	1	0	0	0
Job No.:	2P3086					Construction:	0	1,169	0	0	0
Length:	0.10	MPO:	N			FFOS:	0	0	0	0	0
Fund Cat:	Taking Care Of System	Fed:	1,099	State:	275	Local:	0				
Sec Cat:	Rehab And Reconst	Awd Date:	Winter 17	Anticipated Fed Cat:	NHPP	Payments:	0	0	0	0	0
TIP #:		Future Cost:	0	Estimate Total:	1,395						

* Subject to the approval of the Transportation Improvement Plan by the governing Metropolitan Planning Organization.

Apr-22-2016

Section 4 - 12

District Northeast

Dollars in Thousands



2017-2021 Highway and Bridge Construction Schedule

Transportation Planning

P.O. Box 270
Jefferson City, MO 65102

Construction contingency applied to construction cost in the year the project is awarded.

Three percent project growth factor compounded annually is applied to right-of-way and construction costs in program years 2, 3, 4, and 5.

No inflation is applied to the Funding From Other Sources (FFOS) or Payments.

Engineering includes PE costs, CE costs and R/W incidentals.

Construction contingency applied to construction cost in the year the project is awarded. Three percent project growth factor compounded annually is applied to right-of-way and construction costs in program years 2, 3, 4, and 5. No inflation is applied to the Funding From Other Sources (FFOS) or Payments. Engineering includes PE costs, CE costs and R/W incidentals.						STATE FISCAL YEAR PROJECT BUDGETING					
						Prior Prog.	7/2016- 6/2017	7/2017- 6/2018	7/2018- 6/2019	7/2019- 6/2020	7/2020- 6/2021
County: Pike Route: MO 79 Job No.: 2P3134 Length: 22.01 MPO: N Fund Cat: Taking Care Of System Sec Cat: Thin Lift Overlay Awd Date: 2019 Anticipated Fed Cat: S.T.P. TIP #: Future Cost: 0 Estimate Total: 3,196	Pavement improvements from Rte. 54 east junction in Louisiana to Lincoln County line.					Engineering: 0 R/W: 0 Construction: 0 FFOS: 0 Payments: 0	2 0 0 0 0	5 0 0 0 0	213 0 2,976 0 0	0 0 0 0 0	0 0 0 0 0
County: Pike Route: RT E Job No.: 2S3140 Length: 0.07 MPO: N Fund Cat: Taking Care Of System Sec Cat: Rehab And Reconst Awd Date: 2019 Anticipated Fed Cat: NHPP TIP #: Future Cost: 0 Estimate Total: 1,092	Bridge improvements over South Spencer Creek 2.0 miles north of Rte. 54 near Curryville. Project involves bridge N0304.					Engineering: 0 R/W: 0 Construction: 0 FFOS: 0 Payments: 0	20 0 0 0 0	28 0 0 0 0	157 0 887 0 0	0 0 0 0 0	0 0 0 0 0
County: Pike Route: RT U Job No.: 2S3120 Length: 0.09 MPO: N Fund Cat: Taking Care Of System Sec Cat: Rehab And Reconst Awd Date: 2020 Anticipated Fed Cat: S.T.P. TIP #: Future Cost: 0 Estimate Total: 820	Bridge improvements over Peno Creek 1.0 mile west of Rte. 61 near Bowling Green. Project involves bridge R0059.					Engineering: 10 R/W: 0 Construction: 0 FFOS: 0 Payments: 0	2 0 0 0 0	2 0 0 0 0	36 0 0 0 0	102 0 668 0 0	0 0 0 0 0
County: Ralls Route: US 61 Job No.: 2P3137 Length: 0.09 MPO: N Fund Cat: Taking Care Of System Sec Cat: Rehab And Reconst Awd Date: 2019 Anticipated Fed Cat: NHPP TIP #: Future Cost: 0 Estimate Total: 1,054	Bridge improvements over Norfolk Southern Railway 0.9 mile north of Rte. HH in Hannibal. Project involves bridge A1060.					Engineering: 0 R/W: 0 Construction: 0 FFOS: 0 Payments: 0	20 0 0 0 0	25 0 0 0 0	155 0 854 0 0	0 0 0 0 0	0 0 0 0 0
County: Ralls Route: US 61 Job No.: 2P3138 Length: 0.08 MPO: N Fund Cat: Taking Care Of System Sec Cat: Rehab And Reconst Awd Date: 2019 Anticipated Fed Cat: NHPP TIP #: Future Cost: 0 Estimate Total: 881	Bridge improvements over Bear Creek 0.6 mile north of Rte. HH in Hannibal. Project involves bridge A1061.					Engineering: 0 R/W: 0 Construction: 0 FFOS: 0 Payments: 0	20 0 0 0 0	20 0 0 0 0	126 0 715 0 0	0 0 0 0 0	0 0 0 0 0

* Subject to the approval of the Transportation Improvement Plan by the governing Metropolitan Planning Organization.

Apr-22-2016

Section 4 - 13

District Northeast

Dollars in Thousands



2017-2021 Highway and Bridge Construction Schedule

Transportation Planning

P.O. Box 270
Jefferson City, MO 65102

Construction contingency applied to construction cost in the year the project is awarded.

Three percent project growth factor compounded annually is applied to right-of-way and construction costs in program years 2, 3, 4, and 5.

No inflation is applied to the Funding From Other Sources (FFOS) or Payments.

Engineering includes PE costs, CE costs and R/W incidentals.

Construction contingency applied to construction cost in the year the project is awarded. Three percent project growth factor compounded annually is applied to right-of-way and construction costs in program years 2, 3, 4, and 5. No inflation is applied to the Funding From Other Sources (FFOS) or Payments. Engineering includes PE costs, CE costs and R/W incidentals.							STATE FISCAL YEAR PROJECT BUDGETING						
							Prior Prog.	7/2016- 6/2017	7/2017- 6/2018	7/2018- 6/2019	7/2019- 6/2020	7/2020- 6/2021	
County: Ralls Route: US 61 Job No.: 3P2206 Length: 7.89 MPO: N Fund Cat: Taking Care Of System Sec Cat: Thin Lift Overlay TIP #:	Pavement and intersection improvements from Warren Barrett Drive in Hannibal to 0.5 mile south of Rte. 19 near New London. \$565,000 Open Container funds.						Engineering:	89	334	0	0	0	0
							R/W:	0	1	0	0	0	0
							Construction:	0	5,085	0	0	0	0
						Fed: 4,337 State: 1,083 Local: 0	FFOS:	0	565	0	0	0	0
						Anticipated Fed Cat: NHPP Federal Oversight	Payments:	0	0	0	0	0	0
						Future Cost: 0 Estimate Total: 5,509							
County: Ralls Route: MO 79 Job No.: 2P3118 Length: 0.02 MPO: N Fund Cat: Taking Care Of System Sec Cat: Rehab And Reconst TIP #:	Bridge deck improvements over Quarry Road 3.5 miles south of Rte. T near Hannibal. Project involves bridge A1248.						Engineering:	5	27	0	0	0	
						Fed: 151 State: 37 Local: 0	R/W:	0	0	0	0	0	0
						Anticipated Fed Cat: NHPP	Construction:	0	161	0	0	0	0
						Future Cost: 0 Estimate Total: 193	FFOS:	0	0	0	0	0	0
							Payments:	0	0	0	0	0	0
County: Ralls Route: MO 79 Job No.: 2P3119 Length: 0.02 MPO: N Fund Cat: Taking Care Of System Sec Cat: Rehab And Reconst TIP #:	Bridge deck improvements over Malaruni Creek just south of Rtes. E and N intersection near Hannibal. Project involves bridge A0902.						Engineering:	5	40	0	0	0	
						Fed: 268 State: 67 Local: 0	R/W:	0	0	0	0	0	0
						Anticipated Fed Cat: NHPP	Construction:	0	295	0	0	0	0
						Future Cost: 0 Estimate Total: 340	FFOS:	0	0	0	0	0	0
							Payments:	0	0	0	0	0	0
County: Ralls Route: RT H Job No.: 2S3046 Length: 0.15 MPO: N Fund Cat: Taking Care Of System Sec Cat: Rehab And Reconst TIP #:	Bridge improvements over Salt River 1.2 miles north of Rte. A near Center. Project involves bridge R0434.						Engineering:	4	10	10	15	220	
						Fed: 1,400 State: 350 Local: 0	R/W:	0	0	0	0	0	0
						Anticipated Fed Cat: NHPP	Construction:	0	0	0	0	1,495	0
						Future Cost: 0 Estimate Total: 1,754	FFOS:	0	0	0	0	0	0
							Payments:	0	0	0	0	0	0
County: Ralls Route: RT P Job No.: 2S3115 Length: 0.06 MPO: N Fund Cat: Taking Care Of System Sec Cat: Rehab And Reconst TIP #:	Replace bridge over Hippo Creek 2.2 miles south of Rte. 19 near Center. Project involves bridge T0212.						Engineering:	25	155	0	0	0	
						Fed: 717 State: 179 Local: 0	R/W:	0	10	0	0	0	0
						Anticipated Fed Cat: NHPP	Construction:	0	731	0	0	0	0
						Future Cost: 0 Estimate Total: 921	FFOS:	0	0	0	0	0	0
							Payments:	0	0	0	0	0	0

* Subject to the approval of the Transportation Improvement Plan by the governing Metropolitan Planning Organization.

Apr-22-2016

Section 4 - 14

District Northeast

Dollars in Thousands



2017-2021 Highway and Bridge Construction Schedule

Transportation Planning

P.O. Box 270
Jefferson City, MO 65102

Construction contingency applied to construction cost in the year the project is awarded.

Three percent project growth factor compounded annually is applied to right-of-way and construction costs in program years 2, 3, 4, and 5.

No inflation is applied to the Funding From Other Sources (FFOS) or Payments.

Engineering includes PE costs, CE costs and R/W incidentals.

						STATE FISCAL YEAR PROJECT BUDGETING					
						Prior Prog.	7/2016- 6/2017	7/2017- 6/2018	7/2018- 6/2019	7/2019- 6/2020	7/2020- 6/2021
County:	Randolph	Pavement and shoulder improvements from the Chariton County line to 1.5 miles west of Rte. C near Huntsville. \$225,000 Open Container funds.				Engineering:	18	125	0	0	0
Route:	US 24					R/W:	0	0	0	0	0
Job No.:	2P3051					Construction:	0	1,797	0	0	0
Length:	7.64	MPO:	N			FFOS:	0	225	0	0	0
Fund Cat:	Taking Care Of System	Fed:	1,538	State:	384	Local:	0				
Sec Cat:	Thin Lift Overlay	Awd Date:	Summer 16	Anticipated Fed Cat:	NHPP	Payments:	0	0	0	0	0
TIP #:		Future Cost:	0	Estimate Total:	1,940						
County:	Randolph	Bridge improvements on southbound lanes over Norfolk Southern Railway 2.6 miles north of Rte. B near Clark. Project involves bridge A0197.				Engineering:	15	131	0	0	0
Route:	US 63					R/W:	0	0	0	0	0
Job No.:	2P3058C					Construction:	0	877	0	0	0
Length:	0.04	MPO:	N			FFOS:	0	0	0	0	0
Fund Cat:	Taking Care Of System	Fed:	807	State:	201	Local:	0				
Sec Cat:	Rehab And Reconst	Awd Date:	Spring 17	Anticipated Fed Cat:	NHPP	Payments:	0	0	0	0	0
TIP #:		Future Cost:	0	Estimate Total:	1,023						
County:	Randolph	Pavement improvements on the northbound lanes from 0.4 mile north of Rte. EE in Moberly to 0.6 mile south of Rte. 22 in Boone County.				Engineering:	0	5	150	0	0
Route:	US 63					R/W:	0	0	0	0	0
Job No.:	2P3136					Construction:	0	0	2,107	0	0
Length:	14.27	MPO:	N			FFOS:	0	0	0	0	0
Fund Cat:	Taking Care Of System	AC-State:	1,810	State:	452	Local:	0				
Sec Cat:	Preventive Maint	Awd Date:	2018	Anticipated Fed Cat:	NHPP	Payments:	0	0	0	0	0
TIP #:		Future Cost:	0	Estimate Total:	2,262						
County:	Randolph	Bridge improvements over Walnut Creek 1.9 miles west of Rte. Z near Cairo. Project involves bridge N0225.				Engineering:	4	20	65	0	0
Route:	RT DD					R/W:	0	0	0	0	0
Job No.:	2S3044					Construction:	0	0	331	0	0
Length:	0.06	MPO:	N			FFOS:	0	0	0	0	0
Fund Cat:	Taking Care Of System	Fed:	333	State:	83	Local:	0				
Sec Cat:	Rehab And Reconst	Awd Date:	2018	Anticipated Fed Cat:	S.T.P.	Payments:	0	0	0	0	0
TIP #:		Future Cost:	0	Estimate Total:	420						
County:	Randolph	Bridge improvements over Coon Creek 2.3 miles east of Rte. 63 near Moberly. Project involves bridge N0226.				Engineering:	4	20	64	0	0
Route:	RT EE					R/W:	0	0	0	0	0
Job No.:	2S3048					Construction:	0	0	323	0	0
Length:	0.06	MPO:	N			FFOS:	0	0	0	0	0
Fund Cat:	Taking Care Of System	Fed:	326	State:	81	Local:	0				
Sec Cat:	Rehab And Reconst	Awd Date:	2018	Anticipated Fed Cat:	NHPP	Payments:	0	0	0	0	0
TIP #:		Future Cost:	0	Estimate Total:	411						

* Subject to the approval of the Transportation Improvement Plan by the governing Metropolitan Planning Organization.

Apr-22-2016

Section 4 - 15

District Northeast

Dollars in Thousands



2017-2021 Highway and Bridge Construction Schedule

Transportation Planning

P.O. Box 270
Jefferson City, MO 65102

Construction contingency applied to construction cost in the year the project is awarded.

Three percent project growth factor compounded annually is applied to right-of-way and construction costs in program years 2, 3, 4, and 5.

No inflation is applied to the Funding From Other Sources (FFOS) or Payments.

Engineering includes PE costs, CE costs and R/W incidentals.

Construction contingency applied to construction cost in the year the project is awarded. Three percent project growth factor compounded annually is applied to right-of-way and construction costs in program years 2, 3, 4, and 5. No inflation is applied to the Funding From Other Sources (FFOS) or Payments. Engineering includes PE costs, CE costs and R/W incidentals.							STATE FISCAL YEAR PROJECT BUDGETING						
							Prior Prog.	7/2016- 6/2017	7/2017- 6/2018	7/2018- 6/2019	7/2019- 6/2020	7/2020- 6/2021	
County: Schuyler	Bridge improvements over North Fork Middle Fabius River 1.6 miles north of Rte. 136 near Lancaster. Project involves bridge L0136.						Engineering:	18	20	28	166	0	0
Route: US 63							R/W:	0	0	7	0	0	0
Job No.: 2P2194							Construction:	0	0	0	951	0	0
Length: 0.20	MPO: N							FFOS:	0	0	0	0	0
Fund Cat: Taking Care Of System	Fed: 938	State: 234	Local: 0				Payments:	0	0	0	0	0	
Sec Cat: Rehab And Reconst	Awd Date: 2019	Anticipated Fed Cat: NHPP											
TIP #:	Future Cost: 0	Estimate Total: 1,190											
County: Scotland	Replace bridge over North Wyaconda River 3.2 miles north of Rte. 136 near Arbela. Project involves bridge Y0029.						Engineering:	222	51	0	0	0	0
Route: RT H							R/W:	2	0	0	0	0	0
Job No.: 2S3111							Construction:	0	665	0	0	0	0
Length: 0.08	MPO: N							FFOS:	0	0	0	0	0
Fund Cat: Taking Care Of System	Fed: 573	State: 143	Local: 0				Payments:	0	0	0	0	0	
Sec Cat: Rehab And Reconst	Awd Date: Summer 16	Anticipated Fed Cat: NHPP											
TIP #:	Future Cost: 0	Estimate Total: 940											
County: Scotland	Bridge improvements over Indian Creek 1.1 miles south of Rte. MM near Rutledge. Project involves bridge N0345.						Engineering:	0	15	15	97	0	0
Route: RT M							R/W:	0	0	0	0	0	0
Job No.: 2S3139							Construction:	0	0	0	550	0	0
Length: 0.06	MPO: N							FFOS:	0	0	0	0	0
Fund Cat: Taking Care Of System	Fed: 542	State: 135	Local: 0				Payments:	0	0	0	0	0	
Sec Cat: Rehab And Reconst	Awd Date: 2019	Anticipated Fed Cat: NHPP											
TIP #:	Future Cost: 0	Estimate Total: 677											
County: Shelby	Bridge improvements over Perry Creek 1.1 miles east of Rte. B near Leonard. Project involves bridge T0601.						Engineering:	0	29	112	0	0	0
Route: MO 151							R/W:	0	2	0	0	0	0
Job No.: 2P3059B							Construction:	0	0	576	0	0	0
Length: 0.06	MPO: N							FFOS:	0	0	0	0	0
Fund Cat: Taking Care Of System	Fed: 575	State: 144	Local: 0				Payments:	0	0	0	0	0	
Sec Cat: Rehab And Reconst	Awd Date: 2018	Anticipated Fed Cat: NHPP											
TIP #:	Future Cost: 0	Estimate Total: 719											
County: Shelby	Bridge improvements over Ten Mile Creek 1.1 miles north of Rte. MM near Clarence. Project involves bridge S0427.						Engineering:	10	41	109	0	0	0
Route: MO 151							R/W:	0	2	0	0	0	0
Job No.: 2S3123							Construction:	0	0	658	0	0	0
Length: 0.08	MPO: N							FFOS:	0	0	0	0	0
Fund Cat: Taking Care Of System	Fed: 648	State: 162	Local: 0				Payments:	0	0	0	0	0	
Sec Cat: Rehab And Reconst	Awd Date: 2018	Anticipated Fed Cat: NHPP											
TIP #:	Future Cost: 0	Estimate Total: 820											

* Subject to the approval of the Transportation Improvement Plan by the governing Metropolitan Planning Organization.

Apr-22-2016

Section 4 - 16

District Northeast

Dollars in Thousands



2017-2021 Highway and Bridge Construction Schedule

Transportation Planning

P.O. Box 270
Jefferson City, MO 65102

Construction contingency applied to construction cost in the year the project is awarded.

Three percent project growth factor compounded annually is applied to right-of-way and construction costs in program years 2, 3, 4, and 5.

No inflation is applied to the Funding From Other Sources (FFOS) or Payments.

Engineering includes PE costs, CE costs and R/W incidentals.

Construction contingency applied to construction cost in the year the project is awarded. Three percent project growth factor compounded annually is applied to right-of-way and construction costs in program years 2, 3, 4, and 5. No inflation is applied to the Funding From Other Sources (FFOS) or Payments. Engineering includes PE costs, CE costs and R/W incidentals.							STATE FISCAL YEAR PROJECT BUDGETING						
							Prior Prog.	7/2016- 6/2017	7/2017- 6/2018	7/2018- 6/2019	7/2019- 6/2020	7/2020- 6/2021	
County: Shelby	Bridge improvements over Black Creek 0.1 mile north of Rte. M near Leonard. Project involves bridge S0711.						Engineering:	0	15	15	108	0	0
Route: MO 151							R/W:	0	0	0	0	0	0
Job No.: 2S3142							Construction:	0	0	0	597	0	0
Length: 0.06	MPO: N							FFOS:	0	0	0	0	0
Fund Cat: Taking Care Of System	Fed: 588 State: 147 Local: 0						Payments:	0	0	0	0	0	0
Sec Cat: Rehab And Reconst	Awd Date: 2019	Anticipated Fed Cat: NHPP											
TIP #:	Future Cost: 0 Estimate Total: 735												
County: Various	Safety projects at various locations in the Northeast District. \$712,000 from Statewide Open Container funds.						Engineering:	0	0	0	0	0	0
Route: Various							R/W:	0	0	0	0	0	0
Job No.: 0P3018C							Construction:	0	0	733	0	0	0
Length: 0.00	MPO: N							FFOS:	0	0	712	0	0
Fund Cat: Safety	Fed: 660 State: 73 Local: 0						Payments:	0	0	0	0	0	0
Sec Cat: Safety	Awd Date: 2018	Anticipated Fed Cat: Safety											
TIP #:	Future Cost: 0 Estimate Total: 733												
County: Various	Safety projects at various locations in the Northeast District. \$732,000 from Statewide Open Container funds.						Engineering:	0	0	0	0	0	0
Route: Various							R/W:	0	0	0	0	0	0
Job No.: 0P3020C							Construction:	0	0	0	0	800	0
Length: 0.00	MPO: N							FFOS:	0	0	0	0	732
Fund Cat: Safety	Fed: 720 State: 80 Local: 0						Payments:	0	0	0	0	0	0
Sec Cat: Safety	Awd Date: 2020	Anticipated Fed Cat: Safety											
TIP #:	Future Cost: 0 Estimate Total: 800												
County: Various	Safety projects at various locations in the Northeast District. \$732,000 from Statewide Open Container funds.						Engineering:	0	0	0	0	0	0
Route: Various							R/W:	0	0	0	0	0	0
Job No.: 0P3021C							Construction:	0	0	0	0	0	824
Length: 0.00	MPO: N							FFOS:	0	0	0	0	732
Fund Cat: Safety	Fed: 742 State: 82 Local: 0						Payments:	0	0	0	0	0	0
Sec Cat: Safety	Awd Date: 2021	Anticipated Fed Cat: Safety											
TIP #:	Future Cost: 0 Estimate Total: 824												
County: Various	ADA Transition Plan improvements at various locations in the Northeast District. \$602,000 from Statewide Transportation Alternatives funds.						Engineering:	0	0	0	0	0	0
Route: Various							R/W:	0	0	0	0	0	0
Job No.: 0S3017C							Construction:	0	602	0	0	0	0
Length: 0.00	MPO: N							FFOS:	0	602	0	0	0
Fund Cat: Taking Care Of System	Fed: 482 State: 120 Local: 0						Payments:	0	0	0	0	0	0
Sec Cat: N- Ada Trans	Awd Date: 2017	Anticipated Fed Cat: S.T.P.											
TIP #:	Future Cost: 0 Estimate Total: 602												

* Subject to the approval of the Transportation Improvement Plan by the governing Metropolitan Planning Organization.

Apr-22-2016

Section 4 - 17

District Northeast

Dollars in Thousands



2017-2021 Highway and Bridge Construction Schedule

Transportation Planning

P.O. Box 270
Jefferson City, MO 65102

Construction contingency applied to construction cost in the year the project is awarded.

Three percent project growth factor compounded annually is applied to right-of-way and construction costs in program years 2, 3, 4, and 5.

No inflation is applied to the Funding From Other Sources (FFOS) or Payments.

Engineering includes PE costs, CE costs and R/W incidentals.

						STATE FISCAL YEAR PROJECT BUDGETING					
						Prior Prog.	7/2016- 6/2017	7/2017- 6/2018	7/2018- 6/2019	7/2019- 6/2020	7/2020- 6/2021
County: Various	ADA Transition Plan improvements at various locations in the Northeast District.					Engineering:	0	0	0	0	0
Route: Various	\$743,000 from Statewide Transportation Alternatives funds.					R/W:	0	0	0	0	0
Job No.: 0S3018C						Construction:	0	0	765	0	0
Length: 0.00	MPO: N					FFOS:	0	0	743	0	0
Fund Cat: Taking Care Of System					Fed: 612 State: 153 Local: 0	Payments:	0	0	0	0	0
Sec Cat: N- Ada Trans	Awd Date: 2018	Anticipated Fed Cat: S.T.P.									
TIP #:	Future Cost: 0				Estimate Total: 765						
County: Various	ADA Transition Plan improvements at various locations in the Northeast District.					Engineering:	0	0	0	0	0
Route: Various	\$759,000 from Statewide Transportation Alternatives funds.					R/W:	0	0	0	0	0
Job No.: 0S3019C						Construction:	0	0	0	805	0
Length: 0.00	MPO: N					FFOS:	0	0	0	759	0
Fund Cat: Taking Care Of System					Fed: 644 State: 161 Local: 0	Payments:	0	0	0	0	0
Sec Cat: N- Ada Trans	Awd Date: 2019	Anticipated Fed Cat: S.T.P.									
TIP #:	Future Cost: 0				Estimate Total: 805						
County: Various	ADA Transition Plan improvements at various locations in the Northeast District.					Engineering:	0	0	0	0	0
Route: Various	\$779,000 from Statewide Transportation Alternatives funds.					R/W:	0	0	0	0	0
Job No.: 0S3020C						Construction:	0	0	0	0	851
Length: 0.00	MPO: N					FFOS:	0	0	0	0	779
Fund Cat: Taking Care Of System					Fed: 681 State: 170 Local: 0	Payments:	0	0	0	0	0
Sec Cat: N- Ada Trans	Awd Date: 2020	Anticipated Fed Cat: S.T.P.									
TIP #:	Future Cost: 0				Estimate Total: 851						
County: Various	ADA Transition Plan improvements at various locations in the Northeast District.					Engineering:	0	0	0	0	0
Route: Various	\$779,000 from Statewide Transportation Alternatives funds.					R/W:	0	0	0	0	0
Job No.: 0S3021C						Construction:	0	0	0	0	877
Length: 0.00	MPO: N					FFOS:	0	0	0	0	779
Fund Cat: Taking Care Of System					Fed: 702 State: 175 Local: 0	Payments:	0	0	0	0	0
Sec Cat: N- Ada Trans	Awd Date: 2021	Anticipated Fed Cat: S.T.P.									
TIP #:	Future Cost: 0				Estimate Total: 877						
County: Various	Bridge improvements at various primary locations in the Northeast District.					Engineering:	5	60	118	0	0
Route: Various						R/W:	0	0	0	0	0
Job No.: 2P3059						Construction:	0	0	767	0	0
Length: 0.60	MPO: N					FFOS:	0	0	0	0	0
Fund Cat: Flexible & Other					Fed: 757 State: 188 Local: 0	Payments:	0	0	0	0	0
Sec Cat: Rehab And Reconst	Awd Date: 2018	Anticipated Fed Cat: NHPP									
TIP #:	Future Cost: 0				Estimate Total: 950						

* Subject to the approval of the Transportation Improvement Plan by the governing Metropolitan Planning Organization.

Apr-22-2016

Section 4 - 18

District Northeast

Dollars in Thousands



2017-2021 Highway and Bridge Construction Schedule

Transportation Planning

P.O. Box 270
Jefferson City, MO 65102

Construction contingency applied to construction cost in the year the project is awarded.

Three percent project growth factor compounded annually is applied to right-of-way and construction costs in program years 2, 3, 4, and 5.

No inflation is applied to the Funding From Other Sources (FFOS) or Payments.

Engineering includes PE costs, CE costs and R/W incidentals.

Construction contingency applied to construction cost in the year the project is awarded. Three percent project growth factor compounded annually is applied to right-of-way and construction costs in program years 2, 3, 4, and 5. No inflation is applied to the Funding From Other Sources (FFOS) or Payments. Engineering includes PE costs, CE costs and R/W incidentals.										STATE FISCAL YEAR PROJECT BUDGETING					
										Prior Prog.	7/2016- 6/2017	7/2017- 6/2018	7/2018- 6/2019	7/2019- 6/2020	7/2020- 6/2021
County: Various Route: Various Job No.: 2P3061 Length: 0.00 MPO: N Fund Cat: Taking Care Of System Sec Cat: N- Ada Trans Awd Date: 2018 TIP #: Future Cost: 0	Pedestrian improvements and ADA Transition Plan improvements along various routes in the Northeast District.				AC-State: 244 State: 62 Local: 0	Anticipated Fed Cat: S.T.P.	Estimate Total: 309	Engineering: 3 R/W: 0 Construction: 0 FFOS: 0 Payments: 0	1 0 0 0 0	42 0 263 0 0	0 0 0 0 0	0 0 0 0 0			
County: Various Route: Various Job No.: 2P3093 Length: 0.00 MPO: N Fund Cat: Taking Care Of System Sec Cat: Routine Maintenance Awd Date: Spring 17 TIP #: Future Cost: 0	Job Order Contracting for guardrail repair at various locations in the Northeast District.				AC-State: 117 State: 29 Local: 0	Anticipated Fed Cat: S.T.P.	Estimate Total: 148	Engineering: 2 R/W: 0 Construction: 0 FFOS: 0 Payments: 0	11 0 135 0 0	0 0 0 0 0	0 0 0 0 0	0 0 0 0 0			
County: Warren Route: MO 94 Job No.: 2S3124 Length: 0.11 MPO: N Fund Cat: Taking Care Of System Sec Cat: Rehab And Reconst Awd Date: 2018 TIP #: Future Cost: 0	Bridge improvements over Lost Creek 3.2 miles east of Rte. B near McKittrick. Project involves bridge X0214.				Fed: 780 State: 195 Local: 0	Anticipated Fed Cat: NHPP	Estimate Total: 985	Engineering: 10 R/W: 0 Construction: 0 FFOS: 0 Payments: 0	52 2 0 0 0	122 0 799 0 0	0 0 0 0 0	0 0 0 0 0			
County: Warren Route: MO 94 Job No.: 2S3143 Length: 0.06 MPO: N Fund Cat: Taking Care Of System Sec Cat: Rehab And Reconst Awd Date: 2019 TIP #: Future Cost: 0	Bridge improvements over Smith Creek 1.7 miles east of Rte. U near Pinckney. Project involves bridge T0038.				Fed: 657 State: 165 Local: 0	Anticipated Fed Cat: NHPP	Estimate Total: 822	Engineering: 0 R/W: 0 Construction: 0 FFOS: 0 Payments: 0	15 0 0 0 0	15 0 0 0 0	124 0 668 0 0	0 0 0 0 0			

* Subject to the approval of the Transportation Improvement Plan by the governing Metropolitan Planning Organization.

Apr-22-2016

Section 4 - 19

District Northeast

Dollars in Thousands



2017-2021 Highway and Bridge Construction Schedule

Transportation Planning

P.O. Box 270
Jefferson City, MO 65102

Construction contingency applied to construction cost in the year the project is awarded.
Three percent project growth factor compounded annually is applied to right-of-way and construction costs in program years 2, 3, 4, and 5.
No inflation is applied to the Funding From Other Sources (FFOS) or Payments.
Engineering includes PE costs, CE costs and R/W incidentals.

STATE FISCAL YEAR PROJECT BUDGETING						
	Prior Prog.	7/2016-6/2017	7/2017-6/2018	7/2018-6/2019	7/2019-6/2020	7/2020-6/2021
FFOS:	0	4,470	37,698	1,491	1,511	1,511
Total R/W:	3	4,080	17	0	0	0
Total Construction:	0	41,452	100,444	43,640	18,773	1,701
Paybacks:	0	0	0	0	0	0
Sub-Total:	3	45,532	100,461	43,640	18,773	1,701
Total Engineering:	3,511	5,821	5,855	4,196	1,528	0
Grand Total:	3,514	51,353	106,316	47,836	20,301	1,701

	2017	2018	2019	2020	2021
State	10,001	9,136	9,493	3,491	257
AC-State	5,459	20,213	0	0	0
Local	188	26,000	0	0	0
Sub-total State	15,648	55,349	9,493	3,491	257
Federal					
Sub-total Federal	35,705	50,967	38,343	16,810	1,444
Grand Total	51,353	106,316	47,836	20,301	1,701

Project Count: 94

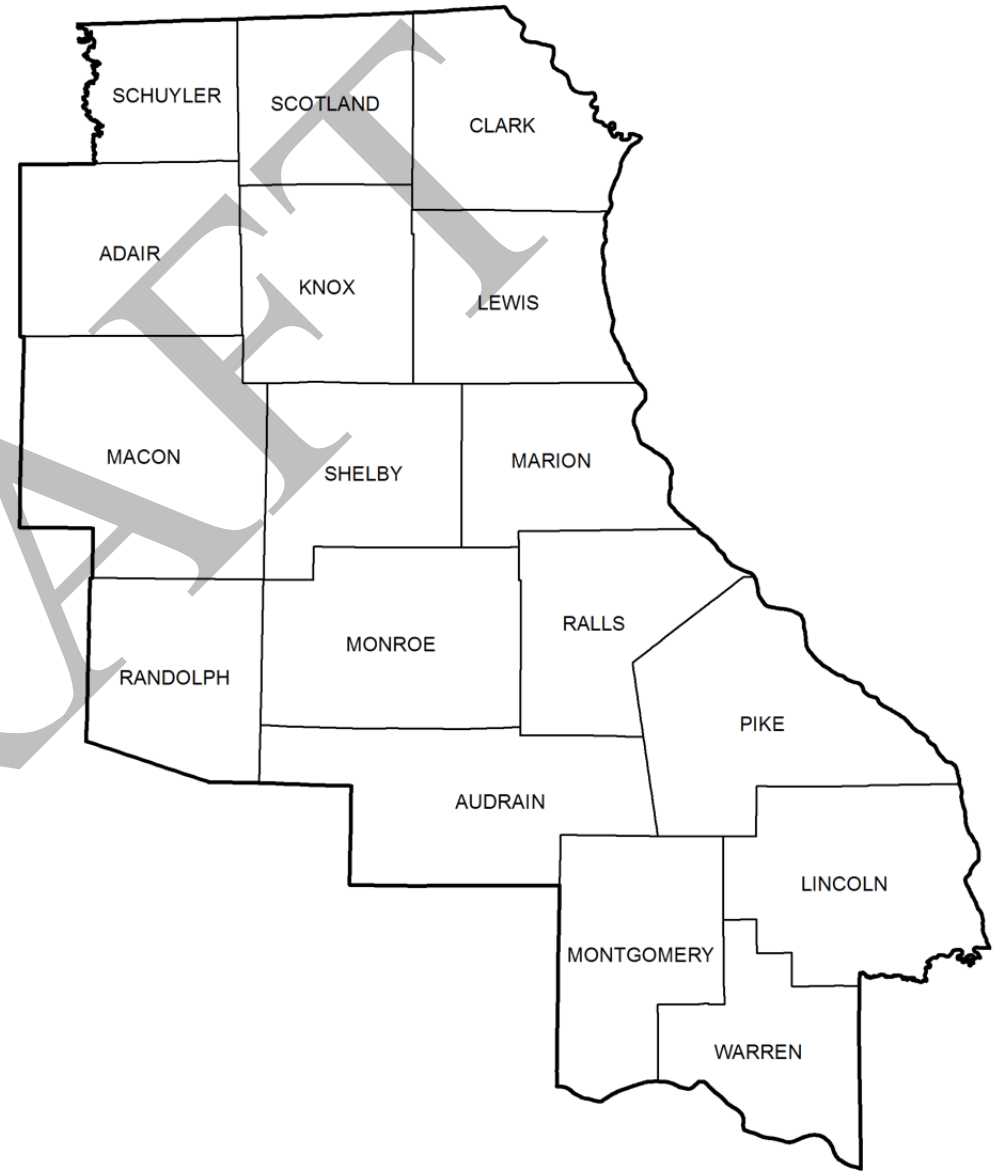
* Subject to the approval of the Transportation Improvement Plan by the governing Metropolitan Planning Organization.

Apr-22-2016

Section 4 - 1

District Northeast

Dollars in Thousands



MoDOT's Northeast District

PAYMENT PROJECTS



2017-2021 Highway and Bridge Construction Schedule

Transportation Planning

P.O. Box 270
Jefferson City, MO 65102

Construction contingency applied to construction cost in the year the project is awarded.

Three percent project growth factor compounded annually is applied to right-of-way and construction costs in program years 2, 3, 4, and 5.

No inflation is applied to the Funding From Other Sources (FFOS) or Payments.

Engineering includes PE costs, CE costs and R/W incidentals.

Construction contingency applied to construction cost in the year the project is awarded. Three percent project growth factor compounded annually is applied to right-of-way and construction costs in program years 2, 3, 4, and 5. No inflation is applied to the Funding From Other Sources (FFOS) or Payments. Engineering includes PE costs, CE costs and R/W incidentals.												STATE FISCAL YEAR PROJECT BUDGETING						
												Prior Prog.	7/2016- 6/2017	7/2017- 6/2018	7/2018- 6/2019	7/2019- 6/2020	7/2020- 6/2021	
County: Various	On-call work zone enforcement at various locations in the Northeast District.											Engineering:	0	0	0	0	0	0
Route: Various												R/W:	0	0	0	0	0	0
Job No.: 2P3145												Construction:	0	0	0	0	0	0
Length: 0.00	MPO: N					Fed: 9	State: 1	Local: 0			FFOS:	0	0	0	0	0		
Fund Cat: Safety			Awd Date: N/A	Anticipated Fed Cat: Safety						Payments:	0	10	0	0	0	0		
Sec Cat: Safety			Future Cost: 0			Estimate Total: 10												
TIP #:																		
County: Various	On-call work zone enforcement at various locations in the Northeast District.											Engineering:	0	0	0	0	0	0
Route: Various												R/W:	0	0	0	0	0	0
Job No.: 2P3158												Construction:	0	0	0	0	0	0
Length: 0.00	MPO: N					Fed: 9	State: 1	Local: 0			FFOS:	0	0	0	0	0		
Fund Cat: Safety			Awd Date: N/A	Anticipated Fed Cat: Safety						Payments:	0	0	10	0	0	0		
Sec Cat: Safety			Future Cost: 0			Estimate Total: 10												
TIP #:																		
County: Various	Payback beginning in SFY 2008 for Safe and Sound bridges in the Northeast District.											Engineering:	0	0	0	0	0	0
Route: Various												R/W:	96	0	0	0	0	0
Job No.: 5B0800Q												Construction:	0	0	0	0	0	0
Length: 0.00	MPO: N					Fed: 0	State: 25,665	Local: 0			FFOS:	96	0	0	0	0		
Fund Cat: Taking Care Of System			Awd Date: N/A	Anticipated Fed Cat: State						Payments:	25,928	5,133	5,133	5,133	5,133	5,133		
Sec Cat: Rehab And Reconst			Future Cost: 50,001 - 75,000			Estimate Total: 51,689												
TIP #:																		

* Subject to the approval of the Transportation Improvement Plan by the governing Metropolitan Planning Organization.

Apr-22-2016

Section 4 - 1

District Northeast

Dollars in Thousands



2017-2021 Highway and Bridge Construction Schedule

Transportation Planning

P.O. Box 270
Jefferson City, MO 65102

Construction contingency applied to construction cost in the year the project is awarded.
Three percent project growth factor compounded annually is applied to right-of-way and construction costs in program years 2, 3, 4, and 5.
No inflation is applied to the Funding From Other Sources (FFOS) or Payments.
Engineering includes PE costs, CE costs and R/W incidentals.

STATE FISCAL YEAR PROJECT BUDGETING						
	Prior Prog.	7/2016- 6/2017	7/2017- 6/2018	7/2018- 6/2019	7/2019- 6/2020	7/2020- 6/2021
FFOS:	96	0	0	0	0	0
Total R/W:	96	0	0	0	0	0
Total Construction:	0	0	0	0	0	0
Paybacks:	25,928	5,143	5,143	5,133	5,133	5,133
Sub-Total:	26,024	5,143	5,143	5,133	5,133	5,133
Total Engineering:	0	0	0	0	0	0
Grand Total:	26,024	5,143	5,143	5,133	5,133	5,133
		2017	2018	2019	2020	2021
State		5,134	5,134	5,133	5,133	5,133
AC-State		0	0	0	0	0
Local		0	0	0	0	0
Sub-total State		5,134	5,134	5,133	5,133	5,133
Federal						
Sub-total Federal		9	9	0	0	0
Grand Total		5,143	5,143	5,133	5,133	5,133

Project Count: 3

* Subject to the approval of the Transportation Improvement Plan by the governing Metropolitan Planning Organization.

Apr-22-2016

Section 4 - 1

District Northeast

Dollars in Thousands



2017-2021 Highway and Bridge Construction Schedule

Transportation Planning

P.O. Box 270
Jefferson City, MO 65102

Construction contingency applied to construction cost in the year the project is awarded.
Three percent project growth factor compounded annually is applied to right-of-way and construction costs in program years 2, 3, 4, and 5.

No inflation is applied to the Funding From Other Sources (FFOS) or Payments.

Engineering includes PE costs, CE costs and R/W incidentals.

Northeast

Total

STATE FISCAL YEAR PROJECT BUDGETING					
Prior Prog.	7/2016-6/2017	7/2017-6/2018	7/2018-6/2019	7/2019-6/2020	7/2020-6/2021

FFOS:	96	4,470	37,698	1,491	1,511	1,511
Total R/W:	99	4,080	17	0	0	0
Total Construction:	0	41,452	100,444	43,640	18,773	1,701
Paybacks:	25,928	5,143	5,143	5,133	5,133	5,133
Sub-Total:	26,027	50,675	105,604	48,773	23,906	6,834
Total Engineering:	3,511	5,821	5,855	4,196	1,528	0
Grand Total:	29,538	56,496	111,459	52,969	25,434	6,834

	2017	2018	2019	2020	2021
State	15,135	14,270	14,626	8,624	5,390
AC-State	5,459	20,213	0	0	0
Local	188	26,000	0	0	0
Sub-total State	20,782	60,483	14,626	8,624	5,390
Federal					
Sub-total Federal	35,714	50,976	38,343	16,810	1,444
Grand Total	56,496	111,459	52,969	25,434	6,834

Project Count: 97

* Subject to the approval of the Transportation Improvement Plan by the governing Metropolitan Planning Organization.

Apr-22-2016

Section 4 - 1

District Northeast

Dollars in Thousands

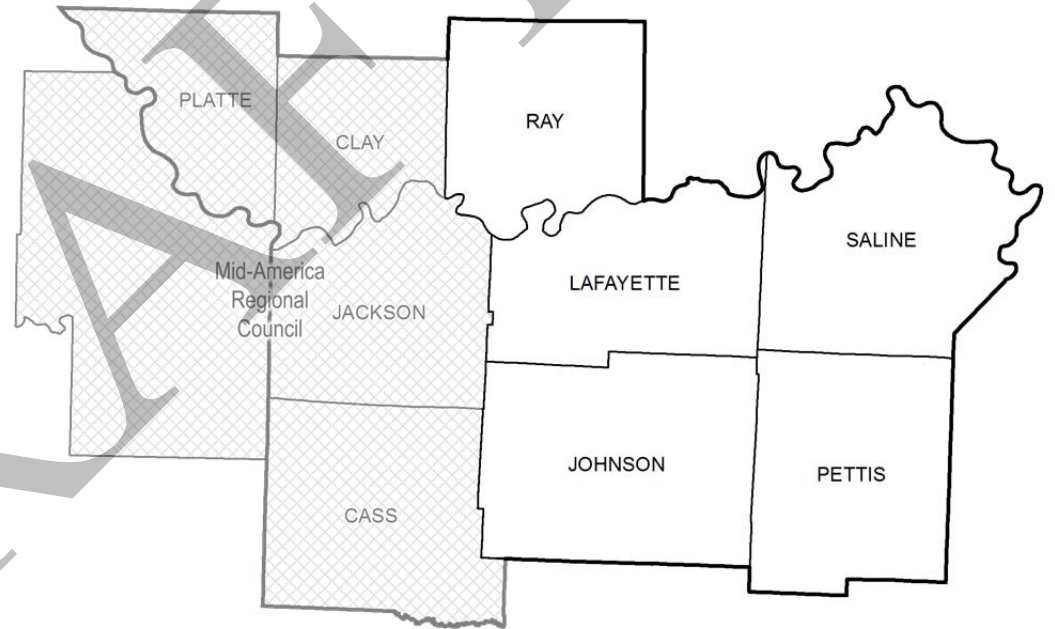
**District Program Summary
Northeast**

(Dollars in Millions)

Amounts include construction and right of way, excludes engineering.

State Fiscal Year	2017	2018	2019	2020	2021
Statewide Interstate And Major Bridge - Available					
Statewide Interstate And Major Bridge - FFOS	0.000	0.000	0.000	0.000	0.000
Statewide Interstate And Major Bridge - Fund Transfers	1.550	0.000	9.270	2.701	0.000
Statewide Interstate And Major Bridge - Carryover	-0.012	0.000	0.000	0.000	0.000
Award and Completed Project Adjustments	0.000	0.000	0.000	0.000	0.000
Statewide Interstate And Major Bridge - Total Available	1.538	0.000	9.270	2.701	0.000
Statewide Interstate And Major Bridge - Programmed	1.550	0.000	11.956	4.611	0.000
Safety - Available	1.141	1.231	1.254	1.283	1.273
Safety - FFOS	1.107	0.712	0.000	0.732	0.732
Safety - Fund Transfers	0.000	0.000	0.000	0.000	0.000
Safety - Carryover	-1.893	0.000	0.000	0.000	0.000
Award and Completed Project Adjustments	0.000	0.000	-0.820	-0.050	0.000
Safety - Total Available	0.355	1.943	0.434	1.965	2.005
Safety - Programmed	1.117	0.743	0.000	0.800	0.824
Taking Care Of System - Available	17.816	19.446	19.215	19.654	19.504
Taking Care Of System - FFOS	2.677	36.986	1.491	0.779	0.779
Taking Care Of System - Fund Transfers	30.287	44.543	17.229	11.660	5.133
Taking Care Of System - Carryover	-5.847	0.000	0.000	0.000	0.000
Award and Completed Project Adjustments	-0.350	-0.990	-0.070	0.683	0.000
Taking Care Of System - Total Available	44.583	99.985	37.865	32.776	25.416
Taking Care Of System - Programmed	47.247	104.094	36.817	18.494	6.010
Flexible & Other - Available					
Flexible & Other - FFOS	0.686	0.000	0.000	0.000	0.000
Flexible & Other - Fund Transfers	-2.030	0.000	0.000	0.000	0.000
Flexible & Other - Carryover	5.420	0.000	0.000	0.000	0.000
Award and Completed Project Adjustments	0.000	-0.560	1.200	1.836	0.000
Flexible & Other - Total Available	4.076	-0.560	1.200	1.836	0.000
Flexible & Other - Programmed	0.761	0.767	0.000	0.000	0.000
Statewide Major Projects & Emerging Needs - Available					
Statewide Major Projects & Emerging Needs - FFOS	0.000	0.000	0.000	0.000	0.000
Statewide Major Projects & Emerging Needs - Fund Transfers	0.000	0.000	0.000	0.000	0.000
Statewide Major Projects & Emerging Needs - Carryover	2.170	0.000	0.000	0.000	0.000
Award and Completed Project Adjustments	0.000	0.000	0.000	0.000	0.000
Statewide Major Projects & Emerging Needs - Total Available	2.170	0.000	0.000	0.000	0.000
Statewide Major Projects & Emerging Needs - Programmed	0.000	0.000	0.000	0.000	0.000
Statewide Amendment 3 - Available					
Statewide Amendment 3 - FFOS	1.297	1.885	0.000	0.000	0.000
Statewide Amendment 3 - Fund Transfers	0.000	0.000	0.000	0.000	0.000
Statewide Amendment 3 - Carryover	-3.003	0.000	0.000	0.000	0.000
Award and Completed Project Adjustments	0.000	0.000	0.000	0.000	0.000
Statewide Amendment 3 - Total Available	-1.706	1.885	0.000	0.000	0.000
Statewide Amendment 3 - Programmed	0.000	0.000	0.000	0.000	0.000
Total Categorized Funding Available by SFY	51.016	103.253	48.769	39.278	27.421
Total Flexible Funds Available	0.124	0.545	0.982	11.421	15.884
Adjustments	-0.350	-1.550	0.310	2.469	0.000
Carryovers	-3.165				
Total Available by SFY	51.140	103.798	49.751	50.699	43.305
Total Programmed by SFY	50.675	105.604	48.773	23.905	6.834

*Note: Three percent inflation compounded annually applied to program years 2018 - 2021
Two percent construction contingency applied to construction.*



MoDOT's Kansas City District

(Note: The following MoDOT projects are located outside the Kansas City Metropolitan Planning area boundary.)

PROJECT DESCRIPTION KEY

2017-2021 Highway and Bridge Construction Schedule

Construction contingency applied to construction cost in the year the project is awarded.

Three percent project growth factor compounded annually is applied to right-of-way and construction in program years 2, 3, 4, and 5.

No inflation is applied to the Funding From Other Sources (FFOS) or Payments.

Engineering includes PE costs, CE costs, and R/W incidentals.

County:	XX				Engineering:	99	9	0	0	0	0
Route:	XX				R/W:	0	0	99	0	0	0
Job No.:					Construction:	0	0	0	999	0	0
Length:	MPO:	Fed:	State:	Local:	<div>Federal Oversight</div>						
Fund Cat:											
Sec Cat:	Award Date	Anticipated Fed Cat:			FFOS:	0	0	0	99	0	0
TIP#	Future Cost:	Estimate Total:			Payments:	0	99	0	0	0	0

Anticipated Federal Funding Category^

Estimated cost range beyond 2021.

Date project is to be awarded to begin construction (Season and calendar year for 2016 & 2017. SFY only beyond 2017).

Metropolitan Planning Organization (Y/N).

Project description and location.

County location of project.

Route location of project.

Project number used to track project costs.

Total length in 1/100 miles.

Primary Funding Category.*

Secondary Funding Category.**

Transportation Improvement Plan

Projects with full oversight by the Federal Highway Administration.

Total project cost estimate.

Federal, Advanced CN-State, State and Local share of project costs.

Dollars programmed in previous STIPs.

Dollars funded from other sources.

Dollars for construction, utilities and

Dollars for right-of-way (land acquisition).

Dollars to be paid back for accelerating the project or payments to others.

Dollars for engineering that include preliminary engineering, construction engineering and right-of-way incidentals.

*Primary Funding Category:

Take Care of System
Statewide Interstate & Major Bridge
Safety
Statewide Safety
Flexible & Other
Amendment 3

**Secondary Funding Category:

Enhancements
Low Type Resurfacing
N - Ada Trans (ADA Transition Plan)
Preventive Maint (Preventive Maintenance)
Regional
Rehab And Reconst (Rehabilitation and Reconstruction)
Routine Maintenance
Safety
Systems Operations
Thin Lift Overlay
Urban Safety

^Anticipated Federal Funding Category:

CMAQ - Congestion Mitigation and Air Quality.
* Usually 80% Federal & 20% State funds.
Earmark - usually 80% Federal & 20% State funds.
NHFP - National Highway Freight Program.
* Usually 80% Federal & 20% State funds.
NHPP - National Highway Performance Program.
* Usually 80% Federal & 20% State funds.
* Sometimes 90% Federal & 10% State funds.
Safety - usually 90% Federal & 10% State funds.
State - No federal funds, state only funded.
STP - Surface Transportation Block Grant Program.
* Usually 80% Federal & 20% State funds.

(All Costs in Thousands)



2017-2021 Highway and Bridge Construction Schedule

Transportation Planning

P.O. Box 270
Jefferson City, MO 65102

Construction contingency applied to construction cost in the year the project is awarded.

Three percent project growth factor compounded annually is applied to right-of-way and construction costs in program years 2, 3, 4, and 5.

No inflation is applied to the Funding From Other Sources (FFOS) or Payments.

Engineering includes PE costs, CE costs and R/W incidentals.

						STATE FISCAL YEAR PROJECT BUDGETING					
						Prior Prog.	7/2016-6/2017	7/2017-6/2018	7/2018-6/2019	7/2019-6/2020	7/2020-6/2021
County:	Johnson	Bridge improvements on Rte. 23 over Big Walnut Creek, Rte. 131 over Blackwater River and Pin Oak Creek, and Rte. OO over Walnut Creek. Project involves bridges A1983, A1788, A1789, and N0866.				Engineering:	29	262	0	0	0
Route:	MO 23					R/W:	0	1	0	0	0
Job No.:	3P3037D					Construction:	0	1,026	0	0	0
Length:	0.20	MPO:	N			FFOS:	0	0	0	0	0
Fund Cat:	Taking Care Of System	Fed:	1,032	State:	257	Local:	0				
Sec Cat:	Rehab And Reconst	Awd Date:	Fall 16	Anticipated Fed Cat:	NHPP	Payments:	0	0	0	0	0
TIP #:		Future Cost:	0	Estimate Total:	1,318						
County:	Johnson	Pavement improvements from Warrensburg to Pettis County line (Rte. 13 to FF). \$4,000,000 District Operations Budget.				Engineering:	180	448	0	0	0
Route:	US 50					R/W:	0	0	0	0	0
Job No.:	3P3053					Construction:	0	5,379	0	0	0
Length:	11.32	MPO:	N			FFOS:	0	4,000	0	0	0
Fund Cat:	Taking Care Of System	Fed:	4,661	State:	1,166	Local:	0				
Sec Cat:	Rehab And Reconst	Awd Date:	Fall 16	Anticipated Fed Cat:	NHPP	Payments:	0	0	0	0	0
TIP #:		Future Cost:	0	Estimate Total:	6,007						
County:	Johnson	Pavement improvements from County Road 1501 to east of Pride Avenue in Warrensburg.				Engineering:	0	2	2	96	639
Route:	US 50					R/W:	0	0	0	0	0
Job No.:	3P3064					Construction:	0	0	0	0	7,785
Length:	20.94	MPO:	N			FFOS:	0	0	0	0	0
Fund Cat:	Flexible & Other	Fed:	6,820	State:	1,704	Local:	0				
Sec Cat:	Preventive Maint	Awd Date:	2020	Anticipated Fed Cat:	NHPP	Payments:	0	0	0	0	0
TIP #:		Future Cost:	0	Estimate Total:	8,524						
County:	Johnson	Bridge improvements over Briar Creek 2 miles south of Rte. 50. Project involves bridge K0384.				Engineering:	21	186	0	0	0
Route:	MO 58					R/W:	0	5	0	0	0
Job No.:	4P1431					Construction:	0	755	0	0	0
Length:	0.07	MPO:	N			FFOS:	0	0	0	0	0
Fund Cat:	Taking Care Of System	Fed:	757	State:	189	Local:	0				
Sec Cat:	Rehab And Reconst	Awd Date:	Spring 17	Anticipated Fed Cat:	NHPP	Payments:	0	0	0	0	0
TIP #:		Future Cost:	0	Estimate Total:	967						
County:	Johnson	Pavement improvements on Rte. AA from Rte. 50 to Rte. 58 and on Rte. VV from County Road 871 to Rte. 58.				Engineering:	0	564	0	0	0
Route:	RT AA					R/W:	0	0	0	0	0
Job No.:	3S3070					Construction:	0	2,739	0	0	0
Length:	13.69	MPO:	N			FFOS:	0	0	0	0	0
Fund Cat:	Taking Care Of System	AC-State:	2,642	State:	661	Local:	0				
Sec Cat:	Low Type Resurfacing	Awd Date:	Spring 17	Anticipated Fed Cat:	S.T.P.	Payments:	0	0	0	0	0
TIP #:		Future Cost:	0	Estimate Total:	3,303						

* Subject to the approval of the Transportation Improvement Plan by the governing Metropolitan Planning Organization.

Apr-22-2016

Section 4 - 1

District Kansas City

Dollars in Thousands



2017-2021 Highway and Bridge Construction Schedule

Transportation Planning

P.O. Box 270
Jefferson City, MO 65102

Construction contingency applied to construction cost in the year the project is awarded.

Three percent project growth factor compounded annually is applied to right-of-way and construction costs in program years 2, 3, 4, and 5.

No inflation is applied to the Funding From Other Sources (FFOS) or Payments.

Engineering includes PE costs, CE costs and R/W incidentals.

Construction contingency applied to construction cost in the year the project is awarded. Three percent project growth factor compounded annually is applied to right-of-way and construction costs in program years 2, 3, 4, and 5. No inflation is applied to the Funding From Other Sources (FFOS) or Payments. Engineering includes PE costs, CE costs and R/W incidentals.						STATE FISCAL YEAR PROJECT BUDGETING						
						Prior Prog.	7/2016- 6/2017	7/2017- 6/2018	7/2018- 6/2019	7/2019- 6/2020	7/2020- 6/2021	
County: Johnson	Bridge improvements over Bear Creek. Project involves bridge A0748.					Engineering:	0	211	67	0	0	0
Route: RT DD						R/W:	0	10	0	0	0	0
Job No.: 3S3084						Construction:	0	0	592	0	0	0
Length: 0.20	MPO: N					FFOS:	0	0	0	0	0	0
Fund Cat: Taking Care Of System	Fed: 705	State: 175	Local: 0			Payments:	0	0	0	0	0	0
Sec Cat: Rehab And Reconst	Awd Date: Fall 17	Anticipated Fed Cat: NHPP										
TIP #:	Future Cost: 0	Estimate Total: 880										
County: Johnson	Payment to Johnson County for construction of a shared use pedestrian facility along Rte. DD from Pembroke Drive to SE 591 Road. \$285,563 Cost Share and \$311,121 District Transportation Enhancement funds. To be let by Johnson County as STP-6300 (406).					Engineering:	4	7	0	0	0	0
Route: RT DD						R/W:	0	0	0	0	0	0
Job No.: 4S3102Z						Construction:	0	694	0	0	0	0
Length: 3.58	MPO: N					FFOS:	0	597	0	0	0	0
Fund Cat: Flexible & Other	Fed: 561	State: 140	Local: 0			Payments:	0	0	0	0	0	0
Sec Cat: Enhancements	Awd Date: N/A	Anticipated Fed Cat: S.T.P.										
TIP #:	Future Cost: 0	Estimate Total: 705										
County: Johnson	Pavement improvements on Rte. OO from Rte. M to Rte. 13 and on Rte. M from Rte. OO to Rte. 50.					Engineering:	0	20	180	0	0	0
Route: RT OO						R/W:	0	0	0	0	0	0
Job No.: 3S3071						Construction:	0	0	1,701	0	0	0
Length: 19.52	MPO: N					FFOS:	0	0	0	0	0	0
Fund Cat: Taking Care Of System	AC-State: 1,521	State: 380	Local: 0			Payments:	0	0	0	0	0	0
Sec Cat: Low Type Resurfacing	Awd Date: 2018	Anticipated Fed Cat: S.T.P.										
TIP #:	Future Cost: 0	Estimate Total: 1,901										
County: Lafayette	Bridge improvements over Sni-A-Bar Creek. Project involves bridge A0917.					Engineering:	23	69	0	0	0	0
Route: MO 131						R/W:	0	0	0	0	0	0
Job No.: 3S3052						Construction:	0	690	0	0	0	0
Length: 0.20	MPO: N					FFOS:	0	0	0	0	0	0
Fund Cat: Taking Care Of System	Fed: 608	State: 151	Local: 0			Payments:	0	0	0	0	0	0
Sec Cat: Rehab And Reconst	Awd Date: Spring 17	Anticipated Fed Cat: S.T.P.										
TIP #:	Future Cost: 0	Estimate Total: 782										
County: Lafayette	Repair slide from Broadway to Highland Avenue in Lexington.					Engineering:	60	78	0	0	0	0
Route: MO 224						R/W:	10	0	0	0	0	0
Job No.: 3S3054						Construction:	0	410	0	0	0	0
Length: 0.69	MPO: N					FFOS:	0	0	0	0	0	0
Fund Cat: Taking Care Of System	Fed: 390	State: 98	Local: 0			Payments:	0	0	0	0	0	0
Sec Cat: Systems Operations	Awd Date: Summer 16	Anticipated Fed Cat: S.T.P.										
TIP #:	Future Cost: 0	Estimate Total: 558										

* Subject to the approval of the Transportation Improvement Plan by the governing Metropolitan Planning Organization.

Apr-22-2016

Section 4 - 2

District Kansas City

Dollars in Thousands



2017-2021 Highway and Bridge Construction Schedule

Transportation Planning

P.O. Box 270
Jefferson City, MO 65102

Construction contingency applied to construction cost in the year the project is awarded.

Three percent project growth factor compounded annually is applied to right-of-way and construction costs in program years 2, 3, 4, and 5.

No inflation is applied to the Funding From Other Sources (FFOS) or Payments.

Engineering includes PE costs, CE costs and R/W incidentals.

						STATE FISCAL YEAR PROJECT BUDGETING					
						Prior Prog.	7/2016- 6/2017	7/2017- 6/2018	7/2018- 6/2019	7/2019- 6/2020	7/2020- 6/2021
County: Lafayette	Intersection improvements at Rte. 131 south of Wellington. \$453,000 Open Container funds.	Engineering:	0	32	87	0	0	0	0	0	0
Route: US 24		R/W:	0	4	0	0	0	0	0	0	0
Job No.: 3P3057		Construction:	0	0	758	0	0	0	0	0	0
Length: 0.40	MPO: N	FFOS:	0	0	453	0	0	0	0	0	0
Fund Cat: Safety	Fed: 793 State: 88 Local: 0	Payments:	0	0	0	0	0	0	0	0	0
Sec Cat: Safety	Awd Date: 2018 Anticipated Fed Cat: Safety										
TIP #: Future Cost: 0 Estimate Total: 881											
County: Lafayette	Job Order Contracting for asphalt pavement repair in Lafayette and Saline Counties.	Engineering:	0	18	0	0	0	0	0	0	0
Route: IS 70		R/W:	0	0	0	0	0	0	0	0	0
Job No.: 0I3003H		Construction:	0	250	0	0	0	0	0	0	0
Length: 57.53	MPO: N	FFOS:	0	0	0	0	0	0	0	0	0
Fund Cat: Statewide Interstate And Major Bridge	AC-State: 241 State: 27 Local: 0	Payments:	0	0	0	0	0	0	0	0	0
Sec Cat: Preventive Maint	Awd Date: Spring 17 Anticipated Fed Cat: NHPP										
TIP #: Future Cost: 0 Estimate Total: 268											
County: Lafayette	Bridge improvements at Rte. E. Project involves bridge A0077.	Engineering:	25	270	716	0	0	0	0	0	0
Route: IS 70		R/W:	0	0	21	0	0	0	0	0	0
Job No.: 3I3010		Construction:	0	0	3,785	0	0	0	0	0	0
Length: 0.02	MPO: N	FFOS:	0	0	0	0	0	0	0	0	0
Fund Cat: Taking Care Of System	Fed: 4,312 State: 480 Local: 0	Payments:	0	0	0	0	0	0	0	0	0
Sec Cat: Rehab And Reconst	Awd Date: 2018 Anticipated Fed Cat: NHPP Federal Oversight										
TIP #: Future Cost: 0 Estimate Total: 4,817											
County: Lafayette	Pavement improvements from east of the Jackson County line to east of Johnson Drive near Odessa. \$321,000 Open Container funds.	Engineering:	2	452	0	0	0	0	0	0	0
Route: IS 70		R/W:	0	0	0	0	0	0	0	0	0
Job No.: 3I3042		Construction:	0	4,879	0	0	0	0	0	0	0
Length: 9.39	MPO: N	FFOS:	0	321	0	0	0	0	0	0	0
Fund Cat: Statewide Interstate And Major Bridge	AC-State: 4,797 State: 534 Local: 0	Payments:	0	0	0	0	0	0	0	0	0
Sec Cat: Preventive Maint	Awd Date: Fall 16 Anticipated Fed Cat: NHPP Federal Oversight										
TIP #: Future Cost: 0 Estimate Total: 5,333											
County: Lafayette	Pavement improvements from Johnson Drive in Odessa to Rte. 13 in Higginsville.	Engineering:	5	5	65	368	0	0	0	0	0
Route: IS 70		R/W:	0	0	0	0	0	0	0	0	0
Job No.: 3I3047		Construction:	0	0	0	4,524	0	0	0	0	0
Length: 11.14	MPO: N	FFOS:	0	0	0	0	0	0	0	0	0
Fund Cat: Taking Care Of System	Fed: 3,969 State: 993 Local: 0	Payments:	0	0	0	0	0	0	0	0	0
Sec Cat: Preventive Maint	Awd Date: 2019 Anticipated Fed Cat: NHPP										
TIP #: Future Cost: 0 Estimate Total: 4,967											

* Subject to the approval of the Transportation Improvement Plan by the governing Metropolitan Planning Organization.

Apr-22-2016

Section 4 - 3

District Kansas City

Dollars in Thousands



2017-2021 Highway and Bridge Construction Schedule

Transportation Planning

P.O. Box 270
Jefferson City, MO 65102

Construction contingency applied to construction cost in the year the project is awarded.

Three percent project growth factor compounded annually is applied to right-of-way and construction costs in program years 2, 3, 4, and 5.

No inflation is applied to the Funding From Other Sources (FFOS) or Payments.

Engineering includes PE costs, CE costs and R/W incidentals.

Construction contingency applied to construction cost in the year the project is awarded. Three percent project growth factor compounded annually is applied to right-of-way and construction costs in program years 2, 3, 4, and 5. No inflation is applied to the Funding From Other Sources (FFOS) or Payments. Engineering includes PE costs, CE costs and R/W incidentals.							STATE FISCAL YEAR PROJECT BUDGETING						
							Prior Prog.	7/2016- 6/2017	7/2017- 6/2018	7/2018- 6/2019	7/2019- 6/2020	7/2020- 6/2021	
County: Lafayette	Bridge improvements over I-70. Project involves bridge A0075.						Engineering:	0	20	52	0	0	0
Route: RT WW							R/W:	0	0	0	0	0	0
Job No.: 3S3058							Construction:	0	0	568	0	0	0
Length: 0.04	MPO: N							FFOS:	0	0	0	0	0
Fund Cat: Taking Care Of System	Fed: 511 State: 129 Local: 0						Payments:	0	0	0	0	0	0
Sec Cat: Rehab And Reconst	Awd Date: 2018	Anticipated Fed Cat: S.T.P.											
TIP #:	Future Cost: 0 Estimate Total: 640												
County: Pettis	Signal improvements from Winchester Road to Engineer Avenue in Sedalia. \$100,000						Engineering:	10	13	0	0	0	0
Route: US 50	Open Container funds.						R/W:	0	0	0	0	0	0
Job No.: 3P3056							Construction:	0	100	0	0	0	0
Length: 0.00	MPO: N							FFOS:	0	100	0	0	0
Fund Cat: Taking Care Of System	AC-State: 91 State: 22 Local: 0						Payments:	0	0	0	0	0	0
Sec Cat: Systems Operations	Awd Date: Summer 16	Anticipated Fed Cat: NHPP											
TIP #:	Future Cost: 0 Estimate Total: 123												
County: Pettis	Pavement improvements from Rte. FF/Johnson County line to Rte. MM. \$2,750,000						Engineering:	0	429	0	0	0	0
Route: US 50	District Operations Budget.						R/W:	0	0	0	0	0	0
Job No.: 3P3059							Construction:	0	4,887	0	0	0	0
Length: 0.00	MPO: N							FFOS:	0	2,750	0	0	0
Fund Cat: Taking Care Of System	AC-State: 4,253 State: 1,063 Local: 0						Payments:	0	0	0	0	0	0
Sec Cat: Preventive Maint	Awd Date: Fall 16	Anticipated Fed Cat: NHPP											
TIP #:	Future Cost: 0 Estimate Total: 5,316												
County: Pettis	Bridge improvements over Muddy Creek. Project involves bridge A0809.						Engineering:	37	116	0	0	0	0
Route: US 65							R/W:	0	0	0	0	0	0
Job No.: 3P3030							Construction:	0	891	0	0	0	0
Length: 0.09	MPO: N							FFOS:	0	0	0	0	0
Fund Cat: Taking Care Of System	Fed: 806 State: 201 Local: 0						Payments:	0	0	0	0	0	0
Sec Cat: Rehab And Reconst	Awd Date: Spring 17	Anticipated Fed Cat: NHPP											
TIP #:	Future Cost: 0 Estimate Total: 1,044												
County: Pettis	Pavement improvements from Rte. B to the Benton County line.						Engineering:	0	7	21	386	0	0
Route: US 65							R/W:	0	0	0	0	0	0
Job No.: 3P3062							Construction:	0	0	0	5,652	0	0
Length: 10.45	MPO: N							FFOS:	0	0	0	0	0
Fund Cat: Flexible & Other	Fed: 4,854 State: 1,212 Local: 0						Payments:	0	0	0	0	0	0
Sec Cat: Preventive Maint	Awd Date: 2019	Anticipated Fed Cat: NHPP											
TIP #:	Future Cost: 0 Estimate Total: 6,066												

* Subject to the approval of the Transportation Improvement Plan by the governing Metropolitan Planning Organization.

Apr-22-2016

Section 4 - 4

District Kansas City

Dollars in Thousands



2017-2021 Highway and Bridge Construction Schedule

Transportation Planning

P.O. Box 270
Jefferson City, MO 65102

Construction contingency applied to construction cost in the year the project is awarded.

Three percent project growth factor compounded annually is applied to right-of-way and construction costs in program years 2, 3, 4, and 5.

No inflation is applied to the Funding From Other Sources (FFOS) or Payments.

Engineering includes PE costs, CE costs and R/W incidentals.

Construction contingency applied to construction cost in the year the project is awarded. Three percent project growth factor compounded annually is applied to right-of-way and construction costs in program years 2, 3, 4, and 5. No inflation is applied to the Funding From Other Sources (FFOS) or Payments. Engineering includes PE costs, CE costs and R/W incidentals.						STATE FISCAL YEAR PROJECT BUDGETING						
						Prior Prog.	7/2016- 6/2017	7/2017- 6/2018	7/2018- 6/2019	7/2019- 6/2020	7/2020- 6/2021	
County: Pettis	Bridge improvements over Muddy Creek. Project involves bridge N0958.					Engineering:	0	20	60	0	0	0
Route: RT EE						R/W:	0	0	0	0	0	0
Job No.: 3S3060						Construction:	0	0	632	0	0	0
Length: 0.07	MPO: N					FFOS:	0	0	0	0	0	0
Fund Cat: Taking Care Of System	Fed: 570	State: 142	Local: 0			Payments:	0	0	0	0	0	0
Sec Cat: Rehab And Reconst	Awd Date: 2018	Anticipated Fed Cat: S.T.P.										
TIP #:	Future Cost: 0	Estimate Total: 712										
County: Pettis	Bridge improvements over Flat Creek. Project involves bridge X0222.					Engineering:	84	230	0	0	0	0
Route: RT M						R/W:	0	10	0	0	0	0
Job No.: 3S3050						Construction:	0	914	0	0	0	0
Length: 0.12	MPO: N					FFOS:	0	0	0	0	0	0
Fund Cat: Taking Care Of System	AC-State: 923	State: 231	Local: 0			Payments:	0	0	0	0	0	0
Sec Cat: Rehab And Reconst	Awd Date: Spring 17	Anticipated Fed Cat: S.T.P.										
TIP #:	Future Cost: 0	Estimate Total: 1,238										
County: Pettis	Bridge improvements over Breakfast Creek and Walnut Creek. Project involves bridges X0221 and X0223.					Engineering:	20	56	0	0	0	0
Route: RT M						R/W:	0	0	0	0	0	0
Job No.: 3S3051						Construction:	0	534	0	0	0	0
Length: 0.19	MPO: N					FFOS:	0	0	0	0	0	0
Fund Cat: Taking Care Of System	AC-State: 472	State: 118	Local: 0			Payments:	0	0	0	0	0	0
Sec Cat: Rehab And Reconst	Awd Date: Spring 17	Anticipated Fed Cat: S.T.P.										
TIP #:	Future Cost: 0	Estimate Total: 610										
County: Ray	Repair slide between Park Avenue and Frazier Street in Camden. Project involves bridge A8500.					Engineering:	201	194	0	0	0	0
Route: RT T						R/W:	1	0	0	0	0	0
Job No.: 3S3055						Construction:	0	2,159	0	0	0	0
Length: 0.25	MPO: N					FFOS:	0	0	0	0	0	0
Fund Cat: Taking Care Of System	Fed: 1,882	State: 471	Local: 0			Payments:	0	0	0	0	0	0
Sec Cat: Systems Operations	Awd Date: Summer 16	Anticipated Fed Cat: S.T.P.										
TIP #:	Future Cost: 0	Estimate Total: 2,555										
County: Ray	Bridge improvements over Crooked River. Project involves bridge N0840.					Engineering:	0	30	39	80	0	0
Route: RT V						R/W:	0	0	0	0	0	0
Job No.: 3S3063						Construction:	0	0	0	623	0	0
Length: 0.02	MPO: N					FFOS:	0	0	0	0	0	0
Fund Cat: Taking Care Of System	Fed: 617	State: 155	Local: 0			Payments:	0	0	0	0	0	0
Sec Cat: Rehab And Reconst	Awd Date: 2019	Anticipated Fed Cat: S.T.P.										
TIP #:	Future Cost: 0	Estimate Total: 772										

* Subject to the approval of the Transportation Improvement Plan by the governing Metropolitan Planning Organization.

Apr-22-2016

Section 4 - 5

District Kansas City

Dollars in Thousands



2017-2021 Highway and Bridge Construction Schedule

Transportation Planning

P.O. Box 270
Jefferson City, MO 65102

Construction contingency applied to construction cost in the year the project is awarded.

Three percent project growth factor compounded annually is applied to right-of-way and construction costs in program years 2, 3, 4, and 5.

No inflation is applied to the Funding From Other Sources (FFOS) or Payments.

Engineering includes PE costs, CE costs and R/W incidentals.

Construction contingency applied to construction cost in the year the project is awarded. Three percent project growth factor compounded annually is applied to right-of-way and construction costs in program years 2, 3, 4, and 5. No inflation is applied to the Funding From Other Sources (FFOS) or Payments. Engineering includes PE costs, CE costs and R/W incidentals.												STATE FISCAL YEAR PROJECT BUDGETING						
												Prior Prog.	7/2016-	7/2017-	7/2018-	7/2019-	7/2020-	
													6/2017	6/2018	6/2019	6/2020	6/2021	
County: Saline	Intersection improvements at Fairground Rd. in Marshall. \$123,216 STP-Urban, and											Engineering:	60	30	0	0	0	0
Route: US 65	\$30,804 city of Marshall.											R/W:	0	0	0	0	0	0
Job No.: 3P3049												Construction:	0	154	0	0	0	0
Length: 0.20	MPO: N											FFOS:	0	154	0	0	0	0
Fund Cat: Taking Care Of System	Fed: 147	State: 6	Local: 31									Payments:	0	0	0	0	0	
Sec Cat: Systems Operations	Awd Date: Summer 16	Anticipated Fed Cat: NHPP																
TIP #:	Future Cost: 0	Estimate Total: 244																
County: Saline	Pavement improvements from west of Bus. 65 to Pettis County line.											Engineering:	0	95	423	0	0	0
Route: US 65												R/W:	0	0	0	0	0	0
Job No.: 3P3061												Construction:	0	0	5,151	0	0	0
Length: 0.00	MPO: N											FFOS:	0	0	0	0	0	0
Fund Cat: Flexible & Other	AC-State: 4,535	State: 1,134	Local: 0									Payments:	0	0	0	0	0	
Sec Cat: Preventive Maint	Awd Date: 2018	Anticipated Fed Cat: NHPP																
TIP #:	Future Cost: 0	Estimate Total: 5,669																
County: Saline	Bridge improvements over Davis Creek. Project involves bridges G0517 and A0213.											Engineering:	62	784	0	0	0	0
Route: IS 70												R/W:	0	0	0	0	0	0
Job No.: 3I3008												Construction:	0	5,916	0	0	0	0
Length: 0.11	MPO: N											FFOS:	0	0	0	0	0	0
Fund Cat: Statewide Interstate And Major Bridge	AC-State: 6,029	State: 671	Local: 0									Payments:	0	0	0	0	0	
Sec Cat: Preventive Maint	Awd Date: Fall 16	Anticipated Fed Cat: NHPP																
TIP #:	Future Cost: 0	Estimate Total: 6,762																
County: Saline	Bridge improvements at Rte. 65. Project involves twin bridges A0203.											Engineering:	22	86	247	0	0	0
Route: IS 70												R/W:	0	0	0	0	0	0
Job No.: 3I3009												Construction:	0	0	2,564	0	0	0
Length: 0.64	MPO: N											FFOS:	0	0	0	0	0	0
Fund Cat: Statewide Interstate And Major Bridge	Fed: 2,607	State: 290	Local: 0									Payments:	0	0	0	0	0	
Sec Cat: Preventive Maint	Awd Date: 2018	Anticipated Fed Cat: NHPP		Federal Oversight														
TIP #:	Future Cost: 0	Estimate Total: 2,919																
County: Saline	Bridge improvements over Salt Fork Creek. Project involves bridge A2466.											Engineering:	0	15	48	0	0	0
Route: RT BB												R/W:	0	0	0	0	0	0
Job No.: 3S3068												Construction:	0	0	501	0	0	0
Length: 0.12	MPO: N											FFOS:	0	0	0	0	0	0
Fund Cat: Taking Care Of System	Fed: 451	State: 113	Local: 0									Payments:	0	0	0	0	0	
Sec Cat: Rehab And Reconst	Awd Date: 2018	Anticipated Fed Cat: S.T.P.																
TIP #:	Future Cost: 0	Estimate Total: 564																

* Subject to the approval of the Transportation Improvement Plan by the governing Metropolitan Planning Organization.

Apr-22-2016

Section 4 - 6

District Kansas City

Dollars in Thousands



2017-2021 Highway and Bridge Construction Schedule

Transportation Planning

P.O. Box 270
Jefferson City, MO 65102

Construction contingency applied to construction cost in the year the project is awarded.

Three percent project growth factor compounded annually is applied to right-of-way and construction costs in program years 2, 3, 4, and 5.

No inflation is applied to the Funding From Other Sources (FFOS) or Payments.

Engineering includes PE costs, CE costs and R/W incidentals.

Construction contingency applied to construction cost in the year the project is awarded. Three percent project growth factor compounded annually is applied to right-of-way and construction costs in program years 2, 3, 4, and 5. No inflation is applied to the Funding From Other Sources (FFOS) or Payments. Engineering includes PE costs, CE costs and R/W incidentals.						STATE FISCAL YEAR PROJECT BUDGETING						
						Prior Prog.	7/2016- 6/2017	7/2017- 6/2018	7/2018- 6/2019	7/2019- 6/2020	7/2020- 6/2021	
County: Saline	Bridge improvements over Salt Fork Creek. Project involves bridge R0543.					Engineering:	0	119	0	0	0	0
Route: RT H						R/W:	0	0	0	0	0	0
Job No.: 3S3067						Construction:	0	913	0	0	0	0
Length: 0.09	MPO: N					FFOS:	0	0	0	0	0	0
Fund Cat: Taking Care Of System	Fed: 825	State: 207	Local: 0			Payments:	0	0	0	0	0	0
Sec Cat: Rehab And Reconst	Awd Date: Winter 17	Anticipated Fed Cat: NHPP										
TIP #:	Future Cost: 0	Estimate Total: 1,032										
County: Various	Safety projects at various locations in the rural Kansas City District. \$458,000 Open					Engineering:	0	0	0	0	0	0
Route: Various	Container funds.					R/W:	0	0	0	0	0	0
Job No.: 0P3019D						Construction:	0	0	0	486	0	0
Length: 0.00	MPO: N					FFOS:	0	0	0	458	0	0
Fund Cat: Safety	Fed: 437	State: 49	Local: 0			Payments:	0	0	0	0	0	0
Sec Cat: Safety	Awd Date: 2019	Anticipated Fed Cat: Safety										
TIP #:	Future Cost: 0	Estimate Total: 486										
County: Various	Safety projects at various locations in the rural Kansas City District. \$458,000 Open					Engineering:	0	0	0	0	0	0
Route: Various	Container funds.					R/W:	0	0	0	0	0	0
Job No.: 0P3020D						Construction:	0	0	0	0	500	0
Length: 0.00	MPO: N					FFOS:	0	0	0	0	458	0
Fund Cat: Safety	Fed: 450	State: 50	Local: 0			Payments:	0	0	0	0	0	0
Sec Cat: Safety	Awd Date: 2020	Anticipated Fed Cat: Safety										
TIP #:	Future Cost: 0	Estimate Total: 500										
County: Various	Safety projects at various locations in the rural Kansas City District. \$458,000 Open					Engineering:	0	0	0	0	0	0
Route: Various	Container funds.					R/W:	0	0	0	0	0	0
Job No.: 0P3021D						Construction:	0	0	0	0	0	515
Length: 0.00	MPO: N					FFOS:	0	0	0	0	0	458
Fund Cat: Safety	Fed: 463	State: 52	Local: 0			Payments:	0	0	0	0	0	0
Sec Cat: Safety	Awd Date: 2021	Anticipated Fed Cat: Safety										
TIP #:	Future Cost: 0	Estimate Total: 515										
County: Various	ADA Transition Plan improvements at various locations in the rural Kansas City District. \$342,000 from Statewide Transportation Alternatives funds.					Engineering:	0	0	0	0	0	0
Route: Various						R/W:	0	0	0	0	0	0
Job No.: 0S3017D						Construction:	0	342	0	0	0	0
Length: 0.00	MPO: N					FFOS:	0	342	0	0	0	0
Fund Cat: Taking Care Of System	Fed: 274	State: 68	Local: 0			Payments:	0	0	0	0	0	0
Sec Cat: N- Ada Trans	Awd Date: 2017	Anticipated Fed Cat: S.T.P.										
TIP #:	Future Cost: 0	Estimate Total: 342										

* Subject to the approval of the Transportation Improvement Plan by the governing Metropolitan Planning Organization.

Apr-22-2016

Section 4 - 7

District Kansas City

Dollars in Thousands



2017-2021 Highway and Bridge Construction Schedule

Transportation Planning

P.O. Box 270
Jefferson City, MO 65102

Construction contingency applied to construction cost in the year the project is awarded.

Three percent project growth factor compounded annually is applied to right-of-way and construction costs in program years 2, 3, 4, and 5.

No inflation is applied to the Funding From Other Sources (FFOS) or Payments.

Engineering includes PE costs, CE costs and R/W incidentals.

						STATE FISCAL YEAR PROJECT BUDGETING					
						Prior Prog.	7/2016- 6/2017	7/2017- 6/2018	7/2018- 6/2019	7/2019- 6/2020	7/2020- 6/2021
County: Various	ADA Transition Plan improvements at various locations in the rural Kansas City District.					Engineering:	0	0	0	0	0
Route: Various	\$350,000 from Statewide Transportation Alternatives funds.					R/W:	0	0	0	0	0
Job No.: 0S3018D						Construction:	0	0	361	0	0
Length: 0.00	MPO: N					FFOS:	0	0	350	0	0
Fund Cat: Taking Care Of System					Fed: 289 State: 72 Local: 0	Payments:	0	0	0	0	0
Sec Cat: N- Ada Trans	Awd Date: 2018	Anticipated Fed Cat: S.T.P.									
TIP #:	Future Cost: 0				Estimate Total: 361						
County: Various	ADA Transition Plan improvements at various locations in the rural Kansas City District.					Engineering:	0	0	0	0	0
Route: Various	\$355,000 from Statewide Transportation Alternatives funds.					R/W:	0	0	0	0	0
Job No.: 0S3019D						Construction:	0	0	0	377	0
Length: 0.00	MPO: N					FFOS:	0	0	0	355	0
Fund Cat: Taking Care Of System					Fed: 302 State: 75 Local: 0	Payments:	0	0	0	0	0
Sec Cat: N- Ada Trans	Awd Date: 2019	Anticipated Fed Cat: S.T.P.									
TIP #:	Future Cost: 0				Estimate Total: 377						
County: Various	ADA Transition Plan improvements at various locations in the rural Kansas City District.					Engineering:	0	0	0	0	0
Route: Various	\$364,000 from Statewide Transportation Alternatives funds.					R/W:	0	0	0	0	0
Job No.: 0S3020D						Construction:	0	0	0	0	398
Length: 0.00	MPO: N					FFOS:	0	0	0	0	364
Fund Cat: Taking Care Of System					Fed: 318 State: 80 Local: 0	Payments:	0	0	0	0	0
Sec Cat: N- Ada Trans	Awd Date: 2020	Anticipated Fed Cat: S.T.P.									
TIP #:	Future Cost: 0				Estimate Total: 398						
County: Various	ADA Transition Plan improvements at various locations in the rural Kansas City District.					Engineering:	0	0	0	0	0
Route: Various	\$364,000 from Statewide Transportation Alternatives funds.					R/W:	0	0	0	0	0
Job No.: 0S3021D						Construction:	0	0	0	0	410
Length: 0.00	MPO: N					FFOS:	0	0	0	0	364
Fund Cat: Taking Care Of System					Fed: 328 State: 82 Local: 0	Payments:	0	0	0	0	0
Sec Cat: N- Ada Trans	Awd Date: 2021	Anticipated Fed Cat: S.T.P.									
TIP #:	Future Cost: 0				Estimate Total: 410						
County: Various	Job Order Contracting for guard cable and guardrail repair at various locations in the rural Kansas City District.					Engineering:	2	53	0	0	0
Route: Various						R/W:	0	0	0	0	0
Job No.: 3I3004						Construction:	0	598	0	0	0
Length: 0.00	MPO: N					FFOS:	0	0	0	0	0
Fund Cat: Taking Care Of System					AC-State: 521 State: 130 Local: 0	Payments:	0	0	0	0	0
Sec Cat: Routine Maintenance	Awd Date: Spring 17	Anticipated Fed Cat: S.T.P.									
TIP #:	Future Cost: 0				Estimate Total: 653						

* Subject to the approval of the Transportation Improvement Plan by the governing Metropolitan Planning Organization.

Apr-22-2016

Section 4 - 8

District Kansas City

Dollars in Thousands



2017-2021 Highway and Bridge Construction Schedule

Transportation Planning

P.O. Box 270
Jefferson City, MO 65102

Construction contingency applied to construction cost in the year the project is awarded.

Three percent project growth factor compounded annually is applied to right-of-way and construction costs in program years 2, 3, 4, and 5.

No inflation is applied to the Funding From Other Sources (FFOS) or Payments.

Engineering includes PE costs, CE costs and R/W incidentals.

						STATE FISCAL YEAR PROJECT BUDGETING					
						Prior Prog.	7/2016- 6/2017	7/2017- 6/2018	7/2018- 6/2019	7/2019- 6/2020	7/2020- 6/2021
County: Various	Job Order Contracting for guard cable and guardrail repair at various locations in the	Engineering:	2	2	53	0	0	0	0	0	0
Route: Various	rural Kansas City District.	R/W:	0	0	0	0	0	0	0	0	0
Job No.: 313021		Construction:	0	0	646	0	0	0	0	0	0
Length: 0.00	MPO: N	FFOS:	0	0	0	0	0	0	0	0	0
Fund Cat: Taking Care Of System	AC-State: 561 State: 140 Local: 0	Payments:	0	0	0	0	0	0	0	0	0
Sec Cat: Routine Maintenance	Awd Date: 2018 Anticipated Fed Cat: S.T.P.										
TIP #: Future Cost: 0 Estimate Total: 703											
County: Various	Job Order Contracting for guard cable and guardrail repair at various locations in the	Engineering:	0	0	6	52	0	0	0	0	0
Route: Various	rural Kansas City District.	R/W:	0	0	0	0	0	0	0	0	0
Job No.: 313065		Construction:	0	0	0	699	0	0	0	0	0
Length: 0.00	MPO: N	FFOS:	0	0	0	0	0	0	0	0	0
Fund Cat: Taking Care Of System	Fed: 606 State: 151 Local: 0	Payments:	0	0	0	0	0	0	0	0	0
Sec Cat: Routine Maintenance	Awd Date: 2019 Anticipated Fed Cat: S.T.P.										
TIP #: Future Cost: 0 Estimate Total: 757											
County: Various	Job Order Contracting for guard cable and guardrail repair at various locations in the	Engineering:	0	0	0	6	54	0	0	0	0
Route: Various	rural Kansas City District.	R/W:	0	0	0	0	0	0	0	0	0
Job No.: 313066		Construction:	0	0	0	0	756	0	0	0	0
Length: 0.00	MPO: N	FFOS:	0	0	0	0	0	0	0	0	0
Fund Cat: Taking Care Of System	Fed: 654 State: 162 Local: 0	Payments:	0	0	0	0	0	0	0	0	0
Sec Cat: Routine Maintenance	Awd Date: 2020 Anticipated Fed Cat: S.T.P.										
TIP #: Future Cost: 0 Estimate Total: 816											
County: Various	Job Order Contracting for guard cable and guardrail repair at various locations in the	Engineering:	0	0	0	0	7	57	0	0	0
Route: Various	rural Kansas City District.	R/W:	0	0	0	0	0	0	0	0	0
Job No.: 313072		Construction:	0	0	0	0	0	817	0	0	0
Length: 0.00	MPO: N	FFOS:	0	0	0	0	0	0	0	0	0
Fund Cat: Taking Care Of System	Fed: 706 State: 175 Local: 0	Payments:	0	0	0	0	0	0	0	0	0
Sec Cat: Routine Maintenance	Awd Date: 2021 Anticipated Fed Cat: S.T.P.										
TIP #: Future Cost: 0 Estimate Total: 881											
County: Various	Chevron sign installations at various locations in the rural Kansas City District.	Engineering:	0	23	0	0	0	0	0	0	0
Route: Various		R/W:	0	0	0	0	0	0	0	0	0
Job No.: 353079		Construction:	0	150	0	0	0	0	0	0	0
Length: 0.00	MPO: N	FFOS:	0	0	0	0	0	0	0	0	0
Fund Cat: Safety	Fed: 156 State: 17 Local: 0	Payments:	0	0	0	0	0	0	0	0	0
Sec Cat: Safety	Awd Date: Spring 17 Anticipated Fed Cat: Safety										
TIP #: Future Cost: 0 Estimate Total: 173											

* Subject to the approval of the Transportation Improvement Plan by the governing Metropolitan Planning Organization.

Apr-22-2016

Section 4 - 9

District Kansas City

Dollars in Thousands



2017-2021 Highway and Bridge Construction Schedule

Transportation Planning

P.O. Box 270
Jefferson City, MO 65102

Construction contingency applied to construction cost in the year the project is awarded.
Three percent project growth factor compounded annually is applied to right-of-way and construction costs in program years 2, 3, 4, and 5.
No inflation is applied to the Funding From Other Sources (FFOS) or Payments.
Engineering includes PE costs, CE costs and R/W incidentals.

STATE FISCAL YEAR PROJECT BUDGETING						
	Prior Prog.	7/2016-6/2017	7/2017-6/2018	7/2018-6/2019	7/2019-6/2020	7/2020-6/2021
FFOS:	0	8,264	803	813	822	822
Total R/W:	11	30	21	0	0	0
Total Construction:	0	34,380	17,259	12,361	9,439	1,742
Paybacks:	0	0	0	0	0	0
Sub-Total:	11	34,410	17,280	12,361	9,439	1,742
Total Engineering:	849	4,946	2,066	988	700	57
Grand Total:	860	39,356	19,346	13,349	10,139	1,799

	2017	2018	2019	2020	2021
State	6,553	3,052	2,621	1,977	308
AC-State	20,063	6,523	0	0	0
Local	31	0	0	0	0
Sub-total State	26,647	9,575	2,621	1,977	308

Federal					
Sub-total Federal	12,709	9,771	10,728	8,162	1,491
Grand Total	39,356	19,346	13,349	10,139	1,799

Project Count: 45

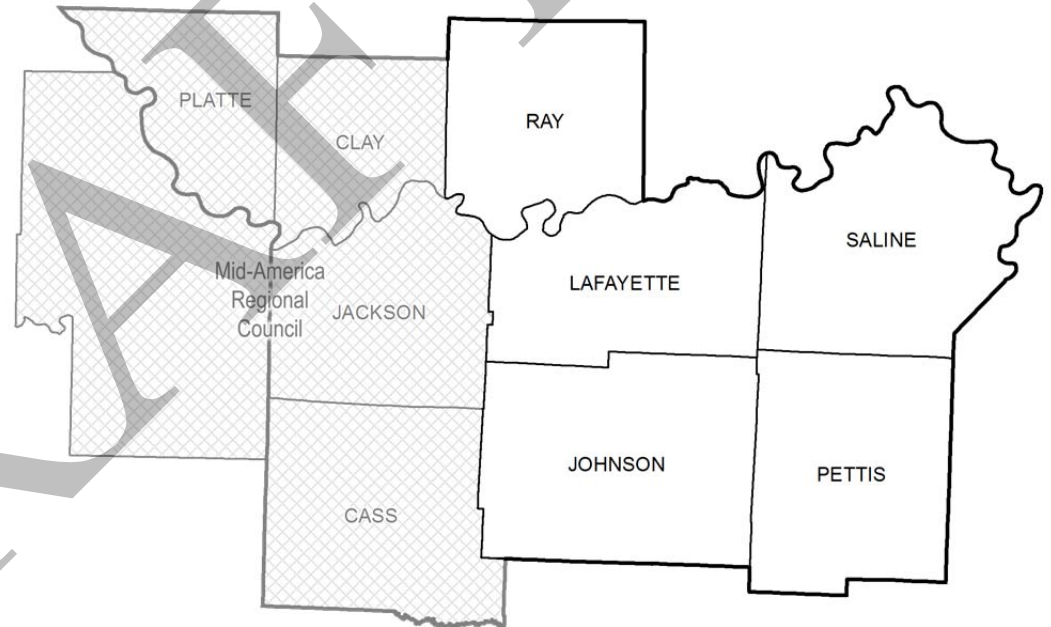
* Subject to the approval of the Transportation Improvement Plan by the governing Metropolitan Planning Organization.

Apr-22-2016

Section 4 - 1

District Kansas City

Dollars in Thousands



MoDOT's Kansas City District

PAYMENT PROJECTS

(Note: The following MoDOT projects are located outside the Kansas City Metropolitan Planning area boundary.)



2017-2021 Highway and Bridge Construction Schedule

Transportation Planning

P.O. Box 270
Jefferson City, MO 65102

Construction contingency applied to construction cost in the year the project is awarded.

Three percent project growth factor compounded annually is applied to right-of-way and construction costs in program years 2, 3, 4, and 5.

No inflation is applied to the Funding From Other Sources (FFOS) or Payments.

Engineering includes PE costs, CE costs and R/W incidentals.

Construction contingency applied to construction cost in the year the project is awarded. Three percent project growth factor compounded annually is applied to right-of-way and construction costs in program years 2, 3, 4, and 5. No inflation is applied to the Funding From Other Sources (FFOS) or Payments. Engineering includes PE costs, CE costs and R/W incidentals.												STATE FISCAL YEAR PROJECT BUDGETING						
												Prior Prog.	7/2016- 6/2017	7/2017- 6/2018	7/2018- 6/2019	7/2019- 6/2020	7/2020- 6/2021	
County: Various	On-call work zone enforcement at various locations in the rural Kansas City District.											Engineering:	0	0	0	0	0	0
Route: Various												R/W:	0	0	0	0	0	0
Job No.: 313023												Construction:	0	0	0	0	0	0
Length: 0.00	MPO: N										FFOS:	0	0	0	0	0		
Fund Cat: Safety		Fed: 10	State: 1	Local: 0								Payments:	0	11	0	0	0	
Sec Cat: Safety	Awd Date: N/A	Anticipated Fed Cat: Safety																
TIP #:	Future Cost: 0	Estimate Total: 11																
County: Various	On-call work zone enforcement at various locations in the rural Kansas City District.											Engineering:	0	0	0	0	0	0
Route: Various												R/W:	0	0	0	0	0	0
Job No.: 313024												Construction:	0	0	0	0	0	0
Length: 0.00	MPO: N										FFOS:	0	0	0	0	0		
Fund Cat: Safety		Fed: 10	State: 1	Local: 0								Payments:	0	0	11	0	0	
Sec Cat: Safety	Awd Date: N/A	Anticipated Fed Cat: Safety																
TIP #:	Future Cost: 0	Estimate Total: 11																
County: Various	On-call work zone enforcement at various locations in the rural Kansas City District.											Engineering:	0	0	0	0	0	0
Route: Various												R/W:	0	0	0	0	0	0
Job No.: 3P3081												Construction:	0	0	0	0	0	0
Length: 0.00	MPO: N										FFOS:	0	0	0	0	0		
Fund Cat: Safety		Fed: 10	State: 1	Local: 0								Payments:	0	0	0	11	0	
Sec Cat: Safety	Awd Date: N/A	Anticipated Fed Cat: Safety																
TIP #:	Future Cost: 0	Estimate Total: 11																
County: Various	Payback beginning in SFY 2011 for Safe and Sound bridges in rural Kansas City District.											Engineering:	0	0	0	0	0	0
Route: Various												R/W:	150	0	0	0	0	0
Job No.: 5B0800R												Construction:	0	0	0	0	0	0
Length: 0.00	MPO: N										FFOS:	150	0	0	0	0	0	
Fund Cat: Taking Care Of System		Fed: 0	State: 28,020	Local: 0								Payments:	32,274	5,604	5,604	5,604	5,604	
Sec Cat: Rehab And Reconst	Awd Date: N/A	Anticipated Fed Cat: Safety																
TIP #:	Future Cost: 50,001 - 75,000	Estimate Total: 60,444																

* Subject to the approval of the Transportation Improvement Plan by the governing Metropolitan Planning Organization.

Apr-22-2016

Section 4 - 1

District Kansas City

Dollars in Thousands



2017-2021 Highway and Bridge Construction Schedule

Transportation Planning

P.O. Box 270
Jefferson City, MO 65102

Construction contingency applied to construction cost in the year the project is awarded.
Three percent project growth factor compounded annually is applied to right-of-way and construction costs in program years 2, 3, 4, and 5.
No inflation is applied to the Funding From Other Sources (FFOS) or Payments.
Engineering includes PE costs, CE costs and R/W incidentals.

STATE FISCAL YEAR PROJECT BUDGETING						
	Prior Prog.	7/2016- 6/2017	7/2017- 6/2018	7/2018- 6/2019	7/2019- 6/2020	7/2020- 6/2021
FFOS:	150	0	0	0	0	0
Total R/W:	150	0	0	0	0	0
Total Construction:	0	0	0	0	0	0
Paybacks:	32,274	5,615	5,615	5,615	5,604	5,604
Sub-Total:	32,424	5,615	5,615	5,615	5,604	5,604
Total Engineering:	0	0	0	0	0	0
Grand Total:	32,424	5,615	5,615	5,615	5,604	5,604
		2017	2018	2019	2020	2021
State		5,605	5,605	5,605	5,604	5,604
AC-State		0	0	0	0	0
Local		0	0	0	0	0
Sub-total State		5,605	5,605	5,605	5,604	5,604
Federal						
Sub-total Federal		10	10	10	0	0
Grand Total		5,615	5,615	5,615	5,604	5,604

Project Count: 4

* Subject to the approval of the Transportation Improvement Plan by the governing Metropolitan Planning Organization.

Apr-22-2016

Section 4 - 1

District Kansas City

Dollars in Thousands



2017-2021 Highway and Bridge Construction Schedule

Transportation Planning

P.O. Box 270
Jefferson City, MO 65102

Construction contingency applied to construction cost in the year the project is awarded.
Three percent project growth factor compounded annually is applied to right-of-way and construction costs in program years 2, 3, 4, and 5.

No inflation is applied to the Funding From Other Sources (FFOS) or Payments.

Engineering includes PE costs, CE costs and R/W incidentals.

Kansas City NON TMA Total

STATE FISCAL YEAR PROJECT BUDGETING					
Prior Prog.	7/2016-6/2017	7/2017-6/2018	7/2018-6/2019	7/2019-6/2020	7/2020-6/2021

FFOS:	150	8,264	803	813	822	822
Total R/W:	161	30	21	0	0	0
Total Construction:	0	34,380	17,259	12,361	9,439	1,742
Paybacks:	32,274	5,615	5,615	5,615	5,604	5,604
Sub-Total:	32,435	40,025	22,895	17,976	15,043	7,346
Total Engineering:	849	4,946	2,066	988	700	57
Grand Total:	33,284	44,971	24,961	18,964	15,743	7,403

	2017	2018	2019	2020	2021
State	12,158	8,657	8,226	7,581	5,912
AC-State	20,063	6,523	0	0	0
Local	31	0	0	0	0
Sub-total State	32,252	15,180	8,226	7,581	5,912

Federal					
Sub-total Federal	12,719	9,781	10,738	8,162	1,491
Grand Total	44,971	24,961	18,964	15,743	7,403

Project Count: 49

* Subject to the approval of the Transportation Improvement Plan by the governing Metropolitan Planning Organization.

Apr-22-2016

Section 4 - 1

District Kansas City

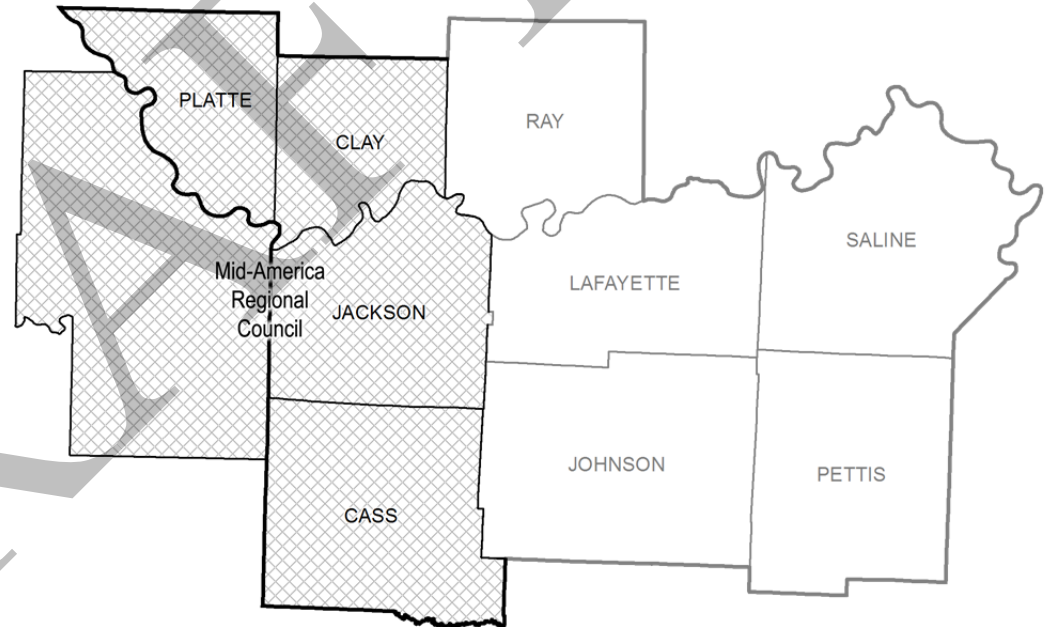
Dollars in Thousands

District Program Summary
Kansas City (Rural)
(Dollars in Millions)

Amounts include construction and right of way, excludes engineering.

State Fiscal Year	2017	2018	2019	2020	2021
Statewide Interstate And Major Bridge - Available					
Statewide Interstate And Major Bridge - FFOS	0.321	0.000	0.000	0.000	0.000
Statewide Interstate And Major Bridge - Fund Transfers	10.724	2.489	0.000	0.000	0.000
Statewide Interstate And Major Bridge - Carryover	-0.800	0.000	0.000	0.000	0.000
Award and Completed Project Adjustments	0.000	0.000	0.000	0.000	0.000
Statewide Interstate And Major Bridge - Total Available	10.245	2.489	0.000	0.000	0.000
Statewide Interstate And Major Bridge - Programmed	11.045	2.564	0.000	0.000	0.000
Safety - Available	0.667	0.783	0.785	0.803	0.797
Safety - FFOS	0.000	0.453	0.458	0.458	0.458
Safety - Fund Transfers	0.000	0.000	0.000	0.000	0.000
Safety - Carryover	4.982	0.000	0.000	0.000	0.000
Award and Completed Project Adjustments	-0.020	0.100	0.150	0.015	0.000
Safety - Total Available	5.629	1.336	1.393	1.276	1.255
Safety - Programmed	0.165	0.769	0.497	0.500	0.515
Taking Care Of System - Available	8.404	9.155	8.978	9.183	9.112
Taking Care Of System - FFOS	7.346	0.350	0.355	0.364	0.364
Taking Care Of System - Fund Transfers	20.413	7.629	8.352	0.000	0.000
Taking Care Of System - Carryover	-12.044	0.000	0.000	0.000	0.000
Award and Completed Project Adjustments	-0.160	-0.500	-1.290	-0.411	0.000
Taking Care Of System - Total Available	23.959	16.634	16.395	9.136	9.476
Taking Care Of System - Programmed	28.121	14.409	11.826	6.758	6.831
Flexible & Other - Available					
Flexible & Other - FFOS	0.597	0.000	0.000	0.000	0.000
Flexible & Other - Fund Transfers	0.097	5.001	5.328	0.000	0.000
Flexible & Other - Carryover	-5.465	0.000	0.000	0.000	0.000
Award and Completed Project Adjustments	1.230	-2.180	-2.660	0.000	0.000
Flexible & Other - Total Available	-3.541	2.821	2.668	0.000	0.000
Flexible & Other - Programmed	0.694	5.151	5.652	7.785	0.000
Statewide Major Projects & Emerging Needs - Available					
Statewide Major Projects & Emerging Needs - FFOS	0.000	0.000	0.000	0.000	0.000
Statewide Major Projects & Emerging Needs - Fund Transfers	0.000	0.000	0.000	0.000	0.000
Statewide Major Projects & Emerging Needs - Carryover	1.230	0.000	0.000	0.000	0.000
Award and Completed Project Adjustments	0.000	0.000	0.000	0.000	0.000
Statewide Major Projects & Emerging Needs - Total Available	1.230	0.000	0.000	0.000	0.000
Statewide Major Projects & Emerging Needs - Programmed	0.000	0.000	0.000	0.000	0.000
Statewide Amendment 3 - Available					
Statewide Amendment 3 - FFOS	0.000	0.000	0.000	0.000	0.000
Statewide Amendment 3 - Fund Transfers	0.000	0.000	0.000	0.000	0.000
Statewide Amendment 3 - Carryover	-3.856	0.000	0.000	0.000	0.000
Award and Completed Project Adjustments	0.000	0.000	0.000	0.000	0.000
Statewide Amendment 3 - Total Available	-3.856	0.000	0.000	0.000	0.000
Statewide Amendment 3 - Programmed	0.000	0.000	0.000	0.000	0.000
Total Categorized Funding Available by SFY	33.666	23.280	20.456	10.412	10.731
Total Flexible Funds Available	6.371	0.523	-1.097	13.408	12.476
Adjustments	1.050	-2.580	-3.800	-0.396	0.000
Carryovers	-15.953				
Total Available by SFY	40.037	23.803	19.359	23.820	23.207
Total Programmed by SFY	40.025	22.893	17.975	15.043	7.346

*Note: Three percent inflation compounded annually applied to program years 2018 - 2021
Two percent construction contingency applied to construction.*



MoDOT's Kansas City District

TMA: Mid-America Regional Council

(Note: The following MoDOT projects are located inside the Kansas City Metropolitan Planning area boundary.)

PROJECT DESCRIPTION KEY

2017-2021 Highway and Bridge Construction Schedule

Construction contingency applied to construction cost in the year the project is awarded.

Three percent project growth factor compounded annually is applied to right-of-way and construction in program years 2, 3, 4, and 5.

No inflation is applied to the Funding From Other Sources (FFOS) or Payments.

Engineering includes PE costs, CE costs, and R/W incidentals.

County:	XX				Engineering:	99	9	0	0	0	0
Route:	XX				R/W:	0	0	99	0	0	0
Job No.:					Construction:	0	0	0	999	0	0
Length:	MPO:	Fed:	State:	Local:							
Fund Cat:				<div>Federal Oversight</div>							
Sec Cat:	Award Date	Anticipated Fed Cat:			FFOS:	0	0	0	99	0	0
TIP#	Future Cost:	Estimate Total:			Payments:	0	99	0	0	0	0

Anticipated Federal Funding Category^

Estimated cost range beyond 2021.

Date project is to be awarded to begin construction (Season and calendar year for 2016 & 2017. SFY only beyond 2017).

Metropolitan Planning Organization (Y/N).

Project description and location.

County location of project.

Route location of project.

Project number used to track project costs.

Total length in 1/100 miles.

Primary Funding Category.*

Secondary Funding Category.**

Transportation Improvement Plan

Projects with full oversight by the Federal Highway Administration.

Total project cost estimate.

Federal, Advanced CN-State, State and Local share of project costs.

Dollars programmed in previous STIPs.

Dollars funded from other sources.

Dollars for construction, utilities and

Dollars for right-of-way (land acquisition).

Dollars to be paid back for accelerating the project or payments to others.

Dollars for engineering that include preliminary engineering, construction engineering and right-of-way incidentals.

*Primary Funding Category:

Take Care of System
Statewide Interstate & Major Bridge
Safety
Statewide Safety
Flexible & Other
Amendment 3

**Secondary Funding Category:

Enhancements
Low Type Resurfacing
N - Ada Trans (ADA Transition Plan)
Preventive Maint (Preventive Maintenance)
Regional
Rehab And Reconst (Rehabilitation and Reconstruction)
Routine Maintenance
Safety
Systems Operations
Thin Lift Overlay
Urban Safety

^Anticipated Federal Funding Category:

CMAQ - Congestion Mitigation and Air Quality.
* Usually 80% Federal & 20% State funds.
Earmark - usually 80% Federal & 20% State funds.
NHFP - National Highway Freight Program.
* Usually 80% Federal & 20% State funds.
NHPP - National Highway Performance Program.
* Usually 80% Federal & 20% State funds.
* Sometimes 90% Federal & 10% State funds.
Safety - usually 90% Federal & 10% State funds.
State - No federal funds, state only funded.
STP - Surface Transportation Block Grant Program.
* Usually 80% Federal & 20% State funds.

(All Costs in Thousands)



2017-2021 Highway and Bridge Construction Schedule

Transportation Planning

P.O. Box 270
Jefferson City, MO 65102

Construction contingency applied to construction cost in the year the project is awarded.

Three percent project growth factor compounded annually is applied to right-of-way and construction costs in program years 2, 3, 4, and 5.

No inflation is applied to the Funding From Other Sources (FFOS) or Payments.

Engineering includes PE costs, CE costs and R/W incidentals.

Construction contingency applied to construction cost in the year the project is awarded. Three percent project growth factor compounded annually is applied to right-of-way and construction costs in program years 2, 3, 4, and 5. No inflation is applied to the Funding From Other Sources (FFOS) or Payments. Engineering includes PE costs, CE costs and R/W incidentals.							STATE FISCAL YEAR PROJECT BUDGETING						
							Prior Prog.	7/2016- 6/2017	7/2017- 6/2018	7/2018- 6/2019	7/2019- 6/2020	7/2020- 6/2021	
County: Cass	Bridge improvements over I-49 in Harrisonville. Project includes bridge A1495.						Engineering:	0	15	87	0	0	0
Route: MO 2							R/W:	0	0	0	0	0	0
Job No.: 4S3152							Construction:	0	0	1,008	0	0	0
Length: 0.19	MPO: Y							FFOS:	0	0	0	0	0
Fund Cat: Taking Care Of System	Fed: 888	State: 222	Local: 0				Payments:	0	0	0	0	0	
Sec Cat: Rehab And Reconst	Awd Date: 2018	Anticipated Fed Cat: NHPP											
TIP #: 	Future Cost: 0	Estimate Total: 1,110											
County: Cass	Capacity improvements from Waters Road to Royal Street in Harrisonville. \$850,000						Engineering:	482	351	0	0	0	0
Route: MO 291	Harrisonville, \$1,100,000 STP Urban, Cost Share maximum \$2,305,904.						R/W:	491	0	0	0	0	0
Job No.: 4P3002							Construction:	0	3,983	0	0	0	0
Length: 0.90	MPO: Y							FFOS:	491	3,715	0	0	0
Fund Cat: Flexible & Other	Fed: 3,466	State: 313	Local: 555				Payments:	0	0	0	0	0	
Sec Cat: System Expansion	Awd Date: Winter 17	Anticipated Fed Cat: NHPP											
TIP #: 790073	Future Cost: 0	Estimate Total: 5,307											
County: Cass	Pavement improvements from north Rte. 58 to Waters Road in Harrisonville.						Engineering:	34	288	0	0	0	0
Route: MO 291							R/W:	0	10	0	0	0	0
Job No.: 4P3138							Construction:	0	2,756	0	0	0	0
Length: 7.24	MPO: Y							FFOS:	0	0	0	0	0
Fund Cat: Taking Care Of System	Fed: 2,444	State: 610	Local: 0				Payments:	0	0	0	0	0	
Sec Cat: Rehab And Reconst	Awd Date: Winter 17	Anticipated Fed Cat: NHPP											
TIP #: 	Future Cost: 0	Estimate Total: 3,088											
County: Cass	Pavement improvements from Rte. 7 to the Bates County line.						Engineering:	19	138	550	0	0	0
Route: IS 49							R/W:	0	0	0	0	0	0
Job No.: 4I3112							Construction:	0	0	6,757	0	0	0
Length: 9.98	MPO: Y							FFOS:	0	0	0	0	0
Fund Cat: Statewide Interstate And Major Bridge	Fed: 6,700	State: 745	Local: 0				Payments:	0	0	0	0	0	
Sec Cat: Preventive Maint	Awd Date: Fall 17	Anticipated Fed Cat: NHPP											
TIP #: 790088	Future Cost: 0	Estimate Total: 7,464											
County: Cass	Bridge improvements over the South Grand River north of Archie. Project involves twin						Engineering:	295	558	0	0	0	0
Route: IS 49	bridges A2642.						R/W:	0	0	0	0	0	0
Job No.: 4P2360							Construction:	0	5,725	0	0	0	0
Length: 0.20	MPO: Y							FFOS:	0	0	0	0	0
Fund Cat: Taking Care Of System	Fed: 5,654	State: 629	Local: 0				Payments:	0	0	0	0	0	
Sec Cat: Rehab And Reconst	Awd Date: Winter 17	Anticipated Fed Cat: NHPP		Federal Oversight									
TIP #: 790056	Future Cost: 0	Estimate Total: 6,578											

* Subject to the approval of the Transportation Improvement Plan by the governing Metropolitan Planning Organization.

Apr-22-2016

Section 4 - 1

District Kansas City

TMA

Dollars in Thousands



2017-2021 Highway and Bridge Construction Schedule

Transportation Planning

P.O. Box 270
Jefferson City, MO 65102

Construction contingency applied to construction cost in the year the project is awarded.

Three percent project growth factor compounded annually is applied to right-of-way and construction costs in program years 2, 3, 4, and 5.

No inflation is applied to the Funding From Other Sources (FFOS) or Payments.

Engineering includes PE costs, CE costs and R/W incidentals.

Construction contingency applied to construction cost in the year the project is awarded. Three percent project growth factor compounded annually is applied to right-of-way and construction costs in program years 2, 3, 4, and 5. No inflation is applied to the Funding From Other Sources (FFOS) or Payments. Engineering includes PE costs, CE costs and R/W incidentals.												STATE FISCAL YEAR PROJECT BUDGETING						
												Prior Prog.	7/2016- 6/2017	7/2017- 6/2018	7/2018- 6/2019	7/2019- 6/2020	7/2020- 6/2021	
County: Cass	Bridge improvements over Tennessee Creek and East Branch South Grand. Project involves twin bridges A2641 and A2069.											Engineering:	0	117	343	0	0	0
Route: IS 49												R/W:	0	0	0	0	0	0
Job No.: 4P2360B												Construction:	0	0	3,646	0	0	0
Length: 0.05	MPO: Y										FFOS:	0	0	0	0	0	0	
Fund Cat: Taking Care Of System	Fed: 3,695 State: 411 Local: 0											Payments:	0	0	0	0	0	0
Sec Cat: Rehab And Reconst	Awd Date: 2018	Anticipated Fed Cat: NHPP	Federal Oversight															
TIP #:	Future Cost: 0 Estimate Total: 4,106																	
County: Cass	Pavement, ADA Transition Plan and sidewalk improvements from Rte. D to Dean Avenue/Clint Drive in Belton. \$198,000 Statewide Transportation Alternatives funds.											Engineering:	150	279	0	0	0	0
Route: MO 58												R/W:	0	1	0	0	0	0
Job No.: 4P3081E												Construction:	0	1,871	0	0	0	0
Length: 5.01	MPO: Y										FFOS:	0	198	0	0	0	0	
Fund Cat: Taking Care Of System	Fed: 1,721 State: 430 Local: 0											Payments:	0	0	0	0	0	0
Sec Cat: Low Type Resurfacing	Awd Date: Fall 16	Anticipated Fed Cat: S.T.P.																
TIP #:	Future Cost: 0 Estimate Total: 2,301																	
County: Cass	Bridge improvements over Black Creek. Project involves bridges S0034 and S0014.											Engineering:	0	85	141	0	0	0
Route: RT A												R/W:	0	2	0	0	0	0
Job No.: 4S3146												Construction:	0	0	909	0	0	0
Length: 0.19	MPO: Y										FFOS:	0	0	0	0	0	0	
Fund Cat: Taking Care Of System	Fed: 910 State: 227 Local: 0											Payments:	0	0	0	0	0	0
Sec Cat: Rehab And Reconst	Awd Date: 2018	Anticipated Fed Cat: NHPP																
TIP #:	Future Cost: 0 Estimate Total: 1,137																	
County: Cass	Bridge replacement over Lick Branch. Project involves bridge T0647.											Engineering:	0	87	141	0	0	0
Route: RT B												R/W:	0	10	0	0	0	0
Job No.: 4S3145												Construction:	0	0	913	0	0	0
Length: 0.18	MPO: Y										FFOS:	0	0	0	0	0	0	
Fund Cat: Taking Care Of System	Fed: 921 State: 230 Local: 0											Payments:	0	0	0	0	0	0
Sec Cat: Rehab And Reconst	Awd Date: 2018	Anticipated Fed Cat: NHPP																
TIP #:	Future Cost: 0 Estimate Total: 1,151																	
County: Clay	Pavement improvements from Rte. 152 in Kansas City to NW 64th Street in Gladstone.											Engineering:	40	148	0	0	0	0
Route: MO 1												R/W:	0	0	0	0	0	0
Job No.: 4S3137												Construction:	0	1,276	0	0	0	0
Length: 2.82	MPO: Y										FFOS:	0	0	0	0	0	0	
Fund Cat: Taking Care Of System	Fed: 1,139 State: 285 Local: 0											Payments:	0	0	0	0	0	0
Sec Cat: Rehab And Reconst	Awd Date: Winter 17	Anticipated Fed Cat: NHPP																
TIP #:	Future Cost: 0 Estimate Total: 1,464																	

* Subject to the approval of the Transportation Improvement Plan by the governing Metropolitan Planning Organization.

Apr-22-2016

Section 4 - 2

District Kansas City

TMA

Dollars in Thousands



2017-2021 Highway and Bridge Construction Schedule

Transportation Planning

P.O. Box 270
Jefferson City, MO 65102

Construction contingency applied to construction cost in the year the project is awarded.

Three percent project growth factor compounded annually is applied to right-of-way and construction costs in program years 2, 3, 4, and 5.

No inflation is applied to the Funding From Other Sources (FFOS) or Payments.

Engineering includes PE costs, CE costs and R/W incidentals.

						STATE FISCAL YEAR PROJECT BUDGETING					
						Prior Prog.	7/2016- 6/2017	7/2017- 6/2018	7/2018- 6/2019	7/2019- 6/2020	7/2020- 6/2021
County: Clay	Pavement, ADA Transition Plan and sidewalk improvements from Rte. 69 to the East Fork Fishing River Bridge in Ray County. \$549,204 City of Excelsior Springs. \$306,000 Statewide Transportation Alternatives funds.	Engineering:	222	263	0	0	0	0	0	0	0
Route: MO 10		R/W:	100	0	0	0	0	0	0	0	0
Job No.: 4P3081B		Construction:	0	2,526	0	0	0	0	0	0	0
Length: 3.10	MPO: Y	FFOS:	0	855	0	0	0	0	0	0	0
Fund Cat: Taking Care Of System	Fed: 2,187 State: 53 Local: 549	Payments:	0	0	0	0	0	0	0	0	0
Sec Cat: N- Ada Trans	Awd Date: Fall 16 Anticipated Fed Cat: NHPP										
TIP #: 590208	Future Cost: 0 Estimate Total: 3,111										
County: Clay	Bridge and interchange improvements at I-35 in Liberty. Project involves bridge A0495.	Engineering:	34	100	300	399	0	0	0	0	0
Route: MO 152		R/W:	0	0	0	0	0	0	0	0	0
Job No.: 4S3083		Construction:	0	0	0	5,478	0	0	0	0	0
Length: 0.11	MPO: Y	FFOS:	0	0	0	0	0	0	0	0	0
Fund Cat: Flexible & Other	Fed: 5,021 State: 1,256 Local: 0	Payments:	0	0	0	0	0	0	0	0	0
Sec Cat: Rehab And Reconst	Awd Date: 2019 Anticipated Fed Cat: NHPP Federal Oversight										
TIP #: 590198	Future Cost: 10,001 - 15,000 Estimate Total: 6,311										
County: Clay	Pavement and ADA Transition Plan improvements from west of Rte. 1 to I-35 in Kansas City. \$17,000 Statewide Transportation Alternatives funds.	Engineering:	10	365	0	0	0	0	0	0	0
Route: MO 152		R/W:	0	0	0	0	0	0	0	0	0
Job No.: 4S3136		Construction:	0	4,774	0	0	0	0	0	0	0
Length: 4.94	MPO: Y	FFOS:	0	17	0	0	0	0	0	0	0
Fund Cat: Taking Care Of System	Fed: 4,111 State: 1,028 Local: 0	Payments:	0	0	0	0	0	0	0	0	0
Sec Cat: N- Ada Trans	Awd Date: Winter 17 Anticipated Fed Cat: NHPP										
TIP #: 590198	Future Cost: 0 Estimate Total: 5,149										
County: Clay	Pavement improvements from Rte. 169 to west of Rte 1.	Engineering:	0	152	0	0	0	0	0	0	0
Route: MO 152		R/W:	0	0	0	0	0	0	0	0	0
Job No.: 4S3147		Construction:	0	1,926	0	0	0	0	0	0	0
Length: 2.56	MPO: Y	FFOS:	0	0	0	0	0	0	0	0	0
Fund Cat: Flexible & Other	Fed: 1,663 State: 415 Local: 0	Payments:	0	0	0	0	0	0	0	0	0
Sec Cat: Preventive Maint	Awd Date: Winter 17 Anticipated Fed Cat: NHPP										
TIP #: 590198	Future Cost: 0 Estimate Total: 2,078										
County: Clay	Pavement improvements from Barry Road to I-29.	Engineering:	0	88	456	0	0	0	0	0	0
Route: US 169		R/W:	0	0	0	0	0	0	0	0	0
Job No.: 4P3144		Construction:	0	0	6,026	0	0	0	0	0	0
Length: 3.97	MPO: Y	FFOS:	0	0	0	0	0	0	0	0	0
Fund Cat: Taking Care Of System	Fed: 5,256 State: 1,314 Local: 0	Payments:	0	0	0	0	0	0	0	0	0
Sec Cat: Preventive Maint	Awd Date: 2018 Anticipated Fed Cat: NHPP										
TIP #: 590198	Future Cost: 0 Estimate Total: 6,570										

* Subject to the approval of the Transportation Improvement Plan by the governing Metropolitan Planning Organization.



2017-2021 Highway and Bridge Construction Schedule

Transportation Planning

P.O. Box 270
Jefferson City, MO 65102

Construction contingency applied to construction cost in the year the project is awarded.

Three percent project growth factor compounded annually is applied to right-of-way and construction costs in program years 2, 3, 4, and 5.

No inflation is applied to the Funding From Other Sources (FFOS) or Payments.

Engineering includes PE costs, CE costs and R/W incidentals.

						STATE FISCAL YEAR PROJECT BUDGETING					
						Prior Prog.	7/2016- 6/2017	7/2017- 6/2018	7/2018- 6/2019	7/2019- 6/2020	7/2020- 6/2021
County: Clay	Bridge improvements over the Missouri River. Project involves the Broadway Bridge	Engineering:	227	600	1,000	900	0	0			
Route: US 169	A4649.	R/W:	0	0	0	0	0	0			
Job No.: 4S3085		Construction:	0	0	0	10,821	0	0			
Length: 2.22	MPO: Y	FFOS:	0	0	0	0	0	0			
Fund Cat: Taking Care Of System	Fed: 10,657 State: 2,664 Local: 0	Payments:	0	0	0	0	0	0			
Sec Cat: Rehab And Reconst	Awd Date: 2019 Anticipated Fed Cat: NHPP Federal Oversight										
TIP #: 690433	Future Cost: 0 Estimate Total: 13,548										
County: Clay	Pavement improvements from I-35 to Rte. 210 in North Kansas City.	Engineering:	4	283	0	0	0	0			
Route: IS 29		R/W:	0	0	0	0	0	0			
Job No.: 4I3111		Construction:	0	2,774	0	0	0	0			
Length: 1.53	MPO: Y	FFOS:	0	0	0	0	0	0			
Fund Cat: Statewide Interstate And Major Bridge	Fed: 2,752 State: 305 Local: 0	Payments:	0	0	0	0	0	0			
Sec Cat: Preventive Maint	Awd Date: Fall 16 Anticipated Fed Cat: NHPP										
TIP #: 590215	Future Cost: 0 Estimate Total: 3,061										
County: Clay	Pavement improvements from Vivion Road to I-29/35 interchange in Kansas City.	Engineering:	5	14	44	301	0	0			
Route: IS 29		R/W:	0	0	0	0	0	0			
Job No.: 4I3120		Construction:	0	0	0	3,727	0	0			
Length: 1.32	MPO: Y	FFOS:	0	0	0	0	0	0			
Fund Cat: Taking Care Of System	Fed: 3,269 State: 817 Local: 0	Payments:	0	0	0	0	0	0			
Sec Cat: Rehab And Reconst	Awd Date: 2019 Anticipated Fed Cat: NHPP										
TIP #: 590217	Future Cost: 0 Estimate Total: 4,091										
County: Clay	Bridge improvements over Shoal Creek. Project involves twin bridges A2505. \$198,000	Engineering:	5	200	618	0	0	0			
Route: MO 291	Open Container funds.	R/W:	0	0	0	0	0	0			
Job No.: 4P3130		Construction:	0	0	6,527	0	0	0			
Length: 0.39	MPO: Y	FFOS:	0	0	198	0	0	0			
Fund Cat: Taking Care Of System	Fed: 5,876 State: 1,469 Local: 0	Payments:	0	0	0	0	0	0			
Sec Cat: Rehab And Reconst	Awd Date: Fall 17 Anticipated Fed Cat: NHPP Federal Oversight										
TIP #: 4P3166	Future Cost: 0 Estimate Total: 7,350										
County: Clay	Add new signal and right turn lane at 103rd/104th Streets. \$223,000 Tax Increment	Engineering:	0	54	0	0	0	0			
Route: MO 291	Financing Commission of Kansas City.	R/W:	0	12	0	0	0	0			
Job No.: 4P3166		Construction:	0	383	0	0	0	0			
Length: 0.10	MPO: Y	FFOS:	0	196	0	0	0	0			
Fund Cat: Flexible & Other	Fed: 240 State: 13 Local: 196	Payments:	0	0	0	0	0	0			
Sec Cat: System Expansion	Awd Date: Winter 17 Anticipated Fed Cat: NHPP										
TIP #: 4P3166	Future Cost: 0 Estimate Total: 449										

* Subject to the approval of the Transportation Improvement Plan by the governing Metropolitan Planning Organization.

Apr-22-2016

Section 4 - 4

District Kansas City

TMA

Dollars in Thousands



2017-2021 Highway and Bridge Construction Schedule

Transportation Planning

P.O. Box 270
Jefferson City, MO 65102

Construction contingency applied to construction cost in the year the project is awarded.

Three percent project growth factor compounded annually is applied to right-of-way and construction costs in program years 2, 3, 4, and 5.

No inflation is applied to the Funding From Other Sources (FFOS) or Payments.

Engineering includes PE costs, CE costs and R/W incidentals.

Construction contingency applied to construction cost in the year the project is awarded. Three percent project growth factor compounded annually is applied to right-of-way and construction costs in program years 2, 3, 4, and 5. No inflation is applied to the Funding From Other Sources (FFOS) or Payments. Engineering includes PE costs, CE costs and R/W incidentals.							STATE FISCAL YEAR PROJECT BUDGETING						
							Prior Prog.	7/2016- 6/2017	7/2017- 6/2018	7/2018- 6/2019	7/2019- 6/2020	7/2020- 6/2021	
County: Clay	Bridge improvements at Rte. 69 in Liberty. Project involves twin bridges A0677.						Engineering:	168	395	0	0	0	0
Route: IS 35							R/W:	0	0	0	0	0	0
Job No.: 413026							Construction:	0	4,395	0	0	0	0
Length: 0.06	MPO: Y							FFOS:	0	0	0	0	0
Fund Cat: Taking Care Of System	Fed: 4,310 State: 480 Local: 0						Payments:	0	0	0	0	0	0
Sec Cat: Rehab And Reconst	Awd Date: Winter 17	Anticipated Fed Cat: NHPP											
TIP #: 590188	Future Cost: 0 Estimate Total: 4,958												
County: Clay	Pavement improvements from Fishing River Bridge to Rte. 69/Pleasant Valley Interchange.						Engineering:	173	529	0	0	0	0
Route: IS 35							R/W:	0	0	0	0	0	0
Job No.: 413036							Construction:	0	6,256	0	0	0	0
Length: 10.81	MPO: Y							FFOS:	0	0	0	0	0
Fund Cat: Statewide Interstate And Major Bridge	Fed: 6,106 State: 679 Local: 0						Payments:	0	0	0	0	0	0
Sec Cat: Rehab And Reconst	Awd Date: Winter 17	Anticipated Fed Cat: NHPP Federal Oversight											
TIP #: 590204	Future Cost: 0 Estimate Total: 6,958												
County: Clay	Fence repair/relocation between Route 152 and Route 291 in Liberty, and along Palmer Ave. in Claycomo.						Engineering:	0	3	23	0	0	0
Route: IS 35							R/W:	0	0	0	0	0	0
Job No.: 413169							Construction:	0	0	268	0	0	0
Length: 1.74	MPO: Y							FFOS:	0	0	0	0	0
Fund Cat: Taking Care Of System	Fed: 264 State: 30 Local: 0						Payments:	0	0	0	0	0	0
Sec Cat: Routine Maintenance	Awd Date: 2018	Anticipated Fed Cat: NHPP											
TIP #: 590189	Future Cost: 0 Estimate Total: 294												
County: Clay	Improve congestion by replacing interchange with diverging diamond at Rte. 210 and adding a lane from Parvin Road to Missouri River bridge. Project involves bridges A1944, A1945, A1946 and A2004. \$300,000 Martin Marietta.						Engineering:	745	1,810	0	0	0	0
Route: IS 435							R/W:	0	0	0	0	0	0
Job No.: 411980							Construction:	0	15,003	0	0	0	0
Length: 3.27	MPO: Y							FFOS:	0	300	0	0	0
Fund Cat: Flexible & Other	Fed: 15,132 State: 1,381 Local: 300						Payments:	0	0	0	0	0	0
Sec Cat: System Expansion	Awd Date: Summer 16	Anticipated Fed Cat: NHPP Federal Oversight											
TIP #: 590189	Future Cost: 0 Estimate Total: 17,558												
County: Clay	Pavement improvements from Parvin Road to north of the Missouri River.						Engineering:	23	82	0	0	0	0
Route: IS 435							R/W:	0	0	0	0	0	0
Job No.: 413038B							Construction:	0	663	0	0	0	0
Length: 0.61	MPO: Y							FFOS:	0	0	0	0	0
Fund Cat: Taking Care Of System	Fed: 671 State: 74 Local: 0						Payments:	0	0	0	0	0	0
Sec Cat: Thin Lift Overlay	Awd Date: Summer 16	Anticipated Fed Cat: NHPP											
TIP #: 590213	Future Cost: 0 Estimate Total: 768												

* Subject to the approval of the Transportation Improvement Plan by the governing Metropolitan Planning Organization.

Apr-22-2016

Section 4 - 5

District Kansas City

TMA

Dollars in Thousands



2017-2021 Highway and Bridge Construction Schedule

Transportation Planning

P.O. Box 270
Jefferson City, MO 65102

Construction contingency applied to construction cost in the year the project is awarded.

Three percent project growth factor compounded annually is applied to right-of-way and construction costs in program years 2, 3, 4, and 5.

No inflation is applied to the Funding From Other Sources (FFOS) or Payments.

Engineering includes PE costs, CE costs and R/W incidentals.

						STATE FISCAL YEAR PROJECT BUDGETING					
						Prior Prog.	7/2016- 6/2017	7/2017- 6/2018	7/2018- 6/2019	7/2019- 6/2020	7/2020- 6/2021
County: Clay	Pavement improvements from McCleary Road to Rte. I-35. \$734,000 Open Container funds.	Engineering:	25	100	496	0	0	0	0	0	0
Route: US 69		R/W:	0	0	0	0	0	0	0	0	0
Job No.: 4P3140		Construction:	0	0	6,169	0	0	0	0	0	0
Length: 9.25	MPO: Y	FFOS:	0	0	734	0	0	0	0	0	0
Fund Cat: Taking Care Of System	Fed: 5,412 State: 1,353 Local: 0	Payments:	0	0	0	0	0	0	0	0	0
Sec Cat: Rehab And Reconst	Awd Date: 2018 Anticipated Fed Cat: NHPP										
TIP #: Future Cost: 0 Estimate Total: 6,790											
County: Clay	Pavement improvements from Rte. 33 in Kearney to Rte. 69 in Excelsior Springs.	Engineering:	17	126	0	0	0	0	0	0	0
Route: MO 92		R/W:	0	1	0	0	0	0	0	0	0
Job No.: 4P3081F		Construction:	0	1,685	0	0	0	0	0	0	0
Length: 7.12	MPO: Y	FFOS:	0	0	0	0	0	0	0	0	0
Fund Cat: Taking Care Of System	Fed: 1,450 State: 362 Local: 0	Payments:	0	0	0	0	0	0	0	0	0
Sec Cat: Low Type Resurfacing	Awd Date: Summer 16 Anticipated Fed Cat: NHPP										
TIP #: 590212 Future Cost: 0 Estimate Total: 1,829											
County: Clay	Pavement improvements, shoulder additions and edge line rumbles from Rte. 92 to Rte. CC. \$1,489,000 Open Container funds.	Engineering:	72	238	0	0	0	0	0	0	0
Route: RT C		R/W:	0	20	0	0	0	0	0	0	0
Job No.: 4P3051B		Construction:	0	1,654	0	0	0	0	0	0	0
Length: 6.67	MPO: Y	FFOS:	0	1,489	0	0	0	0	0	0	0
Fund Cat: Safety	Fed: 1,722 State: 190 Local: 0	Payments:	0	0	0	0	0	0	0	0	0
Sec Cat: Safety	Awd Date: Winter 17 Anticipated Fed Cat: Safety										
TIP #: 590211 Future Cost: 0 Estimate Total: 1,984											
County: Jackson	Pavement and ADA Transition Plan improvements from Rte. 291 to Rte. 7 in Independence. \$171,000 Statewide Transportation Alternatives funds.	Engineering:	150	255	0	0	0	0	0	0	0
Route: US 24		R/W:	0	0	0	0	0	0	0	0	0
Job No.: 4P3081		Construction:	0	2,997	0	0	0	0	0	0	0
Length: 5.92	MPO: Y	FFOS:	0	171	0	0	0	0	0	0	0
Fund Cat: Taking Care Of System	Fed: 2,602 State: 650 Local: 0	Payments:	0	0	0	0	0	0	0	0	0
Sec Cat: N- Ada Trans	Awd Date: Fall 16 Anticipated Fed Cat: NHPP										
TIP #: 990214 Future Cost: 0 Estimate Total: 3,402											
County: Jackson	Pavement and ADA Transition Plan improvements from I-470 to US 50. \$20,000 Statewide Transportation Alternatives funds.	Engineering:	10	429	0	0	0	0	0	0	0
Route: MO 291		R/W:	0	0	0	0	0	0	0	0	0
Job No.: 4P3128		Construction:	0	3,586	0	0	0	0	0	0	0
Length: 3.18	MPO: Y	FFOS:	0	20	0	0	0	0	0	0	0
Fund Cat: Taking Care Of System	Fed: 3,212 State: 803 Local: 0	Payments:	0	0	0	0	0	0	0	0	0
Sec Cat: N- Ada Trans	Awd Date: Winter 17 Anticipated Fed Cat: NHPP										
TIP #: Future Cost: 0 Estimate Total: 4,025											

* Subject to the approval of the Transportation Improvement Plan by the governing Metropolitan Planning Organization.



2017-2021 Highway and Bridge Construction Schedule

Transportation Planning

P.O. Box 270
Jefferson City, MO 65102

Construction contingency applied to construction cost in the year the project is awarded.

Three percent project growth factor compounded annually is applied to right-of-way and construction costs in program years 2, 3, 4, and 5.

No inflation is applied to the Funding From Other Sources (FFOS) or Payments.

Engineering includes PE costs, CE costs and R/W incidentals.

						STATE FISCAL YEAR PROJECT BUDGETING					
						Prior Prog.	7/2016- 6/2017	7/2017- 6/2018	7/2018- 6/2019	7/2019- 6/2020	7/2020- 6/2021
County:	Jackson	Pavement improvements from I-70 to the Kansas state line.				Engineering:	28	328	0	0	0
Route:	IS 35					R/W:	0	0	0	0	0
Job No.:	413109					Construction:	0	3,029	0	0	0
Length:	2.78	MPO:	Y			FFOS:	0	0	0	0	0
Fund Cat:	Statewide Interstate And Major Bridge	Fed:	3,021	State:	336	Local:	0				
Sec Cat:	Preventive Maint	Awd Date:	Summer 16	Anticipated Fed Cat:	NHPP	Payments:	0	0	0	0	0
TIP #:	690451	Future Cost:	0	Estimate Total:	3,385						
County:	Jackson	Bridge and corridor improvements from the Kansas State line to just west of I-49. Project involves twin bridges A1240, A1662, A1427, and A0610. Potential Design/Build project.				Engineering:	126	1,000	2,050	4,564	0
Route:	IS 435					R/W:	0	0	5	0	0
Job No.:	412337					Construction:	0	0	0	53,057	0
Length:	3.61	MPO:	Y			FFOS:	0	0	0	0	0
Fund Cat:	Flexible & Other	Fed:	54,608	State:	6,068	Local:	0				
Sec Cat:	System Expansion	Awd Date:	2019	Anticipated Fed Cat:	NHFP	Federal Oversight	0	0	0	0	0
TIP #:	690394	Future Cost:	0	Estimate Total:	60,802	Payments:	0	0	0	0	0
County:	Jackson	Pavement improvements from Rte. 24 to Rte. 78 in Kansas City.				Engineering:	13	361	0	0	0
Route:	IS 435					R/W:	0	0	0	0	0
Job No.:	413108					Construction:	0	3,182	0	0	0
Length:	1.69	MPO:	Y			FFOS:	0	0	0	0	0
Fund Cat:	Statewide Interstate And Major Bridge	Fed:	3,189	State:	354	Local:	0				
Sec Cat:	Preventive Maint	Awd Date:	Winter 17	Anticipated Fed Cat:	NHPP	Payments:	0	0	0	0	0
TIP #:	690452	Future Cost:	0	Estimate Total:	3,556						
County:	Jackson	Pavement improvements from the bridge over Raytown Road to Rte. W, Bannister Road. \$1,605,000 Open Container funds.				Engineering:	45	150	766	0	0
Route:	IS 435					R/W:	0	0	0	0	0
Job No.:	413115					Construction:	0	0	10,620	0	0
Length:	8.10	MPO:	Y			FFOS:	0	0	1,605	0	0
Fund Cat:	Statewide Interstate And Major Bridge	Fed:	10,382	State:	1,154	Local:	0				
Sec Cat:	Preventive Maint	Awd Date:	Fall 17	Anticipated Fed Cat:	NHPP	Payments:	0	0	0	0	0
TIP #:	690453	Future Cost:	0	Estimate Total:	11,581						
County:	Jackson	Pavement improvements from State Line Road to I-470.				Engineering:	5	16	100	435	0
Route:	IS 435					R/W:	0	0	0	0	0
Job No.:	413123					Construction:	0	0	0	5,689	0
Length:	3.47	MPO:	Y			FFOS:	0	0	0	0	0
Fund Cat:	Taking Care Of System	Fed:	4,992	State:	1,248	Local:	0				
Sec Cat:	Preventive Maint	Awd Date:	2019	Anticipated Fed Cat:	NHPP	Payments:	0	0	0	0	0
TIP #:	690460	Future Cost:	0	Estimate Total:	6,245						

* Subject to the approval of the Transportation Improvement Plan by the governing Metropolitan Planning Organization.

Apr-22-2016

Section 4 - 7

District Kansas City

TMA

Dollars in Thousands



2017-2021 Highway and Bridge Construction Schedule

Transportation Planning

P.O. Box 270
Jefferson City, MO 65102

Construction contingency applied to construction cost in the year the project is awarded.

Three percent project growth factor compounded annually is applied to right-of-way and construction costs in program years 2, 3, 4, and 5.

No inflation is applied to the Funding From Other Sources (FFOS) or Payments.

Engineering includes PE costs, CE costs and R/W incidentals.

						STATE FISCAL YEAR PROJECT BUDGETING					
						Prior Prog.	7/2016-6/2017	7/2017-6/2018	7/2018-6/2019	7/2019-6/2020	7/2020-6/2021
County:	Jackson	Pavement improvements from 3 Trails Crossing to Raytown Road.				Engineering:	14	159	0	0	0
Route:	IS 470					R/W:	0	0	0	0	0
Job No.:	413110					Construction:	0	2,110	0	0	0
Length:	2.75	MPO:	Y			FFOS:	0	0	0	0	0
Fund Cat:	Statewide Interstate And Major Bridge	Fed:	2,042	State:	227	Local:	0				
Sec Cat:	Preventive Maint	Awd Date:	Fall 16	Anticipated Fed Cat:	NHPP	Payments:	0	0	0	0	0
TIP #:	690454	Future Cost:	0	Estimate Total:	2,283						
County:	Jackson	Pavement improvements from Raytown Road in Kansas City to 39th Street in Independence. \$1,739,000 Open Container funds.				Engineering:	5	9	85	709	0
Route:	IS 470					R/W:	0	0	0	0	0
Job No.:	413119					Construction:	0	0	0	9,721	0
Length:	13.64	MPO:	Y			FFOS:	0	0	0	1,739	0
Fund Cat:	Taking Care Of System	Fed:	8,419	State:	2,105	Local:	0				
Sec Cat:	Rehab And Reconst	Awd Date:	2019	Anticipated Fed Cat:	NHPP	Federal Oversight	0	0	0	0	0
TIP #:	690462	Future Cost:	0	Estimate Total:	10,529	Payments:	0	0	0	0	0
County:	Jackson	Bridge improvements at various locations from Blue Ridge Blvd. to I-70. Project involves twin bridges A1349, A1346, A1347, A2145, A2147, A2149, A2150, A2443, and single bridges A2143, A2142, A2144, A3408, A2122.				Engineering:	0	300	813	0	0
Route:	IS 470					R/W:	0	0	0	0	0
Job No.:	413168					Construction:	0	0	9,896	0	0
Length:	14.98	MPO:	Y			FFOS:	0	0	0	0	0
Fund Cat:	Taking Care Of System	Fed:	8,807	State:	2,202	Local:	0				
Sec Cat:	Rehab And Reconst	Awd Date:	Fall 17	Anticipated Fed Cat:	NHPP	Federal Oversight	0	0	0	0	0
TIP #:		Future Cost:	0	Estimate Total:	11,009	Payments:	0	0	0	0	0
County:	Jackson	Install KC Scout DMS Boards on I-470 NB north of Woods Chapel Road and on I-49 NB north of Red Bridge.				Engineering:	0	10	36	0	0
Route:	IS 470					R/W:	0	0	0	0	0
Job No.:	4Q3190					Construction:	0	0	439	0	0
Length:	2.81	MPO:	Y			FFOS:	0	0	0	0	0
Fund Cat:	Taking Care Of System	Fed:	388	State:	97	Local:	0				
Sec Cat:	Systems Operations	Awd Date:	Fall 17	Anticipated Fed Cat:	NHPP	Payments:	0	0	0	0	0
TIP #:		Future Cost:	0	Estimate Total:	485						
County:	Jackson	Pavement improvements from Blue Ridge Boulevard to 163rd Street.				Engineering:	20	20	406	0	0
Route:	IS 49					R/W:	0	0	0	0	0
Job No.:	413114					Construction:	0	0	3,847	0	0
Length:	5.78	MPO:	Y			FFOS:	0	0	0	0	0
Fund Cat:	Statewide Interstate And Major Bridge	Fed:	3,845	State:	428	Local:	0				
Sec Cat:	Preventive Maint	Awd Date:	Fall 17	Anticipated Fed Cat:	NHPP	Payments:	0	0	0	0	0
TIP #:	690455	Future Cost:	0	Estimate Total:	4,293						

* Subject to the approval of the Transportation Improvement Plan by the governing Metropolitan Planning Organization.

Apr-22-2016

Section 4 - 8

District Kansas City

TMA

Dollars in Thousands



2017-2021 Highway and Bridge Construction Schedule

Transportation Planning

P.O. Box 270
Jefferson City, MO 65102

Construction contingency applied to construction cost in the year the project is awarded.

Three percent project growth factor compounded annually is applied to right-of-way and construction costs in program years 2, 3, 4, and 5.

No inflation is applied to the Funding From Other Sources (FFOS) or Payments.

Engineering includes PE costs, CE costs and R/W incidentals.

						STATE FISCAL YEAR PROJECT BUDGETING					
						Prior Prog.	7/2016- 6/2017	7/2017- 6/2018	7/2018- 6/2019	7/2019- 6/2020	7/2020- 6/2021
County:	Jackson	Interchange and bridge improvements at 155th Street over I-49 in Grandview, Belton and Kansas City. Project involves bridge A0479.				Engineering:	435	1,224	0	0	0
Route:	IS 49					R/W:	36	0	0	0	0
Job No.:	4P2256					Construction:	0	8,096	0	0	0
Length:	1.51	MPO:	Y			FFOS:	0	0	0	0	0
Fund Cat:	Taking Care Of System	Fed:	7,456	State:	1,864	Local:	0				
Sec Cat:	Rehab And Reconst	Awd Date:	Fall 16	Anticipated Fed Cat:	NHPP	Federal Oversight	0	0	0	0	0
TIP #:	690405	Future Cost:	0	Estimate Total:	9,791	Payments:	0	0	0	0	0
County:	Jackson	Interchange improvements at Rte. 291 South junction in Lee's Summit. Project involves bridge A1483. \$6,800,000 MARC-STP Urban funds and \$8,000,000 from Lee's Summit.				Engineering:	189	2,052	0	0	0
Route:	US 50					R/W:	803	0	0	0	0
Job No.:	4P2292					Construction:	0	11,397	0	0	0
Length:	2.12	MPO:	Y			FFOS:	803	11,397	0	0	0
Fund Cat:	Flexible & Other	Fed:	8,442	State:	410	Local:	4,597				
Sec Cat:	Rehab And Reconst	Awd Date:	Winter 17	Anticipated Fed Cat:	NHPP	Federal Oversight	0	0	0	0	0
TIP #:	690398	Future Cost:	0	Estimate Total:	14,441	Payments:	0	0	0	0	0
County:	Jackson	Pavement improvements from Rte. RA to the Johnson County line.				Engineering:	0	100	482	0	0
Route:	US 50					R/W:	0	0	0	0	0
Job No.:	4P3156					Construction:	0	0	6,113	0	0
Length:	12.58	MPO:	Y			FFOS:	0	0	0	0	0
Fund Cat:	Taking Care Of System	Fed:	5,356	State:	1,339	Local:	0				
Sec Cat:	Preventive Maint	Awd Date:	2018	Anticipated Fed Cat:	NHPP	Payments:	0	0	0	0	0
TIP #:		Future Cost:	0	Estimate Total:	6,695						
County:	Jackson	Pavement improvements from the east end of River Bluffs Bridge to Troost Avenue Bridge.				Engineering:	4	143	0	0	0
Route:	IS 670					R/W:	0	0	0	0	0
Job No.:	4I3116					Construction:	0	1,537	0	0	0
Length:	1.51	MPO:	Y			FFOS:	0	0	0	0	0
Fund Cat:	Statewide Interstate And Major Bridge	Fed:	1,511	State:	169	Local:	0				
Sec Cat:	Preventive Maint	Awd Date:	Summer 16	Anticipated Fed Cat:	NHPP	Payments:	0	0	0	0	0
TIP #:	690457	Future Cost:	0	Estimate Total:	1,684						
County:	Jackson	Bridge improvements over Rte. 24 in Independence. Project involves bridge A2736.				Engineering:	44	145	0	0	0
Route:	MO 7					R/W:	0	0	0	0	0
Job No.:	4S3134					Construction:	0	1,319	0	0	0
Length:	0.10	MPO:	Y			FFOS:	0	0	0	0	0
Fund Cat:	Taking Care Of System	Fed:	1,171	State:	293	Local:	0				
Sec Cat:	Rehab And Reconst	Awd Date:	Winter 17	Anticipated Fed Cat:	NHPP	Payments:	0	0	0	0	0
TIP #:	690468	Future Cost:	0	Estimate Total:	1,508						

* Subject to the approval of the Transportation Improvement Plan by the governing Metropolitan Planning Organization.

Apr-22-2016

Section 4 - 9

District Kansas City

TMA

Dollars in Thousands



2017-2021 Highway and Bridge Construction Schedule

Transportation Planning

P.O. Box 270
Jefferson City, MO 65102

Construction contingency applied to construction cost in the year the project is awarded.

Three percent project growth factor compounded annually is applied to right-of-way and construction costs in program years 2, 3, 4, and 5.

No inflation is applied to the Funding From Other Sources (FFOS) or Payments.

Engineering includes PE costs, CE costs and R/W incidentals.

Construction contingency applied to construction cost in the year the project is awarded. Three percent project growth factor compounded annually is applied to right-of-way and construction costs in program years 2, 3, 4, and 5. No inflation is applied to the Funding From Other Sources (FFOS) or Payments. Engineering includes PE costs, CE costs and R/W incidentals.							STATE FISCAL YEAR PROJECT BUDGETING					
							Prior Prog.	7/2016- 6/2017	7/2017- 6/2018	7/2018- 6/2019	7/2019- 6/2020	7/2020- 6/2021
County: Jackson Route: IS 70 Job No.: 411597C Length: 5.61 MPO: Y Fund Cat: Taking Care Of System Sec Cat: Rehab And Reconst TIP #: 	Interchange improvements at I-435 within the limits of Kansas City. Project involves bridges A0990, A0991, A0992, A0993.						Engineering: 2,367	2,810	3,130	0	0	0
							R/W: 0	10	0	0	0	0
							Construction: 0	0	36,141	0	0	0
	Fed: 37,882 State: 4,209 Local: 0						FFOS: 0	0	0	0	0	0
	Awd Date: Fall 17 Anticipated Fed Cat: NHFP Federal Oversight						Payments: 0	0	0	0	0	0
	Future Cost: 0 Estimate Total: 44,458											
County: Jackson Route: IS 70 Job No.: 413113 Length: 5.06 MPO: Y Fund Cat: Statewide Interstate And Major Bridge Sec Cat: Preventive Maint TIP #: 690458	Pavement improvements from west of Sterling to the Rte. 291 northbound exit.						Engineering: 5	56	532	0	0	0
							R/W: 0	0	0	0	0	0
							Construction: 0	0	6,558	0	0	0
	Fed: 6,430 State: 716 Local: 0						FFOS: 0	0	0	0	0	0
	Awd Date: Fall 17 Anticipated Fed Cat: NHPP						Payments: 0	0	0	0	0	0
	Future Cost: 0 Estimate Total: 7,151											
County: Jackson Route: IS 70 Job No.: 413124 Length: 3.17 MPO: Y Fund Cat: Taking Care Of System Sec Cat: Preventive Maint TIP #: 690463	Pavement improvements from Manchester Trafficway to Sterling Road in Kansas City. \$819,000 Open Container funds.						Engineering: 5	5	18	275	0	0
							R/W: 0	0	0	0	0	0
							Construction: 0	0	0	4,097	0	0
	Fed: 3,516 State: 879 Local: 0						FFOS: 0	0	0	819	0	0
	Awd Date: 2019 Anticipated Fed Cat: NHPP						Payments: 0	0	0	0	0	0
	Future Cost: 0 Estimate Total: 4,400											
County: Jackson Route: US 71 Job No.: 4P2332C Length: 3.76 MPO: Y Fund Cat: Taking Care Of System Sec Cat: Thin Lift Overlay TIP #: 	Pavement improvements from I-670 to Swope Parkway in Kansas City.						Engineering: 30	1	21	0	0	0
							R/W: 0	0	0	0	0	0
							Construction: 0	0	105	0	0	0
	Fed: 102 State: 25 Local: 0						FFOS: 0	0	0	0	0	0
	Awd Date: Fall 17 Anticipated Fed Cat: NHPP						Payments: 0	0	0	0	0	0
	Future Cost: 0 Estimate Total: 157											
County: Jackson Route: US 71 Job No.: 4S3153 Length: 6.32 MPO: Y Fund Cat: Flexible & Other Sec Cat: Preventive Maint TIP #: 	Pavement and ADA Transition Plan improvements from Rte. W to Swope Parkway in Kansas City. \$167,000 Statewide Transportation Alternatives funds.						Engineering: 0	48	369	0	0	0
							R/W: 0	0	0	0	0	0
							Construction: 0	0	4,862	0	0	0
	Fed: 4,223 State: 1,056 Local: 0						FFOS: 0	0	167	0	0	0
	Awd Date: Fall 17 Anticipated Fed Cat: NHPP						Payments: 0	0	0	0	0	0
	Future Cost: 0 Estimate Total: 5,279											

* Subject to the approval of the Transportation Improvement Plan by the governing Metropolitan Planning Organization.

Apr-22-2016

Section 4 - 10

District Kansas City

TMA

Dollars in Thousands



2017-2021 Highway and Bridge Construction Schedule

Transportation Planning

P.O. Box 270
Jefferson City, MO 65102

Construction contingency applied to construction cost in the year the project is awarded.

Three percent project growth factor compounded annually is applied to right-of-way and construction costs in program years 2, 3, 4, and 5.

No inflation is applied to the Funding From Other Sources (FFOS) or Payments.

Engineering includes PE costs, CE costs and R/W incidentals.

						STATE FISCAL YEAR PROJECT BUDGETING					
						Prior Prog.	7/2016- 6/2017	7/2017- 6/2018	7/2018- 6/2019	7/2019- 6/2020	7/2020- 6/2021
County:	Jackson	Remove bridges at 83rd Street over I-435 and I-70 over Truman Road in Kansas City.	Engineering:	0	129	0	0	0	0	0	0
Route:	CST 83RD ST	Project involves bridges A1641 and A0295.	R/W:	0	0	0	0	0	0	0	0
Job No.:	413170		Construction:	0	942	0	0	0	0	0	0
Length:	0.11	MPO: Y	FFOS:	0	0	0	0	0	0	0	0
Fund Cat:	Taking Care Of System	Fed: 857 State: 214 Local: 0	Payments:	0	0	0	0	0	0	0	0
Sec Cat:	Systems Operations	Awd Date: Fall 16 Anticipated Fed Cat: NHPP									
TIP #:		Future Cost: 0 Estimate Total: 1,071									
County:	Jackson	Bridge improvements on Bannister Road over Rte. 350 in Lee's Summit. Project involves	Engineering:	82	268	0	0	0	0	0	0
Route:	CST BANNISTER RD	bridge A2445.	R/W:	0	0	0	0	0	0	0	0
Job No.:	4S3133		Construction:	0	2,719	0	0	0	0	0	0
Length:	0.10	MPO: Y	FFOS:	0	0	0	0	0	0	0	0
Fund Cat:	Taking Care Of System	Fed: 2,390 State: 597 Local: 0	Payments:	0	0	0	0	0	0	0	0
Sec Cat:	Rehab And Reconst	Awd Date: Winter 17 Anticipated Fed Cat: NHPP									
TIP #:	690467	Future Cost: 0 Estimate Total: 3,069									
County:	Jackson	Bridge improvements on Colbern Road over I-470 and over Rte. 291 in Lee's Summit.	Engineering:	125	560	0	0	0	0	0	0
Route:	CST COLBERN RD	Project involves bridges A2118 and A2119.	R/W:	0	0	0	0	0	0	0	0
Job No.:	4S3131		Construction:	0	5,270	0	0	0	0	0	0
Length:	0.29	MPO: Y	FFOS:	0	0	0	0	0	0	0	0
Fund Cat:	Taking Care Of System	Fed: 4,664 State: 1,166 Local: 0	Payments:	0	0	0	0	0	0	0	0
Sec Cat:	Rehab And Reconst	Awd Date: Winter 17 Anticipated Fed Cat: S.T.P.									
TIP #:	690465	Future Cost: 0 Estimate Total: 5,955									
County:	Jackson	Bridge improvements on Douglas Road over I-470 in Lee's Summit. Project involves	Engineering:	76	226	0	0	0	0	0	0
Route:	CST DOUGLAS RD	bridge A2117.	R/W:	0	0	0	0	0	0	0	0
Job No.:	4S3132		Construction:	0	2,884	0	0	0	0	0	0
Length:	0.20	MPO: Y	FFOS:	0	0	0	0	0	0	0	0
Fund Cat:	Taking Care Of System	Fed: 2,487 State: 623 Local: 0	Payments:	0	0	0	0	0	0	0	0
Sec Cat:	Rehab And Reconst	Awd Date: Winter 17 Anticipated Fed Cat: S.T.P.									
TIP #:	690466	Future Cost: 0 Estimate Total: 3,186									
County:	Jackson	Bridge improvements at 8th St., 9th St., 10th St., and Chestnut St. over I-70 in Kansas	Engineering:	0	75	212	0	0	0	0	0
Route:	CST EIGHTH ST	City. Project involves bridges L0937, L0938, L0939, and A0292.	R/W:	0	0	0	0	0	0	0	0
Job No.:	413198		Construction:	0	0	2,288	0	0	0	0	0
Length:	0.21	MPO: Y	FFOS:	0	0	0	0	0	0	0	0
Fund Cat:	Taking Care Of System	Fed: 2,317 State: 258 Local: 0	Payments:	0	0	0	0	0	0	0	0
Sec Cat:	Rehab And Reconst	Awd Date: 2018 Anticipated Fed Cat: NHPP									
TIP #:		Future Cost: 0 Estimate Total: 2,575									

* Subject to the approval of the Transportation Improvement Plan by the governing Metropolitan Planning Organization.



2017-2021 Highway and Bridge Construction Schedule

Transportation Planning

P.O. Box 270
Jefferson City, MO 65102

Construction contingency applied to construction cost in the year the project is awarded.

Three percent project growth factor compounded annually is applied to right-of-way and construction costs in program years 2, 3, 4, and 5.

No inflation is applied to the Funding From Other Sources (FFOS) or Payments.

Engineering includes PE costs, CE costs and R/W incidentals.

Construction contingency applied to construction cost in the year the project is awarded. Three percent project growth factor compounded annually is applied to right-of-way and construction costs in program years 2, 3, 4, and 5. No inflation is applied to the Funding From Other Sources (FFOS) or Payments. Engineering includes PE costs, CE costs and R/W incidentals.												STATE FISCAL YEAR PROJECT BUDGETING					
												Prior Prog.	7/2016- 6/2017	7/2017- 6/2018	7/2018- 6/2019	7/2019- 6/2020	7/2020- 6/2021
County: Jackson	Bridge and ADA Transition Plan improvements over I-70 at Rte. F and Rte. H in Oak Grove. Project involves bridge L0986. \$142,000 Statewide Transportation Alternatives funds.					Engineering:						0	73	253	0	0	0
Route: RT F						R/W:						0	10	0	0	0	0
Job No.: 4S3151						Construction:						0	0	2,723	0	0	0
Length: 0.00	MPO: Y					FFOS:						0	0	142	0	0	0
Fund Cat: Taking Care Of System	Fed: 2,448 State: 611 Local: 0					Payments:						0	0	0	0	0	0
Sec Cat: N- Ada Trans	Awd Date: 2018 Anticipated Fed Cat: NHPP																
TIP #:	Future Cost: 0 Estimate Total: 3,059																
County: Jackson	Bridge improvements at Pittman Road, Crysler Street, and Phelps Road over I-70. Project involves bridges L0971, L0974, and L0977.					Engineering:						0	601	1,097	0	0	0
Route: CST PITTMAN RD						R/W:						0	10	0	0	0	0
Job No.: 4I3199						Construction:						0	0	7,144	0	0	0
Length: 0.16	MPO: Y					FFOS:						0	0	0	0	0	0
Fund Cat: Taking Care Of System	Fed: 7,082 State: 1,770 Local: 0					Payments:						0	0	0	0	0	0
Sec Cat: Rehab And Reconst	Awd Date: 2018 Anticipated Fed Cat: NHPP Federal Oversight																
TIP #:	Future Cost: 0 Estimate Total: 8,852																
County: Jackson	Bridge improvements on Raytown Road over I-470 in Kansas City. Project involves bridge A2148.					Engineering:						79	189	0	0	0	0
Route: CST RAYTOWN RD						R/W:						0	0	0	0	0	0
Job No.: 4S3135						Construction:						0	2,028	0	0	0	0
Length: 0.08	MPO: Y					FFOS:						0	0	0	0	0	0
Fund Cat: Taking Care Of System	AC-State: 1,773 State: 444 Local: 0					Payments:						0	0	0	0	0	0
Sec Cat: Rehab And Reconst	Awd Date: Winter 17 Anticipated Fed Cat: S.T.P.																
TIP #:	Future Cost: 0 Estimate Total: 2,296																
County: Jackson	Bridge improvements over Blue River Road. Project involves twin bridges A2352.					Engineering:						0	244	0	0	0	0
Route: RT W						R/W:						0	0	0	0	0	0
Job No.: 4S3148						Construction:						0	1,658	0	0	0	0
Length: 0.50	MPO: Y					FFOS:						0	0	0	0	0	0
Fund Cat: Taking Care Of System	Fed: 1,521 State: 381 Local: 0					Payments:						0	0	0	0	0	0
Sec Cat: Rehab And Reconst	Awd Date: Winter 17 Anticipated Fed Cat: NHPP																
TIP #:	Future Cost: 0 Estimate Total: 1,902																
County: Platte	Pavement improvements from I-29 to east of Rte. 169.					Engineering:						0	259	0	0	0	0
Route: MO 152						R/W:						0	0	0	0	0	0
Job No.: 4S3149						Construction:						0	2,724	0	0	0	0
Length: 4.12	MPO: Y					FFOS:						0	0	0	0	0	0
Fund Cat: Flexible & Other	Fed: 2,387 State: 596 Local: 0					Payments:						0	0	0	0	0	0
Sec Cat: Preventive Maint	Awd Date: Winter 17 Anticipated Fed Cat: NHPP																
TIP #:	Future Cost: 0 Estimate Total: 2,983																

* Subject to the approval of the Transportation Improvement Plan by the governing Metropolitan Planning Organization.

Apr-22-2016

Section 4 - 12

District Kansas City

TMA

Dollars in Thousands



2017-2021 Highway and Bridge Construction Schedule

Transportation Planning

P.O. Box 270
Jefferson City, MO 65102

Construction contingency applied to construction cost in the year the project is awarded.

Three percent project growth factor compounded annually is applied to right-of-way and construction costs in program years 2, 3, 4, and 5.

No inflation is applied to the Funding From Other Sources (FFOS) or Payments.

Engineering includes PE costs, CE costs and R/W incidentals.

Construction contingency applied to construction cost in the year the project is awarded. Three percent project growth factor compounded annually is applied to right-of-way and construction costs in program years 2, 3, 4, and 5. No inflation is applied to the Funding From Other Sources (FFOS) or Payments. Engineering includes PE costs, CE costs and R/W incidentals.												STATE FISCAL YEAR PROJECT BUDGETING						
												Prior Prog.	7/2016- 6/2017	7/2017- 6/2018	7/2018- 6/2019	7/2019- 6/2020	7/2020- 6/2021	
County: Platte	Install median guard cable from I-435 to Congress Ave.											Engineering:	0	10	163	0	0	0
Route: MO 152												R/W:	0	0	0	0	0	0
Job No.: 4S3207												Construction:	0	0	1,125	0	0	0
Length: 4.81	MPO: Y											FFOS:	0	0	0	0	0	0
Fund Cat: Safety	Fed: 1,167 State: 131 Local: 0										Payments:	0	0	0	0	0	0	
Sec Cat: Safety	Awd Date: 2018	Anticipated Fed Cat: Safety																
TIP #: 	Future Cost: 0 Estimate Total: 1,298																	
County: Platte	Pavement improvements from Todd Creek to US 69 (Vivion Rd.). \$1,525,000 Open											Engineering:	36	1,232	0	0	0	0
Route: IS 29	Container funds.											R/W:	0	0	0	0	0	0
Job No.: 4I3105												Construction:	0	11,880	0	0	0	0
Length: 12.27	MPO: Y											FFOS:	0	1,525	0	0	0	0
Fund Cat: Statewide Interstate And Major Bridge	Fed: 11,800 State: 1,312 Local: 0										Payments:	0	0	0	0	0	0	
Sec Cat: Preventive Maint	Awd Date: Winter 17	Anticipated Fed Cat: NHPP Federal Oversight																
TIP #: 490147	Future Cost: 0 Estimate Total: 13,148																	
County: Platte	Pavement improvements from I-29 to Cookingham Drive in Kansas City.											Engineering:	5	20	49	419	0	0
Route: IS 435												R/W:	0	0	0	0	0	0
Job No.: 4I3122												Construction:	0	0	0	5,625	0	0
Length: 6.09	MPO: Y											FFOS:	0	0	0	0	0	0
Fund Cat: Taking Care Of System	Fed: 4,890 State: 1,223 Local: 0										Payments:	0	0	0	0	0	0	
Sec Cat: Preventive Maint	Awd Date: 2019	Anticipated Fed Cat: NHPP																
TIP #: 490146	Future Cost: 0 Estimate Total: 6,118																	
County: Platte	Corridor improvements, including roadway widening and bicycle/pedestrian											Engineering:	938	1,272	0	0	0	0
Route: MO 45	accommodations, from Rte. K to east of I-435 in Platte County. \$3,163,740 Cost Share,											R/W:	1,145	0	0	0	0	0
Job No.: 4U1108C	\$5,794,000 MARC STP-Urban and \$1,448,500 Platte County funds.											Construction:	0	9,322	0	0	0	0
Length: 1.39	MPO: Y											FFOS:	1,145	9,262	0	0	0	0
Fund Cat: Flexible & Other	Fed: 8,476 State: 898 Local: 1,220										Payments:	0	0	0	0	0	0	
Sec Cat: System Expansion	Awd Date: Summer 16	Anticipated Fed Cat: NHPP Federal Oversight																
TIP #: 490135	Future Cost: 0 Estimate Total: 12,677																	
County: Platte	Install median guard cable from I-635 to Rte. 169.											Engineering:	0	5	66	0	0	0
Route: MO 9												R/W:	0	0	0	0	0	0
Job No.: 4S3208												Construction:	0	0	462	0	0	0
Length: 1.33	MPO: Y											FFOS:	0	0	0	0	0	0
Fund Cat: Safety	Fed: 479 State: 54 Local: 0										Payments:	0	0	0	0	0	0	
Sec Cat: Urban Safety	Awd Date: 2018	Anticipated Fed Cat: Safety																
TIP #: 	Future Cost: 0 Estimate Total: 533																	

* Subject to the approval of the Transportation Improvement Plan by the governing Metropolitan Planning Organization.

Apr-22-2016

Section 4 - 13

District Kansas City

TMA

Dollars in Thousands



2017-2021 Highway and Bridge Construction Schedule

Transportation Planning

P.O. Box 270
Jefferson City, MO 65102

Construction contingency applied to construction cost in the year the project is awarded.

Three percent project growth factor compounded annually is applied to right-of-way and construction costs in program years 2, 3, 4, and 5.

No inflation is applied to the Funding From Other Sources (FFOS) or Payments.

Engineering includes PE costs, CE costs and R/W incidentals.

						STATE FISCAL YEAR PROJECT BUDGETING					
						Prior Prog.	7/2016- 6/2017	7/2017- 6/2018	7/2018- 6/2019	7/2019- 6/2020	7/2020- 6/2021
County: Platte	Pavement improvements from Rte. 371 in Platte City to Rte. DD. Includes Rte. 273 from Rte. 371 to Spur 92, Spur 92 from Rte. 273 to Rte. 92, and Rte. 92 from Spur 92 to Rte. DD. \$282,000 Open Container funds.					Engineering:	40	297	0	0	0
Route: MO 92						R/W:	0	0	0	0	0
Job No.: 4P3139						Construction:	0	3,571	0	0	0
Length: 15.24	MPO: Y					FFOS:	0	282	0	0	0
Fund Cat: Taking Care Of System	AC-State: 3,095 State: 773 Local: 0					Payments:	0	0	0	0	0
Sec Cat: Rehab And Reconst	Awd Date: Fall 16	Anticipated Fed Cat: NHPP									
TIP #:	Future Cost: 0				Estimate Total: 3,908						
County: Platte	Bridge improvements at Bee Creek. Project involves bridge H0917.					Engineering:	21	65	126	0	0
Route: RT Z						R/W:	0	0	0	0	0
Job No.: 4S2219						Construction:	0	0	877	0	0
Length: 0.10	MPO: Y					FFOS:	0	0	0	0	0
Fund Cat: Taking Care Of System	Fed: 854 State: 214 Local: 0					Payments:	0	0	0	0	0
Sec Cat: Preventive Maint	Awd Date: 2018	Anticipated Fed Cat: NHPP									
TIP #:	Future Cost: 0				Estimate Total: 1,089						
County: Various	Job Order Contracting for asphalt pavement repair at various interstate locations in the urban Kansas City District.					Engineering:	0	70	0	0	0
Route: Various						R/W:	0	0	0	0	0
Job No.: 0I3003F						Construction:	0	1,000	0	0	0
Length: 0.00	MPO: Y					FFOS:	0	0	0	0	0
Fund Cat: Statewide Interstate And Major Bridge	Fed: 963 State: 107 Local: 0					Payments:	0	0	0	0	0
Sec Cat: Preventive Maint	Awd Date: Spring 17	Anticipated Fed Cat: NHPP									
TIP #:	Future Cost: 0				Estimate Total: 1,070						
County: Various	Job Order Contracting for concrete pavement repair at various interstate locations in the urban Kansas City District.					Engineering:	0	70	0	0	0
Route: Various						R/W:	0	0	0	0	0
Job No.: 0I3003G						Construction:	0	1,000	0	0	0
Length: 0.00	MPO: Y					FFOS:	0	0	0	0	0
Fund Cat: Statewide Interstate And Major Bridge	Fed: 963 State: 107 Local: 0					Payments:	0	0	0	0	0
Sec Cat: Preventive Maint	Awd Date: Spring 17	Anticipated Fed Cat: NHPP									
TIP #:	Future Cost: 0				Estimate Total: 1,070						
County: Various	Safety projects at various locations in urban Kansas City District. \$2,558,000 Open Container funds.					Engineering:	0	0	0	0	0
Route: Various						R/W:	0	0	0	0	0
Job No.: 0P3020E						Construction:	0	0	0	2,795	0
Length: 0.00	MPO: Y					FFOS:	0	0	0	2,558	0
Fund Cat: Safety	Fed: 2,515 State: 280 Local: 0					Payments:	0	0	0	0	0
Sec Cat: Safety	Awd Date: 2020	Anticipated Fed Cat: Safety									
TIP #:	Future Cost: 0				Estimate Total: 2,795						

* Subject to the approval of the Transportation Improvement Plan by the governing Metropolitan Planning Organization.

Apr-22-2016

Section 4 - 14

District Kansas City

TMA

Dollars in Thousands



2017-2021 Highway and Bridge Construction Schedule

Transportation Planning

P.O. Box 270
Jefferson City, MO 65102

Construction contingency applied to construction cost in the year the project is awarded.

Three percent project growth factor compounded annually is applied to right-of-way and construction costs in program years 2, 3, 4, and 5.

No inflation is applied to the Funding From Other Sources (FFOS) or Payments.

Engineering includes PE costs, CE costs and R/W incidentals.

Construction contingency applied to construction cost in the year the project is awarded. Three percent project growth factor compounded annually is applied to right-of-way and construction costs in program years 2, 3, 4, and 5. No inflation is applied to the Funding From Other Sources (FFOS) or Payments. Engineering includes PE costs, CE costs and R/W incidentals.												STATE FISCAL YEAR PROJECT BUDGETING					
												Prior Prog.	7/2016- 6/2017	7/2017- 6/2018	7/2018- 6/2019	7/2019- 6/2020	7/2020- 6/2021
County: Various Route: Various Job No.: 0P3021E Length: 0.00 MPO: Y Fund Cat: Safety																	

* Subject to the approval of the Transportation Improvement Plan by the governing Metropolitan Planning Organization.

Apr-22-2016

Section 4 - 15

District Kansas City

TMA

Dollars in Thousands



2017-2021 Highway and Bridge Construction Schedule

Transportation Planning

P.O. Box 270
Jefferson City, MO 65102

Construction contingency applied to construction cost in the year the project is awarded.

Three percent project growth factor compounded annually is applied to right-of-way and construction costs in program years 2, 3, 4, and 5.

No inflation is applied to the Funding From Other Sources (FFOS) or Payments.

Engineering includes PE costs, CE costs and R/W incidentals.

						STATE FISCAL YEAR PROJECT BUDGETING					
						Prior Prog.	7/2016- 6/2017	7/2017- 6/2018	7/2018- 6/2019	7/2019- 6/2020	7/2020- 6/2021
County: Various	ADA Transition Plan improvements at various locations in the urban Kansas City	Engineering:	0	0	0	0	0	0	0	0	0
Route: Various	District. \$1,528,000 from Statewide Transportation Alternatives funds.	R/W:	0	0	0	0	0	0	0	0	0
Job No.: 0S3021E		Construction:	0	0	0	0	0	0	0	0	1,720
Length: 0.00	MPO: Y	FFOS:	0	0	0	0	0	0	0	0	1,528
Fund Cat: Taking Care Of System	Fed: 1,376 State: 344 Local: 0	Payments:	0	0	0	0	0	0	0	0	0
Sec Cat: N- Ada Trans	Awd Date: 2021 Anticipated Fed Cat: S.T.P.										
TIP #: Future Cost: 0 Estimate Total: 1,720											
County: Various	Job Order Contracting for guard cable and guardrail repair at various locations in the	Engineering:	10	329	0	0	0	0	0	0	0
Route: Various	urban Kansas City District.	R/W:	0	0	0	0	0	0	0	0	0
Job No.: 4I3011		Construction:	0	3,843	0	0	0	0	0	0	0
Length: 0.00	MPO: Y	FFOS:	0	0	0	0	0	0	0	0	0
Fund Cat: Taking Care Of System	Fed: 3,337 State: 835 Local: 0	Payments:	0	0	0	0	0	0	0	0	0
Sec Cat: Routine Maintenance	Awd Date: Spring 17 Anticipated Fed Cat: S.T.P.										
TIP #: 990206 Future Cost: 0 Estimate Total: 4,182											
County: Various	Job Order Contracting for bridge repairs at various locations in the urban Kansas City	Engineering:	0	0	0	122	0	0	0	0	0
Route: Various	District.	R/W:	0	0	0	0	0	0	0	0	0
Job No.: 4I3019		Construction:	0	0	0	1,591	0	0	0	0	0
Length: 0.00	MPO: Y	FFOS:	0	0	0	0	0	0	0	0	0
Fund Cat: Taking Care Of System	AC-State: 1,541 State: 172 Local: 0	Payments:	0	0	0	0	0	0	0	0	0
Sec Cat: Rehab And Reconst	Awd Date: 2019 Anticipated Fed Cat: NHPP										
TIP #: 990207 Future Cost: 0 Estimate Total: 1,713											
County: Various	Job Order Contracting for guard cable and guardrail repair at various locations in the	Engineering:	1	1	371	0	0	0	0	0	0
Route: Various	urban Kansas City District.	R/W:	0	0	0	0	0	0	0	0	0
Job No.: 4I3042		Construction:	0	0	4,355	0	0	0	0	0	0
Length: 0.00	MPO: Y	FFOS:	0	0	0	0	0	0	0	0	0
Fund Cat: Taking Care Of System	Fed: 3,782 State: 945 Local: 0	Payments:	0	0	0	0	0	0	0	0	0
Sec Cat: Routine Maintenance	Awd Date: 2018 Anticipated Fed Cat: S.T.P.										
TIP #: 990208 Future Cost: 0 Estimate Total: 4,728											
County: Various	Job Order Contracting for lighting repair at various locations in the urban Kansas City	Engineering:	0	46	0	0	0	0	0	0	0
Route: Various	District.	R/W:	0	0	0	0	0	0	0	0	0
Job No.: 4I3150		Construction:	0	408	0	0	0	0	0	0	0
Length: 0.00	MPO: Y	FFOS:	0	0	0	0	0	0	0	0	0
Fund Cat: Taking Care Of System	Fed: 0 State: 454 Local: 0	Payments:	0	0	0	0	0	0	0	0	0
Sec Cat: Routine Maintenance	Awd Date: Spring 17 Anticipated Fed Cat: State										
TIP #: Future Cost: 0 Estimate Total: 454											

* Subject to the approval of the Transportation Improvement Plan by the governing Metropolitan Planning Organization.

Apr-22-2016

Section 4 - 16

District Kansas City

TMA

Dollars in Thousands



2017-2021 Highway and Bridge Construction Schedule

Transportation Planning

P.O. Box 270
Jefferson City, MO 65102

Construction contingency applied to construction cost in the year the project is awarded.

Three percent project growth factor compounded annually is applied to right-of-way and construction costs in program years 2, 3, 4, and 5.

No inflation is applied to the Funding From Other Sources (FFOS) or Payments.

Engineering includes PE costs, CE costs and R/W incidentals.

Construction contingency applied to construction cost in the year the project is awarded. Three percent project growth factor compounded annually is applied to right-of-way and construction costs in program years 2, 3, 4, and 5. No inflation is applied to the Funding From Other Sources (FFOS) or Payments. Engineering includes PE costs, CE costs and R/W incidentals.										STATE FISCAL YEAR PROJECT BUDGETING							
										Prior Prog.	7/2016- 6/2017	7/2017- 6/2018	7/2018- 6/2019	7/2019- 6/2020	7/2020- 6/2021		
County: Various	Job Order Contracting for guard cable and guardrail repair at various locations in the									Engineering:	0	0	46	364	0	0	
Route: Various	urban Kansas City District.									R/W:	0	0	0	0	0	0	
Job No.: 413154										Construction:	0	0	0	4,933	0	0	
Length: 0.00	MPO: Y										FFOS:	0	0	0	0	0	0
Fund Cat: Taking Care Of System	Fed: 4,274 State: 1,069 Local: 0									Payments:	0	0	0	0	0	0	
Sec Cat: Routine Maintenance	Awd Date: 2019	Anticipated Fed Cat: S.T.P.															
TIP #: Future Cost: 0	Estimate Total: 5,343																
County: Various	Job Order Contracting for guard cable and guardrail repair at various locations in the									Engineering:	0	0	0	50	401	0	
Route: Various	urban Kansas City District.									R/W:	0	0	0	0	0	0	
Job No.: 413155										Construction:	0	0	0	0	5,589	0	
Length: 0.00	MPO: Y										FFOS:	0	0	0	0	0	0
Fund Cat: Taking Care Of System	Fed: 4,832 State: 1,208 Local: 0									Payments:	0	0	0	0	0	0	
Sec Cat: Routine Maintenance	Awd Date: 2020	Anticipated Fed Cat: S.T.P.															
TIP #: Future Cost: 0	Estimate Total: 6,040																
County: Various	Bridge slope protection repairs at various locations in the urban Kansas City District.									Engineering:	0	59	0	0	0	0	
Route: Various										R/W:	0	0	0	0	0	0	
Job No.: 413164										Construction:	0	500	0	0	0	0	
Length: 0.00	MPO: Y										FFOS:	0	0	0	0	0	0
Fund Cat: Taking Care Of System	Fed: 447 State: 112 Local: 0									Payments:	0	0	0	0	0	0	
Sec Cat: Rehab And Reconst	Awd Date: Fall 16	Anticipated Fed Cat: NHPP															
TIP #: Future Cost: 0	Estimate Total: 559																
County: Various	Job Order Contracting for guard cable and guardrail repair at various locations in the									Engineering:	0	0	0	0	45	429	
Route: Various	urban Kansas City District.									R/W:	0	0	0	0	0	0	
Job No.: 413172										Construction:	0	0	0	0	0	6,045	
Length: 0.00	MPO: Y										FFOS:	0	0	0	0	0	0
Fund Cat: Taking Care Of System	Fed: 5,215 State: 1,304 Local: 0									Payments:	0	0	0	0	0	0	
Sec Cat: Routine Maintenance	Awd Date: 2021	Anticipated Fed Cat: S.T.P.															
TIP #: Future Cost: 0	Estimate Total: 6,519																
County: Various	Job Order Contracting for lighting repair at various locations in the urban Kansas City									Engineering:	0	8	31	0	0	0	
Route: Various	District.									R/W:	0	0	0	0	0	0	
Job No.: 413173										Construction:	0	0	315	0	0	0	
Length: 0.00	MPO: Y										FFOS:	0	0	0	0	0	0
Fund Cat: Taking Care Of System	Fed: 0 State: 354 Local: 0									Payments:	0	0	0	0	0	0	
Sec Cat: Routine Maintenance	Awd Date: 2018	Anticipated Fed Cat: State															
TIP #: Future Cost: 0	Estimate Total: 354																

* Subject to the approval of the Transportation Improvement Plan by the governing Metropolitan Planning Organization.

Apr-22-2016

Section 4 - 17

District Kansas City

TMA

Dollars in Thousands



2017-2021 Highway and Bridge Construction Schedule

Transportation Planning

P.O. Box 270
Jefferson City, MO 65102

Construction contingency applied to construction cost in the year the project is awarded.

Three percent project growth factor compounded annually is applied to right-of-way and construction costs in program years 2, 3, 4, and 5.

No inflation is applied to the Funding From Other Sources (FFOS) or Payments.

Engineering includes PE costs, CE costs and R/W incidentals.

Construction contingency applied to construction cost in the year the project is awarded. Three percent project growth factor compounded annually is applied to right-of-way and construction costs in program years 2, 3, 4, and 5. No inflation is applied to the Funding From Other Sources (FFOS) or Payments. Engineering includes PE costs, CE costs and R/W incidentals.											STATE FISCAL YEAR PROJECT BUDGETING					
											Prior Prog.	7/2016- 6/2017	7/2017- 6/2018	7/2018- 6/2019	7/2019- 6/2020	7/2020- 6/2021
County: Various Route: Various Job No.: 413174 Length: 0.00 Fund Cat: Taking Care Of System Sec Cat: Routine Maintenance TIP #:	Job Order Contracting for lighting repair at various locations in the urban Kansas City District. MPO: Y Fed: 0 State: 364 Local: 0 Awd Date: 2019 Anticipated Fed Cat: State Future Cost: 0 Estimate Total: 364					Engineering:	0	0	8	31	0	0				
						R/W:	0	0	0	0	0	0				
						Construction:	0	0	0	325	0	0				
						FFOS:	0	0	0	0	0	0				
						Payments:	0	0	0	0	0	0				
County: Various Route: Various Job No.: 413175 Length: 0.00 Fund Cat: Taking Care Of System Sec Cat: Preventive Maint TIP #:	Job Order Contracting for bridge repairs at various locations in the urban Kansas City District. MPO: Y Fed: 1,614 State: 180 Local: 0 Awd Date: 2020 Anticipated Fed Cat: NHPP Future Cost: 0 Estimate Total: 1,794					Engineering:	0	0	0	0	122	0				
						R/W:	0	0	0	0	0	0				
						Construction:	0	0	0	0	1,672	0				
						FFOS:	0	0	0	0	0	0				
						Payments:	0	0	0	0	0	0				
County: Various Route: Various Job No.: 413176 Length: 0.00 Fund Cat: Taking Care Of System Sec Cat: Preventive Maint TIP #:	Job Order Contracting for bridge repairs at various locations in the urban Kansas City District. MPO: Y Fed: 1,659 State: 185 Local: 0 Awd Date: 2021 Anticipated Fed Cat: NHPP Future Cost: 0 Estimate Total: 1,844					Engineering:	0	0	0	0	0	122				
						R/W:	0	0	0	0	0	0				
						Construction:	0	0	0	0	0	1,722				
						FFOS:	0	0	0	0	0	0				
						Payments:	0	0	0	0	0	0				
County: Various Route: Various Job No.: 4P3060 Length: 0.00 Fund Cat: Taking Care Of System Sec Cat: Low Type Resurfacing TIP #: 990221	Job Order Contracting for asphalt pavement repair at various major route locations in the urban Kansas City District. MPO: Y Fed: 432 State: 108 Local: 0 Awd Date: Spring 17 Anticipated Fed Cat: NHPP Future Cost: 0 Estimate Total: 541					Engineering:	1	40	0	0	0	0				
						R/W:	0	0	0	0	0	0				
						Construction:	0	500	0	0	0	0				
						FFOS:	0	0	0	0	0	0				
						Payments:	0	0	0	0	0	0				
County: Various Route: Various Job No.: 4P3061 Length: 0.00 Fund Cat: Taking Care Of System Sec Cat: Low Type Resurfacing TIP #: 990222	Job Order Contracting for concrete pavement repair at various major route locations in the urban Kansas City District. MPO: Y Fed: 432 State: 108 Local: 0 Awd Date: Spring 17 Anticipated Fed Cat: NHPP Future Cost: 0 Estimate Total: 541					Engineering:	1	40	0	0	0	0				
						R/W:	0	0	0	0	0	0				
						Construction:	0	500	0	0	0	0				
						FFOS:	0	0	0	0	0	0				
						Payments:	0	0	0	0	0	0				

* Subject to the approval of the Transportation Improvement Plan by the governing Metropolitan Planning Organization.

Apr-22-2016

Section 4 - 18

District Kansas City

TMA

Dollars in Thousands



2017-2021 Highway and Bridge Construction Schedule

Transportation Planning

P.O. Box 270
Jefferson City, MO 65102

Construction contingency applied to construction cost in the year the project is awarded.

Three percent project growth factor compounded annually is applied to right-of-way and construction costs in program years 2, 3, 4, and 5.

No inflation is applied to the Funding From Other Sources (FFOS) or Payments.

Engineering includes PE costs, CE costs and R/W incidentals.

						STATE FISCAL YEAR PROJECT BUDGETING					
						Prior Prog.	7/2016- 6/2017	7/2017- 6/2018	7/2018- 6/2019	7/2019- 6/2020	7/2020- 6/2021
County: Various	Job Order Contracting for bridge repairs at various locations in the urban Kansas City District.	Engineering:	10	120	0	0	0	0	0	0	0
Route: Various		R/W:	0	0	0	0	0	0	0	0	0
Job No.: 4P3062		Construction:	0	1,500	0	0	0	0	0	0	0
Length: 0.00	MPO: Y	FFOS:	0	0	0	0	0	0	0	0	0
Fund Cat: Taking Care Of System	Fed: 1,296 State: 324 Local: 0	Payments:	0	0	0	0	0	0	0	0	0
Sec Cat: Preventive Maint	Awd Date: Spring 17 Anticipated Fed Cat: NHPP										
TIP #: 990223	Future Cost: 0 Estimate Total: 1,630										
County: Various	Job Order Contracting for asphalt pavement repair at various major route locations in the urban Kansas City District.	Engineering:	1	1	40	0	0	0	0	0	0
Route: Various		R/W:	0	0	0	0	0	0	0	0	0
Job No.: 4P3063		Construction:	0	0	515	0	0	0	0	0	0
Length: 0.00	MPO: Y	FFOS:	0	0	0	0	0	0	0	0	0
Fund Cat: Taking Care Of System	Fed: 445 State: 111 Local: 0	Payments:	0	0	0	0	0	0	0	0	0
Sec Cat: Low Type Resurfacing	Awd Date: 2018 Anticipated Fed Cat: NHPP										
TIP #: 990224	Future Cost: 0 Estimate Total: 557										
County: Various	Job Order Contracting for concrete pavement repair at various major route locations in the urban Kansas City District.	Engineering:	2	2	40	0	0	0	0	0	0
Route: Various		R/W:	0	0	0	0	0	0	0	0	0
Job No.: 4P3064		Construction:	0	0	515	0	0	0	0	0	0
Length: 0.00	MPO: Y	FFOS:	0	0	0	0	0	0	0	0	0
Fund Cat: Taking Care Of System	Fed: 446 State: 111 Local: 0	Payments:	0	0	0	0	0	0	0	0	0
Sec Cat: Low Type Resurfacing	Awd Date: 2018 Anticipated Fed Cat: NHPP										
TIP #: 990225	Future Cost: 0 Estimate Total: 559										
County: Various	Job Order Contracting for bridge repairs at various locations in the urban Kansas City District.	Engineering:	10	10	120	0	0	0	0	0	0
Route: Various		R/W:	0	0	0	0	0	0	0	0	0
Job No.: 4P3065		Construction:	0	0	1,545	0	0	0	0	0	0
Length: 0.00	MPO: Y	FFOS:	0	0	0	0	0	0	0	0	0
Fund Cat: Taking Care Of System	Fed: 1,340 State: 335 Local: 0	Payments:	0	0	0	0	0	0	0	0	0
Sec Cat: Preventive Maint	Awd Date: 2018 Anticipated Fed Cat: NHPP										
TIP #: 990226	Future Cost: 0 Estimate Total: 1,685										
County: Various	Job Order Contracting for fence repair at various locations in the urban Kansas City District.	Engineering:	2	10	0	0	0	0	0	0	0
Route: Various		R/W:	0	0	0	0	0	0	0	0	0
Job No.: 4P3117		Construction:	0	102	0	0	0	0	0	0	0
Length: 0.00	MPO: Y	FFOS:	0	0	0	0	0	0	0	0	0
Fund Cat: Taking Care Of System	Fed: 0 State: 112 Local: 0	Payments:	0	0	0	0	0	0	0	0	0
Sec Cat: Routine Maintenance	Awd Date: Spring 17 Anticipated Fed Cat: State										
TIP #: 990227	Future Cost: 0 Estimate Total: 114										

* Subject to the approval of the Transportation Improvement Plan by the governing Metropolitan Planning Organization.

Apr-22-2016

Section 4 - 19

District Kansas City

TMA

Dollars in Thousands



2017-2021 Highway and Bridge Construction Schedule

Transportation Planning

P.O. Box 270
Jefferson City, MO 65102

Construction contingency applied to construction cost in the year the project is awarded.

Three percent project growth factor compounded annually is applied to right-of-way and construction costs in program years 2, 3, 4, and 5.

No inflation is applied to the Funding From Other Sources (FFOS) or Payments.

Engineering includes PE costs, CE costs and R/W incidentals.

						STATE FISCAL YEAR PROJECT BUDGETING					
						Prior Prog.	7/2016- 6/2017	7/2017- 6/2018	7/2018- 6/2019	7/2019- 6/2020	7/2020- 6/2021
County: Various	Job Order Contracting for fence repair at various locations in the urban Kansas City District.	Engineering:	2	2	10	0	0	0	0	0	0
Route: Various		R/W:	0	0	0	0	0	0	0	0	0
Job No.: 4P3118		Construction:	0	0	105	0	0	0	0	0	0
Length: 0.00	MPO: Y	FFOS:	0	0	0	0	0	0	0	0	0
Fund Cat: Taking Care Of System	Fed: 0 State: 117 Local: 0	Payments:	0	0	0	0	0	0	0	0	0
Sec Cat: Routine Maintenance	Awd Date: 2018 Anticipated Fed Cat: State										
TIP #: Future Cost: 0 Estimate Total: 119											
County: Various	Signal improvements at various locations in Clay, Platte and Jackson counties in the urban Kansas City District. \$450,000 Open Container Funds, \$50,000 District Operations Budget.	Engineering:	25	44	0	0	0	0	0	0	0
Route: Various		R/W:	0	0	0	0	0	0	0	0	0
Job No.: 4P3142		Construction:	0	500	0	0	0	0	0	0	0
Length: 0.00	MPO: Y	FFOS:	0	500	0	0	0	0	0	0	0
Fund Cat: Taking Care Of System	AC-State: 435 State: 109 Local: 0	Payments:	0	0	0	0	0	0	0	0	0
Sec Cat: Systems Operations	Awd Date: Summer 16 Anticipated Fed Cat: S.T.P.										
TIP #: Future Cost: 0 Estimate Total: 569											
County: Various	Signal improvements at various locations in the urban Kansas City District.	Engineering:	0	6	19	0	0	0	0	0	0
Route: Various		R/W:	0	0	0	0	0	0	0	0	0
Job No.: 4P3163		Construction:	0	0	206	0	0	0	0	0	0
Length: 0.00	MPO: Y	FFOS:	0	0	0	0	0	0	0	0	0
Fund Cat: Taking Care Of System	Fed: 185 State: 46 Local: 0	Payments:	0	0	0	0	0	0	0	0	0
Sec Cat: Systems Operations	Awd Date: 2018 Anticipated Fed Cat: S.T.P.										
TIP #: Future Cost: 0 Estimate Total: 231											
County: Various	Job Order Contracting for fence repair at various locations in the urban Kansas City District.	Engineering:	0	0	2	9	0	0	0	0	0
Route: Various		R/W:	0	0	0	0	0	0	0	0	0
Job No.: 4P3171		Construction:	0	0	0	108	0	0	0	0	0
Length: 0.00	MPO: Y	FFOS:	0	0	0	0	0	0	0	0	0
Fund Cat: Taking Care Of System	Fed: 0 State: 119 Local: 0	Payments:	0	0	0	0	0	0	0	0	0
Sec Cat: Routine Maintenance	Awd Date: 2019 Anticipated Fed Cat: State										
TIP #: Future Cost: 0 Estimate Total: 119											
County: Various	Job Order Contracting for asphalt pavement repair at various major route locations in the urban Kansas City District.	Engineering:	0	0	1	40	0	0	0	0	0
Route: Various		R/W:	0	0	0	0	0	0	0	0	0
Job No.: 4P3183		Construction:	0	0	0	541	0	0	0	0	0
Length: 0.00	MPO: Y	FFOS:	0	0	0	0	0	0	0	0	0
Fund Cat: Taking Care Of System	Fed: 466 State: 116 Local: 0	Payments:	0	0	0	0	0	0	0	0	0
Sec Cat: Preventive Maint	Awd Date: 2019 Anticipated Fed Cat: S.T.P.										
TIP #: Future Cost: 0 Estimate Total: 582											

* Subject to the approval of the Transportation Improvement Plan by the governing Metropolitan Planning Organization.

Apr-22-2016

Section 4 - 20

District Kansas City

TMA

Dollars in Thousands



2017-2021 Highway and Bridge Construction Schedule

Transportation Planning

P.O. Box 270
Jefferson City, MO 65102

Construction contingency applied to construction cost in the year the project is awarded.

Three percent project growth factor compounded annually is applied to right-of-way and construction costs in program years 2, 3, 4, and 5.

No inflation is applied to the Funding From Other Sources (FFOS) or Payments.

Engineering includes PE costs, CE costs and R/W incidentals.

						STATE FISCAL YEAR PROJECT BUDGETING					
						Prior Prog.	7/2016-6/2017	7/2017-6/2018	7/2018-6/2019	7/2019-6/2020	7/2020-6/2021
County: Various	Job Order Contracting for asphalt pavement repairs at various major route locations in the urban Kansas City District.	Engineering:	0	0	0	1	40	0			
Route: Various		R/W:	0	0	0	0	0	0			
Job No.: 4P3184		Construction:	0	0	0	0	557	0			
Length: 0.00	MPO: Y	FFOS:	0	0	0	0	0	0			
Fund Cat: Taking Care Of System	Fed: 479 State: 119 Local: 0	Payments:	0	0	0	0	0	0			
Sec Cat: Preventive Maint	Awd Date: 2020 Anticipated Fed Cat: S.T.P.										
TIP #: Future Cost: 0 Estimate Total: 598											
County: Various	Job Order Contracting for asphalt pavement repairs at various major route locations in the urban Kansas City District.	Engineering:	0	0	0	0	1	40			
Route: Various		R/W:	0	0	0	0	0	0			
Job No.: 4P3185		Construction:	0	0	0	0	0	574			
Length: 0.00	MPO: Y	FFOS:	0	0	0	0	0	0			
Fund Cat: Taking Care Of System	Fed: 492 State: 123 Local: 0	Payments:	0	0	0	0	0	0			
Sec Cat: Preventive Maint	Awd Date: 2021 Anticipated Fed Cat: S.T.P.										
TIP #: Future Cost: 0 Estimate Total: 615											
County: Various	Job Order Contracting for concrete pavement repair at various major route locations in the urban Kansas City District.	Engineering:	0	0	2	40	0	0			
Route: Various		R/W:	0	0	0	0	0	0			
Job No.: 4P3186		Construction:	0	0	0	541	0	0			
Length: 0.00	MPO: Y	FFOS:	0	0	0	0	0	0			
Fund Cat: Taking Care Of System	Fed: 467 State: 116 Local: 0	Payments:	0	0	0	0	0	0			
Sec Cat: Preventive Maint	Awd Date: 2019 Anticipated Fed Cat: S.T.P.										
TIP #: Future Cost: 0 Estimate Total: 583											
County: Various	Job Order Contracting for concrete pavement repair at various major route locations in the urban Kansas City District.	Engineering:	0	0	0	2	40	0			
Route: Various		R/W:	0	0	0	0	0	0			
Job No.: 4P3187		Construction:	0	0	0	0	557	0			
Length: 0.00	MPO: Y	FFOS:	0	0	0	0	0	0			
Fund Cat: Taking Care Of System	Fed: 480 State: 119 Local: 0	Payments:	0	0	0	0	0	0			
Sec Cat: Preventive Maint	Awd Date: 2020 Anticipated Fed Cat: S.T.P.										
TIP #: Future Cost: 0 Estimate Total: 599											
County: Various	Job Order Contracting for concrete pavement repair at various major route locations in the urban Kansas City District.	Engineering:	0	0	0	0	2	40			
Route: Various		R/W:	0	0	0	0	0	0			
Job No.: 4P3188		Construction:	0	0	0	0	0	574			
Length: 0.00	MPO: Y	FFOS:	0	0	0	0	0	0			
Fund Cat: Taking Care Of System	Fed: 493 State: 123 Local: 0	Payments:	0	0	0	0	0	0			
Sec Cat: Preventive Maint	Awd Date: 2021 Anticipated Fed Cat: S.T.P.										
TIP #: Future Cost: 0 Estimate Total: 616											

* Subject to the approval of the Transportation Improvement Plan by the governing Metropolitan Planning Organization.

Apr-22-2016

Section 4 - 21

District Kansas City

TMA

Dollars in Thousands



2017-2021 Highway and Bridge Construction Schedule

Transportation Planning

P.O. Box 270
Jefferson City, MO 65102

Construction contingency applied to construction cost in the year the project is awarded.

Three percent project growth factor compounded annually is applied to right-of-way and construction costs in program years 2, 3, 4, and 5.

No inflation is applied to the Funding From Other Sources (FFOS) or Payments.

Engineering includes PE costs, CE costs and R/W incidentals.

Construction contingency applied to construction cost in the year the project is awarded. Three percent project growth factor compounded annually is applied to right-of-way and construction costs in program years 2, 3, 4, and 5. No inflation is applied to the Funding From Other Sources (FFOS) or Payments. Engineering includes PE costs, CE costs and R/W incidentals.													STATE FISCAL YEAR PROJECT BUDGETING						
													Prior Prog.	7/2016- 6/2017	7/2017- 6/2018	7/2018- 6/2019	7/2019- 6/2020	7/2020- 6/2021	
County: Various	Install chevron signs at various locations in the urban Kansas City District.												Engineering:	0	10	17	0	0	0
Route: Various													R/W:	0	0	0	0	0	0
Job No.: 4S3209													Construction:	0	0	105	0	0	0
Length: 0.00	MPO: Y												FFOS:	0	0	0	0	0	0
Fund Cat: Safety	Fed: 118 State: 14 Local: 0												Payments:	0	0	0	0	0	0
Sec Cat: Safety	Awd Date: 2018		Anticipated Fed Cat: Safety																
TIP #:	Future Cost: 0		Estimate Total: 132																

* Subject to the approval of the Transportation Improvement Plan by the governing Metropolitan Planning Organization.

Apr-22-2016

Section 4 - 22

District Kansas City

TMA

Dollars in Thousands



2017-2021 Highway and Bridge Construction Schedule

Transportation Planning

P.O. Box 270
Jefferson City, MO 65102

Construction contingency applied to construction cost in the year the project is awarded.
Three percent project growth factor compounded annually is applied to right-of-way and construction costs in program years 2, 3, 4, and 5.
No inflation is applied to the Funding From Other Sources (FFOS) or Payments.
Engineering includes PE costs, CE costs and R/W incidentals.

STATE FISCAL YEAR PROJECT BUDGETING						
	Prior Prog.	7/2016- 6/2017	7/2017- 6/2018	7/2018- 6/2019	7/2019- 6/2020	7/2020- 6/2021
FFOS:	2,439	30,765	3,980	4,048	4,086	4,086
Total R/W:	2,575	86	5	0	0	0
Total Construction:	0	148,592	134,252	107,835	12,840	13,514
Paybacks:	0	0	0	0	0	0
Sub-Total:	2,575	148,678	134,257	107,835	12,840	13,514
Total Engineering:	7,712	23,482	15,680	8,661	651	631
Grand Total:	10,287	172,160	149,937	116,496	13,491	14,145

	2017	2018	2019	2020	2021
State	22,869	22,362	17,744	2,239	2,358
AC-State	5,303	0	1,541	0	0
Local	7,417	0	0	0	0
Sub-total State	35,589	22,362	19,285	2,239	2,358

Federal					
Sub-total Federal	136,571	127,575	97,211	11,252	11,787
Grand Total	172,160	149,937	116,496	13,491	14,145

Project Count: 106

* Subject to the approval of the Transportation Improvement Plan by the governing Metropolitan Planning Organization.

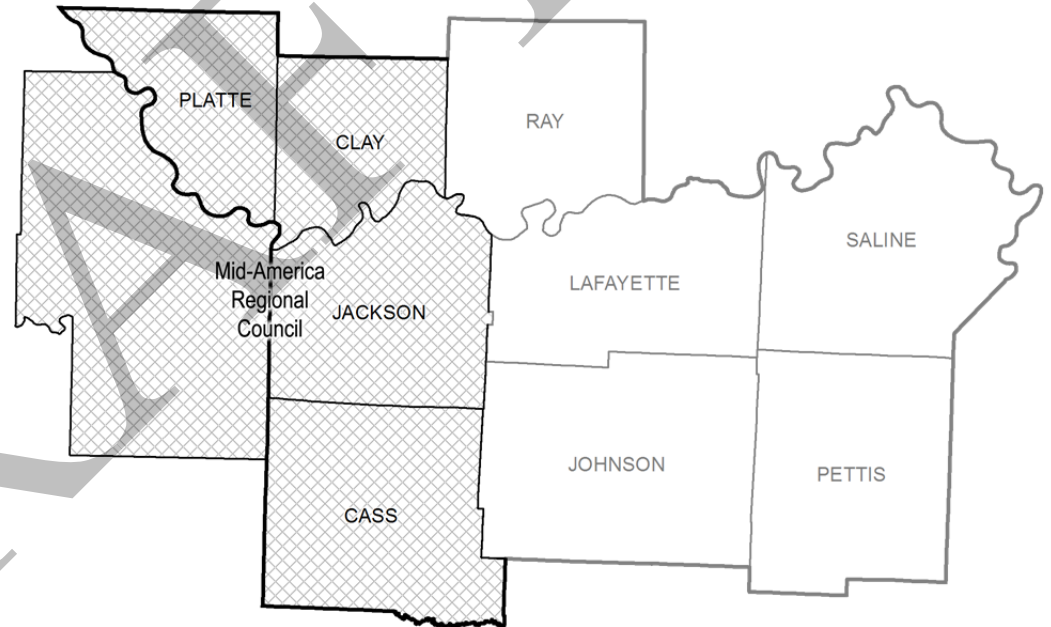
Apr-22-2016

Section 4 - 1

District Kansas City

TMA

Dollars in Thousands



MoDOT's Kansas City District

TMA: Mid-America Regional Council

PAYMENT PROJECTS

(Note: The following MoDOT projects are located inside the Kansas City Metropolitan Planning area boundary.)



2017-2021 Highway and Bridge Construction Schedule

Transportation Planning

P.O. Box 270
Jefferson City, MO 65102

Construction contingency applied to construction cost in the year the project is awarded.

Three percent project growth factor compounded annually is applied to right-of-way and construction costs in program years 2, 3, 4, and 5.

No inflation is applied to the Funding From Other Sources (FFOS) or Payments.

Engineering includes PE costs, CE costs and R/W incidentals.

Construction contingency applied to construction cost in the year the project is awarded. Three percent project growth factor compounded annually is applied to right-of-way and construction costs in program years 2, 3, 4, and 5. No inflation is applied to the Funding From Other Sources (FFOS) or Payments. Engineering includes PE costs, CE costs and R/W incidentals.										STATE FISCAL YEAR PROJECT BUDGETING					
										Prior Prog.	7/2016- 6/2017	7/2017- 6/2018	7/2018- 6/2019	7/2019- 6/2020	7/2020- 6/2021
County: Jackson Route: IS 670 Job No.: 4P2316 Length: 0.08 MPO: Y Fund Cat: Taking Care Of System Sec Cat: Rehab And Reconst Awd Date: N/A Anticipated Fed Cat: TIP #: 690407 Future Cost: 0 Estimate Total: 7,503	Payback to Kansas City in SFY 2019 for the replacement of Wyandotte and Central bridges from Central Street to Wyandotte Street. Project involves bridges A1121 and BH002.					Engineering: 3	0	0	0	0	0				
						R/W: 0	0	0	0	0	0				
						Construction: 0	0	0	0	0	0				
						FFOS: 0	0	0	0	0	0				
						Payments: 0	0	0	7,500	0	0				
County: Various Route: Various Job No.: 4I3010 Length: 0.00 MPO: Y Fund Cat: Flexible & Other Sec Cat: Systems Operations Awd Date: N/A Anticipated Fed Cat: TIP #: 990228 Future Cost: 0 Estimate Total: 1,635	Motorist Assist operations and staff in the urban Kansas City District. These funds will be transferred to the District Operations budget.					Engineering: 0	0	0	0	0	0				
						R/W: 0	0	0	0	0	0				
						Construction: 0	0	0	0	0	0				
						FFOS: 0	0	0	0	0	0				
						Payments: 0	1,635	0	0	0	0				
County: Various Route: Various Job No.: 4I3044 Length: 0.00 MPO: Y Fund Cat: Safety Sec Cat: Urban Safety Awd Date: N/A Anticipated Fed Cat: TIP #: 990231 Future Cost: 0 Estimate Total: 162	On-call work zone enforcement at various locations in the urban Kansas City District.					Engineering: 0	0	0	0	0	0				
						R/W: 0	0	0	0	0	0				
						Construction: 0	0	0	0	0	0				
						FFOS: 0	0	0	0	0	0				
						Payments: 0	162	0	0	0	0				
County: Various Route: Various Job No.: 4I3045 Length: 0.00 MPO: Y Fund Cat: Safety Sec Cat: Urban Safety Awd Date: N/A Anticipated Fed Cat: TIP #: 990232 Future Cost: 0 Estimate Total: 162	On-call work zone enforcement at various locations in the urban Kansas City District.					Engineering: 0	0	0	0	0	0				
						R/W: 0	0	0	0	0	0				
						Construction: 0	0	0	0	0	0				
						FFOS: 0	0	0	0	0	0				
						Payments: 0	0	162	0	0	0				
County: Various Route: Various Job No.: 4I3191 Length: 0.00 MPO: Y Fund Cat: Safety Sec Cat: Urban Safety Awd Date: N/A Anticipated Fed Cat: TIP #: 990232 Future Cost: 0 Estimate Total: 162	On-call work zone enforcement at various locations in the urban Kansas City District.					Engineering: 0	0	0	0	0	0				
						R/W: 0	0	0	0	0	0				
						Construction: 0	0	0	0	0	0				
						FFOS: 0	0	0	0	0	0				
						Payments: 0	0	0	162	0	0				

* Subject to the approval of the Transportation Improvement Plan by the governing Metropolitan Planning Organization.

Apr-22-2016

Section 4 - 1

District Kansas City

TMA

Dollars in Thousands



2017-2021 Highway and Bridge Construction Schedule

Transportation Planning

P.O. Box 270
Jefferson City, MO 65102

Construction contingency applied to construction cost in the year the project is awarded.

Three percent project growth factor compounded annually is applied to right-of-way and construction costs in program years 2, 3, 4, and 5.

No inflation is applied to the Funding From Other Sources (FFOS) or Payments.

Engineering includes PE costs, CE costs and R/W incidentals.

						STATE FISCAL YEAR PROJECT BUDGETING					
						Prior Prog.	7/2016- 6/2017	7/2017- 6/2018	7/2018- 6/2019	7/2019- 6/2020	7/2020- 6/2021
County: Various	On-call work zone enforcement at various locations in the urban Kansas City District.	Engineering:	0	0	0	0	0	0	0	0	0
Route: Various		R/W:	0	0	0	0	0	0	0	0	0
Job No.: 413192		Construction:	0	0	0	0	0	0	0	0	0
Length: 0.00	MPO: Y	FFOS:	0	0	0	0	0	0	0	0	0
Fund Cat: Safety	Fed: 146 State: 16 Local: 0	Payments:	0	0	0	0	0	0	162	0	0
Sec Cat: Urban Safety	Awd Date: N/A Anticipated Fed Cat: Safety										
TIP #: Future Cost: 0	Estimate Total: 162										
County: Various	On-call work zone enforcement at various locations in the urban Kansas City District.	Engineering:	0	0	0	0	0	0	0	0	0
Route: Various		R/W:	0	0	0	0	0	0	0	0	0
Job No.: 413193		Construction:	0	0	0	0	0	0	0	0	0
Length: 0.00	MPO: Y	FFOS:	0	0	0	0	0	0	0	0	0
Fund Cat: Safety	Fed: 146 State: 16 Local: 0	Payments:	0	0	0	0	0	0	0	162	0
Sec Cat: Urban Safety	Awd Date: N/A Anticipated Fed Cat: Safety										
TIP #: Future Cost: 0	Estimate Total: 162										
County: Various	ITS operations, staffing and equipment for the KC Scout Intelligent Transportation System at the Transportation Management Center (TMC) building. \$2.305 million transferring to MoDOT's operations budget. \$1.705 million from KDOT.	Engineering:	0	0	0	0	0	0	0	0	0
Route: Various		R/W:	0	0	0	0	0	0	0	0	0
Job No.: 4Q3000		Construction:	0	0	0	0	0	0	0	0	0
Length: 0.00	MPO: N	FFOS:	0	1,705	0	0	0	0	0	0	0
Fund Cat: Flexible & Other	Fed: 2,400 State: 0 Local: 1,705	Payments:	0	4,105	0	0	0	0	0	0	0
Sec Cat: Systems Operations	Awd Date: N/A Anticipated Fed Cat: S.T.P.										
TIP #: 990192	Future Cost: 0 Estimate Total: 4,105										
County: Various	ITS operations, staffing and equipment for the KC Scout Intelligent Transportation System at the Transportation Management Center (TMC) building. \$2.305 million to District Operations Budget. \$1.705 million from KDOT.	Engineering:	0	0	0	0	0	0	0	0	0
Route: Various		R/W:	0	0	0	0	0	0	0	0	0
Job No.: 4Q3040		Construction:	0	0	0	0	0	0	0	0	0
Length: 0.00	MPO: Y	FFOS:	0	0	1,705	0	0	0	0	0	0
Fund Cat: Flexible & Other	Fed: 2,400 State: 0 Local: 1,705	Payments:	0	0	4,105	0	0	0	0	0	0
Sec Cat: Systems Operations	Awd Date: N/A Anticipated Fed Cat: S.T.P.										
TIP #: 990235	Future Cost: 0 Estimate Total: 4,105										
County: Various	Motorist Assist operations and staff in the urban Kansas City District. These funds will be transferred to the District Operations budget.	Engineering:	0	0	0	0	0	0	0	0	0
Route: Various		R/W:	0	0	0	0	0	0	0	0	0
Job No.: 4Q3041		Construction:	0	0	0	0	0	0	0	0	0
Length: 0.00	MPO: Y	FFOS:	0	0	0	0	0	0	0	0	0
Fund Cat: Flexible & Other	Fed: 1,308 State: 327 Local: 0	Payments:	0	0	1,635	0	0	0	0	0	0
Sec Cat: Systems Operations	Awd Date: N/A Anticipated Fed Cat: S.T.P.										
TIP #: 990236	Future Cost: 0 Estimate Total: 1,635										

* Subject to the approval of the Transportation Improvement Plan by the governing Metropolitan Planning Organization.

Apr-22-2016

Section 4 - 2

District Kansas City

TMA

Dollars in Thousands



2017-2021 Highway and Bridge Construction Schedule

Transportation Planning

P.O. Box 270
Jefferson City, MO 65102

Construction contingency applied to construction cost in the year the project is awarded.

Three percent project growth factor compounded annually is applied to right-of-way and construction costs in program years 2, 3, 4, and 5.

No inflation is applied to the Funding From Other Sources (FFOS) or Payments.

Engineering includes PE costs, CE costs and R/W incidentals.

						STATE FISCAL YEAR PROJECT BUDGETING					
						Prior Prog.	7/2016- 6/2017	7/2017- 6/2018	7/2018- 6/2019	7/2019- 6/2020	7/2020- 6/2021
County: Various	Motorist Assist operations and staff in the urban Kansas City District. These funds will be transferred to the District Operations budget.	Engineering:	0	0	0	0	0	0	0	0	0
Route: Various		R/W:	0	0	0	0	0	0	0	0	0
Job No.: 4Q3157		Construction:	0	0	0	0	0	0	0	0	0
Length: 0.00	MPO: Y	FFOS:	0	0	0	0	0	0	0	0	0
Fund Cat: Flexible & Other	Fed: 1,308 State: 327 Local: 0	Payments:	0	0	0	1,635	0	0	0	0	0
Sec Cat: Systems Operations	Awd Date: N/A Anticipated Fed Cat: S.T.P.										
TIP #:	Future Cost: 0 Estimate Total: 1,635										
County: Various	Motorist Assist operations and staff in the urban Kansas City District. These funds will be transferred to the District Operations budget.	Engineering:	0	0	0	0	0	0	0	0	0
Route: Various		R/W:	0	0	0	0	0	0	0	0	0
Job No.: 4Q3158		Construction:	0	0	0	0	0	0	0	0	0
Length: 0.00	MPO: Y	FFOS:	0	0	0	0	0	0	0	0	0
Fund Cat: Flexible & Other	Fed: 1,308 State: 327 Local: 0	Payments:	0	0	0	1,635	0	0	0	0	0
Sec Cat: Systems Operations	Awd Date: N/A Anticipated Fed Cat: S.T.P.										
TIP #:	Future Cost: 0 Estimate Total: 1,635										
County: Various	Motorist Assist operations and staff in the urban Kansas City District. These funds will be transferred to the District Operations budget.	Engineering:	0	0	0	0	0	0	0	0	0
Route: Various		R/W:	0	0	0	0	0	0	0	0	0
Job No.: 4Q3159		Construction:	0	0	0	0	0	0	0	0	0
Length: 0.00	MPO: Y	FFOS:	0	0	0	0	0	0	0	0	0
Fund Cat: Flexible & Other	Fed: 1,308 State: 327 Local: 0	Payments:	0	0	0	1,635	0	0	0	0	0
Sec Cat: Systems Operations	Awd Date: N/A Anticipated Fed Cat: S.T.P.										
TIP #:	Future Cost: 0 Estimate Total: 1,635										
County: Various	ITS operations, staffing, and equipment for the KC Scout Intelligent Transportation System at the Transportation Management Center (TMC) building. \$2.305 million transferring to MoDOT's operations budget, \$1.705 million from KDOT.	Engineering:	0	0	0	0	0	0	0	0	0
Route: Various		R/W:	0	0	0	0	0	0	0	0	0
Job No.: 4Q3160		Construction:	0	0	0	0	0	0	0	0	0
Length: 0.00	MPO: Y	FFOS:	0	0	0	1,705	0	0	0	0	0
Fund Cat: Flexible & Other	Fed: 2,400 State: 0 Local: 1,705	Payments:	0	0	0	4,105	0	0	0	0	0
Sec Cat: Systems Operations	Awd Date: N/A Anticipated Fed Cat: S.T.P.										
TIP #:	Future Cost: 0 Estimate Total: 4,105										
County: Various	ITS operations, staffing, and equipment for the KC Scout Intelligent Transportation System at the Transportation Management Center (TMC) building. \$2.305 million transferring to MoDOT's Operations Budget. \$1.705 million from KDOT.	Engineering:	0	0	0	0	0	0	0	0	0
Route: Various		R/W:	0	0	0	0	0	0	0	0	0
Job No.: 4Q3161		Construction:	0	0	0	0	0	0	0	0	0
Length: 0.00	MPO: Y	FFOS:	0	0	0	1,705	0	0	0	0	0
Fund Cat: Flexible & Other	Fed: 2,400 State: 0 Local: 1,705	Payments:	0	0	0	4,105	0	0	0	0	0
Sec Cat: Systems Operations	Awd Date: N/A Anticipated Fed Cat: S.T.P.										
TIP #:	Future Cost: 0 Estimate Total: 4,105										

* Subject to the approval of the Transportation Improvement Plan by the governing Metropolitan Planning Organization.

Apr-22-2016

Section 4 - 3

District Kansas City

TMA

Dollars in Thousands



2017-2021 Highway and Bridge Construction Schedule

Transportation Planning

P.O. Box 270
Jefferson City, MO 65102

Construction contingency applied to construction cost in the year the project is awarded.

Three percent project growth factor compounded annually is applied to right-of-way and construction costs in program years 2, 3, 4, and 5.

No inflation is applied to the Funding From Other Sources (FFOS) or Payments.

Engineering includes PE costs, CE costs and R/W incidentals.

						STATE FISCAL YEAR PROJECT BUDGETING					
						Prior Prog.	7/2016-6/2017	7/2017-6/2018	7/2018-6/2019	7/2019-6/2020	7/2020-6/2021
County:	Various	ITS operations, staffing, and equipment for the KC Scout Intelligent Transportation System at the Transportation Management Center (TMC) building. \$2.305 million transferring to MoDOT's operations budget. \$1.705 million from KDOT.				Engineering:	0	0	0	0	0
Route:	Various					R/W:	0	0	0	0	0
Job No.:	4Q3162					Construction:	0	0	0	0	0
Length:	0.00	MPO:	Y			FFOS:	0	0	0	0	1,705
Fund Cat:	Flexible & Other			Fed:	2,400	State:	0	Local:	1,705		
Sec Cat:	Systems Operations	Awd Date:	N/A	Anticipated Fed Cat:	S.T.P.	Payments:	0	0	0	0	4,105
TIP #:		Future Cost:	0	Estimate Total:	4,105						
County:	Various	Payback beginning in SFY 2008 for Safe and Sound bridges in urban Kansas City District.				Engineering:	0	0	0	0	0
Route:	Various					R/W:	61	0	0	0	0
Job No.:	5B0800S					Construction:	0	0	0	0	0
Length:	0.00	MPO:	Y			FFOS:	61	0	0	0	0
Fund Cat:	Taking Care Of System			Fed:	0	State:	18,795	Local:	0		
Sec Cat:	Rehab And Reconst	Awd Date:	N/A	Anticipated Fed Cat:	State	Payments:	22,742	3,759	3,759	3,759	3,759
TIP #:	990107	Future Cost:	25,001 - 50,000	Estimate Total:	41,598						

* Subject to the approval of the Transportation Improvement Plan by the governing Metropolitan Planning Organization.

Apr-22-2016

Section 4 - 4

District Kansas City

TMA

Dollars in Thousands



2017-2021 Highway and Bridge Construction Schedule

Transportation Planning

P.O. Box 270
Jefferson City, MO 65102

Construction contingency applied to construction cost in the year the project is awarded.
Three percent project growth factor compounded annually is applied to right-of-way and construction costs in program years 2, 3, 4, and 5.
No inflation is applied to the Funding From Other Sources (FFOS) or Payments.
Engineering includes PE costs, CE costs and R/W incidentals.

STATE FISCAL YEAR PROJECT BUDGETING						
	Prior Prog.	7/2016- 6/2017	7/2017- 6/2018	7/2018- 6/2019	7/2019- 6/2020	7/2020- 6/2021
FFOS:	61	1,705	1,705	1,705	1,705	1,705
Total R/W:	61	0	0	0	0	0
Total Construction:	0	0	0	0	0	0
Paybacks:	22,742	9,661	9,661	17,161	9,661	9,661
Sub-Total:	22,803	9,661	9,661	17,161	9,661	9,661
Total Engineering:	3	0	0	0	0	0
Grand Total:	22,806	9,661	9,661	17,161	9,661	9,661

	2017	2018	2019	2020	2021
State	4,102	4,102	11,602	4,102	4,102
AC-State	0	0	0	0	0
Local	1,705	1,705	1,705	1,705	1,705
Sub-total State	5,807	5,807	13,307	5,807	5,807

Federal					
Sub-total Federal	3,854	3,854	3,854	3,854	3,854
Grand Total	9,661	9,661	17,161	9,661	9,661

Project Count: 17

* Subject to the approval of the Transportation Improvement Plan by the governing Metropolitan Planning Organization.

Apr-22-2016

Section 4 - 1

District Kansas City

TMA

Dollars in Thousands



2017-2021 Highway and Bridge Construction Schedule

Transportation Planning

P.O. Box 270
Jefferson City, MO 65102

Construction contingency applied to construction cost in the year the project is awarded.
Three percent project growth factor compounded annually is applied to right-of-way and construction costs in program years 2, 3, 4, and 5.

No inflation is applied to the Funding From Other Sources (FFOS) or Payments.

Engineering includes PE costs, CE costs and R/W incidentals.

Kansas City TMA Total

STATE FISCAL YEAR PROJECT BUDGETING					
Prior Prog.	7/2016-6/2017	7/2017-6/2018	7/2018-6/2019	7/2019-6/2020	7/2020-6/2021

FFOS:	2,500	32,470	5,685	5,753	5,791	5,791
Total R/W:	2,636	86	5	0	0	0
Total Construction:	0	148,592	134,252	107,835	12,840	13,514
Paybacks:	22,742	9,661	9,661	17,161	9,661	9,661
Sub-Total:	25,378	158,339	143,918	124,996	22,501	23,175
Total Engineering:	7,715	23,482	15,680	8,661	651	631
Grand Total:	33,093	181,821	159,598	133,657	23,152	23,806

	2017	2018	2019	2020	2021
State	26,971	26,464	29,346	6,341	6,460
AC-State	5,303	0	1,541	0	0
Local	9,122	1,705	1,705	1,705	1,705
Sub-total State	41,396	28,169	32,592	8,046	8,165
Federal					
Sub-total Federal	140,425	131,429	101,065	15,106	15,641
Grand Total	181,821	159,598	133,657	23,152	23,806

Project Count: 123

* Subject to the approval of the Transportation Improvement Plan by the governing Metropolitan Planning Organization.

Apr-22-2016

Section 4 - 1

District Kansas City

TMA

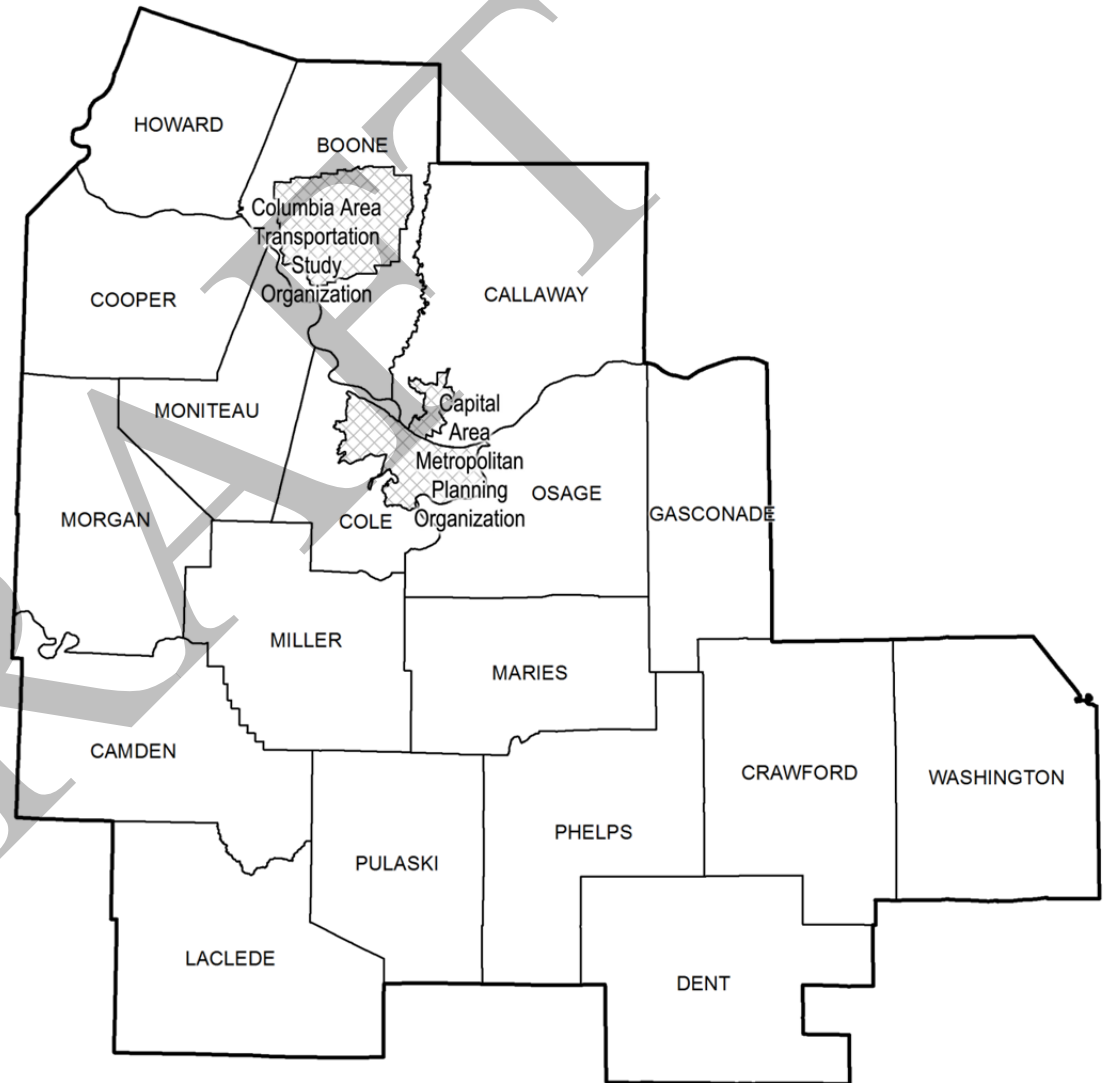
Dollars in Thousands

District Program Summary
Kansas City (Urban)
(Dollars in Millions)

Amounts include construction and right of way, excludes engineering.

State Fiscal Year	2017	2018	2019	2020	2021
Statewide Interstate And Major Bridge - Available					
Statewide Interstate And Major Bridge - FFOS	1.525	1.605	0.000	0.000	0.000
Statewide Interstate And Major Bridge - Fund Transfers	31.243	25.368	0.000	0.000	0.000
Statewide Interstate And Major Bridge - Carryover	-33.140	0.000	0.000	0.000	0.000
Award and Completed Project Adjustments	0.000	0.000	0.000	0.000	0.000
Statewide Interstate And Major Bridge - Total Available	-0.372	26.973	0.000	0.000	0.000
Statewide Interstate And Major Bridge - Programmed	32.768	27.782	0.000	0.000	0.000
Safety - Available	4.052	4.386	4.383	4.482	4.448
Safety - FFOS	1.489	0.000	0.000	2.558	2.558
Safety - Fund Transfers	-0.650	0.000	0.000	0.000	0.000
Safety - Carryover	-0.787	0.000	0.000	0.000	0.000
Award and Completed Project Adjustments	0.630	0.540	0.290	0.079	0.000
Safety - Total Available	4.734	4.926	4.673	7.119	7.006
Safety - Programmed	1.836	1.854	0.162	2.957	3.041
Taking Care Of System - Available	34.590	37.750	37.695	38.555	38.261
Taking Care Of System - FFOS	2.881	2.208	4.048	1.528	1.528
Taking Care Of System - Fund Transfers	34.726	60.975	22.597	0.000	0.000
Taking Care Of System - Carryover	1.561	0.000	0.000	0.000	0.000
Award and Completed Project Adjustments	-1.410	0.580	0.040	0.045	0.000
Taking Care Of System - Total Available	72.348	101.513	64.380	40.128	39.789
Taking Care Of System - Programmed	73.245	103.674	60.559	13.804	14.394
Flexible & Other - Available					
Flexible & Other - FFOS	27.422	2.719	2.553	1.705	1.705
Flexible & Other - Fund Transfers	23.668	8.593	0.000	0.000	0.000
Flexible & Other - Carryover	-13.269	0.000	0.000	0.000	0.000
Award and Completed Project Adjustments	1.230	0.490	-0.700	-33.745	0.000
Flexible & Other - Total Available	39.051	11.802	1.853	-32.040	1.705
Flexible & Other - Programmed	50.490	10.607	64.275	5.740	5.740
Statewide Major Projects & Emerging Needs - Available					
Statewide Major Projects & Emerging Needs - FFOS	0.000	0.000	0.000	0.000	0.000
Statewide Major Projects & Emerging Needs - Fund Transfers	0.000	0.000	0.000	0.000	0.000
Statewide Major Projects & Emerging Needs - Carryover	0.000	0.000	0.000	0.000	0.000
Award and Completed Project Adjustments	0.000	0.000	0.000	0.000	0.000
Statewide Major Projects & Emerging Needs - Total Available	0.000	0.000	0.000	0.000	0.000
Statewide Major Projects & Emerging Needs - Programmed	0.000	0.000	0.000	0.000	0.000
Statewide Amendment 3 - Available					
Statewide Amendment 3 - FFOS	0.000	0.000	0.000	0.000	0.000
Statewide Amendment 3 - Fund Transfers	0.000	0.000	0.000	0.000	0.000
Statewide Amendment 3 - Carryover	6.200	0.000	0.000	0.000	0.000
Award and Completed Project Adjustments	0.000	0.000	0.000	0.000	0.000
Statewide Amendment 3 - Total Available	6.200	0.000	0.000	0.000	0.000
Statewide Amendment 3 - Programmed	0.000	0.000	0.000	0.000	0.000
Total Categorized Funding Available by SFY	121.961	145.214	70.906	15.207	48.500
Total Flexible Funds Available	32.268	2.705	65.894	86.981	80.935
Adjustments	0.450	1.610	-0.370	-33.621	0.000
Carryovers	-39.435				
Total Available by SFY	154.229	147.919	136.800	102.188	129.435
Total Programmed by SFY	158.339	143.917	124.996	22.501	23.175

*Note: Three percent inflation compounded annually applied to program years 2018 - 2021
Two percent construction contingency applied to construction.*



MoDOT's Central District

PROJECT DESCRIPTION KEY

2017-2021 Highway and Bridge Construction Schedule

Construction contingency applied to construction cost in the year the project is awarded.

Three percent project growth factor compounded annually is applied to right-of-way and construction in program years 2, 3, 4, and 5.

No inflation is applied to the Funding From Other Sources (FFOS) or Payments.

Engineering includes PE costs, CE costs, and R/W incidentals.

County:	XX				Engineering:	99	9	0	0	0	0
Route:	XX				R/W:	0	0	99	0	0	0
Job No.:					Construction:	0	0	0	999	0	0
Length:	MPO:	Fed:	State:	Local:	<div>Federal Oversight</div>						
Fund Cat:											
Sec Cat:	Award Date	Anticipated Fed Cat:			FFOS:	0	0	0	99	0	0
TIP#	Future Cost:	Estimate Total:			Payments:	0	99	0	0	0	0

Anticipated Federal Funding Category^

Estimated cost range beyond 2021.

Date project is to be awarded to begin construction (Season and calendar year for 2016 & 2017. SFY only beyond 2017).

Metropolitan Planning Organization (Y/N).

Project description and location.

County location of project.

Route location of project.

Project number used to track project costs.

Total length in 1/100 miles.

Primary Funding Category.*

Secondary Funding Category.**

Transportation Improvement Plan

Projects with full oversight by the Federal Highway Administration.

Total project cost estimate.

Federal, Advanced CN-State, State and Local share of project costs.

Dollars programmed in previous STIPs.

Dollars funded from other sources.

Dollars for construction, utilities and

Dollars for right-of-way (land acquisition).

Dollars to be paid back for accelerating the project or payments to others.

Dollars for engineering that include preliminary engineering, construction engineering and right-of-way incidentals.

*Primary Funding Category:

Take Care of System
Statewide Interstate & Major Bridge
Safety
Statewide Safety
Flexible & Other
Amendment 3

**Secondary Funding Category:

Enhancements
Low Type Resurfacing
N - Ada Trans (ADA Transition Plan)
Preventive Maint (Preventive Maintenance)
Regional
Rehab And Reconst (Rehabilitation and Reconstruction)
Routine Maintenance
Safety
Systems Operations
Thin Lift Overlay
Urban Safety

^Anticipated Federal Funding Category:

CMAQ - Congestion Mitigation and Air Quality.
* Usually 80% Federal & 20% State funds.
Earmark - usually 80% Federal & 20% State funds.
NHFP - National Highway Freight Program.
* Usually 80% Federal & 20% State funds.
NHPP - National Highway Performance Program.
* Usually 80% Federal & 20% State funds.
* Sometimes 90% Federal & 10% State funds.
Safety - usually 90% Federal & 10% State funds.
State - No federal funds, state only funded.
STP - Surface Transportation Block Grant Program.
* Usually 80% Federal & 20% State funds.

(All Costs in Thousands)



2017-2021 Highway and Bridge Construction Schedule

Transportation Planning

P.O. Box 270
Jefferson City, MO 65102

Construction contingency applied to construction cost in the year the project is awarded.

Three percent project growth factor compounded annually is applied to right-of-way and construction costs in program years 2, 3, 4, and 5.

No inflation is applied to the Funding From Other Sources (FFOS) or Payments.

Engineering includes PE costs, CE costs and R/W incidentals.

						STATE FISCAL YEAR PROJECT BUDGETING					
						Prior Prog.	7/2016-6/2017	7/2017-6/2018	7/2018-6/2019	7/2019-6/2020	7/2020-6/2021
County: Boone	Bridge improvements over Grindstone Creek, 0.5 mile east of Hopper Road. Project involves bridge S0352.	Engineering:	21	20	21	134	0	0			
Route: MO 124		R/W:	0	0	5	0	0	0			
Job No.: 5S3053		Construction:	0	0	0	886	0	0			
Length: 0.04	MPO: N	FFOS:	0	0	0	0	0	0			
Fund Cat: Taking Care Of System	Fed: 854 State: 212 Local: 0	Payments:	0	0	0	0	0	0			
Sec Cat: Rehab And Reconst	Awd Date: 2019 Anticipated Fed Cat: NHPP										
TIP #: Future Cost: 0 Estimate Total: 1,087											
County: Boone	Pavement improvements from Rte. 63 to Rte. CC.	Engineering:	1	23	0	0	0	0			
Route: MO 124		R/W:	0	0	0	0	0	0			
Job No.: 5S3161		Construction:	0	364	0	0	0	0			
Length: 13.74	MPO: N	FFOS:	0	0	0	0	0	0			
Fund Cat: Taking Care Of System	AC-State: 310 State: 77 Local: 0	Payments:	0	0	0	0	0	0			
Sec Cat: Thin Lift Overlay	Awd Date: Fall 16 Anticipated Fed Cat: S.T.P.										
TIP #: Future Cost: 0 Estimate Total: 388											
County: Boone	Bridge improvements over Bonne Femme Creek. Project involves bridge A3125.	Engineering:	44	100	302	0	0	0			
Route: US 63		R/W:	0	0	0	0	0	0			
Job No.: 5P3165		Construction:	0	0	2,116	0	0	0			
Length: 0.09	MPO: N	FFOS:	0	0	0	0	0	0			
Fund Cat: Taking Care Of System	Fed: 2,015 State: 503 Local: 0	Payments:	0	0	0	0	0	0			
Sec Cat: Rehab And Reconst	Awd Date: 2018 Anticipated Fed Cat: NHPP										
TIP #: Future Cost: 0 Estimate Total: 2,562											
County: Boone	Pavement improvements on the eastbound and westbound lanes from the Missouri River to near the St. Charles Road interchange in Columbia.	Engineering:	70	599	0	0	0	0			
Route: IS 70		R/W:	0	0	0	0	0	0			
Job No.: 5I3001		Construction:	0	7,889	0	0	0	0			
Length: 15.99	MPO: Y	FFOS:	0	0	0	0	0	0			
Fund Cat: Statewide Interstate And Major Bridge	Fed: 7,639 State: 849 Local: 0	Payments:	0	0	0	0	0	0			
Sec Cat: Preventive Maint	Awd Date: Fall 16 Anticipated Fed Cat: NHPP Federal Oversight										
TIP #: 2015-5 Future Cost: 0 Estimate Total: 8,558											
County: Boone	Pavement improvements from Bus. 70 to Rte. 740 in Columbia.	Engineering:	4	239	0	0	0	0			
Route: MO 763		R/W:	0	55	0	0	0	0			
Job No.: 5S3159		Construction:	0	1,910	0	0	0	0			
Length: 2.03	MPO: Y	FFOS:	0	0	0	0	0	0			
Fund Cat: Taking Care Of System	Fed: 1,763 State: 441 Local: 0	Payments:	0	0	0	0	0	0			
Sec Cat: Thin Lift Overlay	Awd Date: Fall 16 Anticipated Fed Cat: S.T.P.										
TIP #: 2016-15 Future Cost: 0 Estimate Total: 2,208											

* Subject to the approval of the Transportation Improvement Plan by the governing Metropolitan Planning Organization.

Apr-22-2016

Section 4 - 1

District Central

Dollars in Thousands



2017-2021 Highway and Bridge Construction Schedule

Transportation Planning

P.O. Box 270
Jefferson City, MO 65102

Construction contingency applied to construction cost in the year the project is awarded.

Three percent project growth factor compounded annually is applied to right-of-way and construction costs in program years 2, 3, 4, and 5.

No inflation is applied to the Funding From Other Sources (FFOS) or Payments.

Engineering includes PE costs, CE costs and R/W incidentals.

						STATE FISCAL YEAR PROJECT BUDGETING					
						Prior Prog.	7/2016-6/2017	7/2017-6/2018	7/2018-6/2019	7/2019-6/2020	7/2020-6/2021
County: Boone	Pavement improvements from Brown Station Road to the bridge over Loop 70 in Columbia.	Engineering:	4	171	0	0	0	0	0	0	0
Route: RT B		R/W:	0	6	0	0	0	0	0	0	0
Job No.: 5S3155		Construction:	0	1,489	0	0	0	0	0	0	0
Length: 4.41	MPO: Y	FFOS:	0	0	0	0	0	0	0	0	0
Fund Cat: Taking Care Of System	Fed: 1,334 State: 332 Local: 0	Payments:	0	0	0	0	0	0	0	0	0
Sec Cat: Thin Lift Overlay	Awd Date: Fall 16 Anticipated Fed Cat: S.T.P.										
TIP #: 2016-16	Future Cost: 0 Estimate Total: 1,670										
County: Boone	Bridge improvements over I-70. Project involves bridge A0152.	Engineering:	42	105	372	0	0	0	0	0	0
Route: RT BB		R/W:	0	5	0	0	0	0	0	0	0
Job No.: 5S3169		Construction:	0	0	2,521	0	0	0	0	0	0
Length: 0.08	MPO: N	FFOS:	0	0	0	0	0	0	0	0	0
Fund Cat: Taking Care Of System	Fed: 2,402 State: 601 Local: 0	Payments:	0	0	0	0	0	0	0	0	0
Sec Cat: Rehab And Reconst	Awd Date: 2018 Anticipated Fed Cat: NHPP										
TIP #: 2016-16	Future Cost: 0 Estimate Total: 3,045										
County: Callaway	Bridge improvements from 2.2 miles south of Rte. BB to I-70 near Fulton. Project involves bridges L0964, H0284, A2109, A2110, A2111, A2112, A2911, and A2913.	Engineering:	20	842	0	0	0	0	0	0	0
Route: US 54		R/W:	0	0	0	0	0	0	0	0	0
Job No.: 5P3119		Construction:	0	6,002	0	0	0	0	0	0	0
Length: 0.41	MPO: N	FFOS:	0	0	0	0	0	0	0	0	0
Fund Cat: Taking Care Of System	Fed: 5,476 State: 1,368 Local: 0	Payments:	0	0	0	0	0	0	0	0	0
Sec Cat: Preventive Maint	Awd Date: Spring 17 Anticipated Fed Cat: NHPP										
TIP #: 2016-16	Future Cost: 0 Estimate Total: 6,864										
County: Callaway	Pavement and ADA Transition Plan improvements from Rte. H to Rte. 54 at Fulton. Two disconnected sections. \$1,099,386 Statewide Transportation Alternative funds.	Engineering:	0	12	196	0	0	0	0	0	0
Route: BU 54		R/W:	0	9	0	0	0	0	0	0	0
Job No.: 5S3207		Construction:	0	0	3,288	0	0	0	0	0	0
Length: 4.83	MPO: N	FFOS:	0	0	1,099	0	0	0	0	0	0
Fund Cat: Taking Care Of System	Fed: 2,804 State: 701 Local: 0	Payments:	0	0	0	0	0	0	0	0	0
Sec Cat: Thin Lift Overlay	Awd Date: Fall 17 Anticipated Fed Cat: NHPP										
TIP #: 2016-16	Future Cost: 0 Estimate Total: 3,505										
County: Callaway	Bridge improvements on the southbound lanes over the Katy Trail, 3 miles north of Rte. 54. Project involves bridge G0976.	Engineering:	5	157	0	0	0	0	0	0	0
Route: US 63		R/W:	0	0	0	0	0	0	0	0	0
Job No.: 5L3075C		Construction:	0	1,169	0	0	0	0	0	0	0
Length: 0.10	MPO: N	FFOS:	0	0	0	0	0	0	0	0	0
Fund Cat: Taking Care Of System	Fed: 1,061 State: 265 Local: 0	Payments:	0	0	0	0	0	0	0	0	0
Sec Cat: Rehab And Reconst	Awd Date: Spring 17 Anticipated Fed Cat: NHPP										
TIP #: 2016-16	Future Cost: 0 Estimate Total: 1,331										

* Subject to the approval of the Transportation Improvement Plan by the governing Metropolitan Planning Organization.

Apr-22-2016

Section 4 - 2

District Central

Dollars in Thousands



2017-2021 Highway and Bridge Construction Schedule

Transportation Planning

P.O. Box 270
Jefferson City, MO 65102

Construction contingency applied to construction cost in the year the project is awarded.

Three percent project growth factor compounded annually is applied to right-of-way and construction costs in program years 2, 3, 4, and 5.

No inflation is applied to the Funding From Other Sources (FFOS) or Payments.

Engineering includes PE costs, CE costs and R/W incidentals.

Construction contingency applied to construction cost in the year the project is awarded. Three percent project growth factor compounded annually is applied to right-of-way and construction costs in program years 2, 3, 4, and 5. No inflation is applied to the Funding From Other Sources (FFOS) or Payments. Engineering includes PE costs, CE costs and R/W incidentals.							STATE FISCAL YEAR PROJECT BUDGETING							
							Prior Prog.	7/2016- 6/2017	7/2017- 6/2018	7/2018- 6/2019	7/2019- 6/2020	7/2020- 6/2021		
County: Callaway Route: IS 70 Job No.: 5I3137 Length: 11.50 MPO: N Fund Cat: Taking Care Of System Sec Cat: Preventive Maint TIP #:	Pavement improvements on eastbound and westbound lanes from the bridge over Cedar Creek to east of Rte. 54						Engineering:	5	5	5	71	358	0	
							R/W:	0	0	0	0	0	0	0
							Construction:	0	0	0	0	6,538	0	0
						Fed: 6,278 State: 699 Local: 0	FFOS:	0	0	0	0	0	0	0
						Anticipated Fed Cat: NHPP Federal Oversight	Payments:	0	0	0	0	0	0	0
						Future Cost: 0 Estimate Total: 6,982								
County: Callaway Route: RT B Job No.: 5S3187 Length: 26.57 MPO: N Fund Cat: Taking Care Of System Sec Cat: Thin Lift Overlay TIP #:	Pavement improvements from Rte. 54 to Montgomery County line. Includes Rte. E from Rte. DD to Rte. 54.						Engineering:	0	2	107	0	0	0	
							R/W:	0	0	0	0	0	0	0
						AC-State: 1,674 State: 418 Local: 0	Construction:	0	0	1,983	0	0	0	0
						Anticipated Fed Cat: S.T.P.	FFOS:	0	0	0	0	0	0	0
						Future Cost: 0 Estimate Total: 2,092	Payments:	0	0	0	0	0	0	0
County: Callaway Route: RT H Job No.: 5S3138 Length: 0.22 MPO: N Fund Cat: Taking Care Of System Sec Cat: Rehab And Reconst TIP #:	Bridge improvements over Davis Creek. Project involves bridge T0812.						Engineering:	29	158	0	0	0	0	
						Fed: 773 State: 192 Local: 0	R/W:	0	1	0	0	0	0	0
						Anticipated Fed Cat: NHPP	Construction:	0	806	0	0	0	0	0
						Future Cost: 0 Estimate Total: 994	FFOS:	0	0	0	0	0	0	0
							Payments:	0	0	0	0	0	0	0
County: Callaway Route: RT M Job No.: 5S3177 Length: 0.09 MPO: N Fund Cat: Taking Care Of System Sec Cat: Rehab And Reconst TIP #:	Bridge improvements over Auxvasse Creek. Project involves bridge R0607.						Engineering:	10	20	21	146	0	0	
						Fed: 900 State: 224 Local: 0	R/W:	0	0	1	0	0	0	0
						Anticipated Fed Cat: NHPP	Construction:	0	0	0	936	0	0	0
						Future Cost: 0 Estimate Total: 1,134	FFOS:	0	0	0	0	0	0	0
							Payments:	0	0	0	0	0	0	0
County: Callaway Route: RT O Job No.: 5S3058 Length: 0.31 MPO: N Fund Cat: Taking Care Of System Sec Cat: Rehab And Reconst TIP #:	Bridge improvements over Crows Fork Creek. Includes bridge improvements on Rte. UU over Crows Fork Creek. Project involves bridges A1959 and N0410.						Engineering:	77	166	0	0	0	0	
						Fed: 1,162 State: 290 Local: 0	R/W:	0	1	0	0	0	0	0
						Anticipated Fed Cat: NHPP	Construction:	0	1,285	0	0	0	0	0
						Future Cost: 0 Estimate Total: 1,529	FFOS:	0	0	0	0	0	0	0
							Payments:	0	0	0	0	0	0	0

* Subject to the approval of the Transportation Improvement Plan by the governing Metropolitan Planning Organization.

Apr-22-2016

Section 4 - 3

District Central

Dollars in Thousands



2017-2021 Highway and Bridge Construction Schedule

Transportation Planning

P.O. Box 270
Jefferson City, MO 65102

Construction contingency applied to construction cost in the year the project is awarded.

Three percent project growth factor compounded annually is applied to right-of-way and construction costs in program years 2, 3, 4, and 5.

No inflation is applied to the Funding From Other Sources (FFOS) or Payments.

Engineering includes PE costs, CE costs and R/W incidentals.

Construction contingency applied to construction cost in the year the project is awarded. Three percent project growth factor compounded annually is applied to right-of-way and construction costs in program years 2, 3, 4, and 5. No inflation is applied to the Funding From Other Sources (FFOS) or Payments. Engineering includes PE costs, CE costs and R/W incidentals.							STATE FISCAL YEAR PROJECT BUDGETING					
							Prior Prog.	7/2016- 6/2017	7/2017- 6/2018	7/2018- 6/2019	7/2019- 6/2020	7/2020- 6/2021
County: Camden Route: MO 5 Job No.: 5P3126 Length: 5.11 MPO: N Fund Cat: Taking Care Of System AC-State: 2,386 State: 597 Local: 0 Sec Cat: Thin Lift Overlay Awd Date: 2018 Anticipated Fed Cat: NHPP TIP #: Future Cost: 0 Estimate Total: 2,993	Engineering: R/W: Construction: FFOS: Payments:	10 0 0 0 0	10 0 0 0 0	170 0 2,803 0 0	0 0 0 0 0	0 0 0 0 0						
County: Camden Route: MO 5 Job No.: 5P3210 Length: 21.66 MPO: N Fund Cat: Taking Care Of System AC-State: 186 State: 47 Local: 0 Sec Cat: Thin Lift Overlay Awd Date: 2018 Anticipated Fed Cat: NHPP TIP #: Future Cost: 0 Estimate Total: 233	Engineering: R/W: Construction: FFOS: Payments:	0 0 0 0 0	4 0 0 0 0	21 0 208 0 0	0 0 0 0 0	0 0 0 0 0						
County: Camden Route: US 54 Job No.: 5P3125 Length: 16.59 MPO: N Fund Cat: Taking Care Of System AC-State: 4,439 State: 1,109 Local: 0 Sec Cat: Thin Lift Overlay Awd Date: Fall 16 Anticipated Fed Cat: NHPP TIP #: Future Cost: 0 Estimate Total: 5,573	Engineering: R/W: Construction: FFOS: Payments:	25 0 0 0 0	312 0 5,236 0 0	0 0 0 0 0	0 0 0 0 0	0 0 0 0 0						
County: Camden Route: OR 54 Job No.: 5S3139 Length: 0.18 MPO: N Fund Cat: Taking Care Of System AC-State: 1,075 State: 269 Local: 0 Sec Cat: Rehab And Reconst Awd Date: Spring 17 Anticipated Fed Cat: S.T.P. TIP #: Future Cost: 0 Estimate Total: 1,359	Engineering: R/W: Construction: FFOS: Payments:	15 0 0 0 0	351 10 983 0 0	0 0 0 0 0	0 0 0 0 0	0 0 0 0 0						
County: Camden Route: RT A Job No.: 5S3147 Length: 0.12 MPO: N Fund Cat: Taking Care Of System Fed: 1,002 State: 250 Local: 0 Sec Cat: Rehab And Reconst Awd Date: Winter 17 Anticipated Fed Cat: NHPP TIP #: Future Cost: 0 Estimate Total: 1,270	Engineering: R/W: Construction: FFOS: Payments:	18 0 0 0 0	170 0 1,082 0 0	0 0 0 0 0	0 0 0 0 0	0 0 0 0 0						

* Subject to the approval of the Transportation Improvement Plan by the governing Metropolitan Planning Organization.

Apr-22-2016

Section 4 - 4

District Central

Dollars in Thousands



2017-2021 Highway and Bridge Construction Schedule

Transportation Planning

P.O. Box 270
Jefferson City, MO 65102

Construction contingency applied to construction cost in the year the project is awarded.

Three percent project growth factor compounded annually is applied to right-of-way and construction costs in program years 2, 3, 4, and 5.

No inflation is applied to the Funding From Other Sources (FFOS) or Payments.

Engineering includes PE costs, CE costs and R/W incidentals.

Construction contingency applied to construction cost in the year the project is awarded. Three percent project growth factor compounded annually is applied to right-of-way and construction costs in program years 2, 3, 4, and 5. No inflation is applied to the Funding From Other Sources (FFOS) or Payments. Engineering includes PE costs, CE costs and R/W incidentals.						STATE FISCAL YEAR PROJECT BUDGETING					
						Prior Prog.	7/2016- 6/2017	7/2017- 6/2018	7/2018- 6/2019	7/2019- 6/2020	7/2020- 6/2021
County: Camden	Bridge improvements over Bank Branch. Project involves bridge N0611.					Engineering:	44	367	0	0	0
Route: RT D						R/W:	0	1	0	0	0
Job No.: 5S3142						Construction:	0	980	0	0	0
Length: 0.10	MPO: N				Fed: 1,079	State: 269	Local: 0	FFOS:	0	0	0
Fund Cat: Taking Care Of System						Payments:	0	0	0	0	0
Sec Cat: Rehab And Reconst	Awd Date: Spring 17	Anticipated Fed Cat: NHPP									
TIP #:	Future Cost: 0	Estimate Total: 1,392									
County: Camden	Pavement and shoulder improvements from Rte. 5 to end of state maintenance. Includes pavement and shoulder improvements on Rte. TT to end of state maintenance and on Rte. MM from Rte. TT to 0.5 mile west of the Lake of the Ozarks Community Bridge.					Engineering:	67	597	0	0	0
Route: RT F						R/W:	0	0	0	0	0
Job No.: 5S3148						Construction:	0	2,584	0	0	0
Length: 14.04	MPO: N				AC-State: 2,545	State: 636	Local: 0	FFOS:	0	0	0
Fund Cat: Taking Care Of System						Payments:	0	0	0	0	0
Sec Cat: Thin Lift Overlay	Awd Date: Fall 16	Anticipated Fed Cat: S.T.P.									
TIP #:	Future Cost: 0	Estimate Total: 3,248									
County: Camden	Bridge improvements over Niangua and Rainwater Branch 3.6 miles south of Rte. 7. Project involves bridges S0391 and S0392.					Engineering:	28	238	494	0	0
Route: RT J						R/W:	0	164	0	0	0
Job No.: 5S0276						Construction:	0	0	3,119	0	0
Length: 0.70	MPO: N				Fed: 3,211	State: 804	Local: 0	FFOS:	0	0	0
Fund Cat: Taking Care Of System						Payments:	0	0	0	0	0
Sec Cat: Rehab And Reconst	Awd Date: 2018	Anticipated Fed Cat: NHPP									
TIP #:	Future Cost: 0	Estimate Total: 4,043									
County: Camden	Pavement improvements from 0.2 mile north of Rte. 54 to Rte. 7.					Engineering:	2	30	0	0	0
Route: RT V						R/W:	0	0	0	0	0
Job No.: 5S3158						Construction:	0	428	0	0	0
Length: 6.60	MPO: N				AC-State: 366	State: 92	Local: 0	FFOS:	0	0	0
Fund Cat: Taking Care Of System						Payments:	0	0	0	0	0
Sec Cat: Thin Lift Overlay	Awd Date: Fall 16	Anticipated Fed Cat: S.T.P.									
TIP #:	Future Cost: 0	Estimate Total: 460									
County: Cole	Pavement and shoulder improvements from Rte. 54 to Rte. 52. Includes pavement improvements on Rte. H from Rte. 17 to end of state maintenance.					Engineering:	0	41	491	0	0
Route: MO 17						R/W:	0	0	0	0	0
Job No.: 5P3194						Construction:	0	0	2,370	0	0
Length: 15.71	MPO: N				AC-State: 2,322	State: 580	Local: 0	FFOS:	0	0	0
Fund Cat: Taking Care Of System						Payments:	0	0	0	0	0
Sec Cat: Thin Lift Overlay	Awd Date: Fall 17	Anticipated Fed Cat: S.T.P.									
TIP #:	Future Cost: 0	Estimate Total: 2,902									

* Subject to the approval of the Transportation Improvement Plan by the governing Metropolitan Planning Organization.

Apr-22-2016

Section 4 - 5

District Central

Dollars in Thousands



2017-2021 Highway and Bridge Construction Schedule

Transportation Planning

P.O. Box 270
Jefferson City, MO 65102

Construction contingency applied to construction cost in the year the project is awarded.

Three percent project growth factor compounded annually is applied to right-of-way and construction costs in program years 2, 3, 4, and 5.

No inflation is applied to the Funding From Other Sources (FFOS) or Payments.

Engineering includes PE costs, CE costs and R/W incidentals.

Construction contingency applied to construction cost in the year the project is awarded. Three percent project growth factor compounded annually is applied to right-of-way and construction costs in program years 2, 3, 4, and 5. No inflation is applied to the Funding From Other Sources (FFOS) or Payments. Engineering includes PE costs, CE costs and R/W incidentals.										STATE FISCAL YEAR PROJECT BUDGETING					
										Prior Prog.	7/2016- 6/2017	7/2017- 6/2018	7/2018- 6/2019	7/2019- 6/2020	7/2020- 6/2021
County: Cole Route: US 50 Job No.: 5P3056 Length: 0.44 MPO: Y Fund Cat: Safety Sec Cat: Safety TIP #: 2017-01	Intersection improvements at Liberty Road in Jefferson City.					Engineering: 20 R/W: 0 Construction: 0 FFOS: 0 Payments: 0	63 0 438 0 0	0 0 0 0 0	0 0 0 0 0	0 0 0 0 0					
Fed: 451 State: 50 Local: 0 Awd Date: Fall 16 Anticipated Fed Cat: Safety Future Cost: 0 Estimate Total: 521															
County: Cole Route: US 50 Job No.: 5P3127 Length: 6.14 MPO: Y Fund Cat: Taking Care Of System Sec Cat: Thin Lift Overlay TIP #: 2016-06	Pavement improvements eastbound from east of Moreau River to Lisletown Road and westbound from near Osage River to Moreau River at Jefferson City.					Engineering: 20 R/W: 0 Construction: 0 FFOS: 0 Payments: 0	173 0 2,621 0 0	0 0 0 0 0	0 0 0 0 0	0 0 0 0 0					
Fed: 2,235 State: 559 Local: 0 Awd Date: Fall 16 Anticipated Fed Cat: NHPP Future Cost: 0 Estimate Total: 2,814															
County: Cole Route: OR 50 Job No.: 5P3200 Length: 4.16 MPO: Y Fund Cat: Taking Care Of System Sec Cat: Thin Lift Overlay TIP #: 2017-03	Pavement improvements on Rte. 50 Outer Roads in Jefferson City. Includes ramps at Rte. 50 and Truman Boulevard interchange. Includes a portion of Missouri Boulevard, a portion of Truman Boulevard, and a portion of Big Horn Drive.					Engineering: 0 R/W: 0 Construction: 0 FFOS: 0 Payments: 0	1 0 0 0 0	58 0 932 0 0	0 0 0 0 0	0 0 0 0 0					
AC-State: 794 State: 197 Local: 0 Awd Date: Fall 17 Anticipated Fed Cat: S.T.P. Future Cost: 0 Estimate Total: 991															
County: Cole Route: US 54 Job No.: 5P3118 Length: 1.38 MPO: Y Fund Cat: Taking Care Of System Sec Cat: Thin Lift Overlay TIP #: 2016-07	Pavement improvements on the eastbound and westbound lanes from near Stadium Boulevard in Jefferson City to the Missouri River.					Engineering: 10 R/W: 0 Construction: 0 FFOS: 0 Payments: 0	10 0 0 0 0	112 0 1,823 0 0	0 0 0 0 0	0 0 0 0 0					
AC-State: 1,555 State: 390 Local: 0 Awd Date: Fall 17 Anticipated Fed Cat: NHPP Future Cost: 0 Estimate Total: 1,955															
County: Cole Route: US 54 Job No.: 5P3121 Length: 11.34 MPO: Y Fund Cat: Taking Care Of System Sec Cat: Thin Lift Overlay TIP #: 2016-08	Pavement improvements on the eastbound and westbound lanes from Rte. E to near Stadium Boulevard in Jefferson City.					Engineering: 25 R/W: 0 Construction: 0 FFOS: 0 Payments: 0	10 0 0 0 0	10 0 0 0 0	212 0 3,581 0 0	0 0 0 0 0					
Fed: 3,051 State: 762 Local: 0 Awd Date: 2019 Anticipated Fed Cat: NHPP Future Cost: 0 Estimate Total: 3,838															

* Subject to the approval of the Transportation Improvement Plan by the governing Metropolitan Planning Organization.

Apr-22-2016

Section 4 - 6

District Central

Dollars in Thousands



2017-2021 Highway and Bridge Construction Schedule

Transportation Planning

P.O. Box 270
Jefferson City, MO 65102

Construction contingency applied to construction cost in the year the project is awarded.

Three percent project growth factor compounded annually is applied to right-of-way and construction costs in program years 2, 3, 4, and 5.

No inflation is applied to the Funding From Other Sources (FFOS) or Payments.

Engineering includes PE costs, CE costs and R/W incidentals.

						STATE FISCAL YEAR PROJECT BUDGETING					
						Prior Prog.	7/2016-6/2017	7/2017-6/2018	7/2018-6/2019	7/2019-6/2020	7/2020-6/2021
County: Cole	Pavement improvements on the eastbound and westbound lanes from Miller County to	Engineering:	25	10	268	0	0	0	0	0	0
Route: US 54	Rte. E.	R/W:	0	0	0	0	0	0	0	0	0
Job No.: 5P3128		Construction:	0	0	4,329	0	0	0	0	0	0
Length: 7.23	MPO: N	FFOS:	0	0	0	0	0	0	0	0	0
Fund Cat: Taking Care Of System	AC-State: 3,686 State: 921 Local: 0	Payments:	0	0	0	0	0	0	0	0	0
Sec Cat: Thin Lift Overlay	Awd Date: Fall 17 Anticipated Fed Cat: NHPP Federal Oversight										
TIP #: Future Cost: 0 Estimate Total: 4,632											
County: Cole	Pavement and shoulder improvements from Lorenzo Green Drive in Jefferson City to	Engineering:	108	1,134	0	0	0	0	0	0	0
Route: RT B	Rte. 133 in Meta.	R/W:	0	29	0	0	0	0	0	0	0
Job No.: 5S3149		Construction:	0	4,888	0	0	0	0	0	0	0
Length: 19.63	MPO: Y	FFOS:	0	0	0	0	0	0	0	0	0
Fund Cat: Taking Care Of System	Fed: 4,841 State: 1,210 Local: 0	Payments:	0	0	0	0	0	0	0	0	0
Sec Cat: Thin Lift Overlay	Awd Date: Winter 17 Anticipated Fed Cat: S.T.P.										
TIP #: 2016-17 Future Cost: 0 Estimate Total: 6,159											
County: Cole	Bridge improvements at Dix Road over Rte. 50 in Jefferson City. Project involves bridge	Engineering:	22	5	5	68	0	0	0	0	0
Route: CST DIX RD	A1187.	R/W:	0	0	0	0	0	0	0	0	0
Job No.: 5P3015		Construction:	0	0	0	975	0	0	0	0	0
Length: 0.06	MPO: Y	FFOS:	0	0	0	0	0	0	0	0	0
Fund Cat: Taking Care Of System	Fed: 842 State: 211 Local: 0	Payments:	0	0	0	0	0	0	0	0	0
Sec Cat: Rehab And Reconst	Awd Date: 2019 Anticipated Fed Cat: NHPP Federal Oversight										
TIP #: 2013-05 Future Cost: 0 Estimate Total: 1,075											
County: Cole	Bridge improvements over Rte. 50 near Taos. Project involves bridge A3200.	Engineering:	35	189	0	0	0	0	0	0	0
Route: RT J		R/W:	0	0	0	0	0	0	0	0	0
Job No.: 5S3146		Construction:	0	1,207	0	0	0	0	0	0	0
Length: 0.07	MPO: Y	FFOS:	0	0	0	0	0	0	0	0	0
Fund Cat: Taking Care Of System	Fed: 1,117 State: 279 Local: 0	Payments:	0	0	0	0	0	0	0	0	0
Sec Cat: Rehab And Reconst	Awd Date: Winter 17 Anticipated Fed Cat: NHPP										
TIP #: 2016-16 Future Cost: 0 Estimate Total: 1,431											
County: Cooper	Bridge improvements over Petite Saline Creek. Project involves bridge A1831.	Engineering:	36	20	52	225	0	0	0	0	0
Route: MO 179		R/W:	0	0	1	0	0	0	0	0	0
Job No.: 5S3173		Construction:	0	0	0	1,588	0	0	0	0	0
Length: 0.10	MPO: N	FFOS:	0	0	0	0	0	0	0	0	0
Fund Cat: Taking Care Of System	Fed: 1,509 State: 377 Local: 0	Payments:	0	0	0	0	0	0	0	0	0
Sec Cat: Rehab And Reconst	Awd Date: 2019 Anticipated Fed Cat: NHPP										
TIP #: Future Cost: 0 Estimate Total: 1,922											

* Subject to the approval of the Transportation Improvement Plan by the governing Metropolitan Planning Organization.

Apr-22-2016

Section 4 - 7

District Central

Dollars in Thousands



2017-2021 Highway and Bridge Construction Schedule

Transportation Planning

P.O. Box 270
Jefferson City, MO 65102

Construction contingency applied to construction cost in the year the project is awarded.

Three percent project growth factor compounded annually is applied to right-of-way and construction costs in program years 2, 3, 4, and 5.

No inflation is applied to the Funding From Other Sources (FFOS) or Payments.

Engineering includes PE costs, CE costs and R/W incidentals.

Construction contingency applied to construction cost in the year the project is awarded. Three percent project growth factor compounded annually is applied to right-of-way and construction costs in program years 2, 3, 4, and 5. No inflation is applied to the Funding From Other Sources (FFOS) or Payments. Engineering includes PE costs, CE costs and R/W incidentals.							STATE FISCAL YEAR PROJECT BUDGETING					
							Prior Prog.	7/2016- 6/2017	7/2017- 6/2018	7/2018- 6/2019	7/2019- 6/2020	7/2020- 6/2021
County: Cooper Route: MO 5 Job No.: 5P3170 Length: 19.75 MPO: N Fund Cat: Taking Care Of System Sec Cat: Thin Lift Overlay TIP #:	Pavement and shoulder improvements from I-70 to Rte. 50. \$2,312,000 from Open Container funds.						Engineering: 43	310	0	0	0	0
							R/W: 0	0	0	0	0	0
							Construction: 0	4,767	0	0	0	0
							FFOS: 0	2,312	0	0	0	0
							Payments: 0	0	0	0	0	0
County: Cooper Route: IS 70 Job No.: 0130031 Length: 78.03 MPO: Y Fund Cat: Statewide Interstate And Major Bridge Sec Cat: Preventive Maint TIP #:	Job Order Contracting for pavement repair in Cooper, Boone and Callaway Counties.						Engineering: 0	18	0	0	0	
							R/W: 0	0	0	0	0	0
							Construction: 0	250	0	0	0	0
							FFOS: 0	0	0	0	0	0
							Payments: 0	0	0	0	0	0
County: Cooper Route: IS 70 Job No.: 5I3000 Length: 0.40 MPO: N Fund Cat: Statewide Interstate And Major Bridge Sec Cat: Preventive Maint TIP #:	Partial repainting of bridge and replacement of expansion devices over the Missouri River. Project involves bridge L0962.						Engineering: 51	100	400	1,267	0	0
							R/W: 0	0	0	0	0	0
							Construction: 0	0	0	12,462	0	0
							FFOS: 0	0	0	0	0	0
							Payments: 0	0	0	0	0	0
County: Cooper Route: MO 87 Job No.: 5S3166 Length: 0.09 MPO: N Fund Cat: Taking Care Of System Sec Cat: Rehab And Reconst TIP #:	Bridge improvements over I-70. Project involves bridge A0150.						Engineering: 40	101	338	0	0	0
							R/W: 0	5	0	0	0	0
							Construction: 0	0	2,358	0	0	0
							FFOS: 0	0	0	0	0	0
							Payments: 0	0	0	0	0	0
County: Cooper Route: RT B Job No.: 5S3145 Length: 0.27 MPO: N Fund Cat: Taking Care Of System Sec Cat: Rehab And Reconst TIP #:	Bridge improvements over Petite Saline Creek. Project involves bridge A1691.						Engineering: 20	123	0	0	0	0
							R/W: 0	0	0	0	0	0
							Construction: 0	958	0	0	0	0
							FFOS: 0	0	0	0	0	0
							Payments: 0	0	0	0	0	0

* Subject to the approval of the Transportation Improvement Plan by the governing Metropolitan Planning Organization.

Apr-22-2016

Section 4 - 8

District Central

Dollars in Thousands



2017-2021 Highway and Bridge Construction Schedule

Transportation Planning

P.O. Box 270
Jefferson City, MO 65102

Construction contingency applied to construction cost in the year the project is awarded.

Three percent project growth factor compounded annually is applied to right-of-way and construction costs in program years 2, 3, 4, and 5.

No inflation is applied to the Funding From Other Sources (FFOS) or Payments.

Engineering includes PE costs, CE costs and R/W incidentals.

Construction contingency applied to construction cost in the year the project is awarded. Three percent project growth factor compounded annually is applied to right-of-way and construction costs in program years 2, 3, 4, and 5. No inflation is applied to the Funding From Other Sources (FFOS) or Payments. Engineering includes PE costs, CE costs and R/W incidentals.						STATE FISCAL YEAR PROJECT BUDGETING					
						Prior Prog.	7/2016-	7/2017-	7/2018-	7/2019-	7/2020-
							6/2017	6/2018	6/2019	6/2020	6/2021
County: Cooper Route: RT M Job No.: 5S3076 Length: 0.14 MPO: N Fund Cat: Taking Care Of System Fed: 3,640 State: 911 Local: 0 Sec Cat: Rehab And Reconst Awd Date: 2019 Anticipated Fed Cat: NHPP TIP #: Future Cost: 0 Estimate Total: 4,572	Engineering: R/W: Construction: FFOS: Payments:	21 0 0 0 0	50 0 0 0 0	152 15 0 0 0	516 0 3,818 0 0	0 0 0 0 0					
County: Cooper Route: RT O Job No.: 5S3202 Length: 24.36 MPO: N Fund Cat: Taking Care Of System AC-State: 1,215 State: 303 Local: 0 Sec Cat: Thin Lift Overlay Awd Date: Fall 16 Anticipated Fed Cat: S.T.P. TIP #: Future Cost: 0 Estimate Total: 1,518	Engineering: R/W: Construction: FFOS: Payments:	0 0 0 0 0	102 0 1,416 0 0	0 0 0 0 0	0 0 0 0 0	0 0 0 0 0					
County: Cooper Route: RT Z Job No.: 5S3052B Length: 0.04 MPO: N Fund Cat: Taking Care Of System AC-State: 138 State: 34 Local: 0 Sec Cat: Preventive Maint Awd Date: Spring 17 Anticipated Fed Cat: S.T.P. TIP #: Future Cost: 0 Estimate Total: 174	Engineering: R/W: Construction: FFOS: Payments:	2 0 0 0 0	21 0 151 0 0	0 0 0 0 0	0 0 0 0 0	0 0 0 0 0					
County: Crawford Route: MO 19 Job No.: 5S3040 Length: 0.10 MPO: N Fund Cat: Taking Care Of System Fed: 1,012 State: 251 Local: 0 Sec Cat: Rehab And Reconst Awd Date: Winter 17 Anticipated Fed Cat: NHPP TIP #: Future Cost: 0 Estimate Total: 1,280	Engineering: R/W: Construction: FFOS: Payments:	17 0 0 0 0	344 22 897 0 0	0 0 0 0 0	0 0 0 0 0	0 0 0 0 0					
County: Crawford Route: OR 44 Job No.: 5S3192 Length: 0.03 MPO: N Fund Cat: Taking Care Of System AC-State: 121 State: 29 Local: 0 Sec Cat: Routine Maintenance Awd Date: Spring 17 Anticipated Fed Cat: S.T.P. TIP #: Future Cost: 0 Estimate Total: 150	Engineering: R/W: Construction: FFOS: Payments:	0 0 0 0 0	23 0 127 0 0	0 0 0 0 0	0 0 0 0 0	0 0 0 0 0					

* Subject to the approval of the Transportation Improvement Plan by the governing Metropolitan Planning Organization.

Apr-22-2016

Section 4 - 9

District Central

Dollars in Thousands



2017-2021 Highway and Bridge Construction Schedule

Transportation Planning

P.O. Box 270
Jefferson City, MO 65102

Construction contingency applied to construction cost in the year the project is awarded.

Three percent project growth factor compounded annually is applied to right-of-way and construction costs in program years 2, 3, 4, and 5.

No inflation is applied to the Funding From Other Sources (FFOS) or Payments.

Engineering includes PE costs, CE costs and R/W incidentals.

						STATE FISCAL YEAR PROJECT BUDGETING					
						Prior Prog.	7/2016- 6/2017	7/2017- 6/2018	7/2018- 6/2019	7/2019- 6/2020	7/2020- 6/2021
County:	Crawford	Pavement and shoulder improvements from Rte. 19 to Rte. 32 in Iron County. Includes pavement improvements on Rte. 19 from near the Gasconade County line to Rte. 49.				Engineering:	0	88	425	0	0
Route:	MO 49					R/W:	0	0	0	0	0
Job No.:	5P3214					Construction:	0	0	4,883	0	0
Length:	49.17	MPO:	N			FFOS:	0	0	0	0	0
Fund Cat:	Taking Care Of System	AC-State:	4,316	State:	1,080	Local:	0				
Sec Cat:	Thin Lift Overlay	Awd Date:	2018	Anticipated Fed Cat:	S.T.P.	Payments:	0	0	0	0	0
TIP #:		Future Cost:	0	Estimate Total:	5,396						
County:	Crawford	Pavement improvements from 0.2 mile east of Rte. 19 south junction at Steelville to Rte. AA in Washington County.				Engineering:	28	221	0	0	0
Route:	MO 8					R/W:	0	0	0	0	0
Job No.:	5P3133					Construction:	0	3,220	0	0	0
Length:	25.62	MPO:	N			FFOS:	0	0	0	0	0
Fund Cat:	Taking Care Of System	AC-State:	2,752	State:	689	Local:	0				
Sec Cat:	Thin Lift Overlay	Awd Date:	Fall 16	Anticipated Fed Cat:	NHPP	Payments:	0	0	0	0	0
TIP #:		Future Cost:	0	Estimate Total:	3,469						
County:	Crawford	Pavement improvements from 1 mile east of the Meramec River to 0.2 mile east of Rte. 19 south junction at Steelville. Includes pavement improvements on Rte. 19 at Steelville from Rte. 8 to near Mill Springs Drive.				Engineering:	6	45	0	0	0
Route:	MO 8					R/W:	0	0	0	0	0
Job No.:	5P3135					Construction:	0	664	0	0	0
Length:	9.94	MPO:	N			FFOS:	0	0	0	0	0
Fund Cat:	Taking Care Of System	AC-State:	567	State:	142	Local:	0				
Sec Cat:	Thin Lift Overlay	Awd Date:	Fall 16	Anticipated Fed Cat:	NHPP	Payments:	0	0	0	0	0
TIP #:		Future Cost:	0	Estimate Total:	715						
County:	Crawford	Bridge improvements over Crooked Creek. Project involves bridge T0530.				Engineering:	50	349	0	0	0
Route:	RT M					R/W:	0	10	0	0	0
Job No.:	5S3143					Construction:	0	985	0	0	0
Length:	0.24	MPO:	N			FFOS:	0	0	0	0	0
Fund Cat:	Taking Care Of System	Fed:	1,076	State:	268	Local:	0				
Sec Cat:	Rehab And Reconst	Awd Date:	Winter 17	Anticipated Fed Cat:	NHPP	Payments:	0	0	0	0	0
TIP #:		Future Cost:	0	Estimate Total:	1,394						
County:	Crawford	Pavement improvements from Rte. 8 to Rte. 49 in Iron County. Includes Rte. V from Rte. 49 to Rte. Y and Rte. P from Rte. C to Rte. 19.				Engineering:	5	90	0	0	0
Route:	RT Y					R/W:	0	0	0	0	0
Job No.:	5S3154					Construction:	0	1,309	0	0	0
Length:	34.82	MPO:	N			FFOS:	0	0	0	0	0
Fund Cat:	Taking Care Of System	AC-State:	1,119	State:	280	Local:	0				
Sec Cat:	Thin Lift Overlay	Awd Date:	Fall 16	Anticipated Fed Cat:	S.T.P.	Payments:	0	0	0	0	0
TIP #:		Future Cost:	0	Estimate Total:	1,404						

* Subject to the approval of the Transportation Improvement Plan by the governing Metropolitan Planning Organization.

Apr-22-2016

Section 4 - 10

District Central

Dollars in Thousands



2017-2021 Highway and Bridge Construction Schedule

Transportation Planning

P.O. Box 270
Jefferson City, MO 65102

Construction contingency applied to construction cost in the year the project is awarded.

Three percent project growth factor compounded annually is applied to right-of-way and construction costs in program years 2, 3, 4, and 5.

No inflation is applied to the Funding From Other Sources (FFOS) or Payments.

Engineering includes PE costs, CE costs and R/W incidentals.

Construction contingency applied to construction cost in the year the project is awarded. Three percent project growth factor compounded annually is applied to right-of-way and construction costs in program years 2, 3, 4, and 5. No inflation is applied to the Funding From Other Sources (FFOS) or Payments. Engineering includes PE costs, CE costs and R/W incidentals.							STATE FISCAL YEAR PROJECT BUDGETING					
							Prior Prog.	7/2016- 6/2017	7/2017- 6/2018	7/2018- 6/2019	7/2019- 6/2020	7/2020- 6/2021
County: Dent Route: MO 32 Job No.: 5P3104 Length: 0.06 MPO: N Fund Cat: Taking Care Of System Sec Cat: Rehab And Reconst Awd Date: Spring 17 Anticipated Fed Cat: NHPP TIP #: Future Cost: 0 Estimate Total: 1,187	Bridge improvements over Dry Valley Creek. Project involves bridge J0216.						Engineering: 10 R/W: 0 Construction: 0 FFOS: 0 Payments: 0	231 10 936 0 0	0 0 0 0 0	0 0 0 0 0	0 0 0 0 0	
County: Dent Route: MO 32 Job No.: 5P3196 Length: 31.87 MPO: N Fund Cat: Taking Care Of System Sec Cat: Thin Lift Overlay Awd Date: Fall 17 Anticipated Fed Cat: S.T.P. TIP #: Future Cost: 0 Estimate Total: 2,216	Pavement improvements from Salem to Rte. 63 in Texas County. Includes Rte. 119 from Rte. 32 to end of state maintenance.						Engineering: 0 R/W: 0 Construction: 0 FFOS: 0 Payments: 0	3 0 0 0 0	129 0 2,084 0 0	0 0 0 0 0	0 0 0 0 0	
County: Dent Route: RT F Job No.: 5S3167 Length: 0.10 MPO: N Fund Cat: Taking Care Of System Sec Cat: Rehab And Reconst Awd Date: 2018 Anticipated Fed Cat: NHPP TIP #: Future Cost: 0 Estimate Total: 1,123	Bridge improvements over Holt Creek and Dry Fork Creek. Project involves bridges T0983 and T0984.						Engineering: 17 R/W: 0 Construction: 0 FFOS: 0 Payments: 0	60 0 0 0 0	148 0 898 0 0	0 0 0 0 0	0 0 0 0 0	
County: Gasconade Route: MO 100 Job No.: 5P3099 Length: 0.07 MPO: N Fund Cat: Taking Care Of System Sec Cat: Rehab And Reconst Awd Date: Winter 17 Anticipated Fed Cat: NHPP TIP #: Future Cost: 0 Estimate Total: 1,407	Bridge improvements over Little Berger Creek. Project involves bridge K0160.						Engineering: 5 R/W: 0 Construction: 0 FFOS: 0 Payments: 0	379 1 1,022 0 0	0 0 0 0 0	0 0 0 0 0	0 0 0 0 0	
County: Gasconade Route: MO 19 Job No.: 5S3140 Length: 0.46 MPO: N Fund Cat: Taking Care Of System Sec Cat: Rehab And Reconst Awd Date: Winter 17 Anticipated Fed Cat: NHPP TIP #: Future Cost: 0 Estimate Total: 2,370	Bridge improvements over Second Creek. Includes Rte. EE over Dry Fork Creek. Project involves bridges K0636 and R0292.						Engineering: 29 R/W: 0 Construction: 0 FFOS: 0 Payments: 0	690 10 1,641 0 0	0 0 0 0 0	0 0 0 0 0	0 0 0 0 0	

* Subject to the approval of the Transportation Improvement Plan by the governing Metropolitan Planning Organization.

Apr-22-2016

Section 4 - 11

District Central

Dollars in Thousands



2017-2021 Highway and Bridge Construction Schedule

Transportation Planning

P.O. Box 270
Jefferson City, MO 65102

Construction contingency applied to construction cost in the year the project is awarded.

Three percent project growth factor compounded annually is applied to right-of-way and construction costs in program years 2, 3, 4, and 5.

No inflation is applied to the Funding From Other Sources (FFOS) or Payments.

Engineering includes PE costs, CE costs and R/W incidentals.

						STATE FISCAL YEAR PROJECT BUDGETING					
						Prior Prog.	7/2016-6/2017	7/2017-6/2018	7/2018-6/2019	7/2019-6/2020	7/2020-6/2021
County:	Gasconade	Pavement improvements from Jackson St. in Owensville to Crawford County. Includes Rte. A in Osage Co. from Old Rte. 50 to end of state maintenance, Rte. DD in Crawford Co. from Rte. 19 to end of state maintenance and Rte. ZZ in Crawford Co. from Rte. F at I-44 to Rte. 1				Engineering:	0	1	89	0	0
Route:	RT EE					R/W:	0	0	0	0	0
Job No.:	5P3201					Construction:	0	0	1,647	0	0
Length:	29.20	MPO:	N			FFOS:	0	0	0	0	0
Fund Cat:	Taking Care Of System			AC-State:	1,391	State:	346	Local:	0		
Sec Cat:	Thin Lift Overlay	Awd Date:	Fall 17	Anticipated Fed Cat:	S.T.P.	Payments:	0	0	0	0	0
TIP #:		Future Cost:	0	Estimate Total:	1,737						
County:	Gasconade	Pavement improvements from Rte. 19 in Hermann to Rte. E. Includes Rte. ZZ from Rte. 19 to Franklin County line. \$1,095,000 from District Operations budget.				Engineering:	0	78	0	0	0
Route:	RT H					R/W:	0	0	0	0	0
Job No.:	5S3189					Construction:	0	1,095	0	0	0
Length:	19.51	MPO:	N			FFOS:	0	1,095	0	0	0
Fund Cat:	Taking Care Of System			AC-State:	938	State:	235	Local:	0		
Sec Cat:	Thin Lift Overlay	Awd Date:	Fall 16	Anticipated Fed Cat:	S.T.P.	Payments:	0	0	0	0	0
TIP #:		Future Cost:	0	Estimate Total:	1,173						
County:	Gasconade	Bridge improvements over Third Creek, 6.8 miles south of Rte. 50. Project involves bridge R0407.				Engineering:	25	67	0	0	0
Route:	RT P					R/W:	0	0	0	0	0
Job No.:	5S3047					Construction:	0	427	0	0	0
Length:	0.06	MPO:	N			FFOS:	0	0	0	0	0
Fund Cat:	Taking Care Of System			Fed:	396	State:	98	Local:	0		
Sec Cat:	Rehab And Reconst	Awd Date:	Summer 16	Anticipated Fed Cat:	NHPP	Payments:	0	0	0	0	0
TIP #:		Future Cost:	0	Estimate Total:	519						
County:	Gasconade	Bridge improvements over the Bourbeuse River. Project involves bridge N0563.				Engineering:	20	46	102	268	0
Route:	RT T					R/W:	0	0	10	0	0
Job No.:	5S3174					Construction:	0	0	0	1,850	0
Length:	0.10	MPO:	N			FFOS:	0	0	0	0	0
Fund Cat:	Taking Care Of System			AC-State:	1,821	State:	455	Local:	0		
Sec Cat:	Rehab And Reconst	Awd Date:	2019	Anticipated Fed Cat:	S.T.P.	Payments:	0	0	0	0	0
TIP #:		Future Cost:	0	Estimate Total:	2,296						
County:	Howard	Pavement improvements from Rte. 240 east of Fayette to Rte. 63 in Boone County.				Engineering:	1	34	0	0	0
Route:	MO 124					R/W:	0	0	0	0	0
Job No.:	5S3160					Construction:	0	520	0	0	0
Length:	19.95	MPO:	N			FFOS:	0	0	0	0	0
Fund Cat:	Taking Care Of System			AC-State:	444	State:	110	Local:	0		
Sec Cat:	Thin Lift Overlay	Awd Date:	Fall 16	Anticipated Fed Cat:	S.T.P.	Payments:	0	0	0	0	0
TIP #:		Future Cost:	0	Estimate Total:	555						

* Subject to the approval of the Transportation Improvement Plan by the governing Metropolitan Planning Organization.

Apr-22-2016

Section 4 - 12

District Central

Dollars in Thousands



2017-2021 Highway and Bridge Construction Schedule

Transportation Planning

P.O. Box 270
Jefferson City, MO 65102

Construction contingency applied to construction cost in the year the project is awarded.

Three percent project growth factor compounded annually is applied to right-of-way and construction costs in program years 2, 3, 4, and 5.

No inflation is applied to the Funding From Other Sources (FFOS) or Payments.

Engineering includes PE costs, CE costs and R/W incidentals.

Construction contingency applied to construction cost in the year the project is awarded. Three percent project growth factor compounded annually is applied to right-of-way and construction costs in program years 2, 3, 4, and 5. No inflation is applied to the Funding From Other Sources (FFOS) or Payments. Engineering includes PE costs, CE costs and R/W incidentals.										STATE FISCAL YEAR PROJECT BUDGETING					
										Prior Prog.	7/2016- 6/2017	7/2017- 6/2018	7/2018- 6/2019	7/2019- 6/2020	7/2020- 6/2021
County: Howard	Pavement and shoulder improvements from Rte. 5 to Rte. UU in Boone County.					Engineering:	0	10	261	0	0	0			
Route: US 40						R/W:	0	0	0	0	0	0			
Job No.: 5P3213						Construction:	0	0	4,219	0	0	0			
Length: 17.82	MPO: Y					FFOS:	0	0	0	0	0	0			
Fund Cat: Taking Care Of System		Fed: 3,592	State: 898	Local: 0		Payments:	0	0	0	0	0	0			
Sec Cat: Thin Lift Overlay	Awd Date: Fall 17	Anticipated Fed Cat: S.T.P.													
TIP #:		Future Cost: 0	Estimate Total: 4,490												
County: Howard	Pavement improvements from bridge over Bear Creek to Rte. 87.					Engineering:	1	19	0	0	0	0			
Route: MO 5						R/W:	0	2	0	0	0	0			
Job No.: 5P3156						Construction:	0	234	0	0	0	0			
Length: 0.85	MPO: N					FFOS:	0	0	0	0	0	0			
Fund Cat: Taking Care Of System		AC-State: 205	State: 50	Local: 0		Payments:	0	0	0	0	0	0			
Sec Cat: Thin Lift Overlay	Awd Date: Fall 16	Anticipated Fed Cat: S.T.P.													
TIP #:		Future Cost: 0	Estimate Total: 256												
County: Howard	Bridge improvements over Doxie Creek. Project involves bridge X0691.					Engineering:	7	20	21	101	0	0			
Route: RT V						R/W:	0	0	1	0	0	0			
Job No.: 5S3172						Construction:	0	0	0	708	0	0			
Length: 0.02	MPO: N					FFOS:	0	0	0	0	0	0			
Fund Cat: Taking Care Of System		AC-State: 681	State: 170	Local: 0		Payments:	0	0	0	0	0	0			
Sec Cat: Rehab And Reconst	Awd Date: 2019	Anticipated Fed Cat: S.T.P.													
TIP #:		Future Cost: 0	Estimate Total: 858												
County: Laclede	Pavement and shoulder improvements from Rte. 5 in Laclede County to Rte. 17 in Texas County.					Engineering:	10	37	763	0	0	0			
Route: MO 32						R/W:	0	0	0	0	0	0			
Job No.: 5P3124						Construction:	0	0	3,568	0	0	0			
Length: 37.37	MPO: N					FFOS:	0	0	0	0	0	0			
Fund Cat: Taking Care Of System		AC-State: 3,494	State: 874	Local: 0		Payments:	0	0	0	0	0	0			
Sec Cat: Thin Lift Overlay	Awd Date: Fall 17	Anticipated Fed Cat: S.T.P.													
TIP #:		Future Cost: 0	Estimate Total: 4,378												
County: Laclede	Job Order Contracting for asphalt pavement repair in Laclede, Pulaski, Phelps and Crawford Counties.					Engineering:	0	37	0	0	0	0			
Route: IS 44						R/W:	0	0	0	0	0	0			
Job No.: 0I3003Q						Construction:	0	525	0	0	0	0			
Length: 112.22	MPO: N					FFOS:	0	0	0	0	0	0			
Fund Cat: Statewide Interstate And Major Bridge		AC-State: 505	State: 57	Local: 0		Payments:	0	0	0	0	0	0			
Sec Cat: Preventive Maint	Awd Date: Spring 17	Anticipated Fed Cat: NHPP													
TIP #:		Future Cost: 0	Estimate Total: 562												

* Subject to the approval of the Transportation Improvement Plan by the governing Metropolitan Planning Organization.

Apr-22-2016

Section 4 - 13

District Central

Dollars in Thousands



2017-2021 Highway and Bridge Construction Schedule

Transportation Planning

P.O. Box 270
Jefferson City, MO 65102

Construction contingency applied to construction cost in the year the project is awarded.

Three percent project growth factor compounded annually is applied to right-of-way and construction costs in program years 2, 3, 4, and 5.

No inflation is applied to the Funding From Other Sources (FFOS) or Payments.

Engineering includes PE costs, CE costs and R/W incidentals.

Construction contingency applied to construction cost in the year the project is awarded. Three percent project growth factor compounded annually is applied to right-of-way and construction costs in program years 2, 3, 4, and 5. No inflation is applied to the Funding From Other Sources (FFOS) or Payments. Engineering includes PE costs, CE costs and R/W incidentals.												STATE FISCAL YEAR PROJECT BUDGETING						
												Prior Prog.	7/2016- 6/2017	7/2017- 6/2018	7/2018- 6/2019	7/2019- 6/2020	7/2020- 6/2021	
County: Laclede	Job Order Contracting for concrete pavement repair in Laclede, Pulaski, Phelps and Crawford Counties.											Engineering:	0	11	0	0	0	0
Route: IS 44												R/W:	0	0	0	0	0	0
Job No.: 013003R												Construction:	0	150	0	0	0	0
Length: 112.22	MPO: N											FFOS:	0	0	0	0	0	
Fund Cat: Statewide Interstate And Major Bridge	AC-State: 145	State: 16	Local: 0									Payments:	0	0	0	0	0	
Sec Cat: Preventive Maint	Awd Date: Spring 17	Anticipated Fed Cat: NHPP																
TIP #:	Future Cost: 0	Estimate Total: 161																
County: Laclede	Bridge improvements over the Gasconade River. Project involves bridge G0245.											Engineering:	50	215	763	0	0	0
Route: OR 44												R/W:	0	100	0	0	0	0
Job No.: 5S3162												Construction:	0	0	4,311	0	0	0
Length: 0.40	MPO: N											FFOS:	0	0	0	0	0	0
Fund Cat: Taking Care Of System	AC-State: 4,311	State: 1,078	Local: 0									Payments:	0	0	0	0	0	
Sec Cat: Rehab And Reconst	Awd Date: 2018	Anticipated Fed Cat: S.T.P. Federal Oversight																
TIP #:	Future Cost: 0	Estimate Total: 5,439																
County: Laclede	Pavement and bridge improvements on the eastbound and westbound lanes from near the Laclede County line to 0.2 mile west of Sugar Tree Road. Project involves bridges L0415, A1635 and A1636.											Engineering:	102	23	50	169	0	0
Route: IS 44												R/W:	0	0	0	0	0	0
Job No.: 9I2167												Construction:	0	0	0	13,651	0	0
Length: 31.13	MPO: N											FFOS:	0	0	0	0	0	0
Fund Cat: Statewide Interstate And Major Bridge	AC-State: 12,504	State: 1,389	Local: 0									Payments:	0	0	0	0	0	
Sec Cat: Preventive Maint	Awd Date: 2019	Anticipated Fed Cat: NHPP Federal Oversight																
TIP #:	Future Cost: 0	Estimate Total: 13,995																
County: Laclede	Payment to the City of Lebanon for ADA Transition Plan improvements from 6th Street to Vance Road. \$518,000 Statewide Transportation Alternative funds and \$7,000 District Alternative funds. City to let as STP-3800(806).											Engineering:	0	0	0	0	0	0
Route: MO 5												R/W:	0	0	0	0	0	0
Job No.: 5P3069B												Construction:	0	525	0	0	0	0
Length: 0.00	MPO: N											FFOS:	0	525	0	0	0	0
Fund Cat: Taking Care Of System	Fed: 420	State: 105	Local: 0									Payments:	0	0	0	0	0	
Sec Cat: N- Ada Trans	Awd Date: Let by Others	Anticipated Fed Cat: S.T.P.																
TIP #:	Future Cost: 0	Estimate Total: 525																
County: Laclede	Pavement and shoulder improvements from Rte. 32 to Rte. C.											Engineering:	5	19	269	0	0	0
Route: MO 5												R/W:	0	0	0	0	0	0
Job No.: 5P3123												Construction:	0	0	1,288	0	0	0
Length: 5.89	MPO: N											FFOS:	0	0	0	0	0	0
Fund Cat: Taking Care Of System	AC-State: 1,260	State: 316	Local: 0									Payments:	0	0	0	0	0	
Sec Cat: Thin Lift Overlay	Awd Date: Fall 17	Anticipated Fed Cat: S.T.P.																
TIP #:	Future Cost: 0	Estimate Total: 1,581																

* Subject to the approval of the Transportation Improvement Plan by the governing Metropolitan Planning Organization.

Apr-22-2016

Section 4 - 14

District Central

Dollars in Thousands



2017-2021 Highway and Bridge Construction Schedule

Transportation Planning

P.O. Box 270
Jefferson City, MO 65102

Construction contingency applied to construction cost in the year the project is awarded.

Three percent project growth factor compounded annually is applied to right-of-way and construction costs in program years 2, 3, 4, and 5.

No inflation is applied to the Funding From Other Sources (FFOS) or Payments.

Engineering includes PE costs, CE costs and R/W incidentals.

Construction contingency applied to construction cost in the year the project is awarded. Three percent project growth factor compounded annually is applied to right-of-way and construction costs in program years 2, 3, 4, and 5. No inflation is applied to the Funding From Other Sources (FFOS) or Payments. Engineering includes PE costs, CE costs and R/W incidentals.												STATE FISCAL YEAR PROJECT BUDGETING						
												Prior Prog.	7/2016- 6/2017	7/2017- 6/2018	7/2018- 6/2019	7/2019- 6/2020	7/2020- 6/2021	
County: Laclede	Bridge painting over I-44 at Lebanon. Project involves bridge A3617.											Engineering:	0	31	0	0	0	0
Route: MO 5												R/W:	0	0	0	0	0	0
Job No.: 5P3203												Construction:	0	275	0	0	0	0
Length: 0.07	MPO: N				Fed: 245	State: 61	Local: 0					FFOS:	0	0	0	0	0	
Fund Cat: Taking Care Of System												Payments:	0	0	0	0	0	0
Sec Cat: Preventive Maint	Awd Date: Spring 17	Anticipated Fed Cat: NHPP																
TIP #:	Future Cost: 0	Estimate Total: 306																
County: Laclede	Pavement improvements from Rte. 32 to Rte. O. Includes Rte. C from Rte. A to Rte. 5 and Rte. CC from Rte. C to Webster County.											Engineering:	0	1	40	0	0	0
Route: RT B												R/W:	0	0	0	0	0	0
Job No.: 5S3198												Construction:	0	0	732	0	0	0
Length: 29.64	MPO: N				AC-State: 619	State: 154	Local: 0					FFOS:	0	0	0	0	0	
Fund Cat: Taking Care Of System												Payments:	0	0	0	0	0	0
Sec Cat: Thin Lift Overlay	Awd Date: 2018	Anticipated Fed Cat: S.T.P.																
TIP #:	Future Cost: 0	Estimate Total: 773																
County: Maries	Bridge improvements over Little Maries River. Project involves bridge A2531.											Engineering:	11	57	0	0	0	0
Route: MO 42												R/W:	3	0	0	0	0	0
Job No.: 5P3106												Construction:	0	463	0	0	0	0
Length: 0.11	MPO: N				Fed: 416	State: 104	Local: 0					FFOS:	0	0	0	0	0	
Fund Cat: Taking Care Of System												Payments:	0	0	0	0	0	0
Sec Cat: Rehab And Reconst	Awd Date: Fall 16	Anticipated Fed Cat: NHPP																
TIP #:	Future Cost: 0	Estimate Total: 534																
County: Maries	Bridge improvements over Coppedge Creek and Lanes Fork Creek. Project involves bridges A3405 and A3406.											Engineering:	6	109	0	0	0	0
Route: MO 68												R/W:	1	0	0	0	0	0
Job No.: 5P3122												Construction:	0	696	0	0	0	0
Length: 0.11	MPO: N				Fed: 644	State: 161	Local: 0					FFOS:	0	0	0	0	0	
Fund Cat: Taking Care Of System												Payments:	0	0	0	0	0	0
Sec Cat: Rehab And Reconst	Awd Date: Fall 16	Anticipated Fed Cat: NHPP																
TIP #:	Future Cost: 0	Estimate Total: 812																
County: Miller	Pavement improvements from Rte. 42 to I-44 Spur and from I-44 to Rte. 32 in Texas County. Two disconnected sections.											Engineering:	0	2	137	0	0	0
Route: MO 17												R/W:	0	0	0	0	0	0
Job No.: 5P3197												Construction:	0	0	2,533	0	0	0
Length: 49.55	MPO: N				AC-State: 2,137	State: 535	Local: 0					FFOS:	0	0	0	0	0	
Fund Cat: Taking Care Of System												Payments:	0	0	0	0	0	0
Sec Cat: Thin Lift Overlay	Awd Date: 2018	Anticipated Fed Cat: S.T.P.																
TIP #:	Future Cost: 0	Estimate Total: 2,672																

* Subject to the approval of the Transportation Improvement Plan by the governing Metropolitan Planning Organization.

Apr-22-2016

Section 4 - 15

District Central

Dollars in Thousands



2017-2021 Highway and Bridge Construction Schedule

Transportation Planning

P.O. Box 270
Jefferson City, MO 65102

Construction contingency applied to construction cost in the year the project is awarded.

Three percent project growth factor compounded annually is applied to right-of-way and construction costs in program years 2, 3, 4, and 5.

No inflation is applied to the Funding From Other Sources (FFOS) or Payments.

Engineering includes PE costs, CE costs and R/W incidentals.

						STATE FISCAL YEAR PROJECT BUDGETING					
						Prior Prog.	7/2016-6/2017	7/2017-6/2018	7/2018-6/2019	7/2019-6/2020	7/2020-6/2021
County:	Miller	Pavement and shoulder improvements from Iberia to Rte. 63. Includes Rte. 19 pavement & shoulders from Rte. 50 to Rte. 28. Includes Rte. 28 pavement improvements from Rte. 63 to I-44. Rte. 100 pavement improvement from Rte. N to Rte. 19 & east of Hermann to Franklin Co.				Engineering:	0	92	433	0	0
Route:	MO 42					R/W:	0	0	0	0	0
Job No.:	5P3191					Construction:	0	0	4,996	0	0
Length:	77.74	MPO:	N			FFOS:	0	0	0	0	0
Fund Cat:	Taking Care Of System	AC-State:	4,417	State:	1,104	Local:	0				
Sec Cat:	Thin Lift Overlay	Awd Date:	Fall 17	Anticipated Fed Cat:	S.T.P.	Payments:	0	0	0	0	0
TIP #:		Future Cost:	0	Estimate Total:	5,521						
County:	Miller	Bridge improvements over Rte. 54 at Eldon. Project involves bridge A2810.				Engineering:	5	186	0	0	0
Route:	MO 52					R/W:	0	0	0	0	0
Job No.:	5P3102					Construction:	0	1,184	0	0	0
Length:	0.06	MPO:	N			FFOS:	0	0	0	0	0
Fund Cat:	Taking Care Of System	Fed:	1,096	State:	274	Local:	0				
Sec Cat:	Rehab And Reconst	Awd Date:	Winter 17	Anticipated Fed Cat:	NHPP	Payments:	0	0	0	0	0
TIP #:		Future Cost:	0	Estimate Total:	1,375						
County:	Miller	Bridge improvements over Tavern Creek. Project involves bridge N0455.				Engineering:	50	81	222	0	0
Route:	RT A					R/W:	0	1	0	0	0
Job No.:	5S3163					Construction:	0	0	1,303	0	0
Length:	0.17	MPO:	N			FFOS:	0	0	0	0	0
Fund Cat:	Taking Care Of System	Fed:	1,286	State:	321	Local:	0				
Sec Cat:	Rehab And Reconst	Awd Date:	2018	Anticipated Fed Cat:	NHPP	Payments:	0	0	0	0	0
TIP #:		Future Cost:	0	Estimate Total:	1,657						
County:	Moniteau	Pavement improvements from Rte. 50 to Rte. 52.				Engineering:	0	1	31	0	0
Route:	MO 5					R/W:	0	0	0	0	0
Job No.:	5P3209					Construction:	0	0	563	0	0
Length:	14.47	MPO:	N			FFOS:	0	0	0	0	0
Fund Cat:	Taking Care Of System	AC-State:	476	State:	119	Local:	0				
Sec Cat:	Thin Lift Overlay	Awd Date:	Fall 17	Anticipated Fed Cat:	NHPP	Payments:	0	0	0	0	0
TIP #:		Future Cost:	0	Estimate Total:	595						
County:	Moniteau	Bridge improvements over Moreau Creek. Project involves bridge R0435.				Engineering:	32	50	52	302	0
Route:	RT E					R/W:	0	0	5	0	0
Job No.:	5S3168					Construction:	0	0	0	2,129	0
Length:	0.06	MPO:	N			FFOS:	0	0	0	0	0
Fund Cat:	Taking Care Of System	Fed:	2,031	State:	507	Local:	0				
Sec Cat:	Rehab And Reconst	Awd Date:	2019	Anticipated Fed Cat:	NHPP	Payments:	0	0	0	0	0
TIP #:		Future Cost:	0	Estimate Total:	2,570						

* Subject to the approval of the Transportation Improvement Plan by the governing Metropolitan Planning Organization.

Apr-22-2016

Section 4 - 16

District Central

Dollars in Thousands



2017-2021 Highway and Bridge Construction Schedule

Transportation Planning

P.O. Box 270
Jefferson City, MO 65102

Construction contingency applied to construction cost in the year the project is awarded.

Three percent project growth factor compounded annually is applied to right-of-way and construction costs in program years 2, 3, 4, and 5.

No inflation is applied to the Funding From Other Sources (FFOS) or Payments.

Engineering includes PE costs, CE costs and R/W incidentals.

						STATE FISCAL YEAR PROJECT BUDGETING					
						Prior Prog.	7/2016- 6/2017	7/2017- 6/2018	7/2018- 6/2019	7/2019- 6/2020	7/2020- 6/2021
County: Morgan	Pavement and shoulder improvements from Rte. 5 west junction at Versailles to Aurora Street at Eldon.					Engineering:	25	378	0	0	0
Route: MO 52						R/W:	0	0	0	0	0
Job No.: 5P3117						Construction:	0	3,494	0	0	0
Length: 17.93	MPO: N					FFOS:	0	0	0	0	0
Fund Cat: Taking Care Of System	AC-State: 3,097 State: 775 Local: 0					Payments:	0	0	0	0	0
Sec Cat: Thin Lift Overlay	Awd Date: Fall 16	Anticipated Fed Cat: NHPP									
TIP #:	Future Cost: 0				Estimate Total: 3,897						
County: Morgan	Pavement improvements from near the Benton County line to Rte. 5 at Versailles.					Engineering:	0	1	34	0	0
Route: MO 52						R/W:	0	0	0	0	0
Job No.: 5P3208						Construction:	0	0	622	0	0
Length: 11.91	MPO: N					FFOS:	0	0	0	0	0
Fund Cat: Taking Care Of System	AC-State: 526 State: 131 Local: 0					Payments:	0	0	0	0	0
Sec Cat: Thin Lift Overlay	Awd Date: Fall 17	Anticipated Fed Cat: S.T.P.									
TIP #:	Future Cost: 0				Estimate Total: 657						
County: Morgan	Bridge improvements over Richland Creek. Project involves bridge P0717.					Engineering:	10	20	31	142	0
Route: RT BB						R/W:	0	0	10	0	0
Job No.: 5S3175						Construction:	0	0	0	732	0
Length: 0.07	MPO: N					FFOS:	0	0	0	0	0
Fund Cat: Taking Care Of System	Fed: 748 State: 187 Local: 0					Payments:	0	0	0	0	0
Sec Cat: Rehab And Reconst	Awd Date: 2019	Anticipated Fed Cat: NHPP									
TIP #:	Future Cost: 0				Estimate Total: 945						
County: Morgan	Pavement improvements from Rte. 135 to Rte. D. Includes Rte. Z from Rte. D to Rte. 5 in Moniteau County. \$1,034,000 from District Operations budget.					Engineering:	0	68	0	0	0
Route: RT BB						R/W:	0	0	0	0	0
Job No.: 5S3188						Construction:	0	1,034	0	0	0
Length: 17.66	MPO: N					FFOS:	0	1,034	0	0	0
Fund Cat: Taking Care Of System	AC-State: 881 State: 221 Local: 0					Payments:	0	0	0	0	0
Sec Cat: Thin Lift Overlay	Awd Date: Fall 16	Anticipated Fed Cat: S.T.P.									
TIP #:	Future Cost: 0				Estimate Total: 1,102						
County: Morgan	Bridge painting over Haw Creek, 0.4 mile east of the Pettis/Morgan County line. Project involves bridge A1865.					Engineering:	1	7	0	0	0
Route: RT M						R/W:	0	0	0	0	0
Job No.: 5S0861B						Construction:	0	70	0	0	0
Length: 0.03	MPO: N					FFOS:	0	0	0	0	0
Fund Cat: Taking Care Of System	Fed: 62 State: 15 Local: 0					Payments:	0	0	0	0	0
Sec Cat: Preventive Maint	Awd Date: Spring 17	Anticipated Fed Cat: NHPP									
TIP #:	Future Cost: 0				Estimate Total: 78						

* Subject to the approval of the Transportation Improvement Plan by the governing Metropolitan Planning Organization.

Apr-22-2016

Section 4 - 17

District Central

Dollars in Thousands



2017-2021 Highway and Bridge Construction Schedule

Transportation Planning

P.O. Box 270
Jefferson City, MO 65102

Construction contingency applied to construction cost in the year the project is awarded.

Three percent project growth factor compounded annually is applied to right-of-way and construction costs in program years 2, 3, 4, and 5.

No inflation is applied to the Funding From Other Sources (FFOS) or Payments.

Engineering includes PE costs, CE costs and R/W incidentals.

Construction contingency applied to construction cost in the year the project is awarded. Three percent project growth factor compounded annually is applied to right-of-way and construction costs in program years 2, 3, 4, and 5. No inflation is applied to the Funding From Other Sources (FFOS) or Payments. Engineering includes PE costs, CE costs and R/W incidentals.											STATE FISCAL YEAR PROJECT BUDGETING					
											Prior Prog.	7/2016- 6/2017	7/2017- 6/2018	7/2018- 6/2019	7/2019- 6/2020	7/2020- 6/2021
County: Morgan Route: RT O Job No.: 5S3157 Length: 9.06 MPO: N Fund Cat: Taking Care Of System Sec Cat: Thin Lift Overlay TIP #:	Pavement improvements from Rte. 5 to end of state maintenance. Includes Rte. P from Rte. 5 to end of state maintenance. AC-State: 454 State: 113 Local: 0 Awd Date: Fall 16 Anticipated Fed Cat: S.T.P. Future Cost: 0 Estimate Total: 569					Engineering: 2 R/W: 0 Construction: 0 FFOS: 0 Payments: 0	36 0 531 0 0	0 0 0 0 0	0 0 0 0 0	0 0 0 0 0						
County: Morgan Route: RT PP Job No.: 5S3171 Length: 0.03 MPO: N Fund Cat: Taking Care Of System Sec Cat: Rehab And Reconst TIP #:	Bridge improvements over Messer Creek. Project involves bridge R0257. AC-State: 539 State: 134 Local: 0 Awd Date: 2018 Anticipated Fed Cat: S.T.P. Future Cost: 0 Estimate Total: 680					Engineering: 7 R/W: 0 Construction: 0 FFOS: 0 Payments: 0	31 10 0 0 0	111 0 521 0 0	0 0 0 0 0	0 0 0 0 0						
County: Osage Route: MO 100 Job No.: 5S3150 Length: 18.58 MPO: N Fund Cat: Taking Care Of System Sec Cat: Thin Lift Overlay TIP #:	Pavement improvements from Rte. 50 to 0.7 mile east of Rte. 89 at Chamois. AC-State: 1,122 State: 280 Local: 0 Awd Date: Fall 16 Anticipated Fed Cat: S.T.P. Future Cost: 0 Estimate Total: 1,408					Engineering: 6 R/W: 0 Construction: 0 FFOS: 0 Payments: 0	86 0 1,316 0 0	0 0 0 0 0	0 0 0 0 0	0 0 0 0 0						
County: Osage Route: MO 133 Job No.: 5S3151 Length: 86.32 MPO: N Fund Cat: Taking Care Of System Sec Cat: Thin Lift Overlay TIP #:	Pavement improvements from Rte. 63 to Rte. 17 in Pulaski Co., Rte. EE from Rte. 133 to end, Rte. 89 between Linn and Belle city limits, Rte. 89 from Cherry St. in Chamois to Rte. 50 east junction and Spur 89 from Rte. 50 to Rte. 89. AC-State: 1,639 State: 410 Local: 0 Awd Date: Fall 16 Anticipated Fed Cat: S.T.P. Future Cost: 0 Estimate Total: 2,055					Engineering: 6 R/W: 0 Construction: 0 FFOS: 0 Payments: 0	126 0 1,923 0 0	0 0 0 0 0	0 0 0 0 0	0 0 0 0 0						
County: Osage Route: RT T Job No.: 5S3144 Length: 0.27 MPO: N Fund Cat: Taking Care Of System Sec Cat: Rehab And Reconst TIP #:	Bridge improvements over the Maries River. Project involves bridge A1840. Fed: 673 State: 167 Local: 0 Awd Date: Winter 17 Anticipated Fed Cat: NHPP Future Cost: 0 Estimate Total: 873					Engineering: 33 R/W: 0 Construction: 0 FFOS: 0 Payments: 0	114 0 726 0 0	0 0 0 0 0	0 0 0 0 0	0 0 0 0 0						

* Subject to the approval of the Transportation Improvement Plan by the governing Metropolitan Planning Organization.

Apr-22-2016

Section 4 - 18

District Central

Dollars in Thousands



2017-2021 Highway and Bridge Construction Schedule

Transportation Planning

P.O. Box 270
Jefferson City, MO 65102

Construction contingency applied to construction cost in the year the project is awarded.

Three percent project growth factor compounded annually is applied to right-of-way and construction costs in program years 2, 3, 4, and 5.

No inflation is applied to the Funding From Other Sources (FFOS) or Payments.

Engineering includes PE costs, CE costs and R/W incidentals.

						STATE FISCAL YEAR PROJECT BUDGETING					
						Prior Prog.	7/2016-6/2017	7/2017-6/2018	7/2018-6/2019	7/2019-6/2020	7/2020-6/2021
County: Phelps	Pavement improvements from 0.7 mile south of Rte. CC in Phelps County to Rte. CC in Texas County. \$996,879.31 FY2010 Approp. Demo ID MO249.	Engineering:	36	379	0	0	0	0	0	0	0
Route: US 63		R/W:	0	0	0	0	0	0	0	0	0
Job No.: 5P3054		Construction:	0	5,610	0	0	0	0	0	0	0
Length: 24.98	MPO: N	FFOS:	0	0	0	0	0	0	0	0	0
Fund Cat: Taking Care Of System	AC-State: 4,791 State: 1,198 Local: 0	Payments:	0	0	0	0	0	0	0	0	0
Sec Cat: Thin Lift Overlay	Awd Date: Fall 16 Anticipated Fed Cat: NHPP Federal Oversight										
TIP #: Future Cost: 0 Estimate Total: 6,025											
County: Phelps	Pavement improvements from 0.8 mile north of I-44 to 0.7 mile south of Rte. CC at Rolla.	Engineering:	20	9	166	0	0	0	0	0	0
Route: US 63		R/W:	0	0	0	0	0	0	0	0	0
Job No.: 5P3116		Construction:	0	0	2,730	0	0	0	0	0	0
Length: 4.51	MPO: N	FFOS:	0	0	0	0	0	0	0	0	0
Fund Cat: Taking Care Of System	AC-State: 2,324 State: 581 Local: 0	Payments:	0	0	0	0	0	0	0	0	0
Sec Cat: Thin Lift Overlay	Awd Date: 2018 Anticipated Fed Cat: NHPP										
TIP #: Future Cost: 0 Estimate Total: 2,925											
County: Phelps	ADA Transition Plan improvements from 0.8 mile north of I-44 to 0.7 mile south of Rte. CC at Rolla. \$650,000 from Statewide Transportation Alternatives funds.	Engineering:	3	30	146	0	0	0	0	0	0
Route: US 63		R/W:	0	0	41	0	0	0	0	0	0
Job No.: 5P3129		Construction:	0	0	795	0	0	0	0	0	0
Length: 4.51	MPO: N	FFOS:	0	0	650	0	0	0	0	0	0
Fund Cat: Taking Care Of System	Fed: 810 State: 202 Local: 0	Payments:	0	0	0	0	0	0	0	0	0
Sec Cat: N- Ada Trans	Awd Date: 2018 Anticipated Fed Cat: NHPP										
TIP #: Future Cost: 0 Estimate Total: 1,015											
County: Phelps	ADA Transition Plan improvements from 0.3 mile west of I-44 to near West Johnson Street. \$131,000 from Statewide Transportation Alternatives funds.	Engineering:	5	33	0	0	0	0	0	0	0
Route: MO 68		R/W:	0	20	0	0	0	0	0	0	0
Job No.: 5P3030		Construction:	0	144	0	0	0	0	0	0	0
Length: 1.18	MPO: N	FFOS:	0	131	0	0	0	0	0	0	0
Fund Cat: Taking Care Of System	Fed: 158 State: 39 Local: 0	Payments:	0	0	0	0	0	0	0	0	0
Sec Cat: N- Ada Trans	Awd Date: Spring 17 Anticipated Fed Cat: S.T.P.										
TIP #: Future Cost: 0 Estimate Total: 202											
County: Phelps	Pavement improvements from 0.3 mile west of I-44 to Rte. 8 east junction.	Engineering:	5	90	0	0	0	0	0	0	0
Route: MO 68		R/W:	0	0	0	0	0	0	0	0	0
Job No.: 5P3120		Construction:	0	479	0	0	0	0	0	0	0
Length: 5.12	MPO: N	FFOS:	0	0	0	0	0	0	0	0	0
Fund Cat: Taking Care Of System	AC-State: 455 State: 114 Local: 0	Payments:	0	0	0	0	0	0	0	0	0
Sec Cat: Thin Lift Overlay	Awd Date: Spring 17 Anticipated Fed Cat: S.T.P.										
TIP #: Future Cost: 0 Estimate Total: 574											

* Subject to the approval of the Transportation Improvement Plan by the governing Metropolitan Planning Organization.

Apr-22-2016

Section 4 - 19

District Central

Dollars in Thousands



2017-2021 Highway and Bridge Construction Schedule

Transportation Planning

P.O. Box 270
Jefferson City, MO 65102

Construction contingency applied to construction cost in the year the project is awarded.

Three percent project growth factor compounded annually is applied to right-of-way and construction costs in program years 2, 3, 4, and 5.

No inflation is applied to the Funding From Other Sources (FFOS) or Payments.

Engineering includes PE costs, CE costs and R/W incidentals.

						STATE FISCAL YEAR PROJECT BUDGETING					
						Prior Prog.	7/2016- 6/2017	7/2017- 6/2018	7/2018- 6/2019	7/2019- 6/2020	7/2020- 6/2021
County: Phelps	Bridge improvements over the Bourbeuse River, near the Gasconade County line. Project involves bridge X0008.	Engineering:	15	52	197	0	0	0	0	0	0
Route: RT B		R/W:	0	10	0	0	0	0	0	0	0
Job No.: 5S3041		Construction:	0	0	1,506	0	0	0	0	0	0
Length: 0.08	MPO: N	FFOS:	0	0	0	0	0	0	0	0	0
Fund Cat: Taking Care Of System	Fed: 1,413 State: 352 Local: 0	Payments:	0	0	0	0	0	0	0	0	0
Sec Cat: Rehab And Reconst	Awd Date: 2018 Anticipated Fed Cat: NHPP										
TIP #: Future Cost: 0 Estimate Total: 1,780											
County: Phelps	Pavement and shoulder improvements from Forum Drive at Rolla to Maramec St. at St. James. Includes pavement improvements on Rte. E from Rte. 63 to end of state maintenance and pavement improvements on Rte. F from Rte. 72 to Rte. 68.	Engineering:	0	6	246	0	0	0	0	0	0
Route: RT BB		R/W:	0	10	0	0	0	0	0	0	0
Job No.: 5P3215		Construction:	0	0	3,928	0	0	0	0	0	0
Length: 36.69	MPO: N	FFOS:	0	0	0	0	0	0	0	0	0
Fund Cat: Taking Care Of System	AC-State: 3,352 State: 838 Local: 0	Payments:	0	0	0	0	0	0	0	0	0
Sec Cat: Thin Lift Overlay	Awd Date: Fall 17 Anticipated Fed Cat: S.T.P.										
TIP #: Future Cost: 0 Estimate Total: 4,190											
County: Phelps	Bridge improvements over the BNSF Railroad. Project involves bridge X0638.	Engineering:	41	294	0	0	0	0	0	0	0
Route: RT D		R/W:	0	10	0	0	0	0	0	0	0
Job No.: 5S3141		Construction:	0	787	0	0	0	0	0	0	0
Length: 0.06	MPO: N	FFOS:	0	0	0	0	0	0	0	0	0
Fund Cat: Taking Care Of System	Fed: 873 State: 218 Local: 0	Payments:	0	0	0	0	0	0	0	0	0
Sec Cat: Rehab And Reconst	Awd Date: Spring 17 Anticipated Fed Cat: NHPP										
TIP #: Future Cost: 0 Estimate Total: 1,132											
County: Phelps	Pavement improvements from I-44 to Rte. K.	Engineering:	0	1	51	0	0	0	0	0	0
Route: RT J		R/W:	0	0	0	0	0	0	0	0	0
Job No.: 5S3193		Construction:	0	0	938	0	0	0	0	0	0
Length: 17.29	MPO: N	FFOS:	0	0	0	0	0	0	0	0	0
Fund Cat: Taking Care Of System	AC-State: 792 State: 198 Local: 0	Payments:	0	0	0	0	0	0	0	0	0
Sec Cat: Thin Lift Overlay	Awd Date: Fall 17 Anticipated Fed Cat: S.T.P.										
TIP #: Future Cost: 0 Estimate Total: 990											
County: Phelps	Pavement and shoulder improvements from Hypoint Boulevard to I-44 Outer Road in Rolla.	Engineering:	5	38	0	0	0	0	0	0	0
Route: RT V		R/W:	0	0	0	0	0	0	0	0	0
Job No.: 5S3153		Construction:	0	261	0	0	0	0	0	0	0
Length: 0.30	MPO: N	FFOS:	0	0	0	0	0	0	0	0	0
Fund Cat: Taking Care Of System	AC-State: 239 State: 60 Local: 0	Payments:	0	0	0	0	0	0	0	0	0
Sec Cat: Thin Lift Overlay	Awd Date: Fall 16 Anticipated Fed Cat: S.T.P.										
TIP #: Future Cost: 0 Estimate Total: 304											

* Subject to the approval of the Transportation Improvement Plan by the governing Metropolitan Planning Organization.

Apr-22-2016

Section 4 - 20

District Central

Dollars in Thousands



2017-2021 Highway and Bridge Construction Schedule

Transportation Planning

P.O. Box 270
Jefferson City, MO 65102

Construction contingency applied to construction cost in the year the project is awarded.

Three percent project growth factor compounded annually is applied to right-of-way and construction costs in program years 2, 3, 4, and 5.

No inflation is applied to the Funding From Other Sources (FFOS) or Payments.

Engineering includes PE costs, CE costs and R/W incidentals.

						STATE FISCAL YEAR PROJECT BUDGETING					
						Prior Prog.	7/2016- 6/2017	7/2017- 6/2018	7/2018- 6/2019	7/2019- 6/2020	7/2020- 6/2021
County: Pulaski	Repair slide 0.1 mile north of I-44.					Engineering:	0	25	0	0	0
Route: MO 17						R/W:	0	10	0	0	0
Job No.: 5P3190						Construction:	0	106	0	0	0
Length: 0.10	MPO: N				AC-State: 113 State: 28 Local: 0	FFOS:	0	0	0	0	0
Fund Cat: Taking Care Of System				Awd Date: Spring 17	Anticipated Fed Cat: S.T.P.	Payments:	0	0	0	0	0
Sec Cat: Routine Maintenance				Future Cost: 0	Estimate Total: 141						
TIP #:											
County: Pulaski	Bridge improvements over the Gasconade River. Project involves bridge A0843.					Engineering:	11	157	0	0	0
Route: MO 7						R/W:	3	0	0	0	0
Job No.: 5P3100						Construction:	0	1,273	0	0	0
Length: 0.23	MPO: N				Fed: 1,144 State: 286 Local: 0	FFOS:	0	0	0	0	0
Fund Cat: Taking Care Of System				Awd Date: Fall 16	Anticipated Fed Cat: NHPP	Payments:	0	0	0	0	0
Sec Cat: Rehab And Reconst				Future Cost: 0	Estimate Total: 1,444						
TIP #:											
County: Pulaski	Bridge painting over the Gasconade River. Project involves bridge A0843.					Engineering:	5	5	52	0	0
Route: MO 7						R/W:	0	0	0	0	0
Job No.: 5P3109						Construction:	0	0	706	0	0
Length: 0.50	MPO: N				Fed: 611 State: 152 Local: 0	FFOS:	0	0	0	0	0
Fund Cat: Taking Care Of System				Awd Date: 2018	Anticipated Fed Cat: NHPP	Payments:	0	0	0	0	0
Sec Cat: Preventive Maint				Future Cost: 0	Estimate Total: 768						
TIP #:											
County: Various	ADA Transition Plan improvements at various locations in the Central District.					Engineering:	5	0	0	0	0
Route: Various	\$1,214,000 Statewide Transportation Alternatives funds.					R/W:	0	0	0	0	0
Job No.: 0P3011F						Construction:	0	680	0	0	0
Length: 0.00	MPO: N				Fed: 544 State: 136 Local: 0	FFOS:	0	680	0	0	0
Fund Cat: Taking Care Of System				Awd Date: 2017	Anticipated Fed Cat: S.T.P.	Payments:	0	0	0	0	0
Sec Cat: N- Ada Trans				Future Cost: 0	Estimate Total: 685						
TIP #:											
County: Various	Safety projects at various locations in the Central District. \$1,309,000 from Open					Engineering:	0	0	0	0	0
Route: Various	Container funds.					R/W:	0	0	0	0	0
Job No.: 0P3018F						Construction:	0	0	1,348	0	0
Length: 0.00	MPO: N				Fed: 1,213 State: 135 Local: 0	FFOS:	0	0	1,309	0	0
Fund Cat: Safety				Awd Date: 2018	Anticipated Fed Cat: Safety	Payments:	0	0	0	0	0
Sec Cat: Safety				Future Cost: 0	Estimate Total: 1,348						
TIP #:											

* Subject to the approval of the Transportation Improvement Plan by the governing Metropolitan Planning Organization.

Apr-22-2016

Section 4 - 21

District Central

Dollars in Thousands



2017-2021 Highway and Bridge Construction Schedule

Transportation Planning

P.O. Box 270
Jefferson City, MO 65102

Construction contingency applied to construction cost in the year the project is awarded.

Three percent project growth factor compounded annually is applied to right-of-way and construction costs in program years 2, 3, 4, and 5.

No inflation is applied to the Funding From Other Sources (FFOS) or Payments.

Engineering includes PE costs, CE costs and R/W incidentals.

Construction contingency applied to construction cost in the year the project is awarded. Three percent project growth factor compounded annually is applied to right-of-way and construction costs in program years 2, 3, 4, and 5. No inflation is applied to the Funding From Other Sources (FFOS) or Payments. Engineering includes PE costs, CE costs and R/W incidentals.							STATE FISCAL YEAR PROJECT BUDGETING					
							Prior Prog.	7/2016- 6/2017	7/2017- 6/2018	7/2018- 6/2019	7/2019- 6/2020	7/2020- 6/2021
County: Various Route: Various Job No.: 0P3019F Length: 0.00 MPO: N Fund Cat: Safety Sec Cat: Safety TIP #:	Safety projects at various locations in the Central District. \$1,760,000 from Open Container funds. Fed: 1,680 State: 187 Local: 0 Awd Date: 2019 Anticipated Fed Cat: Safety Future Cost: 0 Estimate Total: 1,867					Engineering:	0	0	0	0	0	
						R/W:	0	0	0	0	0	
						Construction:	0	0	0	1,867	0	
						FFOS:	0	0	0	1,760	0	
						Payments:	0	0	0	0	0	
County: Various Route: Various Job No.: 0P3020F Length: 0.00 MPO: N Fund Cat: Safety Sec Cat: Safety TIP #:	Safety projects at various locations in the Central District. \$1,760,000 from Open Container funds. Fed: 1,731 State: 192 Local: 0 Awd Date: 2020 Anticipated Fed Cat: Safety Future Cost: 0 Estimate Total: 1,923					Engineering:	0	0	0	0	0	
						R/W:	0	0	0	0	0	
						Construction:	0	0	0	0	1,923	
						FFOS:	0	0	0	0	1,760	
						Payments:	0	0	0	0	0	
County: Various Route: Various Job No.: 0P3021F Length: 0.00 MPO: N Fund Cat: Safety Sec Cat: Safety TIP #:	Safety projects at various locations in the Central District. \$1,760,000 from Open Container funds. Fed: 1,783 State: 198 Local: 0 Awd Date: 2021 Anticipated Fed Cat: Safety Future Cost: 0 Estimate Total: 1,981					Engineering:	0	0	0	0	0	
						R/W:	0	0	0	0	0	
						Construction:	0	0	0	0	1,981	
						FFOS:	0	0	0	0	1,760	
						Payments:	0	0	0	0	0	
County: Various Route: Various Job No.: 0S3017F Length: 0.00 MPO: N Fund Cat: Taking Care Of System Sec Cat: N- Ada Trans TIP #:	ADA Transition Plan improvements at various locations in the Central District. \$1,188,000 from Statewide Transportation Alternatives funds. Fed: 950 State: 238 Local: 0 Awd Date: 2017 Anticipated Fed Cat: S.T.P. Future Cost: 0 Estimate Total: 1,188					Engineering:	0	0	0	0	0	
						R/W:	0	0	0	0	0	
						Construction:	0	1,188	0	0	0	
						FFOS:	0	1,188	0	0	0	
						Payments:	0	0	0	0	0	
County: Various Route: Various Job No.: 0S3019F Length: 0.00 MPO: N Fund Cat: Taking Care Of System Sec Cat: N- Ada Trans TIP #:	ADA Transition Plan improvements at various locations in the Central District. \$1,247,000 from Statewide Transportation Alternatives funds. Fed: 1,058 State: 265 Local: 0 Awd Date: 2019 Anticipated Fed Cat: S.T.P. Future Cost: 0 Estimate Total: 1,323					Engineering:	0	0	0	0	0	
						R/W:	0	0	0	0	0	
						Construction:	0	0	0	1,323	0	
						FFOS:	0	0	0	1,247	0	
						Payments:	0	0	0	0	0	

* Subject to the approval of the Transportation Improvement Plan by the governing Metropolitan Planning Organization.

Apr-22-2016

Section 4 - 22

District Central

Dollars in Thousands



2017-2021 Highway and Bridge Construction Schedule

Transportation Planning

P.O. Box 270
Jefferson City, MO 65102

Construction contingency applied to construction cost in the year the project is awarded.

Three percent project growth factor compounded annually is applied to right-of-way and construction costs in program years 2, 3, 4, and 5.

No inflation is applied to the Funding From Other Sources (FFOS) or Payments.

Engineering includes PE costs, CE costs and R/W incidentals.

						STATE FISCAL YEAR PROJECT BUDGETING					
						Prior Prog.	7/2016- 6/2017	7/2017- 6/2018	7/2018- 6/2019	7/2019- 6/2020	7/2020- 6/2021
County: Various	ADA Transition Plan improvements at various locations in the Central District.					Engineering:	0	0	0	0	0
Route: Various	\$1,278,000 from Statewide Transportation Alternatives funds.					R/W:	0	0	0	0	0
Job No.: 0S3020F						Construction:	0	0	0	1,397	0
Length: 0.00	MPO: N					FFOS:	0	0	0	1,278	0
Fund Cat: Taking Care Of System					Fed: 1,118 State: 279 Local: 0	Payments:	0	0	0	0	0
Sec Cat: N- Ada Trans	Awd Date: 2020	Anticipated Fed Cat: S.T.P.									
TIP #:	Future Cost: 0				Estimate Total: 1,397						
County: Various	ADA Transition Plan improvements at various locations in the Central District.					Engineering:	0	0	0	0	0
Route: Various	\$1,278,000 from Statewide Transportation Alternatives funds.					R/W:	0	0	0	0	0
Job No.: 0S3021F						Construction:	0	0	0	0	1,438
Length: 0.00	MPO: N					FFOS:	0	0	0	0	1,278
Fund Cat: Taking Care Of System					Fed: 1,150 State: 288 Local: 0	Payments:	0	0	0	0	0
Sec Cat: N- Ada Trans	Awd Date: 2021	Anticipated Fed Cat: S.T.P.									
TIP #:	Future Cost: 0				Estimate Total: 1,438						
County: Various	Job Order Contracting for guard cable and guardrail repair on various routes in the northern portion of the Central District.					Engineering:	0	37	0	0	0
Route: Various						R/W:	0	0	0	0	0
Job No.: 5P3183						Construction:	0	510	0	0	0
Length: 0.00	MPO: N					FFOS:	0	0	0	0	0
Fund Cat: Taking Care Of System					AC-State: 438 State: 109 Local: 0	Payments:	0	0	0	0	0
Sec Cat: Routine Maintenance	Awd Date: Spring 17	Anticipated Fed Cat: S.T.P.									
TIP #:	Future Cost: 0				Estimate Total: 547						
County: Various	Job Order Contracting for guard cable and guardrail repair on various routes in the southern portion of the Central District.					Engineering:	0	37	0	0	0
Route: Various						R/W:	0	0	0	0	0
Job No.: 5P3184						Construction:	0	510	0	0	0
Length: 0.00	MPO: N					FFOS:	0	0	0	0	0
Fund Cat: Taking Care Of System					AC-State: 438 State: 109 Local: 0	Payments:	0	0	0	0	0
Sec Cat: Routine Maintenance	Awd Date: Spring 17	Anticipated Fed Cat: S.T.P.									
TIP #:	Future Cost: 0				Estimate Total: 547						
County: Various	Chevron installation on various curves in Boone and Callaway Counties.					Engineering:	0	34	0	0	0
Route: Various						R/W:	0	0	0	0	0
Job No.: 5P3204						Construction:	0	314	0	0	0
Length: 0.00	MPO: N					FFOS:	0	0	0	0	0
Fund Cat: Safety					Fed: 314 State: 34 Local: 0	Payments:	0	0	0	0	0
Sec Cat: Safety	Awd Date: Winter 17	Anticipated Fed Cat: Safety									
TIP #:	Future Cost: 0				Estimate Total: 348						

* Subject to the approval of the Transportation Improvement Plan by the governing Metropolitan Planning Organization.

Apr-22-2016

Section 4 - 23

District Central

Dollars in Thousands



2017-2021 Highway and Bridge Construction Schedule

Transportation Planning

P.O. Box 270
Jefferson City, MO 65102

Construction contingency applied to construction cost in the year the project is awarded.

Three percent project growth factor compounded annually is applied to right-of-way and construction costs in program years 2, 3, 4, and 5.

No inflation is applied to the Funding From Other Sources (FFOS) or Payments.

Engineering includes PE costs, CE costs and R/W incidentals.

Construction contingency applied to construction cost in the year the project is awarded. Three percent project growth factor compounded annually is applied to right-of-way and construction costs in program years 2, 3, 4, and 5. No inflation is applied to the Funding From Other Sources (FFOS) or Payments. Engineering includes PE costs, CE costs and R/W incidentals.										STATE FISCAL YEAR PROJECT BUDGETING					
										Prior Prog.	7/2016- 6/2017	7/2017- 6/2018	7/2018- 6/2019	7/2019- 6/2020	7/2020- 6/2021
County: Various Route: Various Job No.: 5P3216 Length: 0.00 MPO: N Fund Cat: Taking Care Of System Sec Cat: Routine Maintenance Awd Date: 2019 TIP #: Future Cost: 0	Pavement, bridge or operational improvements at various locations in the Central District. AC-State: 27,229 State: 6,807 Local: 0 Anticipated Fed Cat: S.T.P. Estimate Total: 34,036				Engineering: R/W: Construction: FFOS: Payments:	0 0 0 0 0	50 0 0 0 0	50 0 0 0 0	2,109 0 31,827 0 0	0 0 0 0 0	0 0 0 0 0				
County: Various Route: Various Job No.: 5S3043B Length: 0.00 MPO: N Fund Cat: Taking Care Of System Sec Cat: Low Type Resurfacing Awd Date: 2019 TIP #: Future Cost: 0	Pavement and bridge improvements on various routes in the Central District. AC-State: 4,625 State: 1,157 Local: 0 Anticipated Fed Cat: S.T.P. Estimate Total: 5,783				Engineering: R/W: Construction: FFOS: Payments:	1 0 0 0 0	1 0 0 0 0	33 0 0 0 0	443 0 5,305 0 0	0 0 0 0 0	0 0 0 0 0				
County: Washington Route: MO 185 Job No.: 5S3152 Length: 27.52 MPO: N Fund Cat: Taking Care Of System Sec Cat: Thin Lift Overlay Awd Date: Fall 16 TIP #: Future Cost: 0	Pavement improvements from Franklin County to Rte. 8 in Potosi. AC-State: 523 State: 131 Local: 0 Anticipated Fed Cat: S.T.P. Estimate Total: 657				Engineering: R/W: Construction: FFOS: Payments:	3 0 0 0 0	43 0 611 0 0	0 0 0 0 0	0 0 0 0 0	0 0 0 0 0	0 0 0 0 0				
County: Washington Route: MO 185 Job No.: 5S3178 Length: 0.07 MPO: N Fund Cat: Taking Care Of System Sec Cat: Rehab And Reconst Awd Date: 2019 TIP #: Future Cost: 0	Bridge improvements over Fourche-A-Renault. Project involves bridge X0449. Fed: 555 State: 139 Local: 0 Anticipated Fed Cat: NHPP Estimate Total: 704				Engineering: R/W: Construction: FFOS: Payments:	10 0 0 0 0	20 0 0 0 0	25 10 0 0 0	83 0 556 0 0	0 0 0 0 0	0 0 0 0 0				
County: Washington Route: MO 21 Job No.: 5P3212 Length: 40.05 MPO: N Fund Cat: Taking Care Of System Sec Cat: Thin Lift Overlay Awd Date: 2019 TIP #: Future Cost: 0	Pavement improvements from Jefferson County to Rte. 32 in Iron County. Includes Rte. 32 from Rte. 21 to St. Francois County. AC-State: 5,543 State: 1,385 Local: 0 Anticipated Fed Cat: S.T.P. Estimate Total: 6,928				Engineering: R/W: Construction: FFOS: Payments:	0 0 0 0 0	5 0 0 0 0	7 10 0 0 0	391 0 6,515 0 0	0 0 0 0 0	0 0 0 0 0				

* Subject to the approval of the Transportation Improvement Plan by the governing Metropolitan Planning Organization.

Apr-22-2016

Section 4 - 24

District Central

Dollars in Thousands



2017-2021 Highway and Bridge Construction Schedule

Transportation Planning

P.O. Box 270
Jefferson City, MO 65102

Construction contingency applied to construction cost in the year the project is awarded.

Three percent project growth factor compounded annually is applied to right-of-way and construction costs in program years 2, 3, 4, and 5.

No inflation is applied to the Funding From Other Sources (FFOS) or Payments.

Engineering includes PE costs, CE costs and R/W incidentals.

Construction contingency applied to construction cost in the year the project is awarded. Three percent project growth factor compounded annually is applied to right-of-way and construction costs in program years 2, 3, 4, and 5. No inflation is applied to the Funding From Other Sources (FFOS) or Payments. Engineering includes PE costs, CE costs and R/W incidentals.										STATE FISCAL YEAR PROJECT BUDGETING					
										Prior Prog.	7/2016- 6/2017	7/2017- 6/2018	7/2018- 6/2019	7/2019- 6/2020	7/2020- 6/2021
County: Washington	Bridge improvements over Cedar Creek. Project involves bridge J0987.					Engineering:	10	245	0	0	0	0			
Route: MO 32						R/W:	0	9	0	0	0	0			
Job No.: 5P3105						Construction:	0	1,009	0	0	0	0			
Length: 0.14	MPO: N					FFOS:	0	0	0	0	0	0			
Fund Cat: Taking Care Of System			Fed: 1,011	State: 252	Local: 0	Payments:	0	0	0	0	0	0			
Sec Cat: Rehab And Reconst	Awd Date: Winter 17	Anticipated Fed Cat: NHPP													
TIP #:	Future Cost: 0	Estimate Total: 1,273													
County: Washington	Pavement improvements from Rte. AA to St. Francois County.					Engineering:	20	221	0	0	0	0			
Route: MO 8						R/W:	0	10	0	0	0	0			
Job No.: 5P3115						Construction:	0	3,194	0	0	0	0			
Length: 19.30	MPO: N					FFOS:	0	0	0	0	0	0			
Fund Cat: Taking Care Of System			AC-State: 2,740	State: 685	Local: 0	Payments:	0	0	0	0	0	0			
Sec Cat: Thin Lift Overlay	Awd Date: Spring 17	Anticipated Fed Cat: NHPP													
TIP #:	Future Cost: 0	Estimate Total: 3,445													

* Subject to the approval of the Transportation Improvement Plan by the governing Metropolitan Planning Organization.

Apr-22-2016

Section 4 - 25

District Central

Dollars in Thousands



2017-2021 Highway and Bridge Construction Schedule

Transportation Planning

P.O. Box 270
Jefferson City, MO 65102

Construction contingency applied to construction cost in the year the project is awarded.
Three percent project growth factor compounded annually is applied to right-of-way and construction costs in program years 2, 3, 4, and 5.
No inflation is applied to the Funding From Other Sources (FFOS) or Payments.
Engineering includes PE costs, CE costs and R/W incidentals.

STATE FISCAL YEAR PROJECT BUDGETING						
	Prior Prog.	7/2016-6/2017	7/2017-6/2018	7/2018-6/2019	7/2019-6/2020	7/2020-6/2021
FFOS:	0	6,965	3,058	3,007	3,038	3,038
Total R/W:	7	531	109	0	0	0
Total Construction:	0	91,568	73,969	90,709	9,858	3,419
Paybacks:	0	0	0	0	0	0
Sub-Total:	7	92,099	74,078	90,709	9,858	3,419
Total Engineering:	1,796	13,608	8,679	6,647	358	0
Grand Total:	1,803	105,707	82,757	97,356	10,216	3,419

	2017	2018	2019	2020	2021
State	20,080	16,371	16,524	1,161	486
AC-State	34,499	43,996	52,051	0	0
Local	0	0	0	0	0
Sub-total State	54,579	60,367	68,575	1,161	486
Federal					
Sub-total Federal	51,128	22,390	28,781	9,055	2,933
Grand Total	105,707	82,757	97,356	10,216	3,419

Project Count: 122

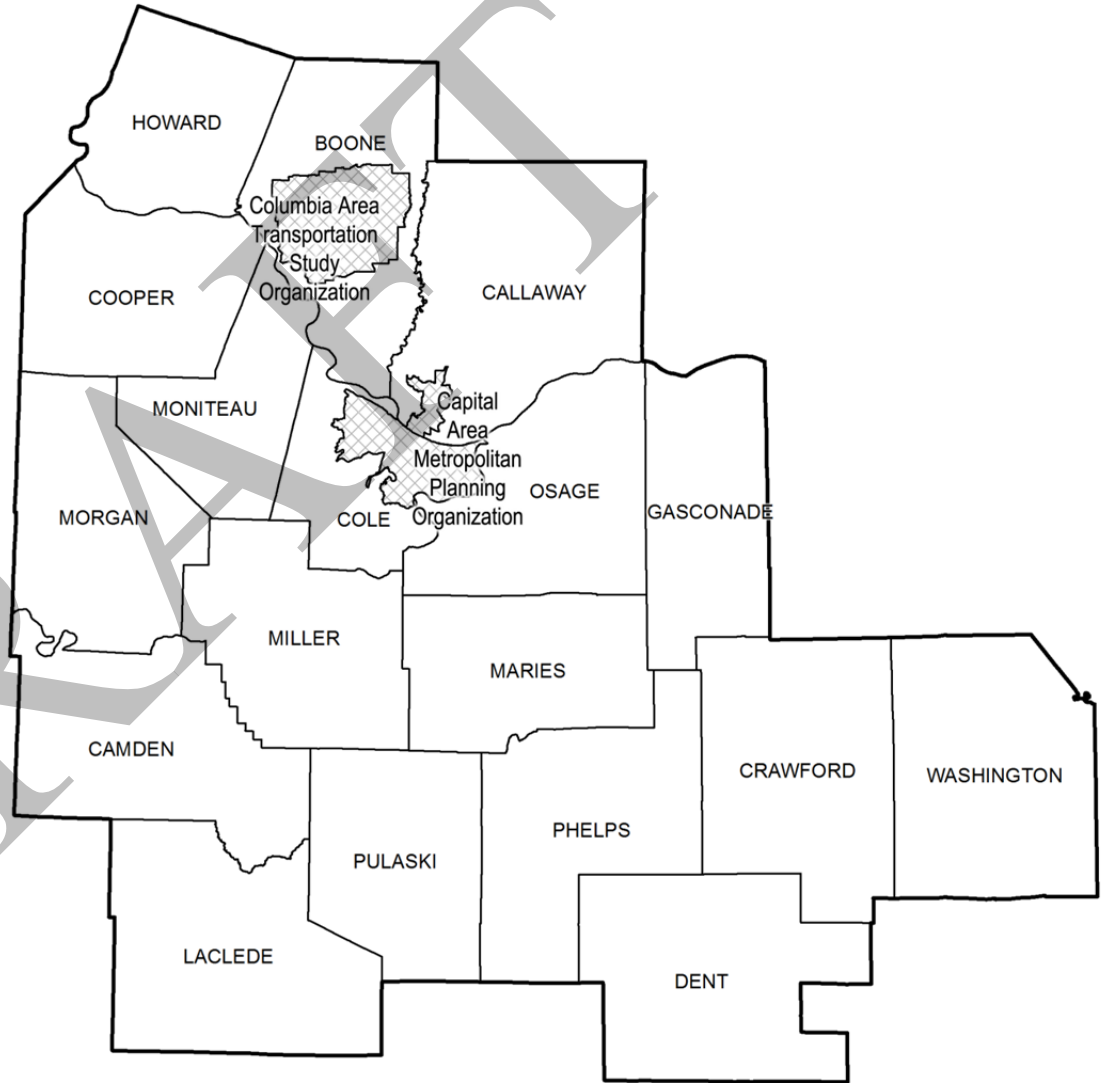
* Subject to the approval of the Transportation Improvement Plan by the governing Metropolitan Planning Organization.

Apr-22-2016

Section 4 - 1

District Central

Dollars in Thousands



MoDOT's Central District

PAYMENT PROJECTS



2017-2021 Highway and Bridge Construction Schedule

Transportation Planning

P.O. Box 270
Jefferson City, MO 65102

Construction contingency applied to construction cost in the year the project is awarded.

Three percent project growth factor compounded annually is applied to right-of-way and construction costs in program years 2, 3, 4, and 5.

No inflation is applied to the Funding From Other Sources (FFOS) or Payments.

Engineering includes PE costs, CE costs and R/W incidentals.

Construction contingency applied to construction cost in the year the project is awarded. Three percent project growth factor compounded annually is applied to right-of-way and construction costs in program years 2, 3, 4, and 5. No inflation is applied to the Funding From Other Sources (FFOS) or Payments. Engineering includes PE costs, CE costs and R/W incidentals.										STATE FISCAL YEAR PROJECT BUDGETING					
										Prior Prog.	7/2016- 6/2017	7/2017- 6/2018	7/2018- 6/2019	7/2019- 6/2020	7/2020- 6/2021
County: Various Route: Various Job No.: 5B0800T Length: 0.00 MPO: Y Fund Cat: Taking Care Of System Fed: 0 State: 21,380 Local: 0 Sec Cat: Rehab And Reconst Awd Date: N/A Anticipated Fed Cat: State TIP #: Future Cost: 50,001 - 75,000 Estimate Total: 48,929	Payback beginning in SFY 2008 for Safe and Sound bridges in the Central District.				Engineering:	0	0	0	0	0	0				
						R/W:	107	0	0	0	0	0			
						Construction:	0	0	0	0	0	0			
						FFOS:	107	0	0	0	0	0			
						Payments:	27,442	4,276	4,276	4,276	4,276	4,276			
County: Various Route: Various Job No.: 5P3180 Length: 0.00 MPO: N Fund Cat: Safety Fed: 31 State: 4 Local: 0 Sec Cat: Safety Awd Date: N/A Anticipated Fed Cat: Safety TIP #: Future Cost: 0 Estimate Total: 35	On-call work zone enforcement at various locations in the Central District.				Engineering:	0	0	0	0	0	0				
						R/W:	0	0	0	0	0	0			
						Construction:	0	0	0	0	0	0			
						FFOS:	0	0	0	0	0	0			
						Payments:	0	35	0	0	0	0			
County: Various Route: Various Job No.: 5P3217 Length: 0.00 MPO: N Fund Cat: Safety Fed: 31 State: 4 Local: 0 Sec Cat: Safety Awd Date: N/A Anticipated Fed Cat: Safety TIP #: Future Cost: 0 Estimate Total: 35	On-call work zone enforcement at various locations in the Central District.				Engineering:	0	0	0	0	0	0				
						R/W:	0	0	0	0	0	0			
						Construction:	0	0	0	0	0	0			
						FFOS:	0	0	0	0	0	0			
						Payments:	0	0	35	0	0	0			

* Subject to the approval of the Transportation Improvement Plan by the governing Metropolitan Planning Organization.

Apr-22-2016

Section 4 - 1

District Central

Dollars in Thousands



2017-2021 Highway and Bridge Construction Schedule

Transportation Planning

P.O. Box 270
Jefferson City, MO 65102

Construction contingency applied to construction cost in the year the project is awarded.
Three percent project growth factor compounded annually is applied to right-of-way and construction costs in program years 2, 3, 4, and 5.
No inflation is applied to the Funding From Other Sources (FFOS) or Payments.
Engineering includes PE costs, CE costs and R/W incidentals.

STATE FISCAL YEAR PROJECT BUDGETING						
	Prior Prog.	7/2016- 6/2017	7/2017- 6/2018	7/2018- 6/2019	7/2019- 6/2020	7/2020- 6/2021
FFOS:	107	0	0	0	0	0
Total R/W:	107	0	0	0	0	0
Total Construction:	0	0	0	0	0	0
Paybacks:	27,442	4,311	4,311	4,276	4,276	4,276
Sub-Total:	27,549	4,311	4,311	4,276	4,276	4,276
Total Engineering:	0	0	0	0	0	0
Grand Total:	27,549	4,311	4,311	4,276	4,276	4,276
		2017	2018	2019	2020	2021
State		4,280	4,280	4,276	4,276	4,276
AC-State		0	0	0	0	0
Local		0	0	0	0	0
Sub-total State		4,280	4,280	4,276	4,276	4,276
Federal						
Sub-total Federal		31	31	0	0	0
Grand Total		4,311	4,311	4,276	4,276	4,276

Project Count: 3

* Subject to the approval of the Transportation Improvement Plan by the governing Metropolitan Planning Organization.

Apr-22-2016

Section 4 - 1

District Central

Dollars in Thousands



2017-2021 Highway and Bridge Construction Schedule

Transportation Planning

P.O. Box 270
Jefferson City, MO 65102

Construction contingency applied to construction cost in the year the project is awarded.
Three percent project growth factor compounded annually is applied to right-of-way and construction costs in program years 2, 3, 4, and 5.

No inflation is applied to the Funding From Other Sources (FFOS) or Payments.

Engineering includes PE costs, CE costs and R/W incidentals.

Central

Total

STATE FISCAL YEAR PROJECT BUDGETING					
Prior Prog.	7/2016-6/2017	7/2017-6/2018	7/2018-6/2019	7/2019-6/2020	7/2020-6/2021

FFOS:	107	6,965	3,058	3,007	3,038	3,038
Total R/W:	114	531	109	0	0	0
Total Construction:	0	91,568	73,969	90,709	9,858	3,419
Paybacks:	27,442	4,311	4,311	4,276	4,276	4,276
Sub-Total:	27,556	96,410	78,389	94,985	14,134	7,695
Total Engineering:	1,796	13,608	8,679	6,647	358	0
Grand Total:	29,352	110,018	87,068	101,632	14,492	7,695

	2017	2018	2019	2020	2021
State	24,360	20,651	20,800	5,437	4,762
AC-State	34,499	43,996	52,051	0	0
Local	0	0	0	0	0
Sub-total State	58,859	64,647	72,851	5,437	4,762
Federal					
Sub-total Federal	51,159	22,421	28,781	9,055	2,933
Grand Total	110,018	87,068	101,632	14,492	7,695

Project Count: 125

* Subject to the approval of the Transportation Improvement Plan by the governing Metropolitan Planning Organization.

Apr-22-2016

Section 4 - 1

District Central

Dollars in Thousands

District Program Summary

Central

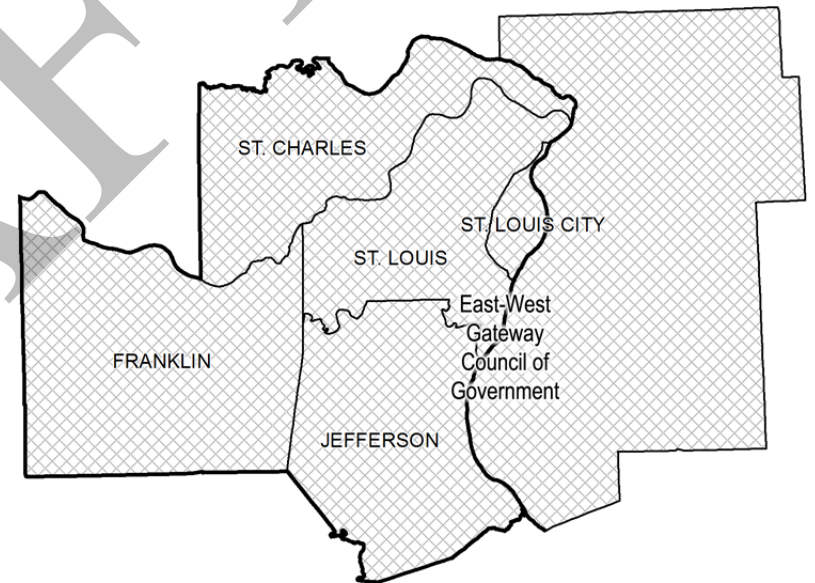
(Dollars in Millions)

Amounts include construction and right of way, excludes engineering.

State Fiscal Year	2017	2018	2019	2020	2021
Statewide Interstate And Major Bridge - Available					
Statewide Interstate And Major Bridge - FFOS	0.000	0.000	0.000	0.000	0.000
Statewide Interstate And Major Bridge - Fund Transfers	8.814	0.000	24.614	0.000	0.000
Statewide Interstate And Major Bridge - Carryover	-5.540	0.000	0.000	0.000	0.000
Award and Completed Project Adjustments	0.000	0.000	0.000	0.000	0.000
Statewide Interstate And Major Bridge - Total Available	3.274	0.000	24.614	0.000	0.000
Statewide Interstate And Major Bridge - Programmed	8.814	0.000	26.113	0.000	0.000
Safety - Available	2.912	3.085	3.015	3.084	3.060
Safety - FFOS	0.000	1.309	1.760	1.760	1.760
Safety - Fund Transfers	-1.820	-10.028	0.000	0.000	0.000
Safety - Carryover	-0.712	0.000	0.000	0.000	0.000
Award and Completed Project Adjustments	0.130	-1.400	-0.010	0.007	0.000
Safety - Total Available	0.510	-7.034	4.765	4.851	4.820
Safety - Programmed	0.787	1.383	1.867	1.923	1.981
Taking Care Of System - Available	29.154	31.794	31.542	32.261	32.014
Taking Care Of System - FFOS	6.965	1.749	1.247	1.278	1.278
Taking Care Of System - Fund Transfers	79.842	73.139	40.603	0.000	0.000
Taking Care Of System - Carryover	-62.490	0.000	0.000	0.000	0.000
Award and Completed Project Adjustments	-1.370	-3.660	-0.680	1.667	0.000
Taking Care Of System - Total Available	52.101	103.022	72.712	35.206	33.292
Taking Care Of System - Programmed	86.809	77.006	67.004	12.210	5.714
Flexible & Other - Available					
Flexible & Other - FFOS	0.000	0.000	0.000	0.000	0.000
Flexible & Other - Fund Transfers	0.000	0.000	0.000	0.000	0.000
Flexible & Other - Carryover	20.362	0.000	0.000	0.000	0.000
Award and Completed Project Adjustments	3.070	-5.700	0.470	0.599	0.000
Flexible & Other - Total Available	23.432	-5.700	0.470	0.599	0.000
Flexible & Other - Programmed	0.000	0.000	0.000	0.000	0.000
Statewide Major Projects & Emerging Needs - Available					
Statewide Major Projects & Emerging Needs - FFOS	0.000	0.000	0.000	0.000	0.000
Statewide Major Projects & Emerging Needs - Fund Transfers	0.000	0.000	0.000	0.000	0.000
Statewide Major Projects & Emerging Needs - Carryover	1.080	0.000	0.000	0.000	0.000
Award and Completed Project Adjustments	0.000	0.000	0.000	0.000	0.000
Statewide Major Projects & Emerging Needs - Total Available	1.080	0.000	0.000	0.000	0.000
Statewide Major Projects & Emerging Needs - Programmed	0.000	0.000	0.000	0.000	0.000
Statewide Amendment 3 - Available					
Statewide Amendment 3 - FFOS	0.000	0.000	0.000	0.000	0.000
Statewide Amendment 3 - Fund Transfers	0.000	0.000	0.000	0.000	0.000
Statewide Amendment 3 - Carryover	-16.615	0.000	0.000	0.000	0.000
Award and Completed Project Adjustments	0.000	0.000	0.000	0.000	0.000
Statewide Amendment 3 - Total Available	-16.615	0.000	0.000	0.000	0.000
Statewide Amendment 3 - Programmed	0.000	0.000	0.000	0.000	0.000
Total Categorized Funding Available by SFY	63.782	90.288	102.561	40.656	38.112
Total Flexible Funds Available	28.098	-12.402	-4.374	54.778	50.971
Adjustments	1.830	-10.760	-0.220	2.273	0.000
Carryovers	-63.915				
Total Available by SFY	91.880	77.886	98.187	95.434	89.083
Total Programmed by SFY	96.410	78.389	94.984	14.133	7.695

Note: Three percent inflation compounded annually applied to program years 2018 - 2021

Two percent construction contingency applied to construction.



MoDOT's St Louis District

TMA: East-West Gateway Council of Governments

(Note: The following MoDOT projects are located inside the St Louis Metropolitan Planning area boundary.)

PROJECT DESCRIPTION KEY

2017-2021 Highway and Bridge Construction Schedule

Construction contingency applied to construction cost in the year the project is awarded.

Three percent project growth factor compounded annually is applied to right-of-way and construction in program years 2, 3, 4, and 5.

No inflation is applied to the Funding From Other Sources (FFOS) or Payments.

Engineering includes PE costs, CE costs, and R/W incidentals.

						STATE FISCAL YEAR PROJECT BUDGETING					
						Prior Prog.	7/2016 6/2017	7/2017 6/2018	7/2018 6/2019	7/2019 6/2020	7/2020 6/2021
County:	XXXXXXXXXXXXXXXXXXXXXXXXXXXXXXXXXXXX					Engineering:	99	9	0	0	0
Route:	XXXXXXXXXXXXXXXXXXXXXXXXXXXXXXXXXXXX					R/W:	0	0	99	0	0
Job No.:						Construction:	0	0	0	999	0
Length:											
Fund Cat:	MPO:	Fed:		State:	Local:	FFOS:	0	0	0	99	0
Sec Cat:	Award Date	Anticipated Fed Cat:		Estimate Total:	Federal Oversight	Payments:	0	99	0	0	0
TIP#	Future Cost:										

Anticipated Federal
Funding Category^

Estimated cost range beyond 2021.

Date project is to be awarded to begin
construction (Season and calendar year for
2016 & 2017. SFY only beyond 2017).

Metropolitan Planning Organization (Y/N).

Project description and location.

County location of project.

Route location of project.

Project number used to track
project costs.

Total length in 1/100 miles.

Primary Funding Category.*

Secondary Funding Category.**

Transportation Improvement Plan

Projects with full oversight by the
Federal Highway Administration.

Total project cost estimate.

Federal, Advanced CN-State,
State and Local share of project
costs.

Dollars programmed
in previous STIPs.

Dollars funded
from other
sources.

Dollars for construction,
utilities and

Dollars for right-of-way
(land acquisition).

Dollars to be paid back for
accelerating the project or
payments to others.

Dollars for engineering that include
preliminary engineering, construction
engineering and right-of-way incidentals.

*Primary Funding Category:

Take Care of System
Statewide Interstate & Major Bridge
Safety
Statewide Safety
Flexible & Other
Amendment 3

**Secondary Funding Category:

Enhancements
Low Type Resurfacing
N - Ada Trans (ADA Transition Plan)
Preventive Maint (Preventive Maintenance)
Regional
Rehab And Reconst (Rehabilitation and Reconstruction)
Routine Maintenance
Safety
Systems Operations
Thin Lift Overlay
Urban Safety

^Anticipated Federal Funding Category:

CMAQ - Congestion Mitigation and Air Quality.

* Usually 80% Federal & 20% State funds.

Earmark - usually 80% Federal & 20% State funds.

NHFP - National Highway Freight Program.

* Usually 80% Federal & 20% State funds.

NHPP - National Highway Performance Program.

* Usually 80% Federal & 20% State funds.

* Sometimes 90% Federal & 10% State funds.

Safety - usually 90% Federal & 10% State funds.

State - No federal funds, state only funded.

STP - Surface Transportation Block Grant Program.

* Usually 80% Federal & 20% State funds.

(All Costs in Thousands)



2017-2021 Highway and Bridge Construction Schedule

Transportation Planning

P.O. Box 270
Jefferson City, MO 65102

Construction contingency applied to construction cost in the year the project is awarded.

Three percent project growth factor compounded annually is applied to right-of-way and construction costs in program years 2, 3, 4, and 5.

No inflation is applied to the Funding From Other Sources (FFOS) or Payments.

Engineering includes PE costs, CE costs and R/W incidentals.

Construction contingency applied to construction cost in the year the project is awarded. Three percent project growth factor compounded annually is applied to right-of-way and construction costs in program years 2, 3, 4, and 5. No inflation is applied to the Funding From Other Sources (FFOS) or Payments. Engineering includes PE costs, CE costs and R/W incidentals.										STATE FISCAL YEAR PROJECT BUDGETING					
										Prior Prog.	7/2016- 6/2017	7/2017- 6/2018	7/2018- 6/2019	7/2019- 6/2020	7/2020- 6/2021
County: Franklin Route: MO 100 Job No.: 6P3158 Length: 7.95 MPO: Y Fund Cat: Taking Care Of System Sec Cat: Preventive Maint Awd Date: Winter 17 Anticipated Fed Cat: NHPP TIP #: Future Cost: 0 Estimate Total: 1,860	Pavement improvements from west of Rte. OO to Rte. 109					Engineering:	12	212	0	0	0	0			
						R/W:	0	0	0	0	0	0			
						Construction:	0	1,636	0	0	0	0			
						FFOS:	0	0	0	0	0	0			
						Payments:	0	0	0	0	0	0			
County: Franklin Route: IS 44 Job No.: 6I3116 Length: 0.13 MPO: Y Fund Cat: Taking Care Of System Sec Cat: Rehab And Reconst Awd Date: 2018 Anticipated Fed Cat: NHPP TIP #: Future Cost: 0 Estimate Total: 3,441	Bridge improvements on eastbound bridge over Rte. 50. Project involves bridge L0931.					Engineering:	10	30	231	0	0	0			
						R/W:	0	0	0	0	0	0			
						Construction:	0	0	3,170	0	0	0			
						FFOS:	0	0	0	0	0	0			
						Payments:	0	0	0	0	0	0			
County: Franklin Route: IS 44 Job No.: 6I3189 Length: 14.78 MPO: Y Fund Cat: Taking Care Of System Sec Cat: Preventive Maint Awd Date: 2018 Anticipated Fed Cat: NHPP Federal Oversight TIP #: Future Cost: 0 Estimate Total: 35,569	Pavement improvements from Rte. 30 to the Crawford County line.					Engineering:	0	300	2,250	0	0	0			
						R/W:	0	0	0	0	0	0			
						Construction:	0	0	33,019	0	0	0			
						FFOS:	0	0	0	0	0	0			
						Payments:	0	0	0	0	0	0			
County: Franklin Route: MO 47 Job No.: 6S3161 Length: 14.31 MPO: Y Fund Cat: Taking Care Of System Sec Cat: Preventive Maint Awd Date: Summer 17 Anticipated Fed Cat: NHPP TIP #: Future Cost: 0 Estimate Total: 2,501	Pavement improvements from 3rd Street in Washington to Commercial Avenue in St. Clair.					Engineering:	0	100	197	0	0	0			
						R/W:	0	0	0	0	0	0			
						Construction:	0	0	2,204	0	0	0			
						FFOS:	0	0	0	0	0	0			
						Payments:	0	0	0	0	0	0			
County: Franklin Route: RT AD Job No.: 6S3168 Length: 0.09 MPO: Y Fund Cat: Taking Care Of System Sec Cat: Preventive Maint Awd Date: 2019 Anticipated Fed Cat: NHPP TIP #: Future Cost: 0 Estimate Total: 2,279	Bridge improvement over Happy Sac Creek. Project involves bridge N0620.					Engineering:	0	50	77	151	0	0			
						R/W:	0	0	49	0	0	0			
						Construction:	0	0	0	1,952	0	0			
						FFOS:	0	0	0	0	0	0			
						Payments:	0	0	0	0	0	0			

* Subject to the approval of the Transportation Improvement Plan by the governing Metropolitan Planning Organization.

Apr-22-2016

Section 4 - 1

District St. Louis

TMA

Dollars in Thousands



2017-2021 Highway and Bridge Construction Schedule

Transportation Planning

P.O. Box 270
Jefferson City, MO 65102

Construction contingency applied to construction cost in the year the project is awarded.

Three percent project growth factor compounded annually is applied to right-of-way and construction costs in program years 2, 3, 4, and 5.

No inflation is applied to the Funding From Other Sources (FFOS) or Payments.

Engineering includes PE costs, CE costs and R/W incidentals.

Construction contingency applied to construction cost in the year the project is awarded. Three percent project growth factor compounded annually is applied to right-of-way and construction costs in program years 2, 3, 4, and 5. No inflation is applied to the Funding From Other Sources (FFOS) or Payments. Engineering includes PE costs, CE costs and R/W incidentals.							STATE FISCAL YEAR PROJECT BUDGETING					
							Prior Prog.	7/2016- 6/2017	7/2017- 6/2018	7/2018- 6/2019	7/2019- 6/2020	7/2020- 6/2021
County: Franklin Route: RT BB Job No.: 6S3137 Length: 3.07 MPO: Y Fund Cat: Taking Care Of System Sec Cat: Preventive Maint Awd Date: Winter 17 Anticipated Fed Cat: S.T.P. TIP #: Future Cost: 0 Estimate Total: 1,573	Pavement and shoulder improvements from Rte. A to Rte. 50.						Engineering: 90 R/W: 0 Construction: 0 FFOS: 0 Payments: 0	132 0 1,351 0 0	0 0 0 0 0	0 0 0 0 0	0 0 0 0 0	
County: Franklin Route: RT H Job No.: 6S3162 Length: 0.09 MPO: Y Fund Cat: Taking Care Of System Sec Cat: Preventive Maint Awd Date: 2019 Anticipated Fed Cat: NHPP TIP #: Future Cost: 0 Estimate Total: 1,283	Bridge improvements over the Bourbeuse River. Project involves bridge R0497.						Engineering: 0 R/W: 0 Construction: 0 FFOS: 0 Payments: 0	50 0 0 0 0	30 0 0 0 0	92 0 1,111 0 0	0 0 0 0 0	
County: Franklin Route: CRD ST MARYS RD Job No.: 6S3163 Length: 0.04 MPO: Y Fund Cat: Taking Care Of System (Statewide) Sec Cat: Preventive Maint Awd Date: 2018 Anticipated Fed Cat: NHPP TIP #: Future Cost: 0 Estimate Total: 1,591	Replace bridge on St. Mary's Road over I-44. Project involves bridge LO868.						Engineering: 0 R/W: 0 Construction: 0 FFOS: 0 Payments: 0	60 0 0 0 0	142 0 1,389 0 0	0 0 0 0 0	0 0 0 0 0	
County: Jefferson Route: MO 141 Job No.: 6P3143 Length: 0.09 MPO: Y Fund Cat: Safety Sec Cat: Awd Date: 2019 Anticipated Fed Cat: Safety TIP #: Future Cost: 0 Estimate Total: 1,084	Intersection improvements at Ridgewood School Road.						Engineering: 20 R/W: 0 Construction: 0 FFOS: 0 Payments: 0	60 0 0 0 0	20 0 0 0 0	57 0 927 0 0	0 0 0 0 0	
County: Jefferson Route: MO 141 Job No.: 6P3184 Length: 7.55 MPO: Y Fund Cat: Taking Care Of System Sec Cat: Preventive Maint Awd Date: 2019 Anticipated Fed Cat: NHPP TIP #: Future Cost: 0 Estimate Total: 6,768	Pavement improvements from north of Rte. 30 to Rte. 61/67.						Engineering: 0 R/W: 0 Construction: 0 FFOS: 0 Payments: 0	150 0 0 0 0	150 0 0 0 0	440 0 6,028 0 0	0 0 0 0 0	

* Subject to the approval of the Transportation Improvement Plan by the governing Metropolitan Planning Organization.

Apr-22-2016

Section 4 - 2

District St. Louis

TMA

Dollars in Thousands



2017-2021 Highway and Bridge Construction Schedule

Transportation Planning

P.O. Box 270
Jefferson City, MO 65102

Construction contingency applied to construction cost in the year the project is awarded.

Three percent project growth factor compounded annually is applied to right-of-way and construction costs in program years 2, 3, 4, and 5.

No inflation is applied to the Funding From Other Sources (FFOS) or Payments.

Engineering includes PE costs, CE costs and R/W incidentals.

Construction contingency applied to construction cost in the year the project is awarded. Three percent project growth factor compounded annually is applied to right-of-way and construction costs in program years 2, 3, 4, and 5. No inflation is applied to the Funding From Other Sources (FFOS) or Payments. Engineering includes PE costs, CE costs and R/W incidentals.											STATE FISCAL YEAR PROJECT BUDGETING					
											Prior Prog.	7/2016- 6/2017	7/2017- 6/2018	7/2018- 6/2019	7/2019- 6/2020	7/2020- 6/2021
County: Jefferson	Drainage improvements between Old Rte. 21 and Klable Road.					Engineering:	146	2	57	0	0	0				
Route: MO 21						R/W:	0	597	0	0	0	0				
Job No.: 6P0876R						Construction:	0	0	838	0	0	0				
Length: 1.73	MPO: Y	Fed: 1,196 State: 298 Local: 0			FFOS:	0	0	0	0	0	0					
Fund Cat: Taking Care Of System	Anticipated Fed Cat: NHPP					Payments:	0	0	0	0	0	0				
Sec Cat: Rehab And Reconst	Awd Date: Summer 17	Future Cost: 0			Estimate Total: 1,640											
TIP #: 																
County: Jefferson	Intersection improvements at Rte. 110.					Engineering:	170	29	75	0	0	0				
Route: MO 21						R/W:	0	875	0	0	0	0				
Job No.: 6P2345						Construction:	0	0	1,011	0	0	0				
Length: 0.20	MPO: Y	Fed: 1,790 State: 200 Local: 0			FFOS:	0	0	0	0	0	0					
Fund Cat: Safety	Anticipated Fed Cat: Safety					Payments:	0	0	0	0	0	0				
Sec Cat: Urban Safety	Awd Date: 2018	Future Cost: 0			Estimate Total: 2,160											
TIP #: 5313-11																
County: Jefferson	Payment to City of Desoto for roadway improvements on Rte. 21 between Cajun Drive and Rte H. \$881,606 Congestion Mitigation and Air Quality funds.					Engineering:	0	0	0	0	0	0				
Route: MO 21						R/W:	0	0	0	0	0	0				
Job No.: 6P3155						Construction:	0	982	0	0	0	0				
Length: 0.53	MPO: Y	Fed: 786 State: 196 Local: 0			FFOS:	0	882	0	0	0	0					
Fund Cat: Taking Care Of System	Anticipated Fed Cat: S.T.P.					Payments:	0	0	0	0	0	0				
Sec Cat: Preventive Maint	Awd Date: N/A	Future Cost: 0			Estimate Total: 982											
TIP #: 																
County: Jefferson	Bridge improvements on eastbound and westbound lanes over Saline Creek. Includes culvert improvement on Gravois Road. Project involves bridges A2380 and G0885.					Engineering:	201	24	20	177	0	0				
Route: MO 30						R/W:	0	28	0	0	0	0				
Job No.: 6S1908						Construction:	0	0	0	3,544	0	0				
Length: 0.20	MPO: Y	Fed: 3,034 State: 759 Local: 0			FFOS:	0	0	0	0	0	0					
Fund Cat: Taking Care Of System	Anticipated Fed Cat: NHPP					Payments:	0	0	0	0	0	0				
Sec Cat: Rehab And Reconst	Awd Date: 2019	Future Cost: 0			Estimate Total: 3,994											
TIP #: 4405G-09																
County: Jefferson	Pavement improvements and guardrail upgrades from east of Rte. 141 to Rte. PP.					Engineering:	0	225	258	0	0	0				
Route: MO 30						R/W:	0	0	0	0	0	0				
Job No.: 6S3160						Construction:	0	0	3,124	0	0	0				
Length: 6.67	MPO: Y	Fed: 2,885 State: 722 Local: 0			FFOS:	0	0	0	0	0	0					
Fund Cat: Taking Care Of System	Anticipated Fed Cat: NHPP					Payments:	0	0	0	0	0	0				
Sec Cat: Preventive Maint	Awd Date: 2018	Future Cost: 0			Estimate Total: 3,607											
TIP #: 																

* Subject to the approval of the Transportation Improvement Plan by the governing Metropolitan Planning Organization.

Apr-22-2016

Section 4 - 3

District St. Louis

TMA

Dollars in Thousands



2017-2021 Highway and Bridge Construction Schedule

Transportation Planning

P.O. Box 270
Jefferson City, MO 65102

Construction contingency applied to construction cost in the year the project is awarded.

Three percent project growth factor compounded annually is applied to right-of-way and construction costs in program years 2, 3, 4, and 5.

No inflation is applied to the Funding From Other Sources (FFOS) or Payments.

Engineering includes PE costs, CE costs and R/W incidentals.

Construction contingency applied to construction cost in the year the project is awarded. Three percent project growth factor compounded annually is applied to right-of-way and construction costs in program years 2, 3, 4, and 5. No inflation is applied to the Funding From Other Sources (FFOS) or Payments. Engineering includes PE costs, CE costs and R/W incidentals.						STATE FISCAL YEAR PROJECT BUDGETING					
						Prior Prog.	7/2016-	7/2017-	7/2018-	7/2019-	7/2020-
							6/2017	6/2018	6/2019	6/2020	6/2021
County: Jefferson	Pavement improvements from Rte. Z to the St. Genevieve County Line.					Engineering:	100	769	0	0	0
Route: IS 55						R/W:	0	0	0	0	0
Job No.: 6I3110						Construction:	0	9,453	0	0	0
Length: 16.18	MPO: Y				Fund Cat: Statewide Interstate And Major Bridge	FFOS:	0	0	0	0	0
		Fed: 9,200	State: 1,022	Local: 0	Sec Cat: Rehab And Reconst	Payments:	0	0	0	0	0
		Awd Date: Winter 17	Anticipated Fed Cat: NHPP	Federal Oversight							
TIP #:		Future Cost: 0	Estimate Total: 10,322								
County: Jefferson	Bridge improvements for 21 bridges from north of Rte. Z near Pevely to Plattin Creek south of Rte. 67 at Crystal City. Includes bridges A1035, A0951, A0953, A0944, A0945, A0946, A0797, A0830, A0799, A2221 and A2222.					Engineering:	250	785	0	0	0
Route: IS 55						R/W:	0	0	0	0	0
Job No.: 6I3131						Construction:	0	10,553	0	0	0
Length: 2.87	MPO: Y				Fund Cat: Taking Care Of System	FFOS:	0	0	0	0	0
		Fed: 9,070	State: 2,268	Local: 0	Sec Cat: Preventive Maint	Payments:	0	0	0	0	0
		Awd Date: Winter 17	Anticipated Fed Cat: NHPP	Federal Oversight							
TIP #:		Future Cost: 0	Estimate Total: 11,588								
County: Jefferson	Pavement improvements and guardrail upgrade from Rte. M to Rte. Z.					Engineering:	0	15	50	0	0
Route: IS 55						R/W:	0	0	0	0	0
Job No.: 6I3159						Construction:	0	0	596	0	0
Length: 4.26	MPO: Y				Fund Cat: Taking Care Of System	FFOS:	0	0	0	0	0
		Fed: 594	State: 67	Local: 0	Sec Cat: Preventive Maint	Payments:	0	0	0	0	0
		Awd Date: 2018	Anticipated Fed Cat: NHPP								
TIP #:		Future Cost: 0	Estimate Total: 661								
County: Jefferson	Pavement and ADA Transition Plan improvements from Rte. M to south of Church Road.					Engineering:	78	242	0	0	0
Route: US 61						R/W:	100	0	0	0	0
Job No.: 6S3123						Construction:	0	3,166	0	0	0
Length: 6.65	MPO: Y				Fund Cat: Taking Care Of System	FFOS:	0	0	0	0	0
		Fed: 2,727	State: 681	Local: 0	Sec Cat: Thin Lift Overlay	Payments:	0	0	0	0	0
		Awd Date: Fall 16	Anticipated Fed Cat: S.T.P.								
TIP #:		Future Cost: 0	Estimate Total: 3,586								
County: Jefferson	Intersection improvements at Flucom Road.					Engineering:	40	68	114	0	0
Route: US 67						R/W:	0	335	0	0	0
Job No.: 6P3142						Construction:	0	0	1,578	0	0
Length: 0.07	MPO: Y				Fund Cat: Safety	FFOS:	0	0	0	0	0
		Fed: 1,885	State: 210	Local: 0	Sec Cat: Safety	Payments:	0	0	0	0	0
		Awd Date: 2018	Anticipated Fed Cat: Safety								
TIP #:		Future Cost: 0	Estimate Total: 2,135								

* Subject to the approval of the Transportation Improvement Plan by the governing Metropolitan Planning Organization.

Apr-22-2016

Section 4 - 4

District St. Louis

TMA

Dollars in Thousands



2017-2021 Highway and Bridge Construction Schedule

Transportation Planning

P.O. Box 270
Jefferson City, MO 65102

Construction contingency applied to construction cost in the year the project is awarded.

Three percent project growth factor compounded annually is applied to right-of-way and construction costs in program years 2, 3, 4, and 5.

No inflation is applied to the Funding From Other Sources (FFOS) or Payments.

Engineering includes PE costs, CE costs and R/W incidentals.

Construction contingency applied to construction cost in the year the project is awarded. Three percent project growth factor compounded annually is applied to right-of-way and construction costs in program years 2, 3, 4, and 5. No inflation is applied to the Funding From Other Sources (FFOS) or Payments. Engineering includes PE costs, CE costs and R/W incidentals.												STATE FISCAL YEAR PROJECT BUDGETING					
												Prior Prog.	7/2016- 6/2017	7/2017- 6/2018	7/2018- 6/2019	7/2019- 6/2020	7/2020- 6/2021
County: Jefferson	Intersection improvements at Montauk Road.					Engineering:	8	15	14	0	0	0					
Route: US 67						R/W:	0	0	0	0	0	0					
Job No.: 6P3144						Construction:	0	0	134	0	0	0					
Length: 0.05	MPO: Y				Fed: 146 State: 17 Local: 0	FFOS:	0	0	0	0	0						
Fund Cat: Safety						Payments:	0	0	0	0	0						
Sec Cat:	Awd Date: 2018	Anticipated Fed Cat:	Safety														
TIP #:	Future Cost: 0	Estimate Total:	171														
County: Jefferson	Intersection improvements at Victoria Road.					Engineering:	20	83	96	0	0	0					
Route: US 67						R/W:	0	335	0	0	0	0					
Job No.: 6P3145						Construction:	0	0	1,098	0	0	0					
Length: 0.04	MPO: Y				Fed: 1,449 State: 163 Local: 0	FFOS:	0	0	0	0	0						
Fund Cat: Safety						Payments:	0	0	0	0	0						
Sec Cat: Safety	Awd Date: 2018	Anticipated Fed Cat:	Safety														
TIP #:	Future Cost: 0	Estimate Total:	1,632														
County: Jefferson	Pavement improvements and guardrail upgrade from I-55 to Rte. 61/67.					Engineering:	0	10	10	15	0	0					
Route: RT M						R/W:	0	0	0	0	0	0					
Job No.: 6S3167						Construction:	0	0	0	158	0	0					
Length: 0.64	MPO: Y				Fed: 154 State: 39 Local: 0	FFOS:	0	0	0	0	0						
Fund Cat: Taking Care Of System						Payments:	0	0	0	0	0						
Sec Cat: Preventive Maint	Awd Date: 2019	Anticipated Fed Cat:	NHPP														
TIP #:	Future Cost: 0	Estimate Total:	193														
County: Jefferson	Install new signal at Konert Road.					Engineering:	0	5	10	16	0	0					
Route: CRD OLD HWY 21						R/W:	0	0	0	0	0	0					
Job No.: 6S3174						Construction:	0	0	0	174	0	0					
Length: 0.02	MPO: Y				Fed: 164 State: 41 Local: 0	FFOS:	0	0	0	0	0						
Fund Cat: Safety						Payments:	0	0	0	0	0						
Sec Cat: Safety	Awd Date: 2019	Anticipated Fed Cat:	S.T.P.														
TIP #:	Future Cost: 0	Estimate Total:	205														
County: Jefferson	Payment to City of Pevely for roadway improvements on Rte. Z from east of I-55 to Rte. 61/67. \$952,226 STP funds.					Engineering:	0	0	0	0	0	0					
Route: RT Z						R/W:	0	0	0	0	0	0					
Job No.: 6S3151						Construction:	0	1,078	0	0	0	0					
Length: 0.35	MPO: Y				Fed: 862 State: 216 Local: 0	FFOS:	0	952	0	0	0						
Fund Cat: Taking Care Of System						Payments:	0	0	0	0	0						
Sec Cat: Preventive Maint	Awd Date: N/A	Anticipated Fed Cat:	S.T.P.														
TIP #:	Future Cost: 0	Estimate Total:	1,078														

* Subject to the approval of the Transportation Improvement Plan by the governing Metropolitan Planning Organization.

Apr-22-2016

Section 4 - 5

District St. Louis

TMA

Dollars in Thousands



2017-2021 Highway and Bridge Construction Schedule

Transportation Planning

P.O. Box 270
Jefferson City, MO 65102

Construction contingency applied to construction cost in the year the project is awarded.

Three percent project growth factor compounded annually is applied to right-of-way and construction costs in program years 2, 3, 4, and 5.

No inflation is applied to the Funding From Other Sources (FFOS) or Payments.

Engineering includes PE costs, CE costs and R/W incidentals.

Construction contingency applied to construction cost in the year the project is awarded. Three percent project growth factor compounded annually is applied to right-of-way and construction costs in program years 2, 3, 4, and 5. No inflation is applied to the Funding From Other Sources (FFOS) or Payments. Engineering includes PE costs, CE costs and R/W incidentals.										STATE FISCAL YEAR PROJECT BUDGETING					
										Prior Prog.	7/2016-	7/2017-	7/2018-	7/2019-	7/2020-
											6/2017	6/2018	6/2019	6/2020	6/2021
County: St. Charles	Safety improvements from I-64 to Mid Rivers Mall Drive.					Engineering:	20	52	0	0	0	0			
Route: MO 364						R/W:	0	0	0	0	0	0			
Job No.: 6P3135						Construction:	0	1,173	0	0	0	0			
Length: 8.61	MPO: Y						FFOS:	0	0	0	0	0			
Fund Cat: Safety		Fed: 1,102	State: 123	Local: 0		Payments:	0	0	0	0	0				
Sec Cat: Safety	Awd Date: Winter 17	Anticipated Fed Cat: Safety													
TIP #:	Future Cost: 0	Estimate Total: 1,245													
County: St. Charles	Bridge improvements at Rte. 94. Project involves bridges A4999 and A5109.					Engineering:	54	60	60	203	0	0			
Route: MO 370						R/W:	0	0	0	0	0	0			
Job No.: 6P2325						Construction:	0	0	0	2,205	0	0			
Length: 0.17	MPO: Y						FFOS:	0	0	0	0	0			
Fund Cat: Taking Care Of System		Fed: 2,022	State: 506	Local: 0		Payments:	0	0	0	0	0				
Sec Cat: Rehab And Reconst	Awd Date: 2019	Anticipated Fed Cat: S.T.P.													
TIP #: 5305F-11	Future Cost: 0	Estimate Total: 2,582													
County: St. Charles	New interchange at Rte. P and Peine Road and safety improvements at median crossovers from north of Peine Road to north of Rte. A in Wentzville. \$4,331,337 Cost Share, \$2,795,199 Wentzville and \$3,500,000 St. Charles County. Involves bridge H0149.					Engineering:	1,065	743	0	0	0	0			
Route: US 61						R/W:	788	0	0	0	0	0			
Job No.: 6P3071						Construction:	0	11,087	0	0	0	0			
Length: 2.52	MPO: Y						FFOS:	788	8,884	0	0	0			
Fund Cat: Flexible & Other		AC-State: 7,129	State: 148	Local: 4,553		Payments:	0	0	0	0	0				
Sec Cat: Systems Operations	Awd Date: Spring 17	Anticipated Fed Cat: S.T.P. Federal Oversight													
TIP #: 6434-14	Future Cost: 0	Estimate Total: 13,683													
County: St. Charles	Pavement and bridge improvements to ramps at interchange with I-70 and Rte. 61. Project involves bridges L0428 and L0624.					Engineering:	0	30	50	0	0	0			
Route: IS 64						R/W:	0	0	0	0	0	0			
Job No.: 6I3182						Construction:	0	0	1,413	0	0	0			
Length: 1.04	MPO: Y						FFOS:	0	0	0	0	0			
Fund Cat: Taking Care Of System		Fed: 1,194	State: 299	Local: 0		Payments:	0	0	0	0	0				
Sec Cat: Routine Maintenance	Awd Date: 2018	Anticipated Fed Cat: S.T.P. Federal Oversight													
TIP #:	Future Cost: 0	Estimate Total: 1,493													
County: St. Charles	Payment to IDOT for bridge improvements on the Clark Bridge. Project involves bridge A4278. Project will be let by IDOT.					Engineering:	0	0	0	0	0	0			
Route: US 67						R/W:	0	0	0	0	0	0			
Job No.: 6P3039						Construction:	0	0	150	0	0	0			
Length: 0.20	MPO: Y						FFOS:	0	0	0	0	0			
Fund Cat: Statewide Interstate And Major Bridge		Fed: 120	State: 30	Local: 0		Payments:	0	0	0	0	0				
Sec Cat: Rehab And Reconst	Awd Date: N/A	Anticipated Fed Cat: NHPP													
TIP #:	Future Cost: 0	Estimate Total: 150													

* Subject to the approval of the Transportation Improvement Plan by the governing Metropolitan Planning Organization.

Apr-22-2016

Section 4 - 6

District St. Louis

TMA

Dollars in Thousands



2017-2021 Highway and Bridge Construction Schedule

Transportation Planning

P.O. Box 270
Jefferson City, MO 65102

Construction contingency applied to construction cost in the year the project is awarded.

Three percent project growth factor compounded annually is applied to right-of-way and construction costs in program years 2, 3, 4, and 5.

No inflation is applied to the Funding From Other Sources (FFOS) or Payments.

Engineering includes PE costs, CE costs and R/W incidentals.

						STATE FISCAL YEAR PROJECT BUDGETING					
						Prior Prog.	7/2016- 6/2017	7/2017- 6/2018	7/2018- 6/2019	7/2019- 6/2020	7/2020- 6/2021
County:	St. Charles	Pavement improvements from Truman Boulevard to Zumbahl Road and from Zumbahl Road to Rte. 94.				Engineering:	164	30	118	0	0
Route:	OR 70					R/W:	0	0	0	0	0
Job No.:	612240					Construction:	0	0	1,318	0	0
Length:	3.12	MPO:	Y			FFOS:	0	0	0	0	0
Fund Cat:	Taking Care Of System	Fed:	1,172	State:	294	Local:	0				
Sec Cat:	Rehab And Reconst	Awd Date:	Fall 17	Anticipated Fed Cat:	S.T.P.	Payments:	0	0	0	0	0
TIP #:	4922-09	Future Cost:	0	Estimate Total:	1,630						
County:	St. Charles	Restripe lanes, improve interchanges, construct outer roads and sidewalks from Woodlawn Ave. to TR Hughes Blvd. including Main St. intersections. Cost Share funds \$3,878,533. CMAQ funds \$3,500,000. City of O'Fallon \$6,132,000. Project involves bridges L0710 and A6157.				Engineering:	92	101	770	0	0
Route:	IS 70					R/W:	0	1,483	0	0	0
Job No.:	612418					Construction:	0	0	11,732	0	0
Length:	5.55	MPO:	Y			FFOS:	0	1,483	11,732	0	0
Fund Cat:	Flexible & Other	AC-State:	7,779	State:	471	Local:	5,836				
Sec Cat:	System Expansion	Awd Date:	Summer 17	Anticipated Fed Cat:	S.T.P.	Payments:	0	0	0	0	0
TIP #:	5537-12	Future Cost:	0	Estimate Total:	14,178						
County:	St. Charles	Pavement improvements from Fifth Street in St. Charles County to Fee Fee Road in St. Louis County.				Engineering:	30	40	192	0	0
Route:	IS 70					R/W:	0	0	0	0	0
Job No.:	613109					Construction:	0	0	4,097	0	0
Length:	4.75	MPO:	Y			FFOS:	0	0	0	0	0
Fund Cat:	Statewide Interstate And Major Bridge	Fed:	3,896	State:	433	Local:	0				
Sec Cat:	Rehab And Reconst	Awd Date:	Fall 17	Anticipated Fed Cat:	NHPP	Payments:	0	0	0	0	0
TIP #:		Future Cost:	0	Estimate Total:	4,359						
County:	St. Charles	Pavement and barrier wall improvements from Mid Rivers Mall Drive to 5th Street.				Engineering:	73	683	0	0	0
Route:	IS 70					R/W:	0	0	0	0	0
Job No.:	613133					Construction:	0	9,761	0	0	0
Length:	7.27	MPO:	Y			FFOS:	0	0	0	0	0
Fund Cat:	Flexible & Other	Fed:	9,400	State:	1,044	Local:	0				
Sec Cat:	Rehab And Reconst	Awd Date:	Fall 16	Anticipated Fed Cat:	NHPP	Payments:	0	0	0	0	0
TIP #:		Future Cost:	0	Estimate Total:	10,517						
County:	St. Charles	Pavement improvements from west of Wentzville Parkway to Lake St. Louis Boulevard.				Engineering:	0	100	100	100	756
Route:	IS 70					R/W:	0	0	0	0	0
Job No.:	613195					Construction:	0	0	0	0	11,246
Length:	6.08	MPO:	Y			FFOS:	0	0	0	0	0
Fund Cat:	Taking Care Of System	Fed:	11,071	State:	1,231	Local:	0				
Sec Cat:	Preventive Maint	Awd Date:	2020	Anticipated Fed Cat:	NHPP	Payments:	0	0	0	0	0
TIP #:		Future Cost:	0	Estimate Total:	12,302						

* Subject to the approval of the Transportation Improvement Plan by the governing Metropolitan Planning Organization.

Apr-22-2016

Section 4 - 7

District St. Louis

TMA

Dollars in Thousands



2017-2021 Highway and Bridge Construction Schedule

Transportation Planning

P.O. Box 270
Jefferson City, MO 65102

Construction contingency applied to construction cost in the year the project is awarded.

Three percent project growth factor compounded annually is applied to right-of-way and construction costs in program years 2, 3, 4, and 5.

No inflation is applied to the Funding From Other Sources (FFOS) or Payments.

Engineering includes PE costs, CE costs and R/W incidentals.

						STATE FISCAL YEAR PROJECT BUDGETING					
						Prior Prog.	7/2016-6/2017	7/2017-6/2018	7/2018-6/2019	7/2019-6/2020	7/2020-6/2021
County:	St. Charles	Bridge improvements at eight locations in St. Charles County. Project involves bridges				Engineering:	0	94	0	0	0
Route:	IS 70	A5406, A6120, A5395, A7132, A5958, A4323, A4320 and A5800.				R/W:	0	0	0	0	0
Job No.:	613197					Construction:	0	683	0	0	0
Length:	0.72	MPO:	Y			FFOS:	0	0	0	0	0
Fund Cat:	Flexible & Other	Fed:	622	State:	155	Local:	0				
Sec Cat:	Preventive Maint	Awd Date:	Spring 17	Anticipated Fed Cat:	NHPP	Payments:	0	0	0	0	0
TIP #:		Future Cost:	0	Estimate Total:	777						
County:	St. Charles	Pavement improvements on I-70 south outer road from Cave Springs Drive to Zumbahl				Engineering:	0	80	0	0	0
Route:	OR 70	Road, and I-70 north outer road from Rte. 370 to Truman Boulevard.				R/W:	0	0	0	0	0
Job No.:	6S3183					Construction:	0	533	0	0	0
Length:	3.43	MPO:	Y			FFOS:	0	0	0	0	0
Fund Cat:	Taking Care Of System	Fed:	490	State:	123	Local:	0				
Sec Cat:	Routine Maintenance	Awd Date:	Winter 17	Anticipated Fed Cat:	S.T.P.	Payments:	0	0	0	0	0
TIP #:		Future Cost:	0	Estimate Total:	613						
County:	St. Charles	Intersection improvements at Hawks Ridge Trail in O'Fallon. Not on state system.				Engineering:	1	5	0	0	0
Route:	CST HAWK RIDGE TRAIL	Companion project to 6S3100. Project funded by city of O'Fallon. Design, utilities, and				R/W:	0	0	0	0	0
Job No.:	6S3100B	right of way by city.				Construction:	0	47	0	0	0
Length:	0.04	MPO:	Y			FFOS:	0	47	0	0	0
Fund Cat:	Flexible & Other	Fed:	0	State:	5	Local:	47				
Sec Cat:	Systems Operations	Awd Date:	Fall 16	Anticipated Fed Cat:	State	Payments:	0	0	0	0	0
TIP #:		Future Cost:	0	Estimate Total:	53						
County:	St. Charles	Intersection improvements at Hawks Ridge Trail in O'Fallon. \$515,000 Cost Share and				Engineering:	5	70	0	0	0
Route:	RT N	\$492,192 from the city of O'Fallon. Design, utilities, and right of way by city.				R/W:	0	0	0	0	0
Job No.:	6S3100					Construction:	0	1,007	0	0	0
Length:	0.30	MPO:	Y			FFOS:	0	1,007	0	0	0
Fund Cat:	Flexible & Other	Fed:	571	State:	14	Local:	492				
Sec Cat:	Systems Operations	Awd Date:	Fall 16	Anticipated Fed Cat:	S.T.P.	Payments:	0	0	0	0	0
TIP #:		Future Cost:	0	Estimate Total:	1,082						
County:	St. Charles	Bridge improvement at Sam's Creek. Involves bridge N0200.				Engineering:	10	30	49	0	0
Route:	RT N					R/W:	0	0	0	0	0
Job No.:	6S3148					Construction:	0	0	702	0	0
Length:	0.50	MPO:	Y			FFOS:	0	0	0	0	0
Fund Cat:	Taking Care Of System	Fed:	625	State:	156	Local:	0				
Sec Cat:	Preventive Maint	Awd Date:	Fall 17	Anticipated Fed Cat:	NHPP	Payments:	0	0	0	0	0
TIP #:		Future Cost:	0	Estimate Total:	791						

* Subject to the approval of the Transportation Improvement Plan by the governing Metropolitan Planning Organization.

Apr-22-2016

Section 4 - 8

District St. Louis

TMA

Dollars in Thousands



2017-2021 Highway and Bridge Construction Schedule

Transportation Planning

P.O. Box 270
Jefferson City, MO 65102

Construction contingency applied to construction cost in the year the project is awarded.

Three percent project growth factor compounded annually is applied to right-of-way and construction costs in program years 2, 3, 4, and 5.

No inflation is applied to the Funding From Other Sources (FFOS) or Payments.

Engineering includes PE costs, CE costs and R/W incidentals.

Construction contingency applied to construction cost in the year the project is awarded. Three percent project growth factor compounded annually is applied to right-of-way and construction costs in program years 2, 3, 4, and 5. No inflation is applied to the Funding From Other Sources (FFOS) or Payments. Engineering includes PE costs, CE costs and R/W incidentals.												STATE FISCAL YEAR PROJECT BUDGETING						
												Prior Prog.	7/2016- 6/2017	7/2017- 6/2018	7/2018- 6/2019	7/2019- 6/2020	7/2020- 6/2021	
County:	St. Charles	Pavement, shoulder, and curve improvements from I-70 South Outer road to Rte. TT. Project involves bridge T0281.										Engineering:	0	100	150	614	0	0
Route:	RT T											R/W:	0	0	0	0	0	0
Job No.:	6S3185											Construction:	0	0	0	8,826	0	0
Length:	12.58	MPO:	Y								FFOS:	0	0	0	0	0	0	
Fund Cat:	Safety			Fed:	8,721	State:	969	Local:	0									
Sec Cat:	Safety	Awd Date:	2019	Anticipated Fed Cat:	Safety							Payments:	0	0	0	0	0	0
TIP #:		Future Cost:	0	Estimate Total:	9,690													
County:	St. Charles	Pavement improvements from Rte. TT to Rte. 94.										Engineering:	0	10	20	140	0	0
Route:	RT T											R/W:	0	0	0	0	0	0
Job No.:	6S3186											Construction:	0	0	0	2,002	0	0
Length:	6.53	MPO:	Y								FFOS:	0	0	0	0	0	0	
Fund Cat:	Taking Care Of System			Fed:	1,738	State:	434	Local:	0									
Sec Cat:	Preventive Maint	Awd Date:	2019	Anticipated Fed Cat:	S.T.P.							Payments:	0	0	0	0	0	0
TIP #:		Future Cost:	0	Estimate Total:	2,172													
County:	St. Charles	Signal improvements at Rte. 61 interchange with Pitman Avenue.										Engineering:	0	30	0	0	0	0
Route:	RP US61N TO PITMAN AVE											R/W:	0	0	0	0	0	0
Job No.:	6P3179											Construction:	0	311	0	0	0	0
Length:	0.07	MPO:	Y								FFOS:	0	0	0	0	0	0	
Fund Cat:	Taking Care Of System			Fed:	273	State:	68	Local:	0									
Sec Cat:	Systems Operations	Awd Date:	Spring 17	Anticipated Fed Cat:	S.T.P.							Payments:	0	0	0	0	0	0
TIP #:		Future Cost:	0	Estimate Total:	341													
County:	St. Charles	Job Order Contracting for guardrail repair at various locations in St. Charles County.										Engineering:	0	25	0	0	0	0
Route:	Various											R/W:	0	0	0	0	0	0
Job No.:	6P3118											Construction:	0	298	0	0	0	0
Length:	0.00	MPO:	Y								FFOS:	0	0	0	0	0	0	
Fund Cat:	Taking Care Of System			Fed:	258	State:	65	Local:	0									
Sec Cat:	Routine Maintenance	Awd Date:	Spring 17	Anticipated Fed Cat:	S.T.P.							Payments:	0	0	0	0	0	0
TIP #:		Future Cost:	0	Estimate Total:	323													
County:	St. Charles	Shoulder and safety improvements from I-70 to Rte. 61.										Engineering:	12	80	200	0	0	0
Route:	RT W											R/W:	0	0	0	0	0	0
Job No.:	6S3147											Construction:	0	0	1,923	0	0	0
Length:	5.72	MPO:	Y								FFOS:	0	0	0	0	0	0	
Fund Cat:	Safety			Fed:	1,983	State:	220	Local:	0									
Sec Cat:	Safety	Awd Date:	2018	Anticipated Fed Cat:	Safety							Payments:	0	0	0	0	0	0
TIP #:		Future Cost:	0	Estimate Total:	2,215													

* Subject to the approval of the Transportation Improvement Plan by the governing Metropolitan Planning Organization.

Apr-22-2016

Section 4 - 9

District St. Louis

TMA

Dollars in Thousands



2017-2021 Highway and Bridge Construction Schedule

Transportation Planning

P.O. Box 270
Jefferson City, MO 65102

Construction contingency applied to construction cost in the year the project is awarded.

Three percent project growth factor compounded annually is applied to right-of-way and construction costs in program years 2, 3, 4, and 5.

No inflation is applied to the Funding From Other Sources (FFOS) or Payments.

Engineering includes PE costs, CE costs and R/W incidentals.

Construction contingency applied to construction cost in the year the project is awarded. Three percent project growth factor compounded annually is applied to right-of-way and construction costs in program years 2, 3, 4, and 5. No inflation is applied to the Funding From Other Sources (FFOS) or Payments. Engineering includes PE costs, CE costs and R/W incidentals.											STATE FISCAL YEAR PROJECT BUDGETING					
											Prior Prog.	7/2016- 6/2017	7/2017- 6/2018	7/2018- 6/2019	7/2019- 6/2020	7/2020- 6/2021
County: St. Louis Route: MO 109 Job No.: 6S3141 Length: 0.06 MPO: Y Fund Cat: Taking Care Of System Sec Cat: Preventive Maint Awd Date: 2018 Anticipated Fed Cat: NHPP TIP #: Future Cost: 0 Estimate Total: 2,904	Bridge improvements at Rte. 100. Involves bridge A2738.					Engineering: 50 R/W: 0 Construction: 0 FFOS: 0 Payments: 0	100 0 0 0 0	295 0 2,459 0 0	0 0 0 0 0	0 0 0 0 0						
County: St. Louis Route: MO 141 Job No.: 6P3062 Length: 2.22 MPO: Y Fund Cat: Taking Care Of System Sec Cat: Thin Lift Overlay Awd Date: Winter 17 Anticipated Fed Cat: NHPP TIP #: 5967-14 Future Cost: 0 Estimate Total: 7,006	Pavement improvements from Rte. 370 to Rider Trail South. Project involves bridges A8123 and A8124.					Engineering: 479 R/W: 0 Construction: 0 FFOS: 0 Payments: 0	420 0 6,107 0 0	0 0 0 0 0	0 0 0 0 0	0 0 0 0 0						
County: St. Louis Route: MO 141 Job No.: 6P3164 Length: 2.48 MPO: Y Fund Cat: Safety Sec Cat: Urban Safety Awd Date: Spring 17 Anticipated Fed Cat: Safety TIP #: Future Cost: 0 Estimate Total: 525	Install guard cable from Casino Center Drive to River Valley Drive.					Engineering: 0 R/W: 0 Construction: 0 FFOS: 0 Payments: 0	76 0 449 0 0	0 0 0 0 0	0 0 0 0 0	0 0 0 0 0						
County: St. Louis Route: MO 180 Job No.: 6S3048 Length: 6.34 MPO: Y Fund Cat: Taking Care Of System Sec Cat: Thin Lift Overlay Awd Date: 2019 Anticipated Fed Cat: NHPP TIP #: Future Cost: 0 Estimate Total: 17,920	ADA Transition Plan and pavement improvements from I-270 to I-170.					Engineering: 12 R/W: 0 Construction: 0 FFOS: 0 Payments: 0	300 0 0 0 0	302 515 0 0 0	540 0 16,251 0 0	0 0 0 0 0						
County: St. Louis Route: MO 180 Job No.: 6S3049 Length: 3.64 MPO: Y Fund Cat: Taking Care Of System Sec Cat: Rehab And Reconst Awd Date: 2019 Anticipated Fed Cat: NHPP TIP #: Future Cost: 0 Estimate Total: 11,003	Pavement and ADA Transition Plan improvements from I-170 to St. Louis City limits.					Engineering: 12 R/W: 0 Construction: 0 FFOS: 0 Payments: 0	300 0 0 0 0	302 515 0 0 0	873 0 9,001 0 0	0 0 0 0 0						

* Subject to the approval of the Transportation Improvement Plan by the governing Metropolitan Planning Organization.

Apr-22-2016

Section 4 - 10

District St. Louis

TMA

Dollars in Thousands



2017-2021 Highway and Bridge Construction Schedule

Transportation Planning

P.O. Box 270
Jefferson City, MO 65102

Construction contingency applied to construction cost in the year the project is awarded.

Three percent project growth factor compounded annually is applied to right-of-way and construction costs in program years 2, 3, 4, and 5.

No inflation is applied to the Funding From Other Sources (FFOS) or Payments.

Engineering includes PE costs, CE costs and R/W incidentals.

Construction contingency applied to construction cost in the year the project is awarded. Three percent project growth factor compounded annually is applied to right-of-way and construction costs in program years 2, 3, 4, and 5. No inflation is applied to the Funding From Other Sources (FFOS) or Payments. Engineering includes PE costs, CE costs and R/W incidentals.							STATE FISCAL YEAR PROJECT BUDGETING					
							Prior Prog.	7/2016-	7/2017-	7/2018-	7/2019-	7/2020-
								6/2017	6/2018	6/2019	6/2020	6/2021
County: St. Louis Route: IS 270 Job No.: 611896 Length: 0.20 MPO: Y Fund Cat: Taking Care Of System Fed: 7,833 State: 869 Local: 0 Sec Cat: Rehab And Reconst Awd Date: 2021 Anticipated Fed Cat: NHPP Federal Oversight TIP #: 4208B-06 Future Cost: 0 Estimate Total: 9,496	Engineering: R/W: Construction: FFOS: Payments:	794 0 0 0 0	2 0 0 0 0	2 0 0 0 0	2 0 0 0 0	1 0 0 0 0	501 0 8,194 0 0					
County: St. Louis Route: IS 270 Job No.: 612233 Length: 0.10 MPO: Y Fund Cat: Taking Care Of System Fed: 7,352 State: 816 Local: 0 Sec Cat: Rehab And Reconst Awd Date: 2021 Anticipated Fed Cat: NHPP Federal Oversight TIP #: 4919C-11 Future Cost: 0 Estimate Total: 8,622	Engineering: R/W: Construction: FFOS: Payments:	454 0 0 0 0	2 0 0 0 0	2 0 0 0 0	2 0 0 0 0	1 0 0 0 0	477 0 7,684 0 0					
County: St. Louis Route: IS 270 Job No.: 613020B Length: 15.52 MPO: Y Fund Cat: Flexible & Other Fed: 106,773 State: 11,864 Local: 0 Sec Cat: Rehab And Reconst Awd Date: 2018 Anticipated Fed Cat: NHPP Federal Oversight TIP #: Future Cost: 0 Estimate Total: 118,637	Engineering: R/W: Construction: FFOS: Payments:	0 0 0 0 0	2,000 0 0 0 0	10,000 0 52,530 0 0	1 0 54,106 0 0	0 0 0 0 0	0 0 0 0 0					
County: St. Louis Route: IS 270 Job No.: 613113 Length: 5.93 MPO: Y Fund Cat: Statewide Interstate And Major Bridge Fed: 10,653 State: 1,184 Local: 0 Sec Cat: Rehab And Reconst Awd Date: Winter 17 Anticipated Fed Cat: NHPP Federal Oversight TIP #: Future Cost: 0 Estimate Total: 12,352	Engineering: R/W: Construction: FFOS: Payments:	515 0 0 0 0	758 0 11,079 0 0	0 0 0 0 0	0 0 0 0 0	0 0 0 0 0	0 0 0 0 0					
County: St. Louis Route: IS 270 Job No.: 613136 Length: 8.49 MPO: Y Fund Cat: Taking Care Of System Fed: 17,005 State: 1,890 Local: 0 Sec Cat: Preventive Maint Awd Date: Spring 17 Anticipated Fed Cat: NHPP Federal Oversight TIP #: Future Cost: 0 Estimate Total: 19,145	Engineering: R/W: Construction: FFOS: Payments:	250 0 0 0 0	1,905 0 16,990 0 0	0 0 0 0 0	0 0 0 0 0	0 0 0 0 0	0 0 0 0 0					

* Subject to the approval of the Transportation Improvement Plan by the governing Metropolitan Planning Organization.

Apr-22-2016

Section 4 - 11

District St. Louis

TMA

Dollars in Thousands



2017-2021 Highway and Bridge Construction Schedule

Transportation Planning

P.O. Box 270
Jefferson City, MO 65102

Construction contingency applied to construction cost in the year the project is awarded.

Three percent project growth factor compounded annually is applied to right-of-way and construction costs in program years 2, 3, 4, and 5.

No inflation is applied to the Funding From Other Sources (FFOS) or Payments.

Engineering includes PE costs, CE costs and R/W incidentals.

Construction contingency applied to construction cost in the year the project is awarded. Three percent project growth factor compounded annually is applied to right-of-way and construction costs in program years 2, 3, 4, and 5. No inflation is applied to the Funding From Other Sources (FFOS) or Payments. Engineering includes PE costs, CE costs and R/W incidentals.							STATE FISCAL YEAR PROJECT BUDGETING						
							Prior Prog.	7/2016- 6/2017	7/2017- 6/2018	7/2018- 6/2019	7/2019- 6/2020	7/2020- 6/2021	
County: St. Louis	Bridge improvements over Fee Fee Creek. Involves bridge A1242.						Engineering:	174	63	273	0	0	0
Route: IS 270							R/W:	0	0	0	0	0	0
Job No.: 613146							Construction:	0	0	3,148	0	0	0
Length: 0.10	MPO: Y							FFOS:	0	0	0	0	0
Fund Cat: Taking Care Of System	Fed: 2,786 State: 698 Local: 0						Payments:	0	0	0	0	0	
Sec Cat: Preventive Maint	Awd Date: 2018	Anticipated Fed Cat: NHPP											
TIP #:	Future Cost: 0 Estimate Total: 3,658												
County: St. Louis	Pavement improvements from Rte. 364 to I-44.						Engineering:	69	2,017	0	0	0	0
Route: IS 270							R/W:	0	0	0	0	0	0
Job No.: 613157							Construction:	0	17,735	0	0	0	0
Length: 10.69	MPO: Y							FFOS:	0	0	0	0	0
Fund Cat: Statewide Interstate And Major Bridge	Fed: 17,776 State: 1,976 Local: 0						Payments:	0	0	0	0	0	
Sec Cat: Preventive Maint	Awd Date: Winter 17	Anticipated Fed Cat: NHPP Federal Oversight											
TIP #:	Future Cost: 0 Estimate Total: 19,821												
County: St. Louis	Pavement Improvements at I-70 interchange and at Rte. 180 interchange.						Engineering:	0	100	258	0	0	0
Route: IS 270							R/W:	0	0	0	0	0	0
Job No.: 613166							Construction:	0	0	2,372	0	0	0
Length: 2.40	MPO: Y							FFOS:	0	0	0	0	0
Fund Cat: Taking Care Of System	Fed: 2,457 State: 273 Local: 0						Payments:	0	0	0	0	0	
Sec Cat: Preventive Maint	Awd Date: 2018	Anticipated Fed Cat: NHPP											
TIP #:	Future Cost: 0 Estimate Total: 2,730												
County: St. Louis	Add auxiliary lane and extend left turn lane from Swingley Road to outer road eastbound I-64 ramps. \$870,000 Congestion Mitigation and Air Quality Funds (CMAQ) and \$217,000 private developer funds. Involves bridge A1681.						Engineering:	0	85	61	0	0	0
Route: MO 340							R/W:	0	0	0	0	0	0
Job No.: 6S3124							Construction:	0	0	970	0	0	0
Length: 0.35	MPO: Y							FFOS:	0	0	970	0	0
Fund Cat: Taking Care Of System	Fed: 871 State: 29 Local: 216						Payments:	0	0	0	0	0	
Sec Cat: Systems Operations	Awd Date: Summer 17	Anticipated Fed Cat: C.M.A.Q.											
TIP #:	Future Cost: 0 Estimate Total: 1,116												
County: St. Louis	Add dual left turn lanes on Rte. 340 at Chesterfield Parkway East and West, and add right turn lane on I-64 westbound off ramp. \$1,470,000 CMAQ funds and \$368,000 private developer funds.						Engineering:	0	118	81	0	0	0
Route: MO 340							R/W:	0	297	0	0	0	0
Job No.: 6S3125							Construction:	0	0	1,382	0	0	0
Length: 0.36	MPO: Y							FFOS:	0	297	1,382	0	0
Fund Cat: Flexible & Other	Fed: 1,411 State: 99 Local: 368						Payments:	0	0	0	0	0	
Sec Cat: System Expansion	Awd Date: Summer 17	Anticipated Fed Cat: C.M.A.Q.											
TIP #:	Future Cost: 0 Estimate Total: 1,878												

* Subject to the approval of the Transportation Improvement Plan by the governing Metropolitan Planning Organization.

Apr-22-2016

Section 4 - 12

District St. Louis

TMA

Dollars in Thousands



2017-2021 Highway and Bridge Construction Schedule

Transportation Planning

P.O. Box 270
Jefferson City, MO 65102

Construction contingency applied to construction cost in the year the project is awarded.

Three percent project growth factor compounded annually is applied to right-of-way and construction costs in program years 2, 3, 4, and 5.

No inflation is applied to the Funding From Other Sources (FFOS) or Payments.

Engineering includes PE costs, CE costs and R/W incidentals.

						STATE FISCAL YEAR PROJECT BUDGETING					
						Prior Prog.	7/2016-6/2017	7/2017-6/2018	7/2018-6/2019	7/2019-6/2020	7/2020-6/2021
County:	St. Louis	Bridge improvements at I-44 eastbound off-ramp to Rte. 366. Involves bridge A1007.				Engineering:	50	200	267	0	0
Route:	MO 366					R/W:	0	0	0	0	0
Job No.:	6S3140					Construction:	0	0	3,190	0	0
Length:	0.13	MPO:	Y			FFOS:	0	0	0	0	0
Fund Cat:	Taking Care Of System	Fed:	2,925	State:	732	Local:	0				
Sec Cat:	Preventive Maint	Awd Date:	2018	Anticipated Fed Cat:	NHPP	Payments:	0	0	0	0	0
TIP #:		Future Cost:	0	Estimate Total:	3,707						
County:	St. Louis	Pavement improvements from Rte. 141 to Rte. 109.				Engineering:	237	629	0	0	0
Route:	IS 44					R/W:	0	0	0	0	0
Job No.:	6I3114					Construction:	0	6,420	0	0	0
Length:	7.95	MPO:	Y			FFOS:	0	0	0	0	0
Fund Cat:	Statewide Interstate And Major Bridge	Fed:	6,344	State:	705	Local:	0				
Sec Cat:	Rehab And Reconst	Awd Date:	Fall 16	Anticipated Fed Cat:	NHPP	Payments:	0	0	0	0	0
TIP #:		Future Cost:	0	Estimate Total:	7,286						
County:	St. Louis	Pavement improvements east of Murdoch Avenue to Rte. 141.				Engineering:	0	300	1,604	0	0
Route:	IS 44					R/W:	0	0	0	0	0
Job No.:	6I3169					Construction:	0	0	16,667	0	0
Length:	10.11	MPO:	Y			FFOS:	0	0	0	0	0
Fund Cat:	Taking Care Of System	Fed:	16,714	State:	1,857	Local:	0				
Sec Cat:	Preventive Maint	Awd Date:	Fall 17	Anticipated Fed Cat:	NHPP	Payments:	0	0	0	0	0
TIP #:		Future Cost:	0	Estimate Total:	18,571						
County:	St. Louis	Removal of the remainder of the bridge over the Meramec River. Project involves bridge J0421.				Engineering:	13	33	0	0	0
Route:	OR 44					R/W:	0	0	0	0	0
Job No.:	6P2306B					Construction:	0	335	0	0	0
Length:	0.10	MPO:	Y			FFOS:	0	0	0	0	0
Fund Cat:	Statewide Interstate And Major Bridge	Fed:	294	State:	74	Local:	0				
Sec Cat:	Rehab And Reconst	Awd Date:	Spring 17	Anticipated Fed Cat:	NHPP	Payments:	0	0	0	0	0
TIP #:	5713-13	Future Cost:	0	Estimate Total:	381						
County:	St. Louis	Pavement improvements from Chesterfield Airport Road on-ramp to Rte. 340.				Engineering:	50	1,205	0	0	0
Route:	IS 64					R/W:	0	0	0	0	0
Job No.:	6I3132					Construction:	0	8,692	0	0	0
Length:	6.46	MPO:	Y			FFOS:	0	0	0	0	0
Fund Cat:	Taking Care Of System	Fed:	8,907	State:	990	Local:	0				
Sec Cat:	Preventive Maint	Awd Date:	Fall 16	Anticipated Fed Cat:	NHPP	Payments:	0	0	0	0	0
TIP #:		Future Cost:	0	Estimate Total:	9,947						

* Subject to the approval of the Transportation Improvement Plan by the governing Metropolitan Planning Organization.

Apr-22-2016

Section 4 - 13

District St. Louis

TMA

Dollars in Thousands



2017-2021 Highway and Bridge Construction Schedule

Transportation Planning

P.O. Box 270
Jefferson City, MO 65102

Construction contingency applied to construction cost in the year the project is awarded.

Three percent project growth factor compounded annually is applied to right-of-way and construction costs in program years 2, 3, 4, and 5.

No inflation is applied to the Funding From Other Sources (FFOS) or Payments.

Engineering includes PE costs, CE costs and R/W incidentals.

Construction contingency applied to construction cost in the year the project is awarded. Three percent project growth factor compounded annually is applied to right-of-way and construction costs in program years 2, 3, 4, and 5. No inflation is applied to the Funding From Other Sources (FFOS) or Payments. Engineering includes PE costs, CE costs and R/W incidentals.										STATE FISCAL YEAR PROJECT BUDGETING					
										Prior Prog.	7/2016-	7/2017-	7/2018-	7/2019-	7/2020-
											6/2017	6/2018	6/2019	6/2020	6/2021
County: St. Louis	ITS system preservation, repair and upgrades at the Lindbergh Tunnel.					Engineering:	394	53	0	0	0	0			
Route: US 67						R/W:	0	0	0	0	0	0			
Job No.: 6Q2039F						Construction:	0	779	0	0	0	0			
Length: 0.80	MPO: Y				Fed: 666	State: 166	Local: 0	FFOS:	0	0	0	0			
Fund Cat: Taking Care Of System						Payments:	0	0	0	0	0	0			
Sec Cat: Systems Operations	Awd Date: Fall 16	Anticipated Fed Cat: S.T.P.													
TIP #: 4762F-11	Future Cost: 0	Estimate Total: 1,226													
County: St. Louis	Bridge improvements at interchange with Dorsett Road and Midland Boulevard. Project involves bridge A3509.					Engineering:	120	331	0	0	0	0			
Route: US 67						R/W:	0	0	0	0	0	0			
Job No.: 6S3134						Construction:	0	2,705	0	0	0	0			
Length: 0.18	MPO: Y				Fed: 2,429	State: 607	Local: 0	FFOS:	0	0	0	0			
Fund Cat: Taking Care Of System						Payments:	0	0	0	0	0	0			
Sec Cat: Rehab And Reconst	Awd Date: Spring 17	Anticipated Fed Cat: NHPP													
TIP #: 4762F-11	Future Cost: 0	Estimate Total: 3,156													
County: St. Louis	Interchange improvements at Rte. U. Project involves bridge A6233.					Engineering:	80	110	323	0	0	0			
Route: IS 70						R/W:	0	0	0	0	0	0			
Job No.: 6I3156						Construction:	0	0	3,199	0	0	0			
Length: 0.48	MPO: Y				Fed: 3,269	State: 363	Local: 0	FFOS:	0	0	0	0			
Fund Cat: Safety	Awd Date: 2018	Anticipated Fed Cat: Safety			Federal Oversight										
Sec Cat: Safety						Payments:	0	0	0	0	0	0			
TIP #: 6I3156	Future Cost: 0	Estimate Total: 3,712													
County: St. Louis	Pavement improvements from Springdale Avenue to Union Boulevard.					Engineering:	0	175	529	0	0	0			
Route: IS 70						R/W:	0	0	0	0	0	0			
Job No.: 6I3165						Construction:	0	0	5,316	0	0	0			
Length: 4.79	MPO: Y				Fed: 5,417	State: 603	Local: 0	FFOS:	0	0	0	0			
Fund Cat: Statewide Interstate And Major Bridge	Awd Date: 2018	Anticipated Fed Cat: NHPP			Federal Oversight										
Sec Cat: Preventive Maint						Payments:	0	0	0	0	0	0			
TIP #: 6I3165	Future Cost: 0	Estimate Total: 6,020													
County: St. Louis	Bridge improvements at Hibler Creek. Project involves bridge W0332.					Engineering:	67	35	74	0	0	0			
Route: RT AB						R/W:	0	60	0	0	0	0			
Job No.: 6S2211						Construction:	0	0	687	0	0	0			
Length: 0.10	MPO: Y				Fed: 685	State: 171	Local: 0	FFOS:	0	0	0	0			
Fund Cat: Taking Care Of System	Awd Date: 2018	Anticipated Fed Cat: NHPP													
Sec Cat: Rehab And Reconst						Payments:	0	0	0	0	0	0			
TIP #: 4413Z-11	Future Cost: 0	Estimate Total: 923													

* Subject to the approval of the Transportation Improvement Plan by the governing Metropolitan Planning Organization.

Apr-22-2016

Section 4 - 14

District St. Louis

TMA

Dollars in Thousands



2017-2021 Highway and Bridge Construction Schedule

Construction contingency applied to construction cost in the year the project is awarded.

Three percent project growth factor compounded annually is applied to right-of-way and construction costs in program years 2, 3, 4, and 5.

No inflation is applied to the Funding From Other Sources (FFOS) or Payments.

Engineering includes PE costs, CE costs and R/W incidentals.

Construction contingency applied to construction cost in the year the project is awarded. Three percent project growth factor compounded annually is applied to right-of-way and construction costs in program years 2, 3, 4, and 5. No inflation is applied to the Funding From Other Sources (FFOS) or Payments. Engineering includes PE costs, CE costs and R/W incidentals.							STATE FISCAL YEAR PROJECT BUDGETING					
							Prior Prog.	7/2016- 6/2017	7/2017- 6/2018	7/2018- 6/2019	7/2019- 6/2020	7/2020- 6/2021
County: St. Louis Route: CST BIG BEND RD Job No.: 612316 Length: 0.08 MPO: Y Fund Cat: Taking Care Of System Sec Cat: Rehab And Reconst Awd Date: Winter 17 TIP #: 5305B-11	Bridge improvements at Big Bend Boulevard over I-270. Project involves bridge A0964. Fed: 2,277 State: 253 Local: 0 Anticipated Fed Cat: NHPP Future Cost: 0 Estimate Total: 2,633					Engineering: 103 R/W: 0 Construction: 0 FFOS: 0 Payments: 0	217 0 2,313 0 0	0 0 0 0 0	0 0 0 0 0	0 0 0 0 0		
County: St. Louis Route: RP IS270W TO MO364E Job No.: 6S3199 Length: 1.71 MPO: Y Fund Cat: Safety Sec Cat: Safety Awd Date: Spring 17 TIP #: 5305B-11	High friction surface treatments on seven locations in counties of Franklin, St. Charles, St. Louis, and St Louis City. Fed: 537 State: 60 Local: 0 Anticipated Fed Cat: Safety Future Cost: 0 Estimate Total: 597					Engineering: 0 R/W: 0 Construction: 0 FFOS: 0 Payments: 0	55 0 542 0 0	0 0 0 0 0	0 0 0 0 0	0 0 0 0 0		
County: St. Louis Route: RT N Job No.: 6S2179 Length: 0.80 MPO: Y Fund Cat: Taking Care Of System Sec Cat: Systems Operations Awd Date: Winter 17 TIP #: 4421G-10	Signal, lighting and ADA Transition Plan improvements on Rte. N at Evans Lane and Albert/Powell Avenue; Rte. AC at Lucas-Hunt Road, Pohlman Road and Old Halls Ferry Road; Rte. 67 at Old St Charles Road. Fed: 1,397 State: 349 Local: 0 Anticipated Fed Cat: S.T.P. Future Cost: 0 Estimate Total: 1,991					Engineering: 245 R/W: 0 Construction: 0 FFOS: 0 Payments: 0	115 20 1,611 0 0	0 0 0 0 0	0 0 0 0 0	0 0 0 0 0		
County: St. Louis Route: Various Job No.: 612415B Length: 0.00 MPO: Y Fund Cat: Flexible & Other Sec Cat: Systems Operations Awd Date: 2020 TIP #: 5517B-13	Create Bus Rapid Transit (BRT) and High Occupancy Vehicle (HOV) lanes at various locations in St. Louis County. Fed: 952 State: 237 Local: 0 Anticipated Fed Cat: S.T.P. Federal Oversight Future Cost: 0 Estimate Total: 1,249					Engineering: 60 R/W: 0 Construction: 0 FFOS: 0 Payments: 0	1 0 0 0 0	1 0 0 0 0	1 0 0 0 0	71 0 1,115 0 0		
County: St. Louis Route: Various Job No.: 6P3177 Length: 0.00 MPO: Y Fund Cat: Taking Care Of System Sec Cat: Routine Maintenance Awd Date: Spring 17 TIP #: 5517B-13	Job Order Contracting for guardrail repair at various locations in St. Louis City and St. Louis County. Fed: 819 State: 205 Local: 0 Anticipated Fed Cat: S.T.P. Future Cost: 0 Estimate Total: 1,024					Engineering: 0 R/W: 0 Construction: 0 FFOS: 0 Payments: 0	70 0 954 0 0	0 0 0 0 0	0 0 0 0 0	0 0 0 0 0		

* Subject to the approval of the Transportation Improvement Plan by the governing Metropolitan Planning Organization.



2017-2021 Highway and Bridge Construction Schedule

Transportation Planning

P.O. Box 270
Jefferson City, MO 65102

Construction contingency applied to construction cost in the year the project is awarded.

Three percent project growth factor compounded annually is applied to right-of-way and construction costs in program years 2, 3, 4, and 5.

No inflation is applied to the Funding From Other Sources (FFOS) or Payments.

Engineering includes PE costs, CE costs and R/W incidentals.

						STATE FISCAL YEAR PROJECT BUDGETING					
						Prior Prog.	7/2016-6/2017	7/2017-6/2018	7/2018-6/2019	7/2019-6/2020	7/2020-6/2021
County:	St. Louis City	Payment to IDOT for bridge improvements on the Chain of Rocks Bridge. Project involves bridge A0890. To be let by IDOT.				Engineering:	0	0	0	0	0
Route:	IS 270					R/W:	0	0	0	0	0
Job No.:	613040					Construction:	0	150	0	0	0
Length:	0.47	MPO:	Y			FFOS:	0	0	0	0	0
Fund Cat:	Statewide Interstate And Major Bridge	Fed:	135	State:	15	Local:	0				
Sec Cat:	Rehab And Reconst	Awd Date:	N/A	Anticipated Fed Cat:	NHPP	Payments:	0	0	0	0	0
TIP #:		Future Cost:	0	Estimate Total:	150						
County:	St. Louis City	Pavement and bridge improvements from west of Kingshighway Blvd to I-55. Project involves bridge A2258.				Engineering:	211	15	1	1,438	0
Route:	IS 44					R/W:	0	0	0	0	0
Job No.:	613034					Construction:	0	0	0	21,796	0
Length:	3.87	MPO:	Y			FFOS:	0	0	0	0	0
Fund Cat:	Statewide Interstate And Major Bridge	Fed:	20,924	State:	2,326	Local:	0				
Sec Cat:	Rehab And Reconst	Awd Date:	2019	Anticipated Fed Cat:	NHPP	Federal Oversight	0	0	0	0	0
TIP #:		Future Cost:	0	Estimate Total:	23,461	Payments:	0	0	0	0	0
County:	St. Louis City	Bridge improvements from Kingshighway Boulevard to 39th Street. Involves bridges A2386, A2163, A2164, A2165, A2600 and A2255.				Engineering:	300	1,300	2,263	0	0
Route:	IS 44					R/W:	0	0	0	0	0
Job No.:	613150					Construction:	0	0	26,481	0	0
Length:	1.25	MPO:	Y			FFOS:	0	0	0	0	0
Fund Cat:	Taking Care Of System	Fed:	27,040	State:	3,004	Local:	0				
Sec Cat:	Preventive Maint	Awd Date:	2018	Anticipated Fed Cat:	NHPP	Federal Oversight	0	0	0	0	0
TIP #:		Future Cost:	0	Estimate Total:	30,344	Payments:	0	0	0	0	0
County:	St. Louis City	Bridge maintenance on the Poplar Street Bridge over the Mississippi River. \$2,965,000 of IDOT funds for construction. Project involves bridge A1500.				Engineering:	19	374	0	0	0
Route:	IS 55					R/W:	0	0	0	0	0
Job No.:	613025					Construction:	0	5,930	0	0	0
Length:	0.21	MPO:	Y			FFOS:	0	2,965	0	0	0
Fund Cat:	Statewide Interstate And Major Bridge	AC-State:	3,302	State:	37	Local:	2,965				
Sec Cat:	Systems Operations	Awd Date:	Summer 16	Anticipated Fed Cat:	NHPP	Federal Oversight	0	0	0	0	0
TIP #:		Future Cost:	0	Estimate Total:	6,323	Payments:	0	0	0	0	0
County:	St. Louis City	Bridge improvements on the eastbound Poplar Street Bridge over the Mississippi River. \$7,700,000 IDOT funds for construction. Project involves bridge A1500.				Engineering:	19	771	0	0	0
Route:	IS 55					R/W:	0	0	0	0	0
Job No.:	613026					Construction:	0	15,400	0	0	0
Length:	0.21	MPO:	Y			FFOS:	0	7,700	0	0	0
Fund Cat:	Statewide Interstate And Major Bridge	AC-State:	8,394	State:	77	Local:	7,700				
Sec Cat:	Rehab And Reconst	Awd Date:	Summer 16	Anticipated Fed Cat:	NHPP	Federal Oversight	0	0	0	0	0
TIP #:		Future Cost:	0	Estimate Total:	16,190	Payments:	0	0	0	0	0

* Subject to the approval of the Transportation Improvement Plan by the governing Metropolitan Planning Organization.

Apr-22-2016

Section 4 - 16

District St. Louis

TMA

Dollars in Thousands



2017-2021 Highway and Bridge Construction Schedule

Transportation Planning

P.O. Box 270
Jefferson City, MO 65102

Construction contingency applied to construction cost in the year the project is awarded.

Three percent project growth factor compounded annually is applied to right-of-way and construction costs in program years 2, 3, 4, and 5.

No inflation is applied to the Funding From Other Sources (FFOS) or Payments.

Engineering includes PE costs, CE costs and R/W incidentals.

						STATE FISCAL YEAR PROJECT BUDGETING					
						Prior Prog.	7/2016- 6/2017	7/2017- 6/2018	7/2018- 6/2019	7/2019- 6/2020	7/2020- 6/2021
County:	St. Louis City	Bridge improvements from Virginia Avenue to Arsenal Street. Involves bridges A1079, A1080, A1082, A1083, A1084, A1085 and A1086.				Engineering:	100	450	1,001	0	0
Route:	IS 55					R/W:	0	0	0	0	0
Job No.:	613149					Construction:	0	0	12,771	0	0
Length:	0.80	MPO:	Y			FFOS:	0	0	0	0	0
Fund Cat:	Taking Care Of System	Fed:	11,378	State:	2,844	Local:	0				
Sec Cat:	Preventive Maint	Awd Date:	Fall 17	Anticipated Fed Cat:	NHPP	Federal Oversight	0	0	0	0	0
TIP #:		Future Cost:	0	Estimate Total:	14,322	Payments:	0	0	0	0	0
County:	St. Louis City	Bridge, ramp and capacity improvements from 4th Street to Illinois on the eastbound Poplar Street Bridge and approaches. \$8,000,000 IDOT funds for construction. Project involves bridges A1500, A1501 and A1503.				Engineering:	2,929	2,084	0	0	0
Route:	IS 64					R/W:	1,000	0	0	0	0
Job No.:	612377C					Construction:	0	30,847	0	0	0
Length:	0.78	MPO:	Y			FFOS:	0	8,000	0	0	0
Fund Cat:	Flexible & Other	AC-State:	24,723	State:	208	Local:	8,000				
Sec Cat:	System Expansion	Awd Date:	Summer 16	Anticipated Fed Cat:	NHPP	Federal Oversight	0	0	0	0	0
TIP #:		Future Cost:	0	Estimate Total:	36,860	Payments:	0	0	0	0	0
County:	St. Louis City	Pavement improvements east of Sarah Street to 21st Street.				Engineering:	5	28	102	0	0
Route:	IS 64					R/W:	0	36	0	0	0
Job No.:	613111					Construction:	0	0	1,388	0	0
Length:	2.06	MPO:	Y			FFOS:	0	0	0	0	0
Fund Cat:	Statewide Interstate And Major Bridge	Fed:	1,398	State:	156	Local:	0				
Sec Cat:	Preventive Maint	Awd Date:	Fall 17	Anticipated Fed Cat:	NHPP	Payments:	0	0	0	0	0
TIP #:		Future Cost:	0	Estimate Total:	1,559						
County:	St. Louis City	Pavement improvements along the reversible lanes from east of Union to Broadway.				Engineering:	40	166	0	0	0
Route:	RV 70					R/W:	0	0	0	0	0
Job No.:	613112					Construction:	0	2,118	0	0	0
Length:	5.34	MPO:	Y			FFOS:	0	0	0	0	0
Fund Cat:	Statewide Interstate And Major Bridge	Fed:	2,055	State:	229	Local:	0				
Sec Cat:	Rehab And Reconst	Awd Date:	Fall 16	Anticipated Fed Cat:	NHPP	Payments:	0	0	0	0	0
TIP #:		Future Cost:	0	Estimate Total:	2,324						
County:	St. Louis City	Payment to IDOT for bridge improvements on the Martin Luther King Bridge. Project involves bridge A4856. Project will be let by IDOT.				Engineering:	0	0	0	0	0
Route:	MO 799					R/W:	0	0	0	0	0
Job No.:	6P3011					Construction:	0	0	0	85	0
Length:	0.39	MPO:	Y			FFOS:	0	0	0	0	0
Fund Cat:	Statewide Interstate And Major Bridge	Fed:	68	State:	17	Local:	0				
Sec Cat:	Preventive Maint	Awd Date:	N/A	Anticipated Fed Cat:	NHPP	Payments:	0	0	0	0	0
TIP #:	5737-16	Future Cost:	0	Estimate Total:	85						

* Subject to the approval of the Transportation Improvement Plan by the governing Metropolitan Planning Organization.

Apr-22-2016

Section 4 - 17

District St. Louis

TMA

Dollars in Thousands



2017-2021 Highway and Bridge Construction Schedule

Transportation Planning

P.O. Box 270
Jefferson City, MO 65102

Construction contingency applied to construction cost in the year the project is awarded.

Three percent project growth factor compounded annually is applied to right-of-way and construction costs in program years 2, 3, 4, and 5.

No inflation is applied to the Funding From Other Sources (FFOS) or Payments.

Engineering includes PE costs, CE costs and R/W incidentals.

						STATE FISCAL YEAR PROJECT BUDGETING					
						Prior Prog.	7/2016-6/2017	7/2017-6/2018	7/2018-6/2019	7/2019-6/2020	7/2020-6/2021
County:	St. Louis City	Bridge improvements from 18th Street to Broadway. Project involves bridges A1516, A1517, A1518, A1519, A1520 and A1521.				Engineering:	0	240	455	0	0
Route:	RP BROADWAY TO IS64W					R/W:	0	0	0	0	0
Job No.:	6I3170					Construction:	0	0	4,586	0	0
Length:	1.12	MPO:	Y			FFOS:	0	0	0	0	0
Fund Cat:	Taking Care Of System	Fed:	4,225	State:	1,056	Local:	0				
Sec Cat:	Preventive Maint	Awd Date:	2018	Anticipated Fed Cat:	NHPP	Payments:	0	0	0	0	0
TIP #:		Future Cost:	0	Estimate Total:	5,281						
County:	St. Louis City	Pavement improvements from I-270 to Hall Street.				Engineering:	0	100	330	438	0
Route:	RT H					R/W:	0	0	0	0	0
Job No.:	6S3196					Construction:	0	0	0	6,045	0
Length:	3.57	MPO:	Y			FFOS:	0	0	0	0	0
Fund Cat:	Taking Care Of System	Fed:	5,530	State:	1,383	Local:	0				
Sec Cat:	Preventive Maint	Awd Date:	2019	Anticipated Fed Cat:	NHPP	Payments:	0	0	0	0	0
TIP #:		Future Cost:	0	Estimate Total:	6,913						
County:	St. Louis City	Bridge improvements on the Illinois approach to the Poplar Street Bridge. \$1,869,000				Engineering:	9	129	0	0	0
Route:	IS 64 St. Clair County, IL	IDOT funds for construction. Project involves Illinois approach to bridge A1500.				R/W:	0	0	0	0	0
Job No.:	6I2377D					Construction:	0	1,869	0	0	0
Length:	0.52	MPO:	Y			FFOS:	0	1,869	0	0	0
Fund Cat:	Taking Care Of System	AC-State:	116	State:	13	Local:	1,869				
Sec Cat:	Rehab And Reconst	Awd Date:	Summer 16	Anticipated Fed Cat:	NHPP	Payments:	0	0	0	0	0
TIP #:		Future Cost:	0	Estimate Total:	2,007						
County:	Various	Job Order Contracting for concrete pavement repair at various interstate locations in the				Engineering:	0	42	0	0	0
Route:	Various	St. Louis District.				R/W:	0	0	0	0	0
Job No.:	0I3003K					Construction:	0	600	0	0	0
Length:	0.00	MPO:	Y			FFOS:	0	0	0	0	0
Fund Cat:	Statewide Interstate And Major Bridge	Fed:	578	State:	64	Local:	0				
Sec Cat:	Preventive Maint	Awd Date:	Spring 17	Anticipated Fed Cat:	NHPP	Payments:	0	0	0	0	0
TIP #:		Future Cost:	0	Estimate Total:	642						
County:	Various	Job Order Contracting for asphalt pavement repair at various interstate locations in				Engineering:	0	42	0	0	0
Route:	Various	Franklin and Jefferson Counties.				R/W:	0	0	0	0	0
Job No.:	0I3003L					Construction:	0	600	0	0	0
Length:	0.00	MPO:	Y			FFOS:	0	0	0	0	0
Fund Cat:	Statewide Interstate And Major Bridge	Fed:	578	State:	64	Local:	0				
Sec Cat:	Preventive Maint	Awd Date:	Spring 17	Anticipated Fed Cat:	NHPP	Payments:	0	0	0	0	0
TIP #:		Future Cost:	0	Estimate Total:	642						

* Subject to the approval of the Transportation Improvement Plan by the governing Metropolitan Planning Organization.

Apr-22-2016

Section 4 - 18

District St. Louis

TMA

Dollars in Thousands



2017-2021 Highway and Bridge Construction Schedule

Transportation Planning

P.O. Box 270
Jefferson City, MO 65102

Construction contingency applied to construction cost in the year the project is awarded.

Three percent project growth factor compounded annually is applied to right-of-way and construction costs in program years 2, 3, 4, and 5.

No inflation is applied to the Funding From Other Sources (FFOS) or Payments.

Engineering includes PE costs, CE costs and R/W incidentals.

						STATE FISCAL YEAR PROJECT BUDGETING					
						Prior Prog.	7/2016- 6/2017	7/2017- 6/2018	7/2018- 6/2019	7/2019- 6/2020	7/2020- 6/2021
County: Various	Job Order Contracting for asphalt pavement repair at various interstate locations in St.	Engineering:	0	56	0	0	0	0	0	0	0
Route: Various	Charles and St. Louis Counties and St. Louis City.	R/W:	0	0	0	0	0	0	0	0	0
Job No.: 013003M		Construction:	0	800	0	0	0	0	0	0	0
Length: 0.00	MPO: Y	FFOS:	0	0	0	0	0	0	0	0	0
Fund Cat: Statewide Interstate And Major Bridge	Fed: 770 State: 86 Local: 0	Payments:	0	0	0	0	0	0	0	0	0
Sec Cat: Preventive Maint	Awd Date: Spring 17 Anticipated Fed Cat: NHPP										
TIP #: Future Cost: 0 Estimate Total: 856											
County: Various	ADA Transition Plan improvements at various primary locations in the St. Louis District.	Engineering:	0	0	0	0	0	0	0	0	0
Route: Various	\$1,850,000 Statewide Transportation Alternative funds.	R/W:	0	0	0	0	0	0	0	0	0
Job No.: 0P3011G		Construction:	0	0	1,906	0	0	0	0	0	0
Length: 0.00	MPO: Y	FFOS:	1,850	0	0	0	0	0	0	0	0
Fund Cat: Taking Care Of System	Fed: 1,525 State: 381 Local: 0	Payments:	0	0	0	0	0	0	0	0	0
Sec Cat: N- Ada Trans	Awd Date: 2018 Anticipated Fed Cat: S.T.P.										
TIP #: Future Cost: 0 Estimate Total: 1,906											
County: Various	Safety projects at various locations in the St. Louis District. \$5,077,000 from Statewide	Engineering:	0	0	0	0	0	0	0	0	0
Route: Various	Open Container funds.	R/W:	0	0	0	0	0	0	0	0	0
Job No.: 0P3018G		Construction:	0	0	5,229	0	0	0	0	0	0
Length: 0.00	MPO: N	FFOS:	0	0	5,077	0	0	0	0	0	0
Fund Cat: Safety	Fed: 4,706 State: 523 Local: 0	Payments:	0	0	0	0	0	0	0	0	0
Sec Cat: Safety	Awd Date: 2018 Anticipated Fed Cat: Safety										
TIP #: Future Cost: 0 Estimate Total: 5,229											
County: Various	Safety projects at various locations in the St. Louis District. \$5,105,000 from Statewide	Engineering:	0	0	0	0	0	0	0	0	0
Route: Various	Open Container funds.	R/W:	0	0	0	0	0	0	0	0	0
Job No.: 0P3019G		Construction:	0	0	0	5,416	0	0	0	0	0
Length: 0.00	MPO: N	FFOS:	0	0	0	5,105	0	0	0	0	0
Fund Cat: Safety	Fed: 4,874 State: 542 Local: 0	Payments:	0	0	0	0	0	0	0	0	0
Sec Cat: Safety	Awd Date: 2019 Anticipated Fed Cat: Safety										
TIP #: Future Cost: 0 Estimate Total: 5,416											
County: Various	Safety projects at various locations in the St. Louis District. \$5,105,000 from Statewide	Engineering:	0	0	0	0	0	0	0	0	0
Route: Various	Open Container funds.	R/W:	0	0	0	0	0	0	0	0	0
Job No.: 0P3020G		Construction:	0	0	0	0	5,578	0	0	0	0
Length: 0.00	MPO: Y	FFOS:	0	0	0	0	5,105	0	0	0	0
Fund Cat: Safety	Fed: 5,020 State: 558 Local: 0	Payments:	0	0	0	0	0	0	0	0	0
Sec Cat: Safety	Awd Date: 2020 Anticipated Fed Cat: Safety										
TIP #: Future Cost: 0 Estimate Total: 5,578											

* Subject to the approval of the Transportation Improvement Plan by the governing Metropolitan Planning Organization.

Apr-22-2016

Section 4 - 19

District St. Louis

TMA

Dollars in Thousands



2017-2021 Highway and Bridge Construction Schedule

Transportation Planning

P.O. Box 270
Jefferson City, MO 65102

Construction contingency applied to construction cost in the year the project is awarded.

Three percent project growth factor compounded annually is applied to right-of-way and construction costs in program years 2, 3, 4, and 5.

No inflation is applied to the Funding From Other Sources (FFOS) or Payments.

Engineering includes PE costs, CE costs and R/W incidentals.

Construction contingency applied to construction cost in the year the project is awarded. Three percent project growth factor compounded annually is applied to right-of-way and construction costs in program years 2, 3, 4, and 5. No inflation is applied to the Funding From Other Sources (FFOS) or Payments. Engineering includes PE costs, CE costs and R/W incidentals.												STATE FISCAL YEAR PROJECT BUDGETING						
												Prior Prog.	7/2016- 6/2017	7/2017- 6/2018	7/2018- 6/2019	7/2019- 6/2020	7/2020- 6/2021	
County: Various	Safety projects at various locations in the St. Louis District. \$5,105,000 from Statewide											Engineering:	0	0	0	0	0	0
Route: Various	Open Container funds.											R/W:	0	0	0	0	0	0
Job No.: 0P3021G												Construction:	0	0	0	0	0	5,746
Length: 0.00	MPO: N										FFOS:	0	0	0	0	0	5,105	
Fund Cat: Safety			Fed: 5,171	State: 575	Local: 0						Payments:	0	0	0	0	0	0	
Sec Cat: Safety	Awd Date: 2021		Anticipated Fed Cat:		Safety													
TIP #:	Future Cost: 0		Estimate Total:		5,746													
County: Various	ADA Transition Plan improvements at various locations in the St. Louis District.											Engineering:	0	0	0	0	0	0
Route: Various	\$2,265,000 from Statewide Transportation Alternatives funds.											R/W:	0	0	0	0	0	0
Job No.: 0S3017G												Construction:	0	0	2,333	0	0	0
Length: 0.00	MPO: Y										FFOS:	0	2,265	0	0	0	0	
Fund Cat: Taking Care Of System			Fed: 1,866	State: 467	Local: 0						Payments:	0	0	0	0	0	0	
Sec Cat: N- Ada Trans	Awd Date: 2018		Anticipated Fed Cat:		S.T.P.													
TIP #:	Future Cost: 0		Estimate Total:		2,333													
County: Various	ADA Transition Plan improvements at various locations in the St. Louis District.											Engineering:	0	0	0	0	0	0
Route: Various	\$2,330,000 from Statewide Transportation Alternatives funds.											R/W:	0	0	0	0	0	0
Job No.: 0S3018G												Construction:	0	0	2,400	0	0	0
Length: 0.00	MPO: Y										FFOS:	0	0	2,330	0	0	0	
Fund Cat: Taking Care Of System			Fed: 1,920	State: 480	Local: 0						Payments:	0	0	0	0	0	0	
Sec Cat: N- Ada Trans	Awd Date: 2018		Anticipated Fed Cat:		S.T.P.													
TIP #:	Future Cost: 0		Estimate Total:		2,400													
County: Various	ADA Transition Plan improvements at various locations in the St. Louis District.											Engineering:	0	0	0	0	0	0
Route: Various	\$2,392,000 from Statewide Transportation Alternatives funds.											R/W:	0	0	0	0	0	0
Job No.: 0S3019G												Construction:	0	0	0	2,538	0	0
Length: 0.00	MPO: Y										FFOS:	0	0	0	2,392	0	0	
Fund Cat: Taking Care Of System			Fed: 2,030	State: 508	Local: 0						Payments:	0	0	0	0	0	0	
Sec Cat: N- Ada Trans	Awd Date: 2019		Anticipated Fed Cat:		S.T.P.													
TIP #:	Future Cost: 0		Estimate Total:		2,538													
County: Various	ADA Transition Plan improvements at various locations in the St. Louis District.											Engineering:	0	0	0	0	0	0
Route: Various	\$2,453,000 from Statewide Transportation Alternatives funds.											R/W:	0	0	0	0	0	0
Job No.: 0S3020G												Construction:	0	0	0	0	2,680	0
Length: 0.00	MPO: Y										FFOS:	0	0	0	0	2,453	0	
Fund Cat: Taking Care Of System			Fed: 2,144	State: 536	Local: 0						Payments:	0	0	0	0	0	0	
Sec Cat: N- Ada Trans	Awd Date: 2020		Anticipated Fed Cat:		S.T.P.													
TIP #:	Future Cost: 0		Estimate Total:		2,680													

* Subject to the approval of the Transportation Improvement Plan by the governing Metropolitan Planning Organization.

Apr-22-2016

Section 4 - 20

District St. Louis

TMA

Dollars in Thousands



2017-2021 Highway and Bridge Construction Schedule

Transportation Planning

P.O. Box 270
Jefferson City, MO 65102

Construction contingency applied to construction cost in the year the project is awarded.

Three percent project growth factor compounded annually is applied to right-of-way and construction costs in program years 2, 3, 4, and 5.

No inflation is applied to the Funding From Other Sources (FFOS) or Payments.

Engineering includes PE costs, CE costs and R/W incidentals.

Construction contingency applied to construction cost in the year the project is awarded. Three percent project growth factor compounded annually is applied to right-of-way and construction costs in program years 2, 3, 4, and 5. No inflation is applied to the Funding From Other Sources (FFOS) or Payments. Engineering includes PE costs, CE costs and R/W incidentals.												STATE FISCAL YEAR PROJECT BUDGETING					
												Prior Prog.	7/2016- 6/2017	7/2017- 6/2018	7/2018- 6/2019	7/2019- 6/2020	7/2020- 6/2021
County: Various	ADA Transition Plan improvements at various locations in the St. Louis District.											Engineering:	0	0	0	0	0
Route: Various	\$2,453,000 from Statewide Transportation Alternatives funds.											R/W:	0	0	0	0	0
Job No.: 0S3021G												Construction:	0	0	0	0	2,761
Length: 0.00	MPO: Y											FFOS:	0	0	0	0	2,453
Fund Cat: Taking Care Of System	Fed: 2,209 State: 552 Local: 0										Payments:	0	0	0	0	0	
Sec Cat: N- Ada Trans	Awd Date: 2021	Anticipated Fed Cat: S.T.P.															
TIP #: 	Future Cost: 0 Estimate Total: 2,761																
County: Various	Installation of flashing yellow arrows to existing traffic signals on Rtes. 100, 367, I-44, I-55, I-64, I-70, I-170, and I-270. \$341,541 Congestion Mitigation and Air Quality Improvement Program funds.											Engineering:	35	37	0	0	0
Route: Various												R/W:	0	0	0	0	0
Job No.: 6I3122												Construction:	0	355	0	0	0
Length: 0.00	MPO: Y											FFOS:	0	313	0	0	0
Fund Cat: Taking Care Of System	Fed: 314 State: 78 Local: 0										Payments:	0	0	0	0	0	
Sec Cat: Systems Operations	Awd Date: Summer 16	Anticipated Fed Cat: C.M.A.Q.															
TIP #: 6471-15	Future Cost: 0 Estimate Total: 427																
County: Various	Job Order Contracting for bridge repairs at various primary route locations in the St. Louis District.											Engineering:	8	142	0	0	0
Route: Various												R/W:	0	0	0	0	0
Job No.: 6P3013												Construction:	0	2,000	0	0	0
Length: 0.00	MPO: Y											FFOS:	0	0	0	0	0
Fund Cat: Taking Care Of System	AC-State: 1,714 State: 428 Local: 0										Payments:	0	0	0	0	0	
Sec Cat: Preventive Maint	Awd Date: Fall 16	Anticipated Fed Cat: S.T.P.															
TIP #: 5728-15	Future Cost: 0 Estimate Total: 2,150																
County: Various	Job Order Contracting for guardrail repair at various locations in Franklin and Jefferson Counties.											Engineering:	0	37	0	0	0
Route: Various												R/W:	0	0	0	0	0
Job No.: 6P3117												Construction:	0	463	0	0	0
Length: 0.00	MPO: Y											FFOS:	0	0	0	0	0
Fund Cat: Taking Care Of System	Fed: 400 State: 100 Local: 0										Payments:	0	0	0	0	0	
Sec Cat: Routine Maintenance	Awd Date: Spring 17	Anticipated Fed Cat: S.T.P.															
TIP #: 	Future Cost: 0 Estimate Total: 500																
County: Various	Job Order Contracting for fence repair at various locations in the St. Louis District.											Engineering:	0	33	0	0	0
Route: Various												R/W:	0	0	0	0	0
Job No.: 6P3175												Construction:	0	404	0	0	0
Length: 0.00	MPO: Y											FFOS:	0	0	0	0	0
Fund Cat: Taking Care Of System	Fed: 0 State: 437 Local: 0										Payments:	0	0	0	0	0	
Sec Cat: Routine Maintenance	Awd Date: Spring 17	Anticipated Fed Cat: State															
TIP #: 	Future Cost: 0 Estimate Total: 437																

* Subject to the approval of the Transportation Improvement Plan by the governing Metropolitan Planning Organization.

Apr-22-2016

Section 4 - 21

District St. Louis

TMA

Dollars in Thousands



2017-2021 Highway and Bridge Construction Schedule

Transportation Planning

P.O. Box 270
Jefferson City, MO 65102

Construction contingency applied to construction cost in the year the project is awarded.

Three percent project growth factor compounded annually is applied to right-of-way and construction costs in program years 2, 3, 4, and 5.

No inflation is applied to the Funding From Other Sources (FFOS) or Payments.

Engineering includes PE costs, CE costs and R/W incidentals.

Construction contingency applied to construction cost in the year the project is awarded. Three percent project growth factor compounded annually is applied to right-of-way and construction costs in program years 2, 3, 4, and 5. No inflation is applied to the Funding From Other Sources (FFOS) or Payments. Engineering includes PE costs, CE costs and R/W incidentals.												STATE FISCAL YEAR PROJECT BUDGETING					
												Prior Prog.	7/2016- 6/2017	7/2017- 6/2018	7/2018- 6/2019	7/2019- 6/2020	7/2020- 6/2021
County: Various Route: Various Job No.: 6P3176 Length: 0.00 MPO: Y Fund Cat: Taking Care Of System Sec Cat: Routine Maintenance Awd Date: Spring 17 Anticipated Fed Cat: S.T.P. TIP #: Future Cost: 0 Estimate Total: 601	Job Order Contracting for guard cable repair at various locations in the St. Louis District.					Engineering:	0	43	0	0	0	0					
						R/W:	0	0	0	0	0	0					
						Construction:	0	558	0	0	0	0					
						FFOS:	0	0	0	0	0	0					
						Payments:	0	0	0	0	0	0					
County: Various Route: Various Job No.: 6P3190 Length: 0.00 MPO: Y Fund Cat: Taking Care Of System Sec Cat: Systems Operations Awd Date: 2018 Anticipated Fed Cat: S.T.P. TIP #: Future Cost: 0 Estimate Total: 5,150	Signal and lighting improvements throughout the St. Louis District.					Engineering:	0	0	0	0	0						
						R/W:	0	0	0	0	0	0					
						Construction:	0	0	5,150	0	0	0					
						FFOS:	0	0	0	0	0	0					
						Payments:	0	0	0	0	0	0					
County: Various Route: Various Job No.: 6P3191 Length: 0.00 MPO: Y Fund Cat: Taking Care Of System Sec Cat: Systems Operations Awd Date: 2019 Anticipated Fed Cat: S.T.P. TIP #: Future Cost: 0 Estimate Total: 6,365	Signal and lighting improvements throughout the St. Louis District.					Engineering:	0	0	0	0	0						
						R/W:	0	0	0	0	0	0					
						Construction:	0	0	0	6,365	0	0					
						FFOS:	0	0	0	0	0	0					
						Payments:	0	0	0	0	0	0					
County: Various Route: Various Job No.: 6P3194 Length: 0.00 MPO: Y Fund Cat: Safety Sec Cat: Safety Awd Date: Spring 17 Anticipated Fed Cat: Safety <div>Federal Oversight</div> TIP #: Future Cost: 0 Estimate Total: 23,826	Safety improvements on various routes in the St. Louis District. Potential Design Build.					Engineering:	0	1,998	0	0	0	0					
						R/W:	0	0	0	0	0	0					
						Construction:	0	21,828	0	0	0	0					
						FFOS:	0	5,032	0	0	0	0					
						Payments:	0	0	0	0	0	0					
County: Various Route: Various Job No.: 6P3198 Length: 0.00 MPO: Y Fund Cat: Taking Care Of System Sec Cat: Preventive Maint Awd Date: Spring 17 Anticipated Fed Cat: S.T.P. TIP #: Future Cost: 0 Estimate Total: 2,185	Job Order Contracting for asphalt pavement improvements (non-interstate) at various primary route locations in the St. Louis District.					Engineering:	0	145	0	0	0	0					
						R/W:	0	0	0	0	0	0					
						Construction:	0	2,040	0	0	0	0					
						FFOS:	0	0	0	0	0	0					
						Payments:	0	0	0	0	0	0					

* Subject to the approval of the Transportation Improvement Plan by the governing Metropolitan Planning Organization.

Apr-22-2016

Section 4 - 22

District St. Louis

TMA

Dollars in Thousands



2017-2021 Highway and Bridge Construction Schedule

Transportation Planning

P.O. Box 270
Jefferson City, MO 65102

Construction contingency applied to construction cost in the year the project is awarded.

Three percent project growth factor compounded annually is applied to right-of-way and construction costs in program years 2, 3, 4, and 5.

No inflation is applied to the Funding From Other Sources (FFOS) or Payments.

Engineering includes PE costs, CE costs and R/W incidentals.

						STATE FISCAL YEAR PROJECT BUDGETING					
						Prior Prog.	7/2016- 6/2017	7/2017- 6/2018	7/2018- 6/2019	7/2019- 6/2020	7/2020- 6/2021
County:	Various	Job Order Contracting for concrete pavement improvements (non-Interstate) at various				Engineering:	0	75	0	0	0
Route:	Various	primary route locations in the St. Louis District.				R/W:	0	0	0	0	0
Job No.:	6P3198B					Construction:	0	1,020	0	0	0
Length:	0.00	MPO:	Y			FFOS:	0	0	0	0	0
Fund Cat:	Taking Care Of System	Fed:	876	State:	219	Local:	0				
Sec Cat:	Preventive Maint	Awd Date:	Spring 17	Anticipated Fed Cat:	S.T.P.	Payments:	0	0	0	0	0
TIP #:		Future Cost:	0	Estimate Total:	1,095						

* Subject to the approval of the Transportation Improvement Plan by the governing Metropolitan Planning Organization.

Apr-22-2016

Section 4 - 23

District St. Louis

TMA

Dollars in Thousands



2017-2021 Highway and Bridge Construction Schedule

Transportation Planning

P.O. Box 270
Jefferson City, MO 65102

Construction contingency applied to construction cost in the year the project is awarded.
Three percent project growth factor compounded annually is applied to right-of-way and construction costs in program years 2, 3, 4, and 5.
No inflation is applied to the Funding From Other Sources (FFOS) or Payments.
Engineering includes PE costs, CE costs and R/W incidentals.

STATE FISCAL YEAR PROJECT BUDGETING						
	Prior Prog.	7/2016- 6/2017	7/2017- 6/2018	7/2018- 6/2019	7/2019- 6/2020	7/2020- 6/2021
FFOS:	2,638	41,696	21,491	7,497	7,558	7,558
Total R/W:	1,888	4,066	1,079	0	0	0
Total Construction:	0	216,812	223,660	148,445	20,704	24,385
Paybacks:	0	0	0	0	0	0
Sub-Total:	1,888	220,878	224,739	148,445	20,704	24,385
Total Engineering:	10,574	25,861	24,036	5,300	829	978
Grand Total:	12,462	246,739	248,775	153,745	21,533	25,363

	2017	2018	2019	2020	2021
State	23,346	29,441	21,422	2,549	2,812
AC-State	46,645	6,512	0	0	0
Local	25,626	6,420	0	0	0
Sub-total State	95,617	42,373	21,422	2,549	2,812

Federal					
Sub-total Federal	151,122	206,402	132,323	18,984	22,551
Grand Total	246,739	248,775	153,745	21,533	25,363

Project Count: 111

* Subject to the approval of the Transportation Improvement Plan by the governing Metropolitan Planning Organization.

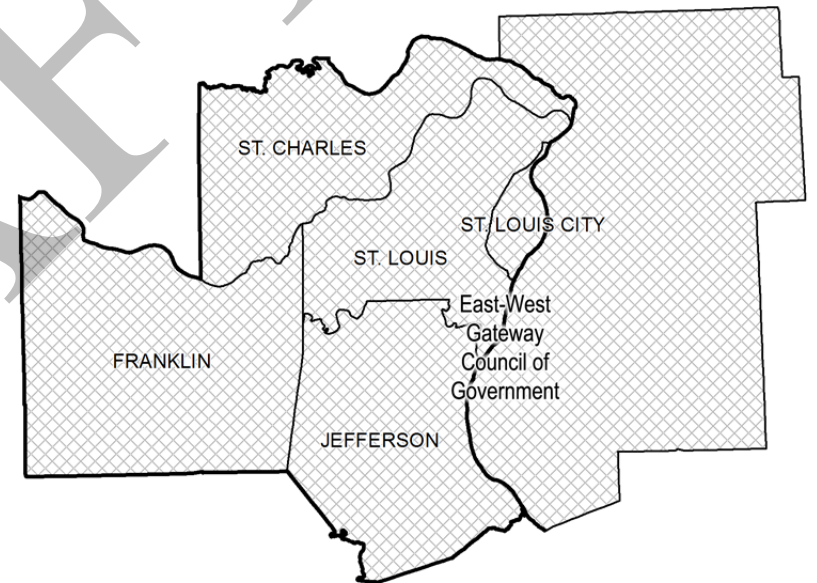
Apr-22-2016

Section 4 - 1

District St. Louis

TMA

Dollars in Thousands



MoDOT's St Louis District

TMA: East-West Gateway Council of Governments

PAYMENT PROJECTS

(Note: The following MoDOT projects are located inside the St Louis Metropolitan Planning area boundary.)



2017-2021 Highway and Bridge Construction Schedule

Transportation Planning

P.O. Box 270
Jefferson City, MO 65102

Construction contingency applied to construction cost in the year the project is awarded.

Three percent project growth factor compounded annually is applied to right-of-way and construction costs in program years 2, 3, 4, and 5.

No inflation is applied to the Funding From Other Sources (FFOS) or Payments.

Engineering includes PE costs, CE costs and R/W incidentals.

Construction contingency applied to construction cost in the year the project is awarded. Three percent project growth factor compounded annually is applied to right-of-way and construction costs in program years 2, 3, 4, and 5. No inflation is applied to the Funding From Other Sources (FFOS) or Payments. Engineering includes PE costs, CE costs and R/W incidentals.												STATE FISCAL YEAR PROJECT BUDGETING					
												Prior Prog.	7/2016- 6/2017	7/2017- 6/2018	7/2018- 6/2019	7/2019- 6/2020	7/2020- 6/2021
County: St. Louis	Payback for project 610978 from west of Spodee Road to west of Sarah Street. Payment of					Engineering:	0	0	0	0	0						
Route: IS 64	\$13.5 million per year from 2011 to 2025.					R/W:	0	0	0	0	0						
Job No.: 610978Z						Construction:	0	0	0	0	0						
Length: 9.02	MPO: Y				Fed: 0	State: 67,500	Local: 0										
Fund Cat: Flexible & Other						FFOS:	0	0	0	0	0						
Sec Cat: System Expansion	Awd Date: N/A	Anticipated Fed Cat:				State											
TIP #: 2606D-11	Future Cost: 25,001 - 50,000				Estimate Total: 148,500	Payments:	81,000	13,500	13,500	13,500	13,500						
County: St. Louis	ITS operations, MoDOT staff, equipment maintenance and Transporation Management					Engineering:	0	0	0	0	0						
Route: IS 64	Center (TMC) operations at the TMC building.					R/W:	0	0	0	0	0						
Job No.: 6Q3000C						Construction:	0	0	0	0	0						
Length: 0.26	MPO: Y				Fed: 664	State: 166	Local: 0										
Fund Cat: Flexible & Other						FFOS:	0	0	0	0	0						
Sec Cat: Systems Operations	Awd Date: N/A	Anticipated Fed Cat:				S.T.P.											
TIP #: 6Q3000C	Future Cost: 0				Estimate Total: 830	Payments:	0	830	0	0	0						
County: St. Louis	ITS operations, contract staffing and professional services at the Transportation					Engineering:	0	0	0	0	0						
Route: IS 64	Management Center (TMC) building.					R/W:	0	0	0	0	0						
Job No.: 6Q3000D						Construction:	0	0	0	0	0						
Length: 0.26	MPO: Y				Fed: 1,600	State: 400	Local: 0										
Fund Cat: Flexible & Other						FFOS:	0	0	0	0	0						
Sec Cat: Systems Operations	Awd Date: N/A	Anticipated Fed Cat:				S.T.P.											
TIP #: 6Q3000D	Future Cost: 0				Estimate Total: 2,000	Payments:	0	2,000	0	0	0						
County: St. Louis	ITS operations, MoDOT staff, equipment maintenance and Transportation Management					Engineering:	0	0	0	0	0						
Route: IS 64	Center (TMC) operations at the TMC building.					R/W:	0	0	0	0	0						
Job No.: 6Q3053C						Construction:	0	0	0	0	0						
Length: 0.00	MPO: Y				Fed: 664	State: 166	Local: 0										
Fund Cat: Flexible & Other						FFOS:	0	0	0	0	0						
Sec Cat: Systems Operations	Awd Date: N/A	Anticipated Fed Cat:				S.T.P.											
TIP #: 5948B-18	Future Cost: 0				Estimate Total: 830	Payments:	0	0	830	0	0						
County: St. Louis	ITS operations, contract staffing and professional services at the Transportation					Engineering:	0	0	0	0	0						
Route: IS 64	Management Center (TMC) building.					R/W:	0	0	0	0	0						
Job No.: 6Q3053D						Construction:	0	0	0	0	0						
Length: 0.00	MPO: Y				Fed: 1,600	State: 400	Local: 0										
Fund Cat: Flexible & Other						FFOS:	0	0	0	0	0						
Sec Cat: Systems Operations	Awd Date: N/A	Anticipated Fed Cat:				S.T.P.											
TIP #: 5948C-18	Future Cost: 0				Estimate Total: 2,000	Payments:	0	0	2,000	0	0						

* Subject to the approval of the Transportation Improvement Plan by the governing Metropolitan Planning Organization.



2017-2021 Highway and Bridge Construction Schedule

Transportation Planning

P.O. Box 270
Jefferson City, MO 65102

Construction contingency applied to construction cost in the year the project is awarded.

Three percent project growth factor compounded annually is applied to right-of-way and construction costs in program years 2, 3, 4, and 5.

No inflation is applied to the Funding From Other Sources (FFOS) or Payments.

Engineering includes PE costs, CE costs and R/W incidentals.

Construction contingency applied to construction cost in the year the project is awarded. Three percent project growth factor compounded annually is applied to right-of-way and construction costs in program years 2, 3, 4, and 5. No inflation is applied to the Funding From Other Sources (FFOS) or Payments. Engineering includes PE costs, CE costs and R/W incidentals.						STATE FISCAL YEAR PROJECT BUDGETING						
						Prior Prog.	7/2016- 6/2017	7/2017- 6/2018	7/2018- 6/2019	7/2019- 6/2020	7/2020- 6/2021	
County: St. Louis	Video wall replacement at the District Traffic Management Center (TMC).					Engineering:	0	25	0	0	0	0
Route: Various						R/W:	0	0	0	0	0	0
Job No.: 6Q3192						Construction:	0	0	0	0	0	0
Length: 0.00	MPO: Y					FFOS:	0	0	0	0	0	0
Fund Cat: Taking Care Of System			Fed: 1,000	State: 250	Local: 0	Payments:	0	1,225	0	0	0	0
Sec Cat: Systems Operations	Awd Date:	N/A	Anticipated Fed Cat:	S.T.P.								
TIP #:	Future Cost:		0	Estimate Total:		1,250						
County: St. Louis City	Payback for 6I0984 and 6U1086 to construct new Mississippi River Bridge. Payment of					Engineering:	0	0	0	0	0	0
Route: IS 70	\$8.4 million per year from 2011 to 2025. Project involves bridge A6500.					R/W:	0	0	0	0	0	0
Job No.: 6I0984Z						Construction:	0	0	0	0	0	0
Length: 0.76	MPO: Y					FFOS:	0	0	0	0	0	0
Fund Cat: Flexible & Other			Fed: 0	State: 42,000	Local: 0	Payments:	50,400	8,400	8,400	8,400	8,400	8,400
Sec Cat: System Expansion	Awd Date:	N/A	Anticipated Fed Cat:	State								
TIP #:	3479Z-11	Future Cost:		25,001 - 50,000	Estimate Total:	92,400						
County: St. Louis City	Payment to IDOT for bridge improvements on the Martin Luther King Bridge. Project					Engineering:	0	0	0	0	0	0
Route: MO 799	involves bridge A4856. Project will be let by IDOT.					R/W:	0	0	0	0	0	0
Job No.: 6P2386						Construction:	0	0	0	0	0	0
Length: 0.40	MPO: Y					FFOS:	0	0	0	0	0	0
Fund Cat: Statewide Interstate And Major Bridge			Fed: 3,200	State: 800	Local: 0	Payments:	4,600	4,000	0	0	0	0
Sec Cat: Rehab And Reconst	Awd Date:	N/A	Anticipated Fed Cat:	NHPP								
TIP #:	5535-15	Future Cost:		0	Estimate Total:	8,600						
County: Various	Payback beginning in SFY 2008 for Safe and Sound bridges in the St. Louis District.					Engineering:	0	0	0	0	0	0
Route: Various						R/W:	30	0	0	0	0	0
Job No.: 5B0800U						Construction:	0	0	0	0	0	0
Length: 0.00	MPO: Y					FFOS:	30	0	0	0	0	0
Fund Cat: Taking Care Of System			Fed: 0	State: 6,365	Local: 0	Payments:	7,732	1,273	1,273	1,273	1,273	1,273
Sec Cat: Rehab And Reconst	Awd Date:	N/A	Anticipated Fed Cat:	State								
TIP #:	4772-08	Future Cost:		15,001 - 25,000	Estimate Total:	14,127						
County: Various	On-call work zone enforcement at various locations in the St. Louis District.					Engineering:	0	0	0	0	0	0
Route: Various						R/W:	0	0	0	0	0	0
Job No.: 6P3178						Construction:	0	0	0	0	0	0
Length: 0.00	MPO: Y					FFOS:	0	0	0	0	0	0
Fund Cat: Safety			Fed: 90	State: 10	Local: 0	Payments:	0	0	100	0	0	0
Sec Cat: Urban Safety	Awd Date:	N/A	Anticipated Fed Cat:	Safety								
TIP #:	Future Cost:		0	Estimate Total:		100						

* Subject to the approval of the Transportation Improvement Plan by the governing Metropolitan Planning Organization.

Apr-22-2016

Section 4 - 2

District St. Louis

TMA

Dollars in Thousands



2017-2021 Highway and Bridge Construction Schedule

Transportation Planning

P.O. Box 270
Jefferson City, MO 65102

Construction contingency applied to construction cost in the year the project is awarded.

Three percent project growth factor compounded annually is applied to right-of-way and construction costs in program years 2, 3, 4, and 5.

No inflation is applied to the Funding From Other Sources (FFOS) or Payments.

Engineering includes PE costs, CE costs and R/W incidentals.

Construction contingency applied to construction cost in the year the project is awarded. Three percent project growth factor compounded annually is applied to right-of-way and construction costs in program years 2, 3, 4, and 5. No inflation is applied to the Funding From Other Sources (FFOS) or Payments. Engineering includes PE costs, CE costs and R/W incidentals.												STATE FISCAL YEAR PROJECT BUDGETING						
												Prior Prog.	7/2016- 6/2017	7/2017- 6/2018	7/2018- 6/2019	7/2019- 6/2020	7/2020- 6/2021	
County: Various	On-call work zone enforcement at various locations in the St. Louis District.											Engineering:	0	0	0	0	0	0
Route: Various												R/W:	0	0	0	0	0	0
Job No.: 6P3319												Construction:	0	0	0	0	0	0
Length: 0.00	MPO: Y					Fed: 243	State: 27	Local: 0			FFOS:	0	0	0	0	0		
Fund Cat: Safety												Payments:	0	270	0	0	0	0
Sec Cat: Urban Safety	Awd Date: N/A	Anticipated Fed Cat: Safety																
TIP #: 	Future Cost: 0		Estimate Total: 270															
County: Various	Motorist Assist operations and staff in the St. Louis District. These funds will be transferred to the District Operations budget.											Engineering:	0	0	0	0	0	0
Route: Various												R/W:	0	0	0	0	0	0
Job No.: 6Q3000B												Construction:	0	0	0	0	0	0
Length: 0.00	MPO: Y					Fed: 1,668	State: 417	Local: 0			FFOS:	0	0	0	0	0		
Fund Cat: Flexible & Other												Payments:	0	2,085	0	0	0	0
Sec Cat: Systems Operations	Awd Date: N/A	Anticipated Fed Cat: S.T.P.																
TIP #: 	Future Cost: 0		Estimate Total: 2,085															
County: Various	ITS maintenance and operations at various locations.											Engineering:	0	0	0	0	0	0
Route: Various												R/W:	0	0	0	0	0	0
Job No.: 6Q3000E												Construction:	0	0	0	0	0	0
Length: 0.00	MPO: Y					Fed: 857	State: 214	Local: 0			FFOS:	0	0	0	0	0		
Fund Cat: Flexible & Other												Payments:	0	1,071	0	0	0	0
Sec Cat: Systems Operations	Awd Date: N/A	Anticipated Fed Cat: S.T.P.																
TIP #: 	Future Cost: 0		Estimate Total: 1,071															
County: Various	ITS system preservation, repairs and upgrades throughout the St. Louis District.											Engineering:	0	0	0	0	0	0
Route: Various												R/W:	0	0	0	0	0	0
Job No.: 6Q3000F												Construction:	0	0	0	0	0	0
Length: 0.00	MPO: Y					Fed: 762	State: 191	Local: 0			FFOS:	0	0	0	0	0		
Fund Cat: Flexible & Other												Payments:	0	953	0	0	0	0
Sec Cat: Systems Operations	Awd Date: N/A	Anticipated Fed Cat: S.T.P.																
TIP #: 5736-17	Future Cost: 0		Estimate Total: 953															
County: Various	Advanced Traffic Management System (ATMS) maintenance contract for operating system at the Transportation Management Center (TMC).											Engineering:	0	0	0	0	0	0
Route: Various												R/W:	0	0	0	0	0	0
Job No.: 6Q3000G												Construction:	0	0	0	0	0	0
Length: 0.00	MPO: Y					Fed: 360	State: 90	Local: 0			FFOS:	0	0	0	0	0		
Fund Cat: Taking Care Of System												Payments:	0	450	0	0	0	0
Sec Cat: Systems Operations	Awd Date: N/A	Anticipated Fed Cat: S.T.P.																
TIP #: 	Future Cost: 0		Estimate Total: 450															

* Subject to the approval of the Transportation Improvement Plan by the governing Metropolitan Planning Organization.

Apr-22-2016

Section 4 - 3

District St. Louis

TMA

Dollars in Thousands



2017-2021 Highway and Bridge Construction Schedule

Transportation Planning

P.O. Box 270
Jefferson City, MO 65102

Construction contingency applied to construction cost in the year the project is awarded.

Three percent project growth factor compounded annually is applied to right-of-way and construction costs in program years 2, 3, 4, and 5.

No inflation is applied to the Funding From Other Sources (FFOS) or Payments.

Engineering includes PE costs, CE costs and R/W incidentals.

Construction contingency applied to construction cost in the year the project is awarded. Three percent project growth factor compounded annually is applied to right-of-way and construction costs in program years 2, 3, 4, and 5. No inflation is applied to the Funding From Other Sources (FFOS) or Payments. Engineering includes PE costs, CE costs and R/W incidentals.							STATE FISCAL YEAR PROJECT BUDGETING					
							Prior Prog.	7/2016- 6/2017	7/2017- 6/2018	7/2018- 6/2019	7/2019- 6/2020	7/2020- 6/2021
County: Various Route: Various Job No.: 6Q3053B Length: 0.00 MPO: Y Fund Cat: Flexible & Other												

* Subject to the approval of the Transportation Improvement Plan by the governing Metropolitan Planning Organization.

Apr-22-2016

Section 4 - 4

District St. Louis

TMA

Dollars in Thousands



2017-2021 Highway and Bridge Construction Schedule

Transportation Planning

P.O. Box 270
Jefferson City, MO 65102

Construction contingency applied to construction cost in the year the project is awarded.

Three percent project growth factor compounded annually is applied to right-of-way and construction costs in program years 2, 3, 4, and 5.

No inflation is applied to the Funding From Other Sources (FFOS) or Payments.

Engineering includes PE costs, CE costs and R/W incidentals.

Construction contingency applied to construction cost in the year the project is awarded. Three percent project growth factor compounded annually is applied to right-of-way and construction costs in program years 2, 3, 4, and 5. No inflation is applied to the Funding From Other Sources (FFOS) or Payments. Engineering includes PE costs, CE costs and R/W incidentals.							STATE FISCAL YEAR PROJECT BUDGETING						
							Prior Prog.	7/2016- 6/2017	7/2017- 6/2018	7/2018- 6/2019	7/2019- 6/2020	7/2020- 6/2021	
County: Various	ITS operations, contract staffing and professional services at the Transportation Management Center (TMC) building.						Engineering:	0	0	0	0	0	0
Route: Various							R/W:	0	0	0	0	0	0
Job No.: 6Q3171D							Construction:	0	0	0	0	0	0
Length: 0.00	MPO: Y					FFOS:	0	0	0	0	0	0	
Fund Cat: Taking Care Of System			Fed: 1,648	State: 412	Local: 0	Payments:	0	0	0	2,060	0	0	
Sec Cat: Systems Operations	Awd Date: N/A	Anticipated Fed Cat: S.T.P.											
TIP #:	Future Cost: 0	Estimate Total: 2,060											
County: Various	ITS maintenance and operations at various locations.						Engineering:	0	0	0	0	0	0
Route: Various							R/W:	0	0	0	0	0	0
Job No.: 6Q3171E							Construction:	0	0	0	0	0	0
Length: 0.00	MPO: Y					FFOS:	0	0	0	0	0	0	
Fund Cat: Taking Care Of System			Fed: 857	State: 214	Local: 0	Payments:	0	0	0	1,071	0	0	
Sec Cat: Systems Operations	Awd Date: N/A	Anticipated Fed Cat: S.T.P.											
TIP #:	Future Cost: 0	Estimate Total: 1,071											
County: Various	ITS system preservation, repairs and upgrades throughout the St. Louis District.						Engineering:	0	0	0	0	0	0
Route: Various							R/W:	0	0	0	0	0	0
Job No.: 6Q3171F							Construction:	0	0	0	0	0	0
Length: 0.00	MPO: Y					FFOS:	0	0	0	0	0	0	
Fund Cat: Taking Care Of System			Fed: 762	State: 191	Local: 0	Payments:	0	0	0	953	0	0	
Sec Cat: Systems Operations	Awd Date: N/A	Anticipated Fed Cat: S.T.P.											
TIP #:	Future Cost: 0	Estimate Total: 953											
County: Various	Motorist Assist operations and staff in the St. Louis District. These funds will be transferred to the District Operations budget.						Engineering:	0	0	0	0	0	0
Route: Various							R/W:	0	0	0	0	0	0
Job No.: 6Q3172B							Construction:	0	0	0	0	0	0
Length: 0.00	MPO: Y					FFOS:	0	0	0	0	0	0	
Fund Cat: Taking Care Of System			Fed: 1,718	State: 430	Local: 0	Payments:	0	0	0	0	2,148	0	
Sec Cat: Systems Operations	Awd Date: N/A	Anticipated Fed Cat: S.T.P.											
TIP #:	Future Cost: 0	Estimate Total: 2,148											
County: Various	ITS operations, MoDOT Staff, equipment maintenance and Transportation Management Center (TMC) operations at TMC building.						Engineering:	0	0	0	0	0	0
Route: Various							R/W:	0	0	0	0	0	0
Job No.: 6Q3172C							Construction:	0	0	0	0	0	0
Length: 0.00	MPO: Y					FFOS:	0	0	0	0	0	0	
Fund Cat: Taking Care Of System			Fed: 684	State: 171	Local: 0	Payments:	0	0	0	0	855	0	
Sec Cat: Systems Operations	Awd Date: N/A	Anticipated Fed Cat: S.T.P.											
TIP #:	Future Cost: 0	Estimate Total: 855											

* Subject to the approval of the Transportation Improvement Plan by the governing Metropolitan Planning Organization.

Apr-22-2016

Section 4 - 5

District St. Louis

TMA

Dollars in Thousands



2017-2021 Highway and Bridge Construction Schedule

Transportation Planning

P.O. Box 270
Jefferson City, MO 65102

Construction contingency applied to construction cost in the year the project is awarded.

Three percent project growth factor compounded annually is applied to right-of-way and construction costs in program years 2, 3, 4, and 5.

No inflation is applied to the Funding From Other Sources (FFOS) or Payments.

Engineering includes PE costs, CE costs and R/W incidentals.

Construction contingency applied to construction cost in the year the project is awarded. Three percent project growth factor compounded annually is applied to right-of-way and construction costs in program years 2, 3, 4, and 5. No inflation is applied to the Funding From Other Sources (FFOS) or Payments. Engineering includes PE costs, CE costs and R/W incidentals.												STATE FISCAL YEAR PROJECT BUDGETING						
												Prior Prog.	7/2016- 6/2017	7/2017- 6/2018	7/2018- 6/2019	7/2019- 6/2020	7/2020- 6/2021	
County: Various	ITS operations, contract staffing and professional services at the Transportation Management Center (TMC) building.											Engineering:	0	0	0	0	0	0
Route: Various												R/W:	0	0	0	0	0	0
Job No.: 6Q3172D												Construction:	0	0	0	0	0	0
Length: 0.00	MPO: Y											FFOS:	0	0	0	0	0	0
Fund Cat: Taking Care Of System	Fed: 1,648 State: 412 Local: 0										Payments:	0	0	0	0	2,060	0	
Sec Cat: Systems Operations	Awd Date: N/A	Anticipated Fed Cat: S.T.P.																
TIP #:	Future Cost: 0	Estimate Total: 2,060																
County: Various	ITS maintenance and operations at various locations.											Engineering:	0	0	0	0	0	0
Route: Various												R/W:	0	0	0	0	0	0
Job No.: 6Q3172E												Construction:	0	0	0	0	0	0
Length: 0.00	MPO: Y											FFOS:	0	0	0	0	0	0
Fund Cat: Taking Care Of System	Fed: 857 State: 214 Local: 0										Payments:	0	0	0	0	1,071	0	
Sec Cat: Systems Operations	Awd Date: N/A	Anticipated Fed Cat: S.T.P.																
TIP #:	Future Cost: 0	Estimate Total: 1,071																
County: Various	ITS system preservation, repairs and upgrades throughout the St. Louis District.											Engineering:	0	0	0	0	0	0
Route: Various												R/W:	0	0	0	0	0	0
Job No.: 6Q3172F												Construction:	0	0	0	0	0	0
Length: 0.00	MPO: Y											FFOS:	0	0	0	0	0	0
Fund Cat: Taking Care Of System	Fed: 762 State: 191 Local: 0										Payments:	0	0	0	0	953	0	
Sec Cat: Systems Operations	Awd Date: N/A	Anticipated Fed Cat: S.T.P.																
TIP #:	Future Cost: 0	Estimate Total: 953																
County: Various	Motorist Assist operations and staff in the St. Louis District. These funds will be transferred to the District Operations Budget.											Engineering:	0	0	0	0	0	0
Route: Various												R/W:	0	0	0	0	0	0
Job No.: 6Q3173B												Construction:	0	0	0	0	0	0
Length: 0.00	MPO: Y											FFOS:	0	0	0	0	0	0
Fund Cat: Taking Care Of System	Fed: 1,718 State: 430 Local: 0										Payments:	0	0	0	0	0	2,148	
Sec Cat: Systems Operations	Awd Date: N/A	Anticipated Fed Cat: S.T.P.																
TIP #:	Future Cost: 0	Estimate Total: 2,148																
County: Various	ITS operations, MoDOT Staff, equipment maintenance and Transportation Management Center (TMC) operations at TMC building.											Engineering:	0	0	0	0	0	0
Route: Various												R/W:	0	0	0	0	0	0
Job No.: 6Q3173C												Construction:	0	0	0	0	0	0
Length: 0.00	MPO: Y											FFOS:	0	0	0	0	0	0
Fund Cat: Taking Care Of System	Fed: 684 State: 171 Local: 0										Payments:	0	0	0	0	0	855	
Sec Cat: Systems Operations	Awd Date: N/A	Anticipated Fed Cat: S.T.P.																
TIP #:	Future Cost: 0	Estimate Total: 855																

* Subject to the approval of the Transportation Improvement Plan by the governing Metropolitan Planning Organization.

Apr-22-2016

Section 4 - 6

District St. Louis

TMA

Dollars in Thousands



2017-2021 Highway and Bridge Construction Schedule

Transportation Planning

P.O. Box 270
Jefferson City, MO 65102

Construction contingency applied to construction cost in the year the project is awarded.

Three percent project growth factor compounded annually is applied to right-of-way and construction costs in program years 2, 3, 4, and 5.

No inflation is applied to the Funding From Other Sources (FFOS) or Payments.

Engineering includes PE costs, CE costs and R/W incidentals.

Construction contingency applied to construction cost in the year the project is awarded. Three percent project growth factor compounded annually is applied to right-of-way and construction costs in program years 2, 3, 4, and 5. No inflation is applied to the Funding From Other Sources (FFOS) or Payments. Engineering includes PE costs, CE costs and R/W incidentals.							STATE FISCAL YEAR PROJECT BUDGETING					
							Prior Prog.	7/2016- 6/2017	7/2017- 6/2018	7/2018- 6/2019	7/2019- 6/2020	7/2020- 6/2021
County: Various	ITS operations, contract staffing and professional services at the Transportation Management Center (TMC) building.					Engineering:	0	0	0	0	0	
Route: Various						R/W:	0	0	0	0	0	
Job No.: 6Q3173D						Construction:	0	0	0	0	0	
Length: 0.00	MPO: Y					FFOS:	0	0	0	0	0	
Fund Cat: Taking Care Of System			Fed: 1,648	State: 412	Local: 0	Payments:	0	0	0	0	2,060	
Sec Cat: Systems Operations	Awd Date: N/A	Anticipated Fed Cat: S.T.P.										
TIP #:	Future Cost: 0	Estimate Total: 2,060										
County: Various	ITS maintenance and operations at various locations.					Engineering:	0	0	0	0	0	
Route: Various						R/W:	0	0	0	0	0	
Job No.: 6Q3173E						Construction:	0	0	0	0	0	
Length: 0.00	MPO: Y					FFOS:	0	0	0	0	0	
Fund Cat: Taking Care Of System			Fed: 857	State: 214	Local: 0	Payments:	0	0	0	0	1,071	
Sec Cat: Systems Operations	Awd Date: N/A	Anticipated Fed Cat: S.T.P.										
TIP #:	Future Cost: 0	Estimate Total: 1,071										
County: Various	ITS system preservation, repairs and upgrades throughout the St. Louis District.					Engineering:	0	0	0	0	0	
Route: Various						R/W:	0	0	0	0	0	
Job No.: 6Q3173F						Construction:	0	0	0	0	0	
Length: 0.00	MPO: Y					FFOS:	0	0	0	0	0	
Fund Cat: Taking Care Of System			Fed: 762	State: 191	Local: 0	Payments:	0	0	0	0	953	
Sec Cat: Systems Operations	Awd Date: N/A	Anticipated Fed Cat: S.T.P.										
TIP #:	Future Cost: 0	Estimate Total: 953										
County: Various	Detection replacement at various routes in the St. Louis District.					Engineering:	0	19	0	0	0	
Route: Various						R/W:	0	0	0	0	0	
Job No.: 6Q3193						Construction:	0	0	0	0	0	
Length: 0.00	MPO: Y					FFOS:	0	0	0	0	0	
Fund Cat: Taking Care Of System			Fed: 215	State: 54	Local: 0	Payments:	0	250	0	0	0	
Sec Cat: Systems Operations	Awd Date: N/A	Anticipated Fed Cat: S.T.P.										
TIP #:	Future Cost: 0	Estimate Total: 269										

* Subject to the approval of the Transportation Improvement Plan by the governing Metropolitan Planning Organization.

Apr-22-2016

Section 4 - 7

District St. Louis

TMA

Dollars in Thousands



2017-2021 Highway and Bridge Construction Schedule

Transportation Planning

P.O. Box 270
Jefferson City, MO 65102

Construction contingency applied to construction cost in the year the project is awarded.
Three percent project growth factor compounded annually is applied to right-of-way and construction costs in program years 2, 3, 4, and 5.
No inflation is applied to the Funding From Other Sources (FFOS) or Payments.
Engineering includes PE costs, CE costs and R/W incidentals.

STATE FISCAL YEAR PROJECT BUDGETING						
	Prior Prog.	7/2016- 6/2017	7/2017- 6/2018	7/2018- 6/2019	7/2019- 6/2020	7/2020- 6/2021
FFOS:	30	0	0	0	0	0
Total R/W:	30	0	0	0	0	0
Total Construction:	0	0	0	0	0	0
Paybacks:	143,732	36,307	30,153	30,260	30,260	30,260
Sub-Total:	143,762	36,307	30,153	30,260	30,260	30,260
Total Engineering:	0	44	0	0	0	0
Grand Total:	143,762	36,351	30,153	30,260	30,260	30,260

	2017	2018	2019	2020	2021
State	25,782	24,559	24,591	24,591	24,591
AC-State	0	0	0	0	0
Local	0	0	0	0	0
Sub-total State	25,782	24,559	24,591	24,591	24,591

Federal					
Sub-total Federal	10,569	5,594	5,669	5,669	5,669
Grand Total	36,351	30,153	30,260	30,260	30,260

Project Count: 34

* Subject to the approval of the Transportation Improvement Plan by the governing Metropolitan Planning Organization.

Apr-22-2016

Section 4 - 1

District St. Louis

TMA

Dollars in Thousands



2017-2021 Highway and Bridge Construction Schedule

Transportation Planning

P.O. Box 270
Jefferson City, MO 65102

Construction contingency applied to construction cost in the year the project is awarded.
Three percent project growth factor compounded annually is applied to right-of-way and construction costs in program years 2, 3, 4, and 5.

No inflation is applied to the Funding From Other Sources (FFOS) or Payments.

Engineering includes PE costs, CE costs and R/W incidentals.

St. Louis

TMA

Total

STATE FISCAL YEAR PROJECT BUDGETING						
	Prior Prog.	7/2016- 6/2017	7/2017- 6/2018	7/2018- 6/2019	7/2019- 6/2020	7/2020- 6/2021
FFOS:	2,668	41,696	21,491	7,497	7,558	7,558
Total R/W:	1,918	4,066	1,079	0	0	0
Total Construction:	0	216,812	223,660	148,445	20,704	24,385
Paybacks:	143,732	36,307	30,153	30,260	30,260	30,260
Sub-Total:	145,650	257,185	254,892	178,705	50,964	54,645
Total Engineering:	10,574	25,905	24,036	5,300	829	978
Grand Total:	156,224	283,090	278,928	184,005	51,793	55,623

	2017	2018	2019	2020	2021
State	49,128	54,000	46,013	27,140	27,403
AC-State	46,645	6,512	0	0	0
Local	25,626	6,420	0	0	0
Sub-total State	121,399	66,932	46,013	27,140	27,403

Federal					
Sub-total Federal	161,691	211,996	137,992	24,653	28,220
Grand Total	283,090	278,928	184,005	51,793	55,623

Project Count: 145

* Subject to the approval of the Transportation Improvement Plan by the governing Metropolitan Planning Organization.

Apr-22-2016

Section 4 - 1

District St. Louis

TMA

Dollars in Thousands

District Program Summary

St. Louis

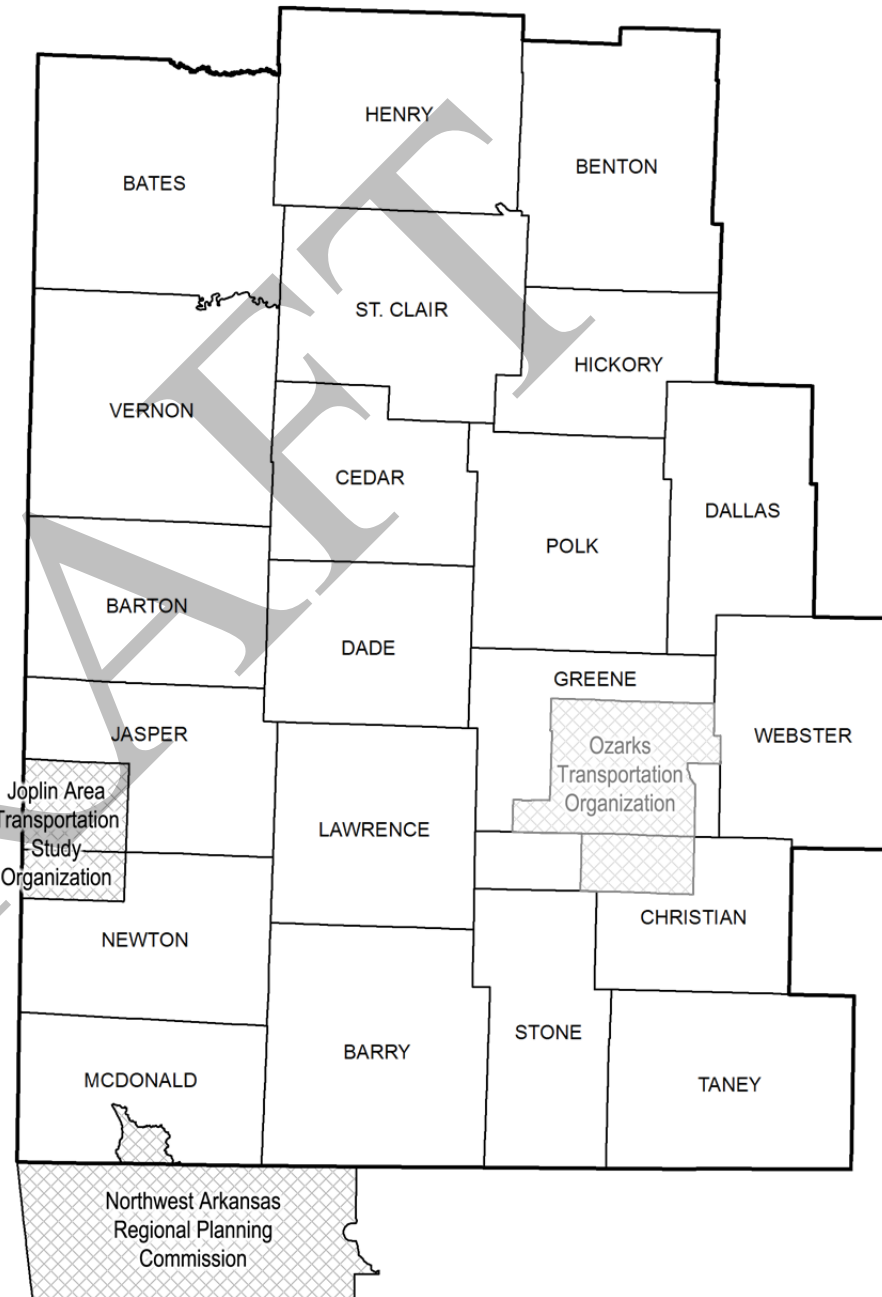
(Dollars in Millions)

Amounts include construction and right of way, excludes engineering.

State Fiscal Year	2017	2018	2019	2020	2021
Statewide Interstate And Major Bridge - Available					
Statewide Interstate And Major Bridge - FFOS	10.665	0.000	0.000	0.000	0.000
Statewide Interstate And Major Bridge - Fund Transfers	78.038	11.319	22.316	0.085	0.000
Statewide Interstate And Major Bridge - Carryover	-158.047	0.000	0.000	0.000	0.000
Award and Completed Project Adjustments	0.000	0.000	0.000	0.000	0.000
Statewide Interstate And Major Bridge - Total Available	-69.344	11.319	22.316	0.085	0.000
Statewide Interstate And Major Bridge - Programmed	74.656	10.952	21.796	0.085	0.000
Safety - Available	7.975	8.778	8.747	8.946	8.878
Safety - FFOS	5.032	5.077	5.105	5.105	5.105
Safety - Fund Transfers	0.000	0.000	0.000	0.000	0.000
Safety - Carryover	20.007	0.000	0.000	0.000	0.000
Award and Completed Project Adjustments	-0.010	0.020	0.080	-0.141	0.000
Safety - Total Available	33.004	13.875	13.932	13.910	13.983
Safety - Programmed	25.807	14.273	15.343	5.578	5.746
Taking Care Of System - Available	55.596	60.960	60.520	61.901	61.428
Taking Care Of System - FFOS	6.281	3.300	2.392	2.453	2.453
Taking Care Of System - Fund Transfers	24.080	0.000	0.000	0.000	0.000
Taking Care Of System - Carryover	82.258	0.000	0.000	0.000	0.000
Award and Completed Project Adjustments	-1.840	4.150	-2.000	5.738	0.000
Taking Care Of System - Total Available	166.375	68.410	60.912	70.092	63.881
Taking Care Of System - Programmed	72.671	133.858	65.559	22.287	26.998
Flexible & Other - Available					
Flexible & Other - FFOS	19.718	13.114	0.000	0.000	0.000
Flexible & Other - Fund Transfers	60.840	79.015	76.393	0.000	0.000
Flexible & Other - Carryover	-106.161	0.000	0.000	0.000	0.000
Award and Completed Project Adjustments	-8.330	3.270	-13.870	-1.617	0.000
Flexible & Other - Total Available	-33.933	95.399	62.523	-1.617	0.000
Flexible & Other - Programmed	84.051	94.424	76.006	23.015	21.900
Statewide Major Projects & Emerging Needs - Available					
Statewide Major Projects & Emerging Needs - FFOS	0.000	0.000	0.000	0.000	0.000
Statewide Major Projects & Emerging Needs - Fund Transfers	0.000	0.000	0.000	0.000	0.000
Statewide Major Projects & Emerging Needs - Carryover	-0.025	0.000	0.000	0.000	0.000
Award and Completed Project Adjustments	0.000	0.000	0.000	0.000	0.000
Statewide Major Projects & Emerging Needs - Total Available	-0.025	0.000	0.000	0.000	0.000
Statewide Major Projects & Emerging Needs - Programmed	0.000	0.000	0.000	0.000	0.000
Statewide Amendment 3 - Available					
Statewide Amendment 3 - FFOS	0.000	0.000	0.000	0.000	0.000
Statewide Amendment 3 - Fund Transfers	0.000	0.000	0.000	0.000	0.000
Statewide Amendment 3 - Carryover	-12.932	0.000	0.000	0.000	0.000
Award and Completed Project Adjustments	0.000	0.000	0.000	0.000	0.000
Statewide Amendment 3 - Total Available	-12.932	0.000	0.000	0.000	0.000
Statewide Amendment 3 - Programmed	0.000	0.000	0.000	0.000	0.000
Total Categorized Funding Available by SFY	83.145	189.003	159.683	82.470	77.864
Total Flexible Funds Available	183.155	63.716	38.546	167.630	155.979
Adjustments	-10.180	7.440	-15.790	3.980	0.000
Carryovers	-174.900				
Total Available by SFY	266.300	252.719	198.229	250.100	233.843
Total Programmed by SFY	257.185	253.507	178.704	50.965	54.644

Note: Three percent inflation compounded annually applied to program years 2018 - 2021

Two percent construction contingency applied to construction.



MoDOT's Southwest District

(Note: The following MoDOT projects are located outside the Springfield Metropolitan Planning area boundary.)

PROJECT DESCRIPTION KEY

2017-2021 Highway and Bridge Construction Schedule

Construction contingency applied to construction cost in the year the project is awarded.

Three percent project growth factor compounded annually is applied to right-of-way and construction in program years 2, 3, 4, and 5.

No inflation is applied to the Funding From Other Sources (FFOS) or Payments.

Engineering includes PE costs, CE costs, and R/W incidentals.

						STATE FISCAL YEAR PROJECT BUDGETING					
						Prior Prog.	7/2016 6/2017	7/2017 6/2018	7/2018 6/2019	7/2019 6/2020	7/2020 6/2021
County:	XX					Engineering:	99	9	0	0	0
Route:	XX					R/W:	0	0	99	0	0
Job No.:						Construction:	0	0	0	999	0
Length:						FFOS:	0	0	0	99	0
Fund Cat:						Payments:	0	99	0	0	0
Sec Cat:											
TIP#											

MPO:

Fed:

State:

Local:

Federal Oversight

Award Date

Anticipated Fed Cat:

Future Cost:

Estimate Total:

Anticipated Federal
Funding Category^

Estimated cost range beyond 2021.

Date project is to be awarded to begin
construction (Season and calendar year for
2016 & 2017. SFY only beyond 2017).

Metropolitan Planning Organization (Y/N).

Project description and location.

County location of project.

Route location of project.

Project number used to track
project costs.

Total length in 1/100 miles.

Primary Funding Category.*

Secondary Funding Category.**

Transportation Improvement Plan

Projects with full oversight by the
Federal Highway Administration.

Total project cost estimate.

Federal, Advanced CN-State,
State and Local share of project
costs.

Dollars programmed
in previous STIPs.

Dollars funded
from other
sources.

Dollars for construction,
utilities and

Dollars for right-of-way
(land acquisition).

Dollars to be paid back for
accelerating the project or
payments to others.

Dollars for engineering that include
preliminary engineering, construction
engineering and right-of-way incidentals.

*Primary Funding Category:

Take Care of System
Statewide Interstate & Major Bridge
Safety
Statewide Safety
Flexible & Other
Amendment 3

**Secondary Funding Category:

Enhancements
Low Type Resurfacing
N - Ada Trans (ADA Transition Plan)
Preventive Maint (Preventive Maintenance)
Regional
Rehab And Reconst (Rehabilitation and Reconstruction)
Routine Maintenance
Safety
Systems Operations
Thin Lift Overlay
Urban Safety

^Anticipated Federal Funding Category:

CMAQ - Congestion Mitigation and Air Quality.

* Usually 80% Federal & 20% State funds.

Earmark - usually 80% Federal & 20% State funds.

NHFP - National Highway Freight Program.

* Usually 80% Federal & 20% State funds.

NHPP - National Highway Performance Program.

* Usually 80% Federal & 20% State funds.

* Sometimes 90% Federal & 10% State funds.

Safety - usually 90% Federal & 10% State funds.

State - No federal funds, state only funded.

STP - Surface Transportation Block Grant Program.

* Usually 80% Federal & 20% State funds.

(All Costs in Thousands)



2017-2021 Highway and Bridge Construction Schedule

Transportation Planning

P.O. Box 270
Jefferson City, MO 65102

Construction contingency applied to construction cost in the year the project is awarded.

Three percent project growth factor compounded annually is applied to right-of-way and construction costs in program years 2, 3, 4, and 5.

No inflation is applied to the Funding From Other Sources (FFOS) or Payments.

Engineering includes PE costs, CE costs and R/W incidentals.

Construction contingency applied to construction cost in the year the project is awarded. Three percent project growth factor compounded annually is applied to right-of-way and construction costs in program years 2, 3, 4, and 5. No inflation is applied to the Funding From Other Sources (FFOS) or Payments. Engineering includes PE costs, CE costs and R/W incidentals.						STATE FISCAL YEAR PROJECT BUDGETING						
						Prior Prog.	7/2016-	7/2017-	7/2018-	7/2019-	7/2020-	
							6/2017	6/2018	6/2019	6/2020	6/2021	
County: Barry	Pavement improvements from south of Rte. 60 to the Arkansas State line.					Engineering:	0	2	53	304	0	0
Route: MO 37						R/W:	0	0	0	0	0	0
Job No.: 7P3120						Construction:	0	0	0	6,080	0	0
Length: 32.51	MPO: N					FFOS:	0	0	0	0	0	0
Fund Cat: Taking Care Of System					Fed: 5,152 State: 1,287 Local: 0	Payments:	0	0	0	0	0	0
Sec Cat: Thin Lift Overlay	Awd Date: 2019	Anticipated Fed Cat: NHPP										
TIP #:	Future Cost: 0				Estimate Total: 6,439							
County: Barry	Bridge improvements on the westbound lanes over Arkansas and Missouri Railway 0.3 mile east of Rte. 37 in Monett. Project involves bridge L0214.					Engineering:	5	2	115	266	0	0
Route: US 60						R/W:	0	0	0	2	0	0
Job No.: 7P2173						Construction:	0	0	0	1,505	0	0
Length: 0.20	MPO: N					FFOS:	0	0	0	0	0	0
Fund Cat: Taking Care Of System					Fed: 1,513 State: 377 Local: 0	Payments:	0	0	0	0	0	0
Sec Cat: Rehab And Reconst	Awd Date: 2019	Anticipated Fed Cat: NHPP										
TIP #:	Future Cost: 0				Estimate Total: 1,895							
County: Barry	Pavement and safety improvements from County Road 2182 to north of Fourth Street in Cassville and from Rte. 112 to Flat Creek Road.					Engineering:	0	178	0	0	0	0
Route: MO 76						R/W:	0	0	0	0	0	0
Job No.: 7S2227B						Construction:	0	2,557	0	0	0	0
Length: 21.30	MPO: N					FFOS:	0	0	0	0	0	0
Fund Cat: Taking Care Of System					AC-State: 2,189 State: 546 Local: 0	Payments:	0	0	0	0	0	0
Sec Cat: Low Type Resurfacing	Awd Date: Fall 16	Anticipated Fed Cat: S.T.P.										
TIP #:	Future Cost: 0				Estimate Total: 2,735							
County: Barry	Pavement and safety improvements on Rte. TT from Rte. 39 to Rte. D in Stone County and on Rte. Z from Rte. 60 to Rte. 39.					Engineering:	0	16	94	0	0	0
Route: RT TT						R/W:	0	0	0	0	0	0
Job No.: 7S3123						Construction:	0	0	1,797	0	0	0
Length: 15.41	MPO: N					FFOS:	0	0	0	0	0	0
Fund Cat: Taking Care Of System					AC-State: 1,527 State: 380 Local: 0	Payments:	0	0	0	0	0	0
Sec Cat: Thin Lift Overlay	Awd Date: Fall 17	Anticipated Fed Cat: S.T.P.										
TIP #:	Future Cost: 0				Estimate Total: 1,907							
County: Barry	Bridge improvements over Little Flat Creek. Project involves bridge N0488.					Engineering:	0	94	214	0	0	0
Route: RT VV						R/W:	0	0	2	0	0	0
Job No.: 7S3149						Construction:	0	0	1,007	0	0	0
Length: 0.02	MPO: N					FFOS:	0	0	0	0	0	0
Fund Cat: Taking Care Of System					Fed: 1,055 State: 262 Local: 0	Payments:	0	0	0	0	0	0
Sec Cat: Rehab And Reconst	Awd Date: 2018	Anticipated Fed Cat: NHPP										
TIP #:	Future Cost: 0				Estimate Total: 1,317							

* Subject to the approval of the Transportation Improvement Plan by the governing Metropolitan Planning Organization.

Apr-22-2016

Section 4 - 1

District Southwest

Dollars in Thousands



2017-2021 Highway and Bridge Construction Schedule

Transportation Planning

P.O. Box 270
Jefferson City, MO 65102

Construction contingency applied to construction cost in the year the project is awarded.

Three percent project growth factor compounded annually is applied to right-of-way and construction costs in program years 2, 3, 4, and 5.

No inflation is applied to the Funding From Other Sources (FFOS) or Payments.

Engineering includes PE costs, CE costs and R/W incidentals.

Construction contingency applied to construction cost in the year the project is awarded. Three percent project growth factor compounded annually is applied to right-of-way and construction costs in program years 2, 3, 4, and 5. No inflation is applied to the Funding From Other Sources (FFOS) or Payments. Engineering includes PE costs, CE costs and R/W incidentals.												STATE FISCAL YEAR PROJECT BUDGETING					
												Prior Prog.	7/2016- 6/2017	7/2017- 6/2018	7/2018- 6/2019	7/2019- 6/2020	7/2020- 6/2021
County: Barry Route: RT W Job No.: 7S3178 Length: 0.58 MPO: N Fund Cat: Taking Care Of System Sec Cat: N- Ada Trans Awd Date: Winter 17 TIP #: Future Cost: 0	ADA Transition Plan improvements on Hurlbut Street from Rte. 86 (Gilman Avenue) to Hill Street in Wheaton. \$16,000 Statewide Transportation Alternatives funds.					Fed: 23 State: 4 Local: 0	Engineering: 0 R/W: 0 Construction: 0 FFOS: 0 Payments: 0	5 2 20 16 0	0 0 0 0 0	0 0 0 0 0	0 0 0 0 0						
County: Barry Route: RT W Job No.: 7S3185 Length: 8.82 MPO: N Fund Cat: Taking Care Of System Sec Cat: Thin Lift Overlay Awd Date: Fall 16 TIP #: Future Cost: 0	Pavement and safety improvements from Rte. 86 to Rte. 37.					AC-State: 973 State: 243 Local: 0	Engineering: 0 R/W: 0 Construction: 0 FFOS: 0 Payments: 0	79 0 1,137 0 0	0 0 0 0 0	0 0 0 0 0	0 0 0 0 0						
County: Barton Route: US 160 Job No.: 7P2228D Length: 0.09 MPO: N Fund Cat: Taking Care Of System Sec Cat: Rehab And Reconst Awd Date: 2018 TIP #: Future Cost: 0	Bridge improvements over BNSF Railway. Project involves bridge K0556.					Fed: 2,890 State: 720 Local: 0	Engineering: 0 R/W: 0 Construction: 0 FFOS: 0 Payments: 0	254 2 0 0 0	329 0 3,025 0 0	0 0 0 0 0	0 0 0 0 0						
County: Barton Route: IS 49 Job No.: 7I3083 Length: 30.73 MPO: N Fund Cat: Taking Care Of System Sec Cat: Rehab And Reconst Awd Date: 2019 TIP #: Future Cost: 0	Pavement improvements from Rte. 160 to I-44.					Fed: 14,085 State: 1,565 Local: 0	Engineering: 2 R/W: 0 Construction: 0 FFOS: 0 Payments: 0	2 0 0 0 0	74 0 0 0 0	948 0 14,626 0 0	0 0 0 0 0						
County: Bates Route: IS 49 Job No.: 0I3003W Length: 44.82 MPO: N Fund Cat: Statewide Interstate And Major Bridge Sec Cat: Preventive Maint Awd Date: Winter 17 TIP #: Future Cost: 0	Job Order Contracting for pavement repair from the Cass County line to Rte. 54 in Vernon County.					Fed: 39 State: 4 Local: 0	Engineering: 0 R/W: 0 Construction: 0 FFOS: 0 Payments: 0	3 0 40 0 0	0 0 0 0 0	0 0 0 0 0	0 0 0 0 0						

* Subject to the approval of the Transportation Improvement Plan by the governing Metropolitan Planning Organization.

Apr-22-2016

Section 4 - 2

District Southwest

Dollars in Thousands



2017-2021 Highway and Bridge Construction Schedule

Transportation Planning

P.O. Box 270
Jefferson City, MO 65102

Construction contingency applied to construction cost in the year the project is awarded.

Three percent project growth factor compounded annually is applied to right-of-way and construction costs in program years 2, 3, 4, and 5.

No inflation is applied to the Funding From Other Sources (FFOS) or Payments.

Engineering includes PE costs, CE costs and R/W incidentals.

Construction contingency applied to construction cost in the year the project is awarded. Three percent project growth factor compounded annually is applied to right-of-way and construction costs in program years 2, 3, 4, and 5. No inflation is applied to the Funding From Other Sources (FFOS) or Payments. Engineering includes PE costs, CE costs and R/W incidentals.												STATE FISCAL YEAR PROJECT BUDGETING						
												Prior Prog.	7/2016- 6/2017	7/2017- 6/2018	7/2018- 6/2019	7/2019- 6/2020	7/2020- 6/2021	
County: Bates	Bridge improvements on the southbound lanes over the Bates County Drainage Ditch.											Engineering:	2	2	108	218	0	0
Route: IS 49	Project involves bridge A1143.											R/W:	0	0	0	0	0	0
Job No.: 713050												Construction:	0	0	0	1,952	0	0
Length: 0.15	MPO: N											FFOS:	0	0	0	0	0	0
Fund Cat: Taking Care Of System	Fed: 2,052 State: 228 Local: 0										Payments:	0	0	0	0	0	0	
Sec Cat: Rehab And Reconst	Awd Date: 2019	Anticipated Fed Cat: NHPP																
TIP #:	Future Cost: 0 Estimate Total: 2,282																	
County: Bates	Bridge improvements over Mormon Fork. Project involves bridge N0789.											Engineering:	0	2	81	0	0	0
Route: RT AA												R/W:	0	0	0	0	0	0
Job No.: 7S3155												Construction:	0	0	481	0	0	0
Length: 0.03	MPO: N											FFOS:	0	0	0	0	0	0
Fund Cat: Taking Care Of System	Fed: 452 State: 112 Local: 0										Payments:	0	0	0	0	0	0	
Sec Cat:	Awd Date: Fall 17	Anticipated Fed Cat: NHPP																
TIP #:	Future Cost: 0 Estimate Total: 564																	
County: Bates	Bridge improvements over Spring Branch. Project involves bridge T0278.											Engineering:	134	377	0	0	0	0
Route: RT B												R/W:	0	0	0	0	0	0
Job No.: 7P2228L												Construction:	0	821	0	0	0	0
Length: 0.07	MPO: N	AC-State: 959 State: 239 Local: 0										FFOS:	0	0	0	0	0	0
Fund Cat: Taking Care Of System	Awd Date: Fall 16	Anticipated Fed Cat: S.T.P.										Payments:	0	0	0	0	0	0
Sec Cat: Rehab And Reconst	Future Cost: 0 Estimate Total: 1,332																	
TIP #:																		
County: Bates	Bridge improvements over Shaw Branch 1.3 miles east of Rte. O. Project involves bridge T0033.											Engineering:	1	44	60	0	0	0
Route: RT B												R/W:	0	2	0	0	0	0
Job No.: 7S0503												Construction:	0	0	507	0	0	0
Length: 0.01	MPO: N	Fed: 491 State: 122 Local: 0										FFOS:	0	0	0	0	0	0
Fund Cat: Taking Care Of System	Awd Date: 2018	Anticipated Fed Cat: NHPP										Payments:	0	0	0	0	0	0
Sec Cat: Rehab And Reconst	Future Cost: 0 Estimate Total: 614																	
TIP #:																		
County: Bates	Bridge improvements over Marais des Cygnes River. Project involves bridge R0115.											Engineering:	0	2	415	0	0	0
Route: RT V												R/W:	0	0	21	0	0	0
Job No.: 7S3145												Construction:	0	0	2,033	0	0	0
Length: 0.07	MPO: N	Fed: 1,977 State: 494 Local: 0										FFOS:	0	0	0	0	0	0
Fund Cat: Taking Care Of System	Awd Date: 2018	Anticipated Fed Cat: NHPP										Payments:	0	0	0	0	0	0
Sec Cat: Rehab And Reconst	Future Cost: 0 Estimate Total: 2,471																	
TIP #:																		

* Subject to the approval of the Transportation Improvement Plan by the governing Metropolitan Planning Organization.

Apr-22-2016

Section 4 - 3

District Southwest

Dollars in Thousands



2017-2021 Highway and Bridge Construction Schedule

Transportation Planning

P.O. Box 270
Jefferson City, MO 65102

Construction contingency applied to construction cost in the year the project is awarded.

Three percent project growth factor compounded annually is applied to right-of-way and construction costs in program years 2, 3, 4, and 5.

No inflation is applied to the Funding From Other Sources (FFOS) or Payments.

Engineering includes PE costs, CE costs and R/W incidentals.

Construction contingency applied to construction cost in the year the project is awarded. Three percent project growth factor compounded annually is applied to right-of-way and construction costs in program years 2, 3, 4, and 5. No inflation is applied to the Funding From Other Sources (FFOS) or Payments. Engineering includes PE costs, CE costs and R/W incidentals.							STATE FISCAL YEAR PROJECT BUDGETING					
							Prior Prog.	7/2016- 6/2017	7/2017- 6/2018	7/2018- 6/2019	7/2019- 6/2020	7/2020- 6/2021
County: Benton Route: MO 7 Job No.: 5P0933 Length: 0.22 MPO: N Fund Cat: Taking Care Of System Sec Cat: Rehab And Reconst TIP #:	Bridge improvements over the Osage River 1.4 miles west of Rte. 65 north junction. Project involves bridge A3017. Fed: 1,126 State: 281 Local: 0 Awd Date: Spring 17 Anticipated Fed Cat: NHPP Future Cost: 0 Estimate Total: 1,496						Engineering:	89	230	0	0	0
							R/W:	0	0	0	0	0
							Construction:	0	1,177	0	0	0
							FFOS:	0	0	0	0	0
							Payments:	0	0	0	0	0
County: Benton Route: MO 83 Job No.: 7P3130 Length: 0.00 MPO: N Fund Cat: Taking Care Of System Sec Cat: Thin Lift Overlay TIP #:	Pavement and safety improvements on Rte. 83 from Rte. 65 to Rte. 54 and on Rte. MM from Rte. 65 to end of route. \$1,247,000 Open Container funds. Fed: 3,538 State: 884 Local: 0 Awd Date: 2019 Anticipated Fed Cat: S.T.P. Future Cost: 0 Estimate Total: 4,422						Engineering:	0	2	32	205	0
							R/W:	0	0	0	0	0
							Construction:	0	0	0	4,183	0
							FFOS:	0	0	0	1,247	0
							Payments:	0	0	0	0	0
County: Benton Route: RT B Job No.: 7S3150 Length: 0.01 MPO: N Fund Cat: Taking Care Of System Sec Cat: Rehab And Reconst TIP #:	Bridge improvements over Indian Creek. Project involves bridge Y0401. Fed: 604 State: 149 Local: 0 Awd Date: 2019 Anticipated Fed Cat: NHPP Future Cost: 0 Estimate Total: 753						Engineering:	0	2	54	43	0
							R/W:	0	0	2	0	0
							Construction:	0	0	0	652	0
							FFOS:	0	0	0	0	0
							Payments:	0	0	0	0	0
County: Cedar Route: MO 32 Job No.: 7P3097 Length: 0.13 MPO: N Fund Cat: Safety Sec Cat: Safety TIP #:	Safety improvements at Rte. CC. Fed: 58 State: 7 Local: 0 Awd Date: Fall 16 Anticipated Fed Cat: Safety Future Cost: 0 Estimate Total: 67						Engineering:	2	8	0	0	0
							R/W:	0	0	0	0	0
							Construction:	0	57	0	0	0
							FFOS:	0	0	0	0	0
							Payments:	0	0	0	0	0
County: Cedar Route: RT U Job No.: 7S3153 Length: 0.07 MPO: N Fund Cat: Taking Care Of System Sec Cat: Rehab And Reconst TIP #:	Bridge improvements over Alder Creek. Project involves bridge N0349. Fed: 664 State: 165 Local: 0 Awd Date: 2018 Anticipated Fed Cat: NHPP Future Cost: 0 Estimate Total: 829						Engineering:	0	60	80	0	0
							R/W:	0	2	0	0	0
							Construction:	0	0	687	0	0
							FFOS:	0	0	0	0	0
							Payments:	0	0	0	0	0

* Subject to the approval of the Transportation Improvement Plan by the governing Metropolitan Planning Organization.

Apr-22-2016

Section 4 - 4

District Southwest

Dollars in Thousands



2017-2021 Highway and Bridge Construction Schedule

Transportation Planning

P.O. Box 270
Jefferson City, MO 65102

Construction contingency applied to construction cost in the year the project is awarded.

Three percent project growth factor compounded annually is applied to right-of-way and construction costs in program years 2, 3, 4, and 5.

No inflation is applied to the Funding From Other Sources (FFOS) or Payments.

Engineering includes PE costs, CE costs and R/W incidentals.

Construction contingency applied to construction cost in the year the project is awarded. Three percent project growth factor compounded annually is applied to right-of-way and construction costs in program years 2, 3, 4, and 5. No inflation is applied to the Funding From Other Sources (FFOS) or Payments. Engineering includes PE costs, CE costs and R/W incidentals.												STATE FISCAL YEAR PROJECT BUDGETING					
												Prior Prog.	7/2016- 6/2017	7/2017- 6/2018	7/2018- 6/2019	7/2019- 6/2020	7/2020- 6/2021
County: Christian Route: MO 125 Job No.: 8S0816 Length: 0.09 MPO: N Fund Cat: Taking Care Of System Sec Cat: Rehab And Reconst Awd Date: Fall 17 Anticipated Fed Cat: TIP #: Future Cost: 0 Estimate Total: 1,873	Bridge improvements over Swan Creek south of Garrison. Project involves bridge A0739.					Engineering: 20	133	299	0	0	0						
						R/W: 0	0	0	0	0	0						
						Construction: 0	0	1,421	0	0	0						
						FFOS: 0	0	0	0	0	0						
						Payments: 0	0	0	0	0	0						
County: Christian Route: MO 14 Job No.: 7P2193G Length: 0.59 MPO: N Fund Cat: Taking Care Of System Sec Cat: N- Ada Trans Awd Date: Winter 17 Anticipated Fed Cat: TIP #: Future Cost: 0 Estimate Total: 156	ADA Transition Plan improvements from east of Vanilla Bean Road to east of Rte. PP in Sparta. \$84,000 Statewide Transportation Alternatives funds.					Engineering: 5	46	0	0	0	0						
						R/W: 0	1	0	0	0	0						
						Construction: 0	104	0	0	0	0						
						FFOS: 0	84	0	0	0	0						
						Payments: 0	0	0	0	0	0						
County: Christian Route: MO 14 Job No.: 7P3089 Length: 2.72 MPO: N Fund Cat: Taking Care Of System Sec Cat: Thin Lift Overlay Awd Date: Fall 16 Anticipated Fed Cat: TIP #: Future Cost: 0 Estimate Total: 563	Pavement and safety improvements from Rte. OO to Rte. 125 south junction.					Engineering: 2	70	0	0	0	0						
						R/W: 0	0	0	0	0	0						
						Construction: 0	491	0	0	0	0						
						FFOS: 0	0	0	0	0	0						
						Payments: 0	0	0	0	0	0						
County: Christian Route: US 160 Job No.: 7S3133 Length: 29.38 MPO: N Fund Cat: Taking Care Of System Sec Cat: Thin Lift Overlay Awd Date: 2019 Anticipated Fed Cat: TIP #: Future Cost: 0 Estimate Total: 9,728	Pavement improvements from 0.4 mile north of Finley Creek to Reeds Spring Junction and on Rte. 13 from Reeds Spring Junction to Table Rock Lake.					Engineering: 0	2	83	458	0	0						
						R/W: 0	0	0	0	0	0						
						Construction: 0	0	0	9,185	0	0						
						FFOS: 0	0	0	0	0	0						
						Payments: 0	0	0	0	0	0						
County: Christian Route: RT K Job No.: 7S3122 Length: 0.00 MPO: N Fund Cat: Taking Care Of System Sec Cat: Thin Lift Overlay Awd Date: Fall 17 Anticipated Fed Cat: TIP #: Future Cost: 0 Estimate Total: 990	Pavement and safety improvements from Rte. 14 to Rte. A in Stone County.					Engineering: 0	6	49	0	0	0						
						R/W: 0	0	0	0	0	0						
						Construction: 0	0	935	0	0	0						
						FFOS: 0	0	0	0	0	0						
						Payments: 0	0	0	0	0	0						

* Subject to the approval of the Transportation Improvement Plan by the governing Metropolitan Planning Organization.

Apr-22-2016

Section 4 - 5

District Southwest

Dollars in Thousands



2017-2021 Highway and Bridge Construction Schedule

Transportation Planning

P.O. Box 270
Jefferson City, MO 65102

Construction contingency applied to construction cost in the year the project is awarded.

Three percent project growth factor compounded annually is applied to right-of-way and construction costs in program years 2, 3, 4, and 5.

No inflation is applied to the Funding From Other Sources (FFOS) or Payments.

Engineering includes PE costs, CE costs and R/W incidentals.

Construction contingency applied to construction cost in the year the project is awarded. Three percent project growth factor compounded annually is applied to right-of-way and construction costs in program years 2, 3, 4, and 5. No inflation is applied to the Funding From Other Sources (FFOS) or Payments. Engineering includes PE costs, CE costs and R/W incidentals.												STATE FISCAL YEAR PROJECT BUDGETING					
												Prior Prog.	7/2016- 6/2017	7/2017- 6/2018	7/2018- 6/2019	7/2019- 6/2020	7/2020- 6/2021
County: Christian	Pavement improvements from Rte. 125 to Rte. UU. \$559,000 Federal Lands Access					Engineering:	26	3	56	0	0	0					
Route: RT T	Program funds.					R/W:	0	0	0	0	0	0					
Job No.: 8S2237						Construction:	0	0	666	0	0	0					
Length: 10.13	MPO: N	Fed: 675			State: 50	Local: 0	FFOS:	0	0	518	0	0					
Fund Cat: Taking Care Of System						Payments:	0	0	0	0	0	0					
Sec Cat: Thin Lift Overlay	Awd Date: 2018	Anticipated Fed Cat: Earmark															
TIP #:	Future Cost: 0		Estimate Total: 751														
County: Dade	Bridge improvements over Stockton Lake. Project involves bridge A2931.					Engineering:	0	76	93	0	0	0					
Route: US 160						R/W:	0	0	0	0	0	0					
Job No.: 7P2228C						Construction:	0	0	1,166	0	0	0					
Length: 0.10	MPO: N	Fed: 1,069			State: 266	Local: 0	FFOS:	0	0	0	0	0					
Fund Cat: Taking Care Of System						Payments:	0	0	0	0	0	0					
Sec Cat: Rehab And Reconst	Awd Date: 2018	Anticipated Fed Cat: NHPP															
TIP #:	Future Cost: 0		Estimate Total: 1,335														
County: Dade	Bridge improvements over Kitts Coon Creek. Project involves bridge R0124.					Engineering:	0	24	52	0	0	0					
Route: RT NN						R/W:	0	0	0	0	0	0					
Job No.: 7S3154						Construction:	0	0	441	0	0	0					
Length: 0.04	MPO: N	Fed: 414			State: 103	Local: 0	FFOS:	0	0	0	0	0					
Fund Cat: Taking Care Of System						Payments:	0	0	0	0	0	0					
Sec Cat: Rehab And Reconst	Awd Date: Fall 17	Anticipated Fed Cat: NHPP															
TIP #:	Future Cost: 0		Estimate Total: 517														
County: Dallas	Pavement and safety improvements from Rte. 65 to 0.6 mile west of Rte. H.					Engineering:	2	42	0	0	0	0					
Route: MO 32						R/W:	0	0	0	0	0	0					
Job No.: 7P3091						Construction:	0	467	0	0	0	0					
Length: 2.85	MPO: N	Fed: 408			State: 101	Local: 0	FFOS:	0	0	0	0	0					
Fund Cat: Taking Care Of System						Payments:	0	0	0	0	0	0					
Sec Cat: Thin Lift Overlay	Awd Date: Summer 16	Anticipated Fed Cat: S.T.P.															
TIP #:	Future Cost: 0		Estimate Total: 511														
County: Greene	ADA Transition Plan improvements from 0.1 mile north of Jean Street to Monroe Street					Engineering:	0	63	63	0	0	0					
Route: MO 123	in Walnut Grove. \$227,000 Statewide Transportation Alternatives funds.					R/W:	0	20	0	0	0	0					
Job No.: 7S3134						Construction:	0	0	293	0	0	0					
Length: 0.49	MPO: N	Fed: 352			State: 87	Local: 0	FFOS:	0	0	227	0	0					
Fund Cat: Taking Care Of System						Payments:	0	0	0	0	0	0					
Sec Cat: N- Ada Trans	Awd Date: 2018	Anticipated Fed Cat: S.T.P.															
TIP #:	Future Cost: 0		Estimate Total: 439														

* Subject to the approval of the Transportation Improvement Plan by the governing Metropolitan Planning Organization.

Apr-22-2016

Section 4 - 6

District Southwest

Dollars in Thousands



2017-2021 Highway and Bridge Construction Schedule

Transportation Planning

P.O. Box 270
Jefferson City, MO 65102

Construction contingency applied to construction cost in the year the project is awarded.

Three percent project growth factor compounded annually is applied to right-of-way and construction costs in program years 2, 3, 4, and 5.

No inflation is applied to the Funding From Other Sources (FFOS) or Payments.

Engineering includes PE costs, CE costs and R/W incidentals.

Construction contingency applied to construction cost in the year the project is awarded. Three percent project growth factor compounded annually is applied to right-of-way and construction costs in program years 2, 3, 4, and 5. No inflation is applied to the Funding From Other Sources (FFOS) or Payments. Engineering includes PE costs, CE costs and R/W incidentals.							STATE FISCAL YEAR PROJECT BUDGETING					
							Prior Prog.	7/2016- 6/2017	7/2017- 6/2018	7/2018- 6/2019	7/2019- 6/2020	7/2020- 6/2021
County: Greene Route: US 65 Job No.: 7P2212D Length: 5.19 MPO: N Fund Cat: Taking Care Of System Sec Cat: Thin Lift Overlay Awd Date: 2019 Anticipated Fed Cat: NHPP TIP #: Future Cost: 0 Estimate Total: 2,876	Pavement improvements from Pomme de Terre River to Rte. KK.						Engineering: 3 R/W: 0 Construction: 0 FFOS: 0 Payments: 0	1 0 0 0 0	1 0 0 0 0	188 0 2,683 0 0	0 0 0 0 0	0 0 0 0 0
County: Greene Route: RT F Job No.: 7S3137 Length: 0.53 MPO: N Fund Cat: Taking Care Of System Sec Cat: N- Ada Trans Awd Date: 2019 Anticipated Fed Cat: S.T.P. TIP #: Future Cost: 0 Estimate Total: 648	ADA Transition Plan improvements from Rte. 160 to Murray Street in Ash Grove. \$345,000 Statewide Transportation Alternatives funds.						Engineering: 0 R/W: 0 Construction: 0 FFOS: 0 Payments: 0	2 0 0 0 0	94 2 0 0 0	95 0 455 345 0	0 0 0 0 0	0 0 0 0 0
County: Greene Route: RT TT Job No.: 7S3168 Length: 0.02 MPO: N Fund Cat: Taking Care Of System Sec Cat: Rehab And Reconst Awd Date: 2019 Anticipated Fed Cat: NHPP TIP #: Future Cost: 0 Estimate Total: 1,051	Bridge improvements over Pickerel River. Project involves bridge N0128.						Engineering: 0 R/W: 0 Construction: 0 FFOS: 0 Payments: 0	2 0 0 0 0	71 0 0 0 0	100 2 876 0 0	0 0 0 0 0	0 0 0 0 0
County: Greene Route: RT Z Job No.: 7S3141 Length: 15.40 MPO: N Fund Cat: Taking Care Of System Sec Cat: Thin Lift Overlay Awd Date: 2019 Anticipated Fed Cat: S.T.P. TIP #: Future Cost: 0 Estimate Total: 1,921	Pavement and safety improvements on Rte. Z from the beginning of route to Farm Road 60 and on Rte. F from Rte. 160 to Rte. 266.						Engineering: 0 R/W: 0 Construction: 0 FFOS: 0 Payments: 0	2 0 0 0 0	12 0 0 0 0	90 0 1,817 0 0	0 0 0 0 0	0 0 0 0 0
County: Henry Route: MO 18 Job No.: 7P2193J Length: 0.70 MPO: N Fund Cat: Taking Care Of System Sec Cat: N- Ada Trans Awd Date: Winter 17 Anticipated Fed Cat: S.T.P. TIP #: Future Cost: 0 Estimate Total: 537	ADA Transition Plan improvements on disconnected sections from Montgomery Street to Bus. 13 (2nd Street) in Clinton. \$270,000 Statewide Transportation Alternatives funds.						Engineering: 12 R/W: 0 Construction: 0 FFOS: 0 Payments: 0	183 13 329 270 0	0 0 0 0 0	0 0 0 0 0	0 0 0 0 0	0 0 0 0 0

* Subject to the approval of the Transportation Improvement Plan by the governing Metropolitan Planning Organization.

Apr-22-2016

Section 4 - 7

District Southwest

Dollars in Thousands



2017-2021 Highway and Bridge Construction Schedule

Transportation Planning

P.O. Box 270
Jefferson City, MO 65102

Construction contingency applied to construction cost in the year the project is awarded.

Three percent project growth factor compounded annually is applied to right-of-way and construction costs in program years 2, 3, 4, and 5.

No inflation is applied to the Funding From Other Sources (FFOS) or Payments.

Engineering includes PE costs, CE costs and R/W incidentals.

Construction contingency applied to construction cost in the year the project is awarded. Three percent project growth factor compounded annually is applied to right-of-way and construction costs in program years 2, 3, 4, and 5. No inflation is applied to the Funding From Other Sources (FFOS) or Payments. Engineering includes PE costs, CE costs and R/W incidentals.												STATE FISCAL YEAR PROJECT BUDGETING						
												Prior Prog.	7/2016- 6/2017	7/2017- 6/2018	7/2018- 6/2019	7/2019- 6/2020	7/2020- 6/2021	
County: Henry	Pavement improvements on disconnected sections from Montgomery Street to 0.1 mile west of Bus. 13 (2nd Street) in Clinton.											Engineering:	2	11	0	0	0	0
Route: MO 18												R/W:	0	0	0	0	0	0
Job No.: 7S3096												Construction:	0	125	0	0	0	0
Length: 0.70	MPO: N											FFOS:	0	0	0	0	0	
Fund Cat: Taking Care Of System	Fed: 109 State: 27 Local: 0										Payments:	0	0	0	0	0		
Sec Cat: Thin Lift Overlay	Awd Date: Summer 16	Anticipated Fed Cat: S.T.P.																
TIP #:	Future Cost: 0 Estimate Total: 138																	
County: Henry	Preventive maintenance on bridges in Henry, Polk and St. Clair counties. Project involves bridges A3697, A3812, A3913, P0921, and N0646.											Engineering:	0	134	0	0	0	0
Route: MO 52												R/W:	0	0	0	0	0	0
Job No.: 7P2229D												Construction:	0	808	0	0	0	0
Length: 0.26	MPO: N											FFOS:	0	0	0	0	0	
Fund Cat: Taking Care Of System	Fed: 753 State: 189 Local: 0										Payments:	0	0	0	0	0		
Sec Cat: Preventive Maint	Awd Date: Winter 17	Anticipated Fed Cat: NHPP																
TIP #:	Future Cost: 0 Estimate Total: 942																	
County: Henry	Pavement and safety improvements from Rte. 7 in Clinton to Rte. B east of Windsor.											Engineering:	0	237	0	0	0	0
Route: MO 52												R/W:	0	0	0	0	0	0
Job No.: 7P3114												Construction:	0	3,346	0	0	0	0
Length: 18.54	MPO: N											FFOS:	0	0	0	0	0	
Fund Cat: Taking Care Of System	AC-State: 2,866 State: 717 Local: 0										Payments:	0	0	0	0	0		
Sec Cat: Thin Lift Overlay	Awd Date: Fall 16	Anticipated Fed Cat: S.T.P.																
TIP #:	Future Cost: 0 Estimate Total: 3,583																	
County: Henry	ADA Transition Plan improvements from Church Street to East Street in Calhoun and from Indiana Street to Center Street in Windsor. \$81,000 Statewide Transportation Alternatives funds.											Engineering:	0	123	0	0	0	0
Route: MO 52												R/W:	0	15	0	0	0	0
Job No.: 7P3115												Construction:	0	257	0	0	0	0
Length: 0.78	MPO: N											FFOS:	0	81	0	0	0	
Fund Cat: Taking Care Of System	Fed: 316 State: 79 Local: 0										Payments:	0	0	0	0	0		
Sec Cat: N- Ada Trans	Awd Date: Winter 17	Anticipated Fed Cat: S.T.P.																
TIP #:	Future Cost: 0 Estimate Total: 395																	
County: Henry	Bridge improvements over Tebo Creek. Project involves bridge N0522.											Engineering:	0	3	168	0	0	0
Route: RT V												R/W:	0	2	0	0	0	0
Job No.: 7S3135												Construction:	0	0	840	0	0	0
Length: 0.03	MPO: N											FFOS:	0	0	0	0	0	
Fund Cat: Taking Care Of System	Fed: 812 State: 201 Local: 0										Payments:	0	0	0	0	0		
Sec Cat: Rehab And Reconst	Awd Date: 2018	Anticipated Fed Cat: NHPP																
TIP #:	Future Cost: 0 Estimate Total: 1,013																	

* Subject to the approval of the Transportation Improvement Plan by the governing Metropolitan Planning Organization.

Apr-22-2016

Section 4 - 8

District Southwest

Dollars in Thousands



2017-2021 Highway and Bridge Construction Schedule

Transportation Planning

P.O. Box 270
Jefferson City, MO 65102

Construction contingency applied to construction cost in the year the project is awarded.

Three percent project growth factor compounded annually is applied to right-of-way and construction costs in program years 2, 3, 4, and 5.

No inflation is applied to the Funding From Other Sources (FFOS) or Payments.

Engineering includes PE costs, CE costs and R/W incidentals.

Construction contingency applied to construction cost in the year the project is awarded. Three percent project growth factor compounded annually is applied to right-of-way and construction costs in program years 2, 3, 4, and 5. No inflation is applied to the Funding From Other Sources (FFOS) or Payments. Engineering includes PE costs, CE costs and R/W incidentals.							STATE FISCAL YEAR PROJECT BUDGETING					
							Prior Prog.	7/2016- 6/2017	7/2017- 6/2018	7/2018- 6/2019	7/2019- 6/2020	7/2020- 6/2021
County: Hickory Route: US 54 Job No.: 7S2211 Length: 8.05 MPO: N Fund Cat: Taking Care Of System AC-State: 1,115 State: 279 Local: 0 Sec Cat: Low Type Resurfacing Awd Date: Fall 16 Anticipated Fed Cat: NHPP TIP #: Future Cost: 0 Estimate Total: 1,520	Engineering: 126 R/W: 0 Construction: 0 FFOS: 0 Payments: 0						101 0 1,293 0 0	0 0 0 0 0	0 0 0 0 0	0 0 0 0 0	0 0 0 0 0	
County: Jasper Route: MO 171 Job No.: 7P2228E Length: 0.15 MPO: Y Fund Cat: Taking Care Of System Fed: 2,898 State: 725 Local: 0 Sec Cat: Rehab And Reconst Awd Date: Fall 16 Anticipated Fed Cat: NHPP TIP #: Future Cost: 0 Estimate Total: 3,638	Engineering: 15 R/W: 0 Construction: 0 FFOS: 0 Payments: 0						714 0 2,909 0 0	0 0 0 0 0	0 0 0 0 0	0 0 0 0 0	0 0 0 0 0	
County: Jasper Route: MO 171 Job No.: 7S2230 Length: 0.81 MPO: Y Fund Cat: Safety Fed: 121 State: 13 Local: 0 Sec Cat: Safety Awd Date: 2020 Anticipated Fed Cat: Safety TIP #: 09HS-12 Future Cost: 0 Estimate Total: 165	Engineering: 31 R/W: 0 Construction: 0 FFOS: 0 Payments: 0						1 0 0 0 0	1 0 0 0 0	1 0 0 0 0	27 0 104 95 0	0 0 0 0 0	
County: Jasper Route: MO 249 Job No.: 7P3078 Length: 2.31 MPO: Y Fund Cat: Taking Care Of System Fed: 1,298 State: 325 Local: 0 Sec Cat: Systems Operations Awd Date: Fall 16 Anticipated Fed Cat: NHPP TIP #: Future Cost: 0 Estimate Total: 1,623	Engineering: 0 R/W: 0 Construction: 0 FFOS: 0 Payments: 0						65 0 1,558 0 0	0 0 0 0 0	0 0 0 0 0	0 0 0 0 0	0 0 0 0 0	
County: Jasper Route: MO 249 Job No.: 7P3139 Length: 5.16 MPO: Y Fund Cat: Taking Care Of System Fed: 1,259 State: 314 Local: 0 Sec Cat: Thin Lift Overlay Awd Date: 2019 Anticipated Fed Cat: NHPP TIP #: Future Cost: 0 Estimate Total: 1,573	Engineering: 0 R/W: 0 Construction: 0 FFOS: 0 Payments: 0						2 0 0 0 0	10 0 0 0 0	76 0 1,485 0 0	0 0 0 0 0	0 0 0 0 0	

* Subject to the approval of the Transportation Improvement Plan by the governing Metropolitan Planning Organization.

Apr-22-2016

Section 4 - 9

District Southwest

Dollars in Thousands



2017-2021 Highway and Bridge Construction Schedule

Transportation Planning

P.O. Box 270
Jefferson City, MO 65102

Construction contingency applied to construction cost in the year the project is awarded.

Three percent project growth factor compounded annually is applied to right-of-way and construction costs in program years 2, 3, 4, and 5.

No inflation is applied to the Funding From Other Sources (FFOS) or Payments.

Engineering includes PE costs, CE costs and R/W incidentals.

Construction contingency applied to construction cost in the year the project is awarded. Three percent project growth factor compounded annually is applied to right-of-way and construction costs in program years 2, 3, 4, and 5. No inflation is applied to the Funding From Other Sources (FFOS) or Payments. Engineering includes PE costs, CE costs and R/W incidentals.											STATE FISCAL YEAR PROJECT BUDGETING					
											Prior Prog.	7/2016- 6/2017	7/2017- 6/2018	7/2018- 6/2019	7/2019- 6/2020	7/2020- 6/2021
County: Jasper Route: MO 37 Job No.: 7P2193I Length: 0.51 MPO: N Fund Cat: Taking Care Of System Sec Cat: N- Ada Trans Awd Date: Winter 17 TIP #: Future Cost: 0	ADA Transition Plan improvements from North 17th Street to Clarence Street in Sarcocie. \$206,000 Statewide Transportation Alternatives funds.					Fed: 298 State: 74 Local: 0	Engineering: 6 R/W: 0 Construction: 0 FFOS: 0 Payments: 0	114 2 256 206 0	0 0 0 0 0	0 0 0 0 0	0 0 0 0 0					
County: Jasper Route: MO 37 Job No.: 7P3093 Length: 11.84 MPO: N Fund Cat: Taking Care Of System Sec Cat: Thin Lift Overlay Awd Date: Fall 16 TIP #: Future Cost: 0	Pavement and safety improvements from Rte. 96 to south of Joplin Avenue in Sarcocie. \$421,000 Open Container Funds.					Fed: 1,404 State: 351 Local: 0	Engineering: 20 R/W: 0 Construction: 0 FFOS: 0 Payments: 0	217 0 1,538 421 0	0 0 0 0 0	0 0 0 0 0	0 0 0 0 0					
County: Jasper Route: MO 37 Job No.: 7P3157 Length: 0.07 MPO: N Fund Cat: Taking Care Of System Sec Cat: Rehab And Reconst Awd Date: 2019 TIP #: Future Cost: 0	Bridge improvements over Center Creek. Project involves bridge L0580.					Fed: 1,917 State: 478 Local: 0	Engineering: 0 R/W: 0 Construction: 0 FFOS: 0 Payments: 0	2 0 0 0 0	187 0 0 0 0	136 0 2,070 0 0	0 0 0 0 0					
County: Jasper Route: MO 43 Job No.: 7S2227D Length: 1.27 MPO: Y Fund Cat: Taking Care Of System Sec Cat: Low Type Resurfacing Awd Date: Fall 17 TIP #: Future Cost: 0	Pavement improvements on Hearnese Boulevard from north of Rte. FF (32nd. Street) to I-44.					Fed: 321 State: 80 Local: 0	Engineering: 0 R/W: 0 Construction: 0 FFOS: 0 Payments: 0	2 0 0 0 0	21 0 378 0 0	0 0 0 0 0	0 0 0 0 0					
County: Jasper Route: IS 44 Job No.: 7I3073 Length: 27.72 MPO: N Fund Cat: Statewide Interstate And Major Bridge Sec Cat: Preventive Maint Awd Date: Fall 17 TIP #: Future Cost: 0	Pavement improvements on various sections from 1.25 miles east of Rte. 37 to 0.5 mile east of the Jasper County line and from 1 mile west of Rte. 97 to 1.15 miles east of Rtes. Z and O near Halltown.					AC-State: 12,464 State: 1,386 Local: 0	Engineering: 20 R/W: 0 Construction: 0 FFOS: 0 Payments: 0	85 0 0 0 0	888 0 12,877 0 0	0 0 0 0 0	0 0 0 0 0					
							NHPP	Federal Oversight								

* Subject to the approval of the Transportation Improvement Plan by the governing Metropolitan Planning Organization.

Apr-22-2016

Section 4 - 10

District Southwest

Dollars in Thousands



2017-2021 Highway and Bridge Construction Schedule

Transportation Planning

P.O. Box 270
Jefferson City, MO 65102

Construction contingency applied to construction cost in the year the project is awarded.

Three percent project growth factor compounded annually is applied to right-of-way and construction costs in program years 2, 3, 4, and 5.

No inflation is applied to the Funding From Other Sources (FFOS) or Payments.

Engineering includes PE costs, CE costs and R/W incidentals.

						STATE FISCAL YEAR PROJECT BUDGETING					
						Prior Prog.	7/2016- 6/2017	7/2017- 6/2018	7/2018- 6/2019	7/2019- 6/2020	7/2020- 6/2021
County:	Jasper	Bridge improvements over the BNSF Railroad and Spring River. Project involves bridges				Engineering:	100	200	418	0	0
Route:	IS 49	A3556 and A3557.				R/W:	0	0	0	0	0
Job No.:	7P3000					Construction:	0	0	3,677	0	0
Length:	0.29	MPO:	N			FFOS:	0	0	0	0	0
Fund Cat:	Statewide Interstate And Major Bridge			Fed:	3,865	State:	430	Local:	0		
Sec Cat:	Rehab And Reconst	Awd Date:	2018	Anticipated Fed Cat:	NHPP	Federal Oversight	0	0	0	0	0
TIP #:		Future Cost:	0	Estimate Total:	4,395	Payments:	0	0	0	0	0
County:	Jasper	Pavement improvements on Madison Avenue/Range Line Road from 10th Street in Webb				Engineering:	0	21	124	0	0
Route:	LP 49	City to 46th Street in Leawood.				R/W:	0	0	0	0	0
Job No.:	7S3116					Construction:	0	0	2,393	0	0
Length:	6.70	MPO:	Y			FFOS:	0	0	0	0	0
Fund Cat:	Taking Care Of System			Fed:	2,031	State:	507	Local:	0		
Sec Cat:	Thin Lift Overlay	Awd Date:	Fall 17	Anticipated Fed Cat:	NHPP	Payments:	0	0	0	0	0
TIP #:		Future Cost:	0	Estimate Total:	2,538						
County:	Jasper	ADA Transition Plan improvements at various locations from 10th Street in Webb City to				Engineering:	0	3	8	0	0
Route:	LP 49	46th Street in Leawood. \$47,000 Statewide Transportation Alternatives funds.				R/W:	0	2	0	0	0
Job No.:	7S3164					Construction:	0	0	61	0	0
Length:	6.70	MPO:	Y			FFOS:	0	0	47	0	0
Fund Cat:	Taking Care Of System			Fed:	61	State:	13	Local:	0		
Sec Cat:	N- Ada Trans	Awd Date:	2018	Anticipated Fed Cat:	S.T.P.	Payments:	0	0	0	0	0
TIP #:		Future Cost:	0	Estimate Total:	74						
County:	Jasper	Pavement and safety improvements on Rte. 59 from I-44 to Rte. 60, on Rte. V from I-49 to				Engineering:	0	38	226	0	0
Route:	MO 59	Rte. 59, and on Rte. J from Rte. 59 to Rte. 37. \$698,000 Open Container funds.				R/W:	0	0	0	0	0
Job No.:	7P3127					Construction:	0	0	4,498	0	0
Length:	31.88	MPO:	N			FFOS:	0	0	698	0	0
Fund Cat:	Taking Care Of System			Fed:	3,809	State:	953	Local:	0		
Sec Cat:	Thin Lift Overlay	Awd Date:	Fall 17	Anticipated Fed Cat:	S.T.P.	Payments:	0	0	0	0	0
TIP #:		Future Cost:	0	Estimate Total:	4,762						
County:	Jasper	Pavement improvements from Loop 49 (Range Line Road) to Rte. 249.				Engineering:	0	4	32	0	0
Route:	MO 66					R/W:	0	0	0	0	0
Job No.:	7S3118					Construction:	0	0	595	0	0
Length:	2.72	MPO:	Y			FFOS:	0	0	0	0	0
Fund Cat:	Taking Care Of System			Fed:	505	State:	126	Local:	0		
Sec Cat:	Thin Lift Overlay	Awd Date:	Fall 17	Anticipated Fed Cat:	NHPP	Payments:	0	0	0	0	0
TIP #:		Future Cost:	0	Estimate Total:	631						

* Subject to the approval of the Transportation Improvement Plan by the governing Metropolitan Planning Organization.

Apr-22-2016

Section 4 - 11

District Southwest

Dollars in Thousands



2017-2021 Highway and Bridge Construction Schedule

Transportation Planning

P.O. Box 270
Jefferson City, MO 65102

Construction contingency applied to construction cost in the year the project is awarded.

Three percent project growth factor compounded annually is applied to right-of-way and construction costs in program years 2, 3, 4, and 5.

No inflation is applied to the Funding From Other Sources (FFOS) or Payments.

Engineering includes PE costs, CE costs and R/W incidentals.

Construction contingency applied to construction cost in the year the project is awarded. Three percent project growth factor compounded annually is applied to right-of-way and construction costs in program years 2, 3, 4, and 5. No inflation is applied to the Funding From Other Sources (FFOS) or Payments. Engineering includes PE costs, CE costs and R/W incidentals.										STATE FISCAL YEAR PROJECT BUDGETING					
										Prior Prog.	7/2016- 6/2017	7/2017- 6/2018	7/2018- 6/2019	7/2019- 6/2020	7/2020- 6/2021
County: Jasper Route: MO 66 Job No.: 7S3129 Length: 3.96 MPO: Y Fund Cat: Taking Care Of System Sec Cat: Thin Lift Overlay TIP #:	Pavement improvements from 0.3 mile west of Rte. P to Rte. P and on the westbound lanes from the Kansas State line to Rte. P. Fed: 644 State: 161 Local: 0 Awd Date: Fall 17 Anticipated Fed Cat: S.T.P. Future Cost: 0 Estimate Total: 805					Engineering:	0	5	40	0	0	0			
						R/W:	0	0	0	0	0	0			
						Construction:	0	0	760	0	0	0			
						FFOS:	0	0	0	0	0	0			
						Payments:	0	0	0	0	0	0			
County: Jasper Route: MO 66 Job No.: 7S3136 Length: 0.04 MPO: Y Fund Cat: Taking Care Of System Sec Cat: N- Ada Trans TIP #:	ADA Transition Plan improvements at Rte. P (Schifferdecker Avenue) in Joplin. Fed: 75 State: 18 Local: 0 Awd Date: 2018 Anticipated Fed Cat: S.T.P. Future Cost: 0 Estimate Total: 93					Engineering:	0	13	15	0	0	0			
						R/W:	0	2	0	0	0	0			
						Construction:	0	0	63	0	0	0			
						FFOS:	0	0	0	0	0	0			
						Payments:	0	0	0	0	0	0			
County: Jasper Route: MO 66 Job No.: 7S3156 Length: 2.46 MPO: Y Fund Cat: Taking Care Of System Sec Cat: N- Ada Trans TIP #:	ADA Transition Plan improvements on East Seventh Street from east of Loop 49 (Range Line Road) to west of Rte. 249. Fed: 199 State: 48 Local: 0 Awd Date: 2018 Anticipated Fed Cat: S.T.P. Future Cost: 0 Estimate Total: 247					Engineering:	0	11	22	0	0	0			
						R/W:	0	2	0	0	0	0			
						Construction:	0	0	212	0	0	0			
						FFOS:	0	0	0	0	0	0			
						Payments:	0	0	0	0	0	0			
County: Jasper Route: MO 96 Job No.: 7P2228F Length: 0.11 MPO: N Fund Cat: Taking Care Of System Sec Cat: Rehab And Reconst TIP #:	Bridge improvements over BNSF and MNA railroads. Project involves bridge K0428. Fed: 2,614 State: 653 Local: 0 Awd Date: Winter 17 Anticipated Fed Cat: NHPP Future Cost: 0 Estimate Total: 3,292					Engineering:	25	783	0	0	0	0			
						R/W:	0	48	0	0	0	0			
						Construction:	0	2,436	0	0	0	0			
						FFOS:	0	0	0	0	0	0			
						Payments:	0	0	0	0	0	0			
County: Jasper Route: MO 96 Job No.: 7P2228G Length: 0.12 MPO: N Fund Cat: Taking Care Of System Sec Cat: Rehab And Reconst TIP #:	Bridge improvements over Spring River Overflow. Project involves bridge L0409. Fed: 2,123 State: 531 Local: 0 Awd Date: Winter 17 Anticipated Fed Cat: NHPP Future Cost: 0 Estimate Total: 2,679					Engineering:	25	594	0	0	0	0			
						R/W:	0	0	0	0	0	0			
						Construction:	0	2,060	0	0	0	0			
						FFOS:	0	0	0	0	0	0			
						Payments:	0	0	0	0	0	0			

* Subject to the approval of the Transportation Improvement Plan by the governing Metropolitan Planning Organization.

Apr-22-2016

Section 4 - 12

District Southwest

Dollars in Thousands



2017-2021 Highway and Bridge Construction Schedule

Transportation Planning

P.O. Box 270
Jefferson City, MO 65102

Construction contingency applied to construction cost in the year the project is awarded.

Three percent project growth factor compounded annually is applied to right-of-way and construction costs in program years 2, 3, 4, and 5.

No inflation is applied to the Funding From Other Sources (FFOS) or Payments.

Engineering includes PE costs, CE costs and R/W incidentals.

						STATE FISCAL YEAR PROJECT BUDGETING					
						Prior Prog.	7/2016-6/2017	7/2017-6/2018	7/2018-6/2019	7/2019-6/2020	7/2020-6/2021
County: Jasper	Pavement and safety improvements from Rte. 571 to Rte. YY in Lawrence County.					Engineering:	11	144	0	0	0
Route: MO 96						R/W:	0	0	0	0	0
Job No.: 7S3095						Construction:	0	2,674	0	0	0
Length: 16.84	MPO: N					FFOS:	0	0	0	0	0
Fund Cat: Taking Care Of System					Fed: 2,255 State: 563 Local: 0	Payments:	0	0	0	0	0
Sec Cat: Thin Lift Overlay	Awd Date: Fall 16	Anticipated Fed Cat: NHPP									
TIP #:	Future Cost: 0				Estimate Total: 2,829						
County: Jasper	Pavement improvements from Rte. 43 (Main Street) to I-49.					Engineering:	0	2	10	77	0
Route: RT FF						R/W:	0	0	0	0	0
Job No.: 7S3131						Construction:	0	0	0	1,504	0
Length: 4.69	MPO: Y					FFOS:	0	0	0	0	0
Fund Cat: Taking Care Of System					Fed: 1,275 State: 318 Local: 0	Payments:	0	0	0	0	0
Sec Cat: Thin Lift Overlay	Awd Date: 2019	Anticipated Fed Cat: NHPP									
TIP #:	Future Cost: 0				Estimate Total: 1,593						
County: Jasper	ADA Transition Plan improvements at various locations from Rte. 43 (Main Street) to 0.2 mile west of I-49. \$941,000 Statewide Transportation Alternatives funds.					Engineering:	0	11	137	0	0
Route: RT FF						R/W:	0	2	0	0	0
Job No.: 7S3160						Construction:	0	0	1,208	0	0
Length: 4.69	MPO: Y					FFOS:	0	0	941	0	0
Fund Cat: Taking Care Of System					Fed: 1,087 State: 271 Local: 0	Payments:	0	0	0	0	0
Sec Cat: N- Ada Trans	Awd Date: 2018	Anticipated Fed Cat: S.T.P.									
TIP #:	Future Cost: 0				Estimate Total: 1,358						
County: Jasper	Pavement and safety improvements on Rte. HH from Rte. AA to Rte. 571 and on Rte. AA from Rte. HH to Rte. VY.					Engineering:	0	8	58	0	0
Route: RT HH						R/W:	0	0	0	0	0
Job No.: 7S3055						Construction:	0	0	1,122	0	0
Length: 7.91	MPO: Y					FFOS:	0	0	0	0	0
Fund Cat: Taking Care Of System					Fed: 951 State: 237 Local: 0	Payments:	0	0	0	0	0
Sec Cat: Thin Lift Overlay	Awd Date: Fall 17	Anticipated Fed Cat: S.T.P.									
TIP #:	Future Cost: 0				Estimate Total: 1,188						
County: Jasper	ADA Transition Plan improvements on Rte. HH (Fir Road) at Rte. 571 (Grand Avenue) in Carthage and on Rte. P (Schiifferdecker Avenue) from Perkins Street to Rte. 66 (7th Street) in Joplin.					Engineering:	0	17	19	0	0
Route: RT HH						R/W:	0	2	0	0	0
Job No.: 7S3143						Construction:	0	0	81	0	0
Length: 0.76	MPO: N					FFOS:	0	0	0	0	0
Fund Cat: Taking Care Of System					AC-State: 97 State: 22 Local: 0	Payments:	0	0	0	0	0
Sec Cat: N- Ada Trans	Awd Date: 2018	Anticipated Fed Cat: S.T.P.									
TIP #:	Future Cost: 0				Estimate Total: 119						

* Subject to the approval of the Transportation Improvement Plan by the governing Metropolitan Planning Organization.

Apr-22-2016

Section 4 - 13

District Southwest

Dollars in Thousands



2017-2021 Highway and Bridge Construction Schedule

Transportation Planning

P.O. Box 270
Jefferson City, MO 65102

Construction contingency applied to construction cost in the year the project is awarded.

Three percent project growth factor compounded annually is applied to right-of-way and construction costs in program years 2, 3, 4, and 5.

No inflation is applied to the Funding From Other Sources (FFOS) or Payments.

Engineering includes PE costs, CE costs and R/W incidentals.

						STATE FISCAL YEAR PROJECT BUDGETING					
						Prior Prog.	7/2016- 6/2017	7/2017- 6/2018	7/2018- 6/2019	7/2019- 6/2020	7/2020- 6/2021
County:	Jasper	Pavement and safety improvements on Rte. P from Rte. JJ to Rte. 66, on Rte. JJ from Rte. Z to Rte. P, on Rte. Z from Rte. YY to Rte. 171 and on Rte. YY from the Kansas State line to Rte. 171.	Engineering:	0	18	113	0	0	0	0	0
Route:	RT P		R/W:	0	0	0	0	0	0	0	0
Job No.:	7S3144		Construction:	0	0	2,218	0	0	0	0	0
Length:	15.14	MPO: Y	FFOS:	0	0	0	0	0	0	0	0
Fund Cat:	Taking Care Of System	Fed: 1,879 State: 470 Local: 0	Payments:	0	0	0	0	0	0	0	0
Sec Cat:	Thin Lift Overlay	Awd Date: Fall 17 Anticipated Fed Cat: S.T.P.									
TIP #:		Future Cost: 0 Estimate Total: 2,349									
County:	Jasper	Pavement improvements on Newman Road from Loop 49 (Range Line Road) to 0.1 mile east of Duquesne Road.	Engineering:	0	113	0	0	0	0	0	0
Route:	RT TT		R/W:	0	0	0	0	0	0	0	0
Job No.:	7S3162		Construction:	0	523	0	0	0	0	0	0
Length:	1.04	MPO: Y	FFOS:	0	0	0	0	0	0	0	0
Fund Cat:	Taking Care Of System	Fed: 509 State: 127 Local: 0	Payments:	0	0	0	0	0	0	0	0
Sec Cat:	Thin Lift Overlay	Awd Date: Fall 17 Anticipated Fed Cat: S.T.P.									
TIP #:		Future Cost: 0 Estimate Total: 636									
County:	Jasper	ADA Transition Plan improvements on Newman Road from Loop 49 (Range Line Road) to 0.1 mile east of Duquesne Road. \$42,000 Statewide Transportation Alternatives funds.	Engineering:	0	13	11	0	0	0	0	0
Route:	RT TT		R/W:	0	2	0	0	0	0	0	0
Job No.:	7S3163		Construction:	0	0	55	0	0	0	0	0
Length:	1.04	MPO: Y	FFOS:	0	0	42	0	0	0	0	0
Fund Cat:	Taking Care Of System	Fed: 66 State: 15 Local: 0	Payments:	0	0	0	0	0	0	0	0
Sec Cat:	N- Ada Trans	Awd Date: 2018 Anticipated Fed Cat: S.T.P.									
TIP #:		Future Cost: 0 Estimate Total: 81									
County:	Lawrence	Rail crossing improvements on Carnation Dr at BNSF Railway and Rte K (Elliot St) at the BNSF and MNA Railways in Aurora. Close at-grade crossings on Morgan Ave and McNatt Ave. Project involves bridge A8319, \$2,700,000 STP Rail Safety, \$300,000 Grade Crossing Safety Acct	Engineering:	31	110	419	0	0	0	0	0
Route:	MO 39		R/W:	0	297	0	0	0	0	0	0
Job No.:	7T0043		Construction:	0	0	4,993	0	0	0	0	0
Length:	0.54	MPO: N	FFOS:	0	205	2,795	0	0	0	0	0
Fund Cat:	Safety	Fed: 4,655 State: 1,164 Local: 0	Payments:	0	0	0	0	0	0	0	0
Sec Cat:	Safety	Awd Date: 2018 Anticipated Fed Cat: S.T.P. Federal Oversight									
TIP #:		Future Cost: 0 Estimate Total: 5,850									
County:	Lawrence	Pavement and safety improvements from I-44 to 0.2 mile north of Olive Street in Aurora and on Rte. M from Rte. 96 to Rte. 174. Project involves bridge K0008. \$849,000 Open Container funds.	Engineering:	143	293	0	0	0	0	0	0
Route:	MO 39		R/W:	0	0	0	0	0	0	0	0
Job No.:	8S2272		Construction:	0	2,074	0	0	0	0	0	0
Length:	14.30	MPO: N	FFOS:	0	849	0	0	0	0	0	0
Fund Cat:	Taking Care Of System	Fed: 1,894 State: 473 Local: 0	Payments:	0	0	0	0	0	0	0	0
Sec Cat:	Thin Lift Overlay	Awd Date: Fall 16 Anticipated Fed Cat: S.T.P.									
TIP #:		Future Cost: 0 Estimate Total: 2,510									

* Subject to the approval of the Transportation Improvement Plan by the governing Metropolitan Planning Organization.

Apr-22-2016

Section 4 - 14

District Southwest

Dollars in Thousands



2017-2021 Highway and Bridge Construction Schedule

Transportation Planning

P.O. Box 270
Jefferson City, MO 65102

Construction contingency applied to construction cost in the year the project is awarded.

Three percent project growth factor compounded annually is applied to right-of-way and construction costs in program years 2, 3, 4, and 5.

No inflation is applied to the Funding From Other Sources (FFOS) or Payments.

Engineering includes PE costs, CE costs and R/W incidentals.

Construction contingency applied to construction cost in the year the project is awarded. Three percent project growth factor compounded annually is applied to right-of-way and construction costs in program years 2, 3, 4, and 5. No inflation is applied to the Funding From Other Sources (FFOS) or Payments. Engineering includes PE costs, CE costs and R/W incidentals.												STATE FISCAL YEAR PROJECT BUDGETING						
												Prior Prog.	7/2016- 6/2017	7/2017- 6/2018	7/2018- 6/2019	7/2019- 6/2020	7/2020- 6/2021	
County: Lawrence	Bridge improvements on the eastbound lanes over Spring River. Project involves bridge											Engineering:	100	577	0	0	0	0
Route: IS 44	A0977.											R/W:	0	0	0	0	0	0
Job No.: 713049												Construction:	0	2,711	0	0	0	0
Length: 0.22	MPO: N	AC-State: 2,959 State: 329 Local: 0									FFOS:	0	0	0	0	0		
Fund Cat: Taking Care Of System												Payments:	0	0	0	0	0	
Sec Cat: Rehab And Reconst	Awd Date: Fall 16	Anticipated Fed Cat: NHPP		Federal Oversight														
TIP #:	Future Cost: 0		Estimate Total: 3,388															
County: Lawrence	Pavement improvements on various sections from east of the Jasper County line to west of											Engineering:	2	28	223	0	0	0
Route: IS 44	Rte. 97.											R/W:	0	0	0	0	0	0
Job No.: 713074												Construction:	0	0	3,320	0	0	0
Length: 4.69	MPO: N	AC-State: 3,214 State: 357 Local: 0									FFOS:	0	0	0	0	0		
Fund Cat: Statewide Interstate And Major Bridge												Payments:	0	0	0	0	0	
Sec Cat: Preventive Maint	Awd Date: Fall 17	Anticipated Fed Cat: NHPP																
TIP #:	Future Cost: 0		Estimate Total: 3,573															
County: Lawrence	Bridge improvements over BNSF Railway. Project involves bridge H0787.											Engineering:	615	244	0	0	0	0
Route: BU 60												R/W:	0	2	0	0	0	0
Job No.: 7S3000												Construction:	0	2,049	0	0	0	0
Length: 0.11	MPO: N	Fed: 1,837 State: 458 Local: 0									FFOS:	0	0	0	0	0		
Fund Cat: Taking Care Of System												Payments:	0	0	0	0	0	
Sec Cat: Rehab And Reconst	Awd Date: Spring 17	Anticipated Fed Cat: NHPP																
TIP #:	Future Cost: 0		Estimate Total: 2,910															
County: Lawrence	Bridge improvements over Dry Fork Creek. Project involves bridge F0393.											Engineering:	10	143	0	0	0	0
Route: MO 96												R/W:	0	0	0	0	0	0
Job No.: 7P2228H												Construction:	0	859	0	0	0	0
Length: 0.04	MPO: N	Fed: 802 State: 200 Local: 0									FFOS:	0	0	0	0	0		
Fund Cat: Taking Care Of System												Payments:	0	0	0	0	0	
Sec Cat: Rehab And Reconst	Awd Date: Spring 17	Anticipated Fed Cat: NHPP																
TIP #:	Future Cost: 0		Estimate Total: 1,012															
County: Lawrence	Bridge improvements over Stahl Creek. Project involves bridge F0395.											Engineering:	10	146	0	0	0	0
Route: MO 96												R/W:	0	0	0	0	0	0
Job No.: 7P2228I												Construction:	0	874	0	0	0	0
Length: 0.07	MPO: N	Fed: 815 State: 205 Local: 0									FFOS:	0	0	0	0	0		
Fund Cat: Taking Care Of System												Payments:	0	0	0	0	0	
Sec Cat: Rehab And Reconst	Awd Date: Spring 17	Anticipated Fed Cat: NHPP																
TIP #:	Future Cost: 0		Estimate Total: 1,030															

* Subject to the approval of the Transportation Improvement Plan by the governing Metropolitan Planning Organization.

Apr-22-2016

Section 4 - 15

District Southwest

Dollars in Thousands



2017-2021 Highway and Bridge Construction Schedule

Transportation Planning

P.O. Box 270
Jefferson City, MO 65102

Construction contingency applied to construction cost in the year the project is awarded.

Three percent project growth factor compounded annually is applied to right-of-way and construction costs in program years 2, 3, 4, and 5.

No inflation is applied to the Funding From Other Sources (FFOS) or Payments.

Engineering includes PE costs, CE costs and R/W incidentals.

Construction contingency applied to construction cost in the year the project is awarded. Three percent project growth factor compounded annually is applied to right-of-way and construction costs in program years 2, 3, 4, and 5. No inflation is applied to the Funding From Other Sources (FFOS) or Payments. Engineering includes PE costs, CE costs and R/W incidentals.												STATE FISCAL YEAR PROJECT BUDGETING						
												Prior Prog.	7/2016- 6/2017	7/2017- 6/2018	7/2018- 6/2019	7/2019- 6/2020	7/2020- 6/2021	
County: Lawrence	Bridge improvement over Center Creek 3 miles south of I-44. Project involves bridge											Engineering:	76	63	0	0	0	0
Route: MO 97	T0320.											R/W:	0	31	0	0	0	0
Job No.: 7S0526												Construction:	0	787	0	0	0	0
Length: 0.20	MPO: N										FFOS:	0	0	0	0	0		
Fund Cat: Taking Care Of System										Fed: 706	State: 175	Local: 0						
Sec Cat: Rehab And Reconst	Awd Date: Spring 17	Anticipated Fed Cat: NHPP									Payments:	0	0	0	0	0		
TIP #:	Future Cost: 0	Estimate Total: 957																
County: McDonald	Job Order Contracting for pavement repair from Rte. 59 to 0.7 mile south of Rte. H.											Engineering:	0	4	0	0	0	0
Route: IS 49												R/W:	0	0	0	0	0	0
Job No.: 0I3003Y												Construction:	0	60	0	0	0	0
Length: 10.74	MPO: N										FFOS:	0	0	0	0	0		
Fund Cat: Statewide Interstate And Major Bridge										AC-State: 58	State: 6	Local: 0						
Sec Cat: Preventive Maint	Awd Date: Winter 17	Anticipated Fed Cat: NHPP									Payments:	0	0	0	0	0		
TIP #:	Future Cost: 0	Estimate Total: 64																
County: McDonald	Pavement improvements from Rte. 59 near Goodman to near Bus. 71 south of Rte. 76.											Engineering:	22	200	0	0	0	0
Route: IS 49												R/W:	0	0	0	0	0	0
Job No.: 7I3072												Construction:	0	2,563	0	0	0	0
Length: 7.16	MPO: N										FFOS:	0	0	0	0	0		
Fund Cat: Statewide Interstate And Major Bridge										AC-State: 2,487	State: 276	Local: 0						
Sec Cat: Preventive Maint	Awd Date: Fall 16	Anticipated Fed Cat: NHPP									Payments:	0	0	0	0	0		
TIP #:	Future Cost: 0	Estimate Total: 2,785																
County: McDonald	Roadway improvements from Pineville to the Arkansas State line (Bella Vista). Construction funding from 7P2157. \$12,017,701 SAFETEA-LU earmark DEMO ID MO118. Amendment 3 new major project.											Engineering:	10,701	2	2	2	2,766	0
Route: US 71												R/W:	4,610	0	0	0	0	0
Job No.: 7P0601												Construction:	0	0	0	0	20,147	0
Length: 4.93	MPO: N										Fed: 18,337	State: 4,582	Local: 0					
Fund Cat: Amendment 3										Anticipated Fed Cat: NHPP	Federal Oversight							
Sec Cat: System Expansion	Awd Date: 2020										FFOS:	0	0	0	0	0	0	
TIP #:	Future Cost: 25,001 - 50,000	Estimate Total: 38,230									Payments:	0	0	0	0	0	0	
County: McDonald	Pavement and safety improvements from 1 mile east of I-49 to Rte. U.											Engineering:	0	164	0	0	0	0
Route: MO 76												R/W:	0	0	0	0	0	0
Job No.: 7S3176												Construction:	0	2,347	0	0	0	0
Length: 20.80	MPO: N										FFOS:	0	0	0	0	0	0	
Fund Cat: Taking Care Of System										AC-State: 2,009	State: 502	Local: 0						
Sec Cat: Thin Lift Overlay	Awd Date: Fall 16	Anticipated Fed Cat: S.T.P.									Payments:	0	0	0	0	0	0	
TIP #:	Future Cost: 0	Estimate Total: 2,511																

* Subject to the approval of the Transportation Improvement Plan by the governing Metropolitan Planning Organization.

Apr-22-2016

Section 4 - 16

District Southwest

Dollars in Thousands



2017-2021 Highway and Bridge Construction Schedule

Transportation Planning

P.O. Box 270
Jefferson City, MO 65102

Construction contingency applied to construction cost in the year the project is awarded.

Three percent project growth factor compounded annually is applied to right-of-way and construction costs in program years 2, 3, 4, and 5.

No inflation is applied to the Funding From Other Sources (FFOS) or Payments.

Engineering includes PE costs, CE costs and R/W incidentals.

Construction contingency applied to construction cost in the year the project is awarded. Three percent project growth factor compounded annually is applied to right-of-way and construction costs in program years 2, 3, 4, and 5. No inflation is applied to the Funding From Other Sources (FFOS) or Payments. Engineering includes PE costs, CE costs and R/W incidentals.							STATE FISCAL YEAR PROJECT BUDGETING						
							Prior Prog.	7/2016- 6/2017	7/2017- 6/2018	7/2018- 6/2019	7/2019- 6/2020	7/2020- 6/2021	
County: McDonald	Bridge improvements over Big Sugar Creek. Project involves bridge T0929.						Engineering:	181	236	0	0	0	0
Route: RT E							R/W:	0	12	0	0	0	0
Job No.: 7S0534							Construction:	0	1,882	0	0	0	0
Length: 0.41	MPO: N							FFOS:	0	0	0	0	0
Fund Cat: Taking Care Of System	Fed: 1,705 State: 425 Local: 0						Payments:	0	0	0	0	0	0
Sec Cat: Rehab And Reconst	Awd Date: Spring 17	Anticipated Fed Cat: NHPP											
TIP #:	Future Cost: 0 Estimate Total: 2,311												
County: McDonald	Bridge improvements over Pine Creek. Project involves bridge R0251.						Engineering:	0	2	78	60	0	0
Route: RT KK							R/W:	0	0	0	0	0	0
Job No.: 7S3158							Construction:	0	0	0	895	0	0
Length: 0.02	MPO: N							FFOS:	0	0	0	0	0
Fund Cat: Taking Care Of System	Fed: 828 State: 207 Local: 0						Payments:	0	0	0	0	0	0
Sec Cat: Rehab And Reconst	Awd Date: 2019	Anticipated Fed Cat: NHPP											
TIP #:	Future Cost: 0 Estimate Total: 1,035												
County: McDonald	Bridge improvements over Star Hollow Creek. Project involves bridge N0897.						Engineering:	0	2	60	47	0	0
Route: RT U							R/W:	0	0	0	0	0	0
Job No.: 7S3159							Construction:	0	0	0	689	0	0
Length: 0.03	MPO: N							FFOS:	0	0	0	0	0
Fund Cat: Taking Care Of System	Fed: 639 State: 159 Local: 0						Payments:	0	0	0	0	0	0
Sec Cat: Rehab And Reconst	Awd Date: 2019	Anticipated Fed Cat: NHPP											
TIP #:	Future Cost: 0 Estimate Total: 798												
County: Newton	Bridge improvements over Roark Creek. Project involves bridge K0990.						Engineering:	60	348	0	0	0	0
Route: MO 43							R/W:	0	2	0	0	0	0
Job No.: 7P2228K							Construction:	0	575	0	0	0	0
Length: 0.04	MPO: N							FFOS:	0	0	0	0	0
Fund Cat: Taking Care Of System	Fed: 741 State: 184 Local: 0						Payments:	0	0	0	0	0	0
Sec Cat: Rehab And Reconst	Awd Date: Winter 17	Anticipated Fed Cat: NHPP											
TIP #:	Future Cost: 0 Estimate Total: 985												
County: Newton	Pavement and safety improvements from I-44 to Rte. 60.						Engineering:	0	21	139	0	0	0
Route: MO 43							R/W:	0	0	0	0	0	0
Job No.: 7S3177							Construction:	0	0	2,361	0	0	0
Length: 13.84	MPO: Y							FFOS:	0	0	0	0	0
Fund Cat: Taking Care Of System	Fed: 2,018 State: 503 Local: 0						Payments:	0	0	0	0	0	0
Sec Cat: Thin Lift Overlay	Awd Date: Fall 17	Anticipated Fed Cat: S.T.P.											
TIP #:	Future Cost: 0 Estimate Total: 2,521												

* Subject to the approval of the Transportation Improvement Plan by the governing Metropolitan Planning Organization.

Apr-22-2016

Section 4 - 17

District Southwest

Dollars in Thousands



2017-2021 Highway and Bridge Construction Schedule

Transportation Planning

P.O. Box 270
Jefferson City, MO 65102

Construction contingency applied to construction cost in the year the project is awarded.

Three percent project growth factor compounded annually is applied to right-of-way and construction costs in program years 2, 3, 4, and 5.

No inflation is applied to the Funding From Other Sources (FFOS) or Payments.

Engineering includes PE costs, CE costs and R/W incidentals.

Construction contingency applied to construction cost in the year the project is awarded. Three percent project growth factor compounded annually is applied to right-of-way and construction costs in program years 2, 3, 4, and 5. No inflation is applied to the Funding From Other Sources (FFOS) or Payments. Engineering includes PE costs, CE costs and R/W incidentals.												STATE FISCAL YEAR PROJECT BUDGETING						
												Prior Prog.	7/2016-6/2017	7/2017-6/2018	7/2018-6/2019	7/2019-6/2020	7/2020-6/2021	
County: Newton	ADA Transition Plan improvements from Osage Street to Oneida Street in Seneca.											Engineering:	0	3	3	0	0	0
Route: MO 43												R/W:	0	2	0	0	0	0
Job No.: 7S3179												Construction:	0	0	22	0	0	0
Length: 0.45	MPO: N										FFOS:	0	0	0	0	0		
Fund Cat: Taking Care Of System	AC-State: 26	State: 4	Local: 0								Payments:	0	0	0	0	0		
Sec Cat: N- Ada Trans	Awd Date: 2018	Anticipated Fed Cat: S.T.P.																
TIP #:	Future Cost: 0	Estimate Total: 30																
County: Newton	Job Order Contracting for pavement repair from the Oklahoma State line to Rte. 360 in Greene County.											Engineering:	0	14	0	0	0	0
Route: IS 44												R/W:	0	0	0	0	0	0
Job No.: 013003N												Construction:	0	200	0	0	0	0
Length: 69.11	MPO: Y										FFOS:	0	0	0	0	0		
Fund Cat: Statewide Interstate And Major Bridge	Fed: 193	State: 21	Local: 0								Payments:	0	0	0	0	0		
Sec Cat: Preventive Maint	Awd Date: Winter 17	Anticipated Fed Cat: NHPP																
TIP #:	Future Cost: 0	Estimate Total: 214																
County: Newton	Pavement improvements from Loop 49 to 1.5 miles east of Rte. 37.											Engineering:	2	2	88	646	0	0
Route: IS 44												R/W:	0	0	0	0	0	0
Job No.: 713084												Construction:	0	0	0	9,954	0	0
Length: 18.73	MPO: Y										FFOS:	0	0	0	0	0	0	
Fund Cat: Taking Care Of System	Fed: 9,622	State: 1,068	Local: 0								Payments:	0	0	0	0	0		
Sec Cat: Rehab And Reconst	Awd Date: 2019	Anticipated Fed Cat: NHPP																
TIP #:	01HS-16	Future Cost: 0	Estimate Total: 10,692															
County: Newton	Preventive maintenance on bridges on I-44 and I-49 in Jasper, Lawrence, Newton and Vernon counties. Project involves bridges L0798, L0799, A0630, R0198 and A2817.											Engineering:	0	264	0	0	0	0
Route: IS 44												R/W:	0	0	0	0	0	0
Job No.: 7P2229B												Construction:	0	1,499	0	0	0	0
Length: 0.37	MPO: Y										FFOS:	0	0	0	0	0	0	
Fund Cat: Taking Care Of System	Fed: 1,586	State: 177	Local: 0								Payments:	0	0	0	0	0		
Sec Cat: Preventive Maint	Awd Date: Winter 17	Anticipated Fed Cat: NHPP																
TIP #:	Future Cost: 0	Estimate Total: 1,763																
County: Newton	Pavement improvements from 46th Street in Leawood to I-49.											Engineering:	0	8	58	0	0	0
Route: LP 49												R/W:	0	0	0	0	0	0
Job No.: 7S3117												Construction:	0	0	1,099	0	0	0
Length: 6.37	MPO: Y										FFOS:	0	0	0	0	0	0	
Fund Cat: Taking Care Of System	Fed: 932	State: 233	Local: 0								Payments:	0	0	0	0	0		
Sec Cat: Thin Lift Overlay	Awd Date: Fall 17	Anticipated Fed Cat: NHPP																
TIP #:	Future Cost: 0	Estimate Total: 1,165																

* Subject to the approval of the Transportation Improvement Plan by the governing Metropolitan Planning Organization.

Apr-22-2016

Section 4 - 18

District Southwest

Dollars in Thousands



2017-2021 Highway and Bridge Construction Schedule

Transportation Planning

P.O. Box 270
Jefferson City, MO 65102

Construction contingency applied to construction cost in the year the project is awarded.

Three percent project growth factor compounded annually is applied to right-of-way and construction costs in program years 2, 3, 4, and 5.

No inflation is applied to the Funding From Other Sources (FFOS) or Payments.

Engineering includes PE costs, CE costs and R/W incidentals.

Construction contingency applied to construction cost in the year the project is awarded. Three percent project growth factor compounded annually is applied to right-of-way and construction costs in program years 2, 3, 4, and 5. No inflation is applied to the Funding From Other Sources (FFOS) or Payments. Engineering includes PE costs, CE costs and R/W incidentals.												STATE FISCAL YEAR PROJECT BUDGETING						
												Prior Prog.	7/2016- 6/2017	7/2017- 6/2018	7/2018- 6/2019	7/2019- 6/2020	7/2020- 6/2021	
County: Newton	Pavement improvements from 0.1 mile east of Kodiak Road to Neosho Boulevard (Bus. 60) and from College Street (Bus. 60) to Rte. 60.											Engineering:	0	13	86	0	0	0
Route: MO 86												R/W:	0	0	0	0	0	0
Job No.: 7S2227C												Construction:	0	0	1,676	0	0	0
Length: 5.49	MPO: N										FFOS:	0	0	0	0	0		
Fund Cat: Taking Care Of System	AC-State: 1,420 State: 355 Local: 0											Payments:	0	0	0	0	0	
Sec Cat: Low Type Resurfacing	Awd Date: Fall 17	Anticipated Fed Cat: S.T.P.																
TIP #:	Future Cost: 0	Estimate Total: 1,775																
County: Newton	Pavement, safety and ADA Transition Plan improvements on Rte. D from Doniphan Drive to the Neosho city limits and on Rte. K from Rte. 43 to Rte. 86.											Engineering:	0	3	59	0	0	0
Route: RT D												R/W:	0	2	0	0	0	0
Job No.: 7S3138												Construction:	0	0	1,042	0	0	0
Length: 8.32	MPO: N										FFOS:	0	0	0	0	0		
Fund Cat: Taking Care Of System	AC-State: 887 State: 219 Local: 0											Payments:	0	0	0	0	0	
Sec Cat: Thin Lift Overlay	Awd Date: Fall 17	Anticipated Fed Cat: S.T.P.																
TIP #:	Future Cost: 0	Estimate Total: 1,106																
County: Newton	ADA Transition Plan improvements from Rte. 59 to Lucas Street in Diamond.											Engineering:	0	7	9	0	0	0
Route: RT J												R/W:	0	2	0	0	0	0
Job No.: 7S3147												Construction:	0	0	36	0	0	0
Length: 0.10	MPO: N										FFOS:	0	0	0	0	0		
Fund Cat: Taking Care Of System	AC-State: 45 State: 9 Local: 0											Payments:	0	0	0	0	0	
Sec Cat: N- Ada Trans	Awd Date: 2018	Anticipated Fed Cat: S.T.P.																
TIP #:	Future Cost: 0	Estimate Total: 54																
County: Polk	Pavement and safety improvements from Rte. 215 south junction to Rte. 160. \$484,000 Open Container funds.											Engineering:	0	12	82	0	0	0
Route: MO 123												R/W:	0	0	0	0	0	0
Job No.: 7S3125												Construction:	0	0	1,609	0	0	0
Length: 13.32	MPO: N										FFOS:	0	0	484	0	0	0	
Fund Cat: Taking Care Of System	Fed: 1,363 State: 340 Local: 0											Payments:	0	0	0	0	0	0
Sec Cat: Thin Lift Overlay	Awd Date: Fall 17	Anticipated Fed Cat: S.T.P.																
TIP #:	Future Cost: 0	Estimate Total: 1,703																
County: Polk	Pavement improvements from Rte. 32 to Rte. WW.											Engineering:	0	2	14	111	0	0
Route: RT H												R/W:	0	0	0	0	0	0
Job No.: 7S3181												Construction:	0	0	0	1,934	0	0
Length: 20.54	MPO: N										FFOS:	0	0	0	0	0	0	
Fund Cat: Taking Care Of System	Fed: 1,649 State: 412 Local: 0											Payments:	0	0	0	0	0	0
Sec Cat: Thin Lift Overlay	Awd Date: 2019	Anticipated Fed Cat: S.T.P.																
TIP #:	Future Cost: 0	Estimate Total: 2,061																

* Subject to the approval of the Transportation Improvement Plan by the governing Metropolitan Planning Organization.

Apr-22-2016

Section 4 - 19

District Southwest

Dollars in Thousands



2017-2021 Highway and Bridge Construction Schedule

Transportation Planning

P.O. Box 270
Jefferson City, MO 65102

Construction contingency applied to construction cost in the year the project is awarded.

Three percent project growth factor compounded annually is applied to right-of-way and construction costs in program years 2, 3, 4, and 5.

No inflation is applied to the Funding From Other Sources (FFOS) or Payments.

Engineering includes PE costs, CE costs and R/W incidentals.

Construction contingency applied to construction cost in the year the project is awarded. Three percent project growth factor compounded annually is applied to right-of-way and construction costs in program years 2, 3, 4, and 5. No inflation is applied to the Funding From Other Sources (FFOS) or Payments. Engineering includes PE costs, CE costs and R/W incidentals.											STATE FISCAL YEAR PROJECT BUDGETING							
											Prior Prog.	7/2016- 6/2017	7/2017- 6/2018	7/2018- 6/2019	7/2019- 6/2020	7/2020- 6/2021		
County: Polk	ADA Transition Plan improvements on Main Street in Pleasant Hope.										Engineering:	0	1	3	4	0	0	
Route: RT H											R/W:	0	0	2	0	0	0	
Job No.: 7S3184											Construction:	0	0	0	37	0	0	
Length: 0.04	MPO: N											FFOS:	0	0	0	0	0	0
Fund Cat: Taking Care Of System	Fed: 39 State: 8 Local: 0										Payments:	0	0	0	0	0	0	
Sec Cat: N- Ada Trans	Awd Date: 2019	Anticipated Fed Cat: S.T.P.																
TIP #:	Future Cost: 0 Estimate Total: 47																	
County: Polk	Bridge improvements over Pomme de Terre River. Project involves bridge R0207.										Engineering:	0	2	58	122	0	0	
Route: RT PP											R/W:	0	0	0	2	0	0	
Job No.: 7S3169											Construction:	0	0	0	1,073	0	0	
Length: 0.10	MPO: N											FFOS:	0	0	0	0	0	0
Fund Cat: Taking Care Of System	Fed: 1,006 State: 251 Local: 0										Payments:	0	0	0	0	0	0	
Sec Cat: Rehab And Reconst	Awd Date: 2019	Anticipated Fed Cat: NHPP																
TIP #:	Future Cost: 0 Estimate Total: 1,257																	
County: Polk	Pavement and safety improvements from Rte. 123 to Rte. 13. \$456,000 Open Container funds.										Engineering:	0	2	76	0	0	0	
Route: RT T											R/W:	0	0	0	0	0	0	
Job No.: 7S3126											Construction:	0	0	1,318	0	0	0	
Length: 10.45	MPO: N											FFOS:	0	0	456	0	0	0
Fund Cat: Taking Care Of System	Fed: 1,117 State: 279 Local: 0										Payments:	0	0	0	0	0	0	
Sec Cat: Thin Lift Overlay	Awd Date: Fall 17	Anticipated Fed Cat: S.T.P.																
TIP #:	Future Cost: 0 Estimate Total: 1,396																	
County: St. Clair	Pavement improvements on the southbound lanes from SE 1100 Road to NE 201 Road.										Engineering:	1	1	1	1	51	0	
Route: MO 13											R/W:	0	0	0	0	0	0	
Job No.: 7P3034B											Construction:	0	0	0	0	860	0	
Length: 1.27	MPO: N											FFOS:	0	0	0	0	0	0
Fund Cat: Taking Care Of System	Fed: 732 State: 182 Local: 0										Payments:	0	0	0	0	0	0	
Sec Cat: Thin Lift Overlay	Awd Date: 2020	Anticipated Fed Cat: NHPP																
TIP #:	Future Cost: 0 Estimate Total: 915																	
County: St. Clair	Pavement improvements from 0.5 mile north of NE 1000 Road to SE 1300 Road.										Engineering:	125	34	270	0	0	0	
Route: MO 13											R/W:	0	0	0	0	0	0	
Job No.: 7S2232											Construction:	0	0	4,021	0	0	0	
Length: 22.60	MPO: N											FFOS:	0	0	0	0	0	0
Fund Cat: Taking Care Of System	AC-State: 3,460 State: 865 Local: 0										Payments:	0	0	0	0	0	0	
Sec Cat: Low Type Resurfacing	Awd Date: Fall 17	Anticipated Fed Cat: NHPP																
TIP #:	Future Cost: 0 Estimate Total: 4,450																	

* Subject to the approval of the Transportation Improvement Plan by the governing Metropolitan Planning Organization.

Apr-22-2016

Section 4 - 20

District Southwest

Dollars in Thousands



2017-2021 Highway and Bridge Construction Schedule

Transportation Planning

P.O. Box 270
Jefferson City, MO 65102

Construction contingency applied to construction cost in the year the project is awarded.

Three percent project growth factor compounded annually is applied to right-of-way and construction costs in program years 2, 3, 4, and 5.

No inflation is applied to the Funding From Other Sources (FFOS) or Payments.

Engineering includes PE costs, CE costs and R/W incidentals.

Construction contingency applied to construction cost in the year the project is awarded. Three percent project growth factor compounded annually is applied to right-of-way and construction costs in program years 2, 3, 4, and 5. No inflation is applied to the Funding From Other Sources (FFOS) or Payments. Engineering includes PE costs, CE costs and R/W incidentals.						STATE FISCAL YEAR PROJECT BUDGETING						
						Prior Prog.	7/2016- 6/2017	7/2017- 6/2018	7/2018- 6/2019	7/2019- 6/2020	7/2020- 6/2021	
County: St. Clair	Pavement and safety improvements from Rte. 52 to Rte. 13.					Engineering:	0	2	15	116	0	0
Route: RT A						R/W:	0	0	0	0	0	0
Job No.: 7S3183						Construction:	0	0	0	2,019	0	0
Length: 16.95	MPO: N					FFOS:	0	0	0	0	0	0
Fund Cat: Taking Care Of System		Fed: 1,722	State: 430	Local: 0		Payments:	0	0	0	0	0	0
Sec Cat: Thin Lift Overlay	Awd Date: 2019	Anticipated Fed Cat: S.T.P.										
TIP #:		Future Cost: 0	Estimate Total: 2,152									
County: St. Clair	Pavement and safety improvements from Bus. 13 to Rte. V.					Engineering:	0	2	2	36	0	0
Route: RT WW						R/W:	0	0	0	0	0	0
Job No.: 7S3180						Construction:	0	0	0	599	0	0
Length: 4.62	MPO: N					FFOS:	0	0	0	0	0	0
Fund Cat: Taking Care Of System		Fed: 512	State: 127	Local: 0		Payments:	0	0	0	0	0	0
Sec Cat: Thin Lift Overlay	Awd Date: 2019	Anticipated Fed Cat: S.T.P.										
TIP #:		Future Cost: 0	Estimate Total: 639									
County: St. Clair	ADA Transition Plan improvements on Rte. WW (Locust, Second and Chestnut Streets) in Osceola. \$268,000 Statewide Transportation Alternatives funds.					Engineering:	0	2	20	41	0	0
Route: RT WW						R/W:	0	0	2	0	0	0
Job No.: 7S3182						Construction:	0	0	0	425	0	0
Length: 1.05	MPO: N					FFOS:	0	0	0	268	0	0
Fund Cat: Taking Care Of System		Fed: 393	State: 97	Local: 0		Payments:	0	0	0	0	0	0
Sec Cat: N- Ada Trans	Awd Date: 2019	Anticipated Fed Cat: S.T.P.										
TIP #:		Future Cost: 0	Estimate Total: 490									
County: Stone	Signal improvements at Kissee Avenue in Kimberling City.					Engineering:	8	2	2	2	2	12
Route: MO 13						R/W:	0	0	0	0	0	0
Job No.: 8P2391						Construction:	0	0	0	0	0	161
Length: 0.20	MPO: N					FFOS:	0	0	0	0	0	0
Fund Cat: Taking Care Of System		Fed: 147	State: 34	Local: 0		Payments:	0	0	0	0	0	0
Sec Cat: Systems Operations	Awd Date: 2021	Anticipated Fed Cat: NHPP										
TIP #:		Future Cost: 0	Estimate Total: 189									
County: Stone	Bridge improvements over Table Rock Lake. Project involves bridge A0588.					Engineering:	0	2	174	394	0	0
Route: MO 76						R/W:	0	0	0	0	0	0
Job No.: 7P2228B						Construction:	0	0	0	1,927	0	0
Length: 0.12	MPO: N					FFOS:	0	0	0	0	0	0
Fund Cat: Taking Care Of System		Fed: 1,999	State: 498	Local: 0		Payments:	0	0	0	0	0	0
Sec Cat: Rehab And Reconst	Awd Date: 2019	Anticipated Fed Cat: NHPP										
TIP #:		Future Cost: 0	Estimate Total: 2,497									

* Subject to the approval of the Transportation Improvement Plan by the governing Metropolitan Planning Organization.

Apr-22-2016

Section 4 - 21

District Southwest

Dollars in Thousands



2017-2021 Highway and Bridge Construction Schedule

Transportation Planning

P.O. Box 270
Jefferson City, MO 65102

Construction contingency applied to construction cost in the year the project is awarded.

Three percent project growth factor compounded annually is applied to right-of-way and construction costs in program years 2, 3, 4, and 5.

No inflation is applied to the Funding From Other Sources (FFOS) or Payments.

Engineering includes PE costs, CE costs and R/W incidentals.

Construction contingency applied to construction cost in the year the project is awarded. Three percent project growth factor compounded annually is applied to right-of-way and construction costs in program years 2, 3, 4, and 5. No inflation is applied to the Funding From Other Sources (FFOS) or Payments. Engineering includes PE costs, CE costs and R/W incidentals.												STATE FISCAL YEAR PROJECT BUDGETING						
												Prior Prog.	7/2016- 6/2017	7/2017- 6/2018	7/2018- 6/2019	7/2019- 6/2020	7/2020- 6/2021	
County: Stone	Safety improvements on curves near Deerfoot trail east of Cape Fair.											Engineering:	3	12	0	0	0	0
Route: MO 76												R/W:	0	0	0	0	0	0
Job No.: 7P3098												Construction:	0	85	0	0	0	0
Length: 0.23	MPO: N											FFOS:	0	0	0	0	0	
Fund Cat: Safety	Fed: 87 State: 10 Local: 0											Payments:	0	0	0	0	0	
Sec Cat: Safety	Awd Date: Fall 16 Anticipated Fed Cat: Safety																	
TIP #:	Future Cost: 0 Estimate Total: 100																	
County: Stone	Bridge improvements over Goff Creek. Project involves bridge T0979.											Engineering:	0	74	170	0	0	0
Route: RT V												R/W:	0	0	2	0	0	0
Job No.: 7S3151												Construction:	0	0	799	0	0	0
Length: 0.02	MPO: N											FFOS:	0	0	0	0	0	
Fund Cat: Taking Care Of System	Fed: 837 State: 208 Local: 0											Payments:	0	0	0	0	0	
Sec Cat: Rehab And Reconst	Awd Date: 2018 Anticipated Fed Cat: NHPP																	
TIP #:	Future Cost: 0 Estimate Total: 1,045																	
County: Taney	Safety improvements near Silver Creek Road and at Rte. H.											Engineering:	0	36	0	0	0	0
Route: US 160												R/W:	0	0	0	0	0	0
Job No.: 7P3161												Construction:	0	205	0	0	0	0
Length: 0.54	MPO: N											FFOS:	0	0	0	0	0	
Fund Cat: Safety	Fed: 217 State: 24 Local: 0											Payments:	0	0	0	0	0	
Sec Cat: Safety	Awd Date: Fall 16 Anticipated Fed Cat: Safety																	
TIP #:	Future Cost: 0 Estimate Total: 241																	
County: Taney	Pavement and safety improvements on Rte. 176 from Rte. 160 west junction to Rte. 160 east junction and on Rte. EE from Rte. 176 west junction to Rte. 176 east junction.											Engineering:	0	2	3	39	0	0
Route: MO 176												R/W:	0	0	0	0	0	0
Job No.: 7P3142												Construction:	0	0	0	768	0	0
Length: 6.19	MPO: N											FFOS:	0	0	0	0	0	
Fund Cat: Taking Care Of System	Fed: 650 State: 162 Local: 0											Payments:	0	0	0	0	0	
Sec Cat: Thin Lift Overlay	Awd Date: 2019 Anticipated Fed Cat: S.T.P.																	
TIP #:	Future Cost: 0 Estimate Total: 812																	
County: Taney	ADA Transition Plan improvements from Fernvale Avenue to 0.1 mile east of Laughing Lane in Rockaway Beach. \$122,000 Statewide Transportation Alternatives funds.											Engineering:	0	2	32	35	0	0
Route: MO 176												R/W:	0	0	2	0	0	0
Job No.: 7S3152												Construction:	0	0	0	162	0	0
Length: 0.62	MPO: N											FFOS:	0	0	0	122	0	0
Fund Cat: Taking Care Of System	Fed: 188 State: 45 Local: 0											Payments:	0	0	0	0	0	0
Sec Cat: N- Ada Trans	Awd Date: 2019 Anticipated Fed Cat: S.T.P.																	
TIP #:	Future Cost: 0 Estimate Total: 233																	

* Subject to the approval of the Transportation Improvement Plan by the governing Metropolitan Planning Organization.

Apr-22-2016

Section 4 - 22

District Southwest

Dollars in Thousands



2017-2021 Highway and Bridge Construction Schedule

Transportation Planning

P.O. Box 270
Jefferson City, MO 65102

Construction contingency applied to construction cost in the year the project is awarded.

Three percent project growth factor compounded annually is applied to right-of-way and construction costs in program years 2, 3, 4, and 5.

No inflation is applied to the Funding From Other Sources (FFOS) or Payments.

Engineering includes PE costs, CE costs and R/W incidentals.

Construction contingency applied to construction cost in the year the project is awarded. Three percent project growth factor compounded annually is applied to right-of-way and construction costs in program years 2, 3, 4, and 5. No inflation is applied to the Funding From Other Sources (FFOS) or Payments. Engineering includes PE costs, CE costs and R/W incidentals.											STATE FISCAL YEAR PROJECT BUDGETING						
											Prior Prog.	7/2016- 6/2017	7/2017- 6/2018	7/2018- 6/2019	7/2019- 6/2020	7/2020- 6/2021	
County: Taney	Pavement improvements from north of Shepherd of the Hills Expressway to Rte. 65 in Branson.										Engineering:	7	52	0	0	0	0
Route: MO 248											R/W:	0	0	0	0	0	0
Job No.: 7S3090											Construction:	0	724	0	0	0	0
Length: 2.03	MPO: N					AC-State: 621	State: 155	Local: 0			FFOS:	0	0	0	0	0	
Fund Cat: Taking Care Of System											Payments:	0	0	0	0	0	0
Sec Cat: Thin Lift Overlay	Awd Date: Fall 16	Anticipated Fed Cat: S.T.P.															
TIP #:	Future Cost: 0				Estimate Total: 783												
County: Taney	Pavement improvements on the Ozark Mountain Highroad from 0.2 mile west of Rte. 65 to Rte. 76.										Engineering:	0	213	0	0	0	0
Route: MO 465											R/W:	0	0	0	0	0	0
Job No.: 7P3119											Construction:	0	3,406	0	0	0	0
Length: 7.61	MPO: N					AC-State: 2,895	State: 724	Local: 0			FFOS:	0	0	0	0	0	
Fund Cat: Taking Care Of System											Payments:	0	0	0	0	0	0
Sec Cat: Thin Lift Overlay	Awd Date: Fall 16	Anticipated Fed Cat: NHPP															
TIP #:	Future Cost: 0				Estimate Total: 3,619												
County: Taney	Pavement improvements from 0.9 mile north of Rte. 465 to the Arkansas State line.										Engineering:	5	436	0	0	0	0
Route: US 65											R/W:	0	0	0	0	0	0
Job No.: 7P3076											Construction:	0	7,027	0	0	0	0
Length: 17.01	MPO: N					AC-State: 5,971	State: 1,492	Local: 0			FFOS:	0	0	0	0	0	
Fund Cat: Taking Care Of System											Payments:	0	0	0	0	0	0
Sec Cat: Thin Lift Overlay	Awd Date: Fall 16	Anticipated Fed Cat: NHPP Federal Oversight															
TIP #:	Future Cost: 0				Estimate Total: 7,468												
County: Taney	Pavement improvements from south of the Lake Taneycomo bridge to 0.2 mile east of Rte. 65. Project involves bridges J0710 and J0774.										Engineering:	0	28	0	0	0	0
Route: BU 65											R/W:	0	0	0	0	0	0
Job No.: 7S3102											Construction:	0	359	0	0	0	0
Length: 1.38	MPO: N					AC-State: 309	State: 78	Local: 0			FFOS:	0	0	0	0	0	
Fund Cat: Taking Care Of System											Payments:	0	0	0	0	0	0
Sec Cat: Thin Lift Overlay	Awd Date: Fall 16	Anticipated Fed Cat: S.T.P.															
TIP #:	Future Cost: 0				Estimate Total: 387												
County: Taney	ADA Transition Plan improvements from Rte. BB to 0.1 mile south of St. James Street in Hollister. Project involves bridge J0774. \$324,000 Statewide Transportation Alternatives funds.										Engineering:	0	114	0	0	0	0
Route: BU 65											R/W:	0	2	0	0	0	0
Job No.: 7S3106											Construction:	0	405	0	0	0	0
Length: 0.53	MPO: N					Fed: 417	State: 104	Local: 0			FFOS:	0	324	0	0	0	
Fund Cat: Taking Care Of System											Payments:	0	0	0	0	0	0
Sec Cat: N- Ada Trans	Awd Date: Winter 17	Anticipated Fed Cat: S.T.P.															
TIP #:	Future Cost: 0				Estimate Total: 521												

* Subject to the approval of the Transportation Improvement Plan by the governing Metropolitan Planning Organization.

Apr-22-2016

Section 4 - 23

District Southwest

Dollars in Thousands



2017-2021 Highway and Bridge Construction Schedule

Transportation Planning

P.O. Box 270
Jefferson City, MO 65102

Construction contingency applied to construction cost in the year the project is awarded.

Three percent project growth factor compounded annually is applied to right-of-way and construction costs in program years 2, 3, 4, and 5.

No inflation is applied to the Funding From Other Sources (FFOS) or Payments.

Engineering includes PE costs, CE costs and R/W incidentals.

						STATE FISCAL YEAR PROJECT BUDGETING					
						Prior Prog.	7/2016-6/2017	7/2017-6/2018	7/2018-6/2019	7/2019-6/2020	7/2020-6/2021
County: Taney	ADA Transition Plan improvements from west of 6th Street to west of Lake Taneycomo in	Engineering:	48	232	0	0	0	0	0	0	0
Route: MO 76	Branson. \$422,000 Statewide Transportation Alternatives funds.	R/W:	0	2	0	0	0	0	0	0	0
Job No.: 7P2193F		Construction:	0	527	0	0	0	0	0	0	0
Length: 0.84	MPO: N	FFOS:	0	422	0	0	0	0	0	0	0
Fund Cat: Taking Care Of System	Fed: 609 State: 152 Local: 0	Payments:	0	0	0	0	0	0	0	0	0
Sec Cat: N- Ada Trans	Awd Date: Winter 17	Anticipated Fed Cat: S.T.P.									
TIP #: Future Cost: 0	Estimate Total: 809										
County: Taney	Bridge improvements over Kentucky Creek. Project involves bridge X0331.	Engineering:	217	153	0	0	0	0	0	0	0
Route: MO 76		R/W:	0	2	0	0	0	0	0	0	0
Job No.: 7S3087		Construction:	0	1,272	0	0	0	0	0	0	0
Length: 0.07	MPO: N	FFOS:	0	0	0	0	0	0	0	0	0
Fund Cat: Taking Care Of System	Fed: 1,143 State: 284 Local: 0	Payments:	0	0	0	0	0	0	0	0	0
Sec Cat: Rehab And Reconst	Awd Date: Spring 17	Anticipated Fed Cat: NHPP									
TIP #: Future Cost: 0	Estimate Total: 1,644										
County: Taney	Bridge improvements over Beaver Creek. Project involves bridge X0355.	Engineering:	343	174	0	0	0	0	0	0	0
Route: MO 76		R/W:	0	2	0	0	0	0	0	0	0
Job No.: 7S3087B		Construction:	0	1,578	0	0	0	0	0	0	0
Length: 0.10	MPO: N	FFOS:	0	0	0	0	0	0	0	0	0
Fund Cat: Taking Care Of System	Fed: 1,404 State: 350 Local: 0	Payments:	0	0	0	0	0	0	0	0	0
Sec Cat: Rehab And Reconst	Awd Date: Spring 17	Anticipated Fed Cat: NHPP									
TIP #: Future Cost: 0	Estimate Total: 2,097										
County: Taney	Bridge improvements over Caney Creek. Project involves bridge X0354.	Engineering:	244	143	0	0	0	0	0	0	0
Route: MO 76		R/W:	0	2	0	0	0	0	0	0	0
Job No.: 7S3087C		Construction:	0	1,192	0	0	0	0	0	0	0
Length: 0.06	MPO: N	FFOS:	0	0	0	0	0	0	0	0	0
Fund Cat: Taking Care Of System	Fed: 1,071 State: 266 Local: 0	Payments:	0	0	0	0	0	0	0	0	0
Sec Cat: Rehab And Reconst	Awd Date: Spring 17	Anticipated Fed Cat: NHPP									
TIP #: Future Cost: 0	Estimate Total: 1,581										
County: Taney	Pavement and safety improvements from east of Rte. 65 in Branson to Bull Shoals Lake.	Engineering:	11	256	0	0	0	0	0	0	0
Route: MO 76	\$597,000 Open Container Funds.	R/W:	0	0	0	0	0	0	0	0	0
Job No.: 7S3094		Construction:	0	1,813	0	0	0	0	0	0	0
Length: 12.28	MPO: N	FFOS:	0	597	0	0	0	0	0	0	0
Fund Cat: Taking Care Of System	Fed: 1,655 State: 414 Local: 0	Payments:	0	0	0	0	0	0	0	0	0
Sec Cat: Thin Lift Overlay	Awd Date: Fall 16	Anticipated Fed Cat: S.T.P.									
TIP #: Future Cost: 0	Estimate Total: 2,080										

* Subject to the approval of the Transportation Improvement Plan by the governing Metropolitan Planning Organization.

Apr-22-2016

Section 4 - 24

District Southwest

Dollars in Thousands



2017-2021 Highway and Bridge Construction Schedule

Transportation Planning

P.O. Box 270
Jefferson City, MO 65102

Construction contingency applied to construction cost in the year the project is awarded.

Three percent project growth factor compounded annually is applied to right-of-way and construction costs in program years 2, 3, 4, and 5.

No inflation is applied to the Funding From Other Sources (FFOS) or Payments.

Engineering includes PE costs, CE costs and R/W incidentals.

Construction contingency applied to construction cost in the year the project is awarded. Three percent project growth factor compounded annually is applied to right-of-way and construction costs in program years 2, 3, 4, and 5. No inflation is applied to the Funding From Other Sources (FFOS) or Payments. Engineering includes PE costs, CE costs and R/W incidentals.							STATE FISCAL YEAR PROJECT BUDGETING					
							Prior Prog.	7/2016- 6/2017	7/2017- 6/2018	7/2018- 6/2019	7/2019- 6/2020	7/2020- 6/2021
County: Taney Route: MO 76 Job No.: 8O2373 Length: 4.74 MPO: N Fund Cat: Flexible & Other Fed: 715 State: 178 Local: 0 Sec Cat: Enhancements Awd Date: N/A Anticipated Fed Cat: S.T.P. Federal Oversight TIP #: Future Cost: 75,001 - 100,000 Estimate Total: 1,015	Engineering: R/W: Construction: FFOS: Payments:	122 0 0 0 0	89 0 800 413 0	1 0 0 0 0	1 0 0 0 0	1 0 0 0 0						
County: Taney Route: MO 76 Job No.: 8P2226 Length: 0.23 MPO: N Fund Cat: Taking Care Of System Fed: 7,090 State: 1,773 Local: 0 Sec Cat: Rehab And Reconst Awd Date: Spring 17 Anticipated Fed Cat: NHPP TIP #: Future Cost: 0 Estimate Total: 9,741	Engineering: R/W: Construction: FFOS: Payments:	705 173 0 0 0	1,506 0 7,357 0 0	0 0 0 0 0	0 0 0 0 0	0 0 0 0 0						
County: Taney Route: MO 76 Job No.: 8P2386 Length: 0.11 MPO: N Fund Cat: Safety Fed: 49 State: 6 Local: 0 Sec Cat: Safety Awd Date: Fall 16 Anticipated Fed Cat: Safety TIP #: Future Cost: 0 Estimate Total: 61	Engineering: R/W: Construction: FFOS: Payments:	6 0 0 0 0	7 0 48 0 0	0 0 0 0 0	0 0 0 0 0	0 0 0 0 0						
County: Taney Route: MO 76 Job No.: 8P2402 Length: 0.06 MPO: N Fund Cat: Safety Fed: 73 State: 9 Local: 0 Sec Cat: Awd Date: Fall 16 Anticipated Fed Cat: Safety TIP #: Future Cost: 0 Estimate Total: 95	Engineering: R/W: Construction: FFOS: Payments:	13 0 0 0 0	6 0 76 0 0	0 0 0 0 0	0 0 0 0 0	0 0 0 0 0						
County: Taney Route: RT T Job No.: 7S3124 Length: 12.14 MPO: N Fund Cat: Taking Care Of System AC-State: 1,656 State: 414 Local: 0 Sec Cat: Thin Lift Overlay Awd Date: Fall 17 Anticipated Fed Cat: S.T.P. TIP #: Future Cost: 0 Estimate Total: 2,070	Engineering: R/W: Construction: FFOS: Payments:	0 0 0 0 0	15 0 0 0 0	100 0 1,955 0 0	0 0 0 0 0	0 0 0 0 0						

* Subject to the approval of the Transportation Improvement Plan by the governing Metropolitan Planning Organization.

Apr-22-2016

Section 4 - 25

District Southwest

Dollars in Thousands



2017-2021 Highway and Bridge Construction Schedule

Transportation Planning

P.O. Box 270
Jefferson City, MO 65102

Construction contingency applied to construction cost in the year the project is awarded.

Three percent project growth factor compounded annually is applied to right-of-way and construction costs in program years 2, 3, 4, and 5.

No inflation is applied to the Funding From Other Sources (FFOS) or Payments.

Engineering includes PE costs, CE costs and R/W incidentals.

						STATE FISCAL YEAR PROJECT BUDGETING					
						Prior Prog.	7/2016- 6/2017	7/2017- 6/2018	7/2018- 6/2019	7/2019- 6/2020	7/2020- 6/2021
County: Various	Safety projects at various locations in the rural Southwest District. \$1,615,000 from	Engineering:	0	0	0	0	0	0	0	0	0
Route: Various	Statewide Open Container funds.	R/W:	0	0	0	0	0	0	0	0	0
Job No.: 0P3020H		Construction:	0	0	0	0	1,765	0			
Length: 0.00	MPO: N	FFOS:	0	0	0	0	1,615	0			
Fund Cat: Safety	Fed: 1,588 State: 177 Local: 0	Payments:	0	0	0	0	0	0	0	0	0
Sec Cat: Safety	Awd Date: 2020 Anticipated Fed Cat: Safety										
TIP #: Future Cost: 0 Estimate Total: 1,765											
County: Various	Safety projects at various locations in the rural Southwest District. \$1,615,000 from	Engineering:	0	0	0	0	0	0	0	0	0
Route: Various	Statewide Open Container funds.	R/W:	0	0	0	0	0	0	0	0	0
Job No.: 0P3021H		Construction:	0	0	0	0	0	0	1,818		
Length: 0.00	MPO: N	FFOS:	0	0	0	0	0	0	1,615		
Fund Cat: Safety	Fed: 1,636 State: 182 Local: 0	Payments:	0	0	0	0	0	0	0	0	0
Sec Cat: Safety	Awd Date: 2021 Anticipated Fed Cat: Safety										
TIP #: Future Cost: 0 Estimate Total: 1,818											
County: Various	ADA Transition Plan improvements at various locations in the rural Southwest District. \$1,323,000 from Statewide Transportation Alternatives funds.	Engineering:	0	0	0	0	0	0	0	0	0
Route: Various		R/W:	0	0	0	0	0	0	0	0	0
Job No.: 0S3020H		Construction:	0	0	0	0	0	1,446	0		
Length: 0.00	MPO: N	FFOS:	0	0	0	0	1,323	0			
Fund Cat: Taking Care Of System	Fed: 1,157 State: 289 Local: 0	Payments:	0	0	0	0	0	0	0	0	0
Sec Cat: N- Ada Trans	Awd Date: 2020 Anticipated Fed Cat: S.T.P.										
TIP #: Future Cost: 0 Estimate Total: 1,446											
County: Various	ADA Transition Plan improvements at various locations in the rural Southwest District. \$1,323,000 from Statewide Transportation Alternatives funds.	Engineering:	0	0	0	0	0	0	0	0	0
Route: Various		R/W:	0	0	0	0	0	0	0	0	0
Job No.: 0S3021H		Construction:	0	0	0	0	0	0	1,489		
Length: 0.00	MPO: N	FFOS:	0	0	0	0	0	0	1,323		
Fund Cat: Taking Care Of System	Fed: 1,191 State: 298 Local: 0	Payments:	0	0	0	0	0	0	0	0	0
Sec Cat: N- Ada Trans	Awd Date: 2021 Anticipated Fed Cat: S.T.P.										
TIP #: Future Cost: 0 Estimate Total: 1,489											
County: Various	Job Order Contracting for guard cable and guardrail repair at various locations in the rural Southwest District.	Engineering:	6	1	1	4	36	0			
Route: Various		R/W:	0	0	0	0	0	0	0	0	0
Job No.: 7P3008		Construction:	0	0	0	0	557	0			
Length: 0.00	MPO: Y	FFOS:	0	0	0	0	0	0	0	0	0
Fund Cat: Taking Care Of System	Fed: 480 State: 119 Local: 0	Payments:	0	0	0	0	0	0	0	0	0
Sec Cat: Routine Maintenance	Awd Date: 2020 Anticipated Fed Cat: S.T.P.										
TIP #: Future Cost: 0 Estimate Total: 605											

* Subject to the approval of the Transportation Improvement Plan by the governing Metropolitan Planning Organization.

Apr-22-2016

Section 4 - 26

District Southwest

Dollars in Thousands



2017-2021 Highway and Bridge Construction Schedule

Transportation Planning

P.O. Box 270
Jefferson City, MO 65102

Construction contingency applied to construction cost in the year the project is awarded.

Three percent project growth factor compounded annually is applied to right-of-way and construction costs in program years 2, 3, 4, and 5.

No inflation is applied to the Funding From Other Sources (FFOS) or Payments.

Engineering includes PE costs, CE costs and R/W incidentals.

						STATE FISCAL YEAR PROJECT BUDGETING					
						Prior Prog.	7/2016- 6/2017	7/2017- 6/2018	7/2018- 6/2019	7/2019- 6/2020	7/2020- 6/2021
County: Various	Chip seal pavement improvements on various routes in the rural Southwest District.					Engineering:	0	101	0	0	0
Route: Various	\$1,802,000 District Operations budget.					R/W:	0	0	0	0	0
Job No.: 7P3166						Construction:	0	1,802	0	0	0
Length: 0.00	MPO: N				AC-State: 1,522 State: 381 Local: 0	FFOS:	0	1,802	0	0	0
Fund Cat: Taking Care Of System			Awd Date: Winter 17	Anticipated Fed Cat: S.T.P.		Payments:	0	0	0	0	0
Sec Cat: Preventive Maint			Future Cost: 0	Estimate Total: 1,903							
TIP #:						Engineering:	0	98	0	0	0
County: Various	Chip seal pavement improvements on various routes in the rural Southwest District.					R/W:	0	0	0	0	0
Route: Various	\$1,756,000 District Operations budget.					Construction:	0	1,756	0	0	0
Job No.: 7P3167						FFOS:	0	1,756	0	0	0
Length: 0.00	MPO: N				AC-State: 1,484 State: 370 Local: 0	Payments:	0	0	0	0	0
Fund Cat: Taking Care Of System			Awd Date: Winter 17	Anticipated Fed Cat: S.T.P.							
Sec Cat: Preventive Maint			Future Cost: 0	Estimate Total: 1,854							
TIP #:						Engineering:	0	2	667	0	0
County: Various	Safety improvements at various expressway intersections in the rural Southwest District.					R/W:	0	0	0	0	0
Route: Various						Construction:	0	0	5,253	0	0
Job No.: 7P3175						FFOS:	0	0	0	0	0
Length: 0.00	MPO: N				Fed: 5,331 State: 591 Local: 0	Payments:	0	0	0	0	0
Fund Cat: Safety			Awd Date: 2018	Anticipated Fed Cat: Safety							
Sec Cat: Safety			Future Cost: 0	Estimate Total: 5,922							
TIP #:						Engineering:	0	284	360	0	0
County: Various	Intersection improvements at various locations in the rural Southwest District.					R/W:	0	100	0	0	0
Route: Various						Construction:	0	0	5,253	0	0
Job No.: 7P3187						FFOS:	0	0	0	0	0
Length: 0.00	MPO: Y				Fed: 4,797 State: 1,200 Local: 0	Payments:	0	0	0	0	0
Fund Cat: Flexible & Other			Awd Date: 2018	Anticipated Fed Cat: S.T.P.							
Sec Cat: Regional			Future Cost: 0	Estimate Total: 5,997							
TIP #:						Engineering:	0	2	2	2	92
County: Various	Pavement improvements on various major routes in the rural Southwest District.					R/W:	0	0	0	0	0
Route: Various						Construction:	0	0	0	0	11,480
Job No.: 7P3188						FFOS:	0	0	0	0	0
Length: 0.00	MPO: N				Fed: 9,696 State: 2,422 Local: 0	Payments:	0	0	0	0	0
Fund Cat: Taking Care Of System			Awd Date: 2021	Anticipated Fed Cat: NHPP							
Sec Cat: Thin Lift Overlay			Future Cost: 0	Estimate Total: 12,118							
TIP #:											

* Subject to the approval of the Transportation Improvement Plan by the governing Metropolitan Planning Organization.

Apr-22-2016

Section 4 - 27

District Southwest

Dollars in Thousands



2017-2021 Highway and Bridge Construction Schedule

Transportation Planning

P.O. Box 270
Jefferson City, MO 65102

Construction contingency applied to construction cost in the year the project is awarded.

Three percent project growth factor compounded annually is applied to right-of-way and construction costs in program years 2, 3, 4, and 5.

No inflation is applied to the Funding From Other Sources (FFOS) or Payments.

Engineering includes PE costs, CE costs and R/W incidentals.

Construction contingency applied to construction cost in the year the project is awarded. Three percent project growth factor compounded annually is applied to right-of-way and construction costs in program years 2, 3, 4, and 5. No inflation is applied to the Funding From Other Sources (FFOS) or Payments. Engineering includes PE costs, CE costs and R/W incidentals.						STATE FISCAL YEAR PROJECT BUDGETING					
						Prior Prog.	7/2016- 6/2017	7/2017- 6/2018	7/2018- 6/2019	7/2019- 6/2020	7/2020- 6/2021
County: Various Route: Various Job No.: 7P3190 Length: 0.00 MPO: N Fund Cat: Taking Care Of System Fed: 10,193 State: 2,547 Local: 0 Sec Cat: Rehab And Reconst Awd Date: 2021 Anticipated Fed Cat: NHPP TIP #: Future Cost: 0 Estimate Total: 12,740	Engineering: R/W: Construction: FFOS: Payments:	0 0 0 0 0 0	2 0 0 0 0 0	2 0 0 0 0 0	2 0 0 0 0 0	474 0 0 0 0 0	780 0 11,480 0 0 0				
County: Various Route: Various Job No.: 7P3191 Length: 0.00 MPO: N Fund Cat: Taking Care Of System Fed: 4,965 State: 1,240 Local: 0 Sec Cat: Rehab And Reconst Awd Date: 2020 Anticipated Fed Cat: NHPP TIP #: Future Cost: 0 Estimate Total: 6,205	Engineering: R/W: Construction: FFOS: Payments:	0 0 0 0 0 0	2 0 0 0 0 0	2 0 0 0 0 0	237 0 0 0 0 0	391 0 5,573 0 0 0	0 0 0 0 0 0				
County: Various Route: Various Job No.: 7P3193 Length: 0.00 MPO: N Fund Cat: Taking Care Of System Fed: 6,651 State: 1,661 Local: 0 Sec Cat: Thin Lift Overlay Awd Date: 2020 Anticipated Fed Cat: NHPP TIP #: Future Cost: 0 Estimate Total: 8,312	Engineering: R/W: Construction: FFOS: Payments:	0 0 0 0 0 0	2 0 0 0 0 0	2 0 0 0 0 0	74 0 0 0 0 0	432 0 7,802 0 0 0	0 0 0 0 0 0				
County: Various Route: Various Job No.: 7S3189 Length: 0.00 MPO: N Fund Cat: Taking Care Of System Fed: 4,849 State: 1,210 Local: 0 Sec Cat: Thin Lift Overlay Awd Date: 2021 Anticipated Fed Cat: S.T.P. TIP #: Future Cost: 0 Estimate Total: 6,059	Engineering: R/W: Construction: FFOS: Payments:	0 0 0 0 0 0	2 0 0 0 0 0	2 0 0 0 0 0	2 0 0 0 0 0	42 0 0 0 0 0	271 0 5,740 0 0 0				
County: Various Route: Various Job No.: 8P2240 Length: 0.00 MPO: Y Fund Cat: Taking Care Of System Fed: 1,454 State: 362 Local: 0 Sec Cat: Routine Maintenance Awd Date: 2018 Anticipated Fed Cat: S.T.P. TIP #: Future Cost: 0 Estimate Total: 1,823	Engineering: R/W: Construction: FFOS: Payments:	7 0 0 0 0 0	2 0 0 0 0 0	339 0 1,475 0 0 0	0 0 0 0 0 0	0 0 0 0 0 0	0 0 0 0 0 0				

* Subject to the approval of the Transportation Improvement Plan by the governing Metropolitan Planning Organization.

Apr-22-2016

Section 4 - 28

District Southwest

Dollars in Thousands



2017-2021 Highway and Bridge Construction Schedule

Transportation Planning

P.O. Box 270
Jefferson City, MO 65102

Construction contingency applied to construction cost in the year the project is awarded.

Three percent project growth factor compounded annually is applied to right-of-way and construction costs in program years 2, 3, 4, and 5.

No inflation is applied to the Funding From Other Sources (FFOS) or Payments.

Engineering includes PE costs, CE costs and R/W incidentals.

Construction contingency applied to construction cost in the year the project is awarded. Three percent project growth factor compounded annually is applied to right-of-way and construction costs in program years 2, 3, 4, and 5. No inflation is applied to the Funding From Other Sources (FFOS) or Payments. Engineering includes PE costs, CE costs and R/W incidentals.												STATE FISCAL YEAR PROJECT BUDGETING					
												Prior Prog.	7/2016- 6/2017	7/2017- 6/2018	7/2018- 6/2019	7/2019- 6/2020	7/2020- 6/2021
County: Vernon	Job Order Contracting for pavement repair from Rte. 54 in Vernon County to I-44 in Jasper County.					Engineering:	0	11	0	0	0	0					
Route: IS 49						R/W:	0	0	0	0	0	0					
Job No.: 013003X						Construction:	0	150	0	0	0	0					
Length: 55.94	MPO: N					FFOS:	0	0	0	0	0	0					
Fund Cat: Statewide Interstate And Major Bridge	AC-State: 145	State: 16	Local: 0			Payments:	0	0	0	0	0	0					
Sec Cat: Preventive Maint	Awd Date: Winter 17	Anticipated Fed Cat: NHPP															
TIP #:	Future Cost: 0	Estimate Total: 161															
County: Vernon	Pavement improvements east of Rte. AA.					Engineering:	2	43	0	0	0	0					
Route: US 54						R/W:	0	0	0	0	0	0					
Job No.: 7P3092						Construction:	0	331	0	0	0	0					
Length: 0.67	MPO: N					FFOS:	0	0	0	0	0	0					
Fund Cat: Taking Care Of System	AC-State: 299	State: 75	Local: 0			Payments:	0	0	0	0	0	0					
Sec Cat: Rehab And Reconst	Awd Date: Fall 16	Anticipated Fed Cat: NHPP															
TIP #:	Future Cost: 0	Estimate Total: 376															
County: Vernon	Pavement improvements on Rte. 54 from Webster Street to I-49 and on Loop 49 through Nevada.					Engineering:	0	2	12	91	0	0					
Route: US 54						R/W:	0	0	0	0	0	0					
Job No.: 7P3132						Construction:	0	0	0	1,784	0	0					
Length: 5.34	MPO: N					FFOS:	0	0	0	0	0	0					
Fund Cat: Taking Care Of System	Fed: 1,512	State: 377	Local: 0			Payments:	0	0	0	0	0	0					
Sec Cat: Thin Lift Overlay	Awd Date: 2019	Anticipated Fed Cat: NHPP															
TIP #:	Future Cost: 0	Estimate Total: 1,889															
County: Vernon	ADA Transition Plan improvements at various locations from Webster Street to Woodland Street in Nevada. \$555,000 Statewide Transportation Alternatives funds.					Engineering:	0	10	30	69	0	0					
Route: US 54						R/W:	0	0	2	0	0	0					
Job No.: 7P3165						Construction:	0	0	0	734	0	0					
Length: 2.98	MPO: N					FFOS:	0	0	0	555	0	0					
Fund Cat: Taking Care Of System	Fed: 677	State: 168	Local: 0			Payments:	0	0	0	0	0	0					
Sec Cat: N- Ada Trans	Awd Date: 2019	Anticipated Fed Cat: S.T.P.															
TIP #:	Future Cost: 0	Estimate Total: 845															
County: Vernon	Preventive maintenance on bridges in Barton, Dade, Jasper and Vernon counties. Project involves bridges L0307, R0016, T0777, N0392, N0741, R0613 and R0043.					Engineering:	0	153	0	0	0	0					
Route: RT B						R/W:	0	0	0	0	0	0					
Job No.: 7P2229C						Construction:	0	919	0	0	0	0					
Length: 0.32	MPO: N					FFOS:	0	0	0	0	0	0					
Fund Cat: Taking Care Of System	Fed: 857	State: 215	Local: 0			Payments:	0	0	0	0	0	0					
Sec Cat: Preventive Maint	Awd Date: Winter 17	Anticipated Fed Cat: NHPP															
TIP #:	Future Cost: 0	Estimate Total: 1,072															

* Subject to the approval of the Transportation Improvement Plan by the governing Metropolitan Planning Organization.

Apr-22-2016

Section 4 - 29

District Southwest

Dollars in Thousands



2017-2021 Highway and Bridge Construction Schedule

Transportation Planning

P.O. Box 270
Jefferson City, MO 65102

Construction contingency applied to construction cost in the year the project is awarded.

Three percent project growth factor compounded annually is applied to right-of-way and construction costs in program years 2, 3, 4, and 5.

No inflation is applied to the Funding From Other Sources (FFOS) or Payments.

Engineering includes PE costs, CE costs and R/W incidentals.

Construction contingency applied to construction cost in the year the project is awarded. Three percent project growth factor compounded annually is applied to right-of-way and construction costs in program years 2, 3, 4, and 5. No inflation is applied to the Funding From Other Sources (FFOS) or Payments. Engineering includes PE costs, CE costs and R/W incidentals.												STATE FISCAL YEAR PROJECT BUDGETING						
												Prior Prog.	7/2016- 6/2017	7/2017- 6/2018	7/2018- 6/2019	7/2019- 6/2020	7/2020- 6/2021	
County: Vernon	Bridge improvements over the West Fork of Clear Creek. Project involves bridge N0772.											Engineering:	81	368	0	0	0	0
Route: RT K												R/W:	0	0	0	0	0	0
Job No.: 7P2228M												Construction:	0	745	0	0	0	0
Length: 0.05	MPO: N										FFOS:	0	0	0	0	0		
Fund Cat: Taking Care Of System										Fed: 890	State: 223	Local: 0						
Sec Cat: Rehab And Reconst	Awd Date: Fall 16	Anticipated Fed Cat: NHPP									Payments:	0	0	0	0	0		
TIP #:	Future Cost: 0	Estimate Total: 1,194																
County: Vernon	Bridge improvements over fork of Little Drywood Creek 2.3 miles west of Rte. 71. Project involves bridge R0288.											Engineering:	266	40	51	0	0	0
Route: RT N												R/W:	10	0	0	0	0	0
Job No.: 7S0548												Construction:	0	0	662	0	0	0
Length: 0.05	MPO: N										FFOS:	0	0	0	0	0		
Fund Cat: Taking Care Of System										Fed: 603	State: 150	Local: 0						
Sec Cat: Rehab And Reconst	Awd Date: Fall 17	Anticipated Fed Cat: NHPP									Payments:	0	0	0	0	0		
TIP #:	Future Cost: 0	Estimate Total: 1,029																
County: Webster	Job Order Contracting for pavement repair in Webster County.											Engineering:	0	7	0	0	0	0
Route: IS 44												R/W:	0	0	0	0	0	0
Job No.: 0I3003P												Construction:	0	100	0	0	0	0
Length: 20.76	MPO: N										FFOS:	0	0	0	0	0		
Fund Cat: Statewide Interstate And Major Bridge										Fed: 96	State: 11	Local: 0						
Sec Cat: Preventive Maint	Awd Date: Winter 17	Anticipated Fed Cat: NHPP									Payments:	0	0	0	0	0		
TIP #:	Future Cost: 0	Estimate Total: 107																
County: Webster	Pavement improvements on disconnected sections from the Greene County line to 2.3 miles east of Rtes. M and J in Conway.											Engineering:	81	486	0	0	0	0
Route: IS 44												R/W:	0	0	0	0	0	0
Job No.: 7I3075												Construction:	0	6,197	0	0	0	0
Length: 24.58	MPO: N										FFOS:	0	0	0	0	0		
Fund Cat: Statewide Interstate And Major Bridge										Fed: 6,014	State: 669	Local: 0						
Sec Cat: Preventive Maint	Awd Date: Fall 16	Anticipated Fed Cat: NHPP									Payments:	0	0	0	0	0		
TIP #:	Future Cost: 0	Estimate Total: 6,764																
County: Webster	Safety improvements on the eastbound lanes at Rte. B.											Engineering:	22	77	0	0	0	0
Route: IS 44												R/W:	0	0	0	0	0	0
Job No.: 7I3099												Construction:	0	434	0	0	0	0
Length: 1.33	MPO: N										FFOS:	0	0	0	0	0		
Fund Cat: Safety										Fed: 460	State: 51	Local: 0						
Sec Cat: Safety	Awd Date: Fall 16	Anticipated Fed Cat: Safety									Payments:	0	0	0	0	0		
TIP #:	Future Cost: 0	Estimate Total: 533																

* Subject to the approval of the Transportation Improvement Plan by the governing Metropolitan Planning Organization.

Apr-22-2016

Section 4 - 30

District Southwest

Dollars in Thousands



2017-2021 Highway and Bridge Construction Schedule

Transportation Planning

P.O. Box 270
Jefferson City, MO 65102

Construction contingency applied to construction cost in the year the project is awarded.

Three percent project growth factor compounded annually is applied to right-of-way and construction costs in program years 2, 3, 4, and 5.

No inflation is applied to the Funding From Other Sources (FFOS) or Payments.

Engineering includes PE costs, CE costs and R/W incidentals.

Construction contingency applied to construction cost in the year the project is awarded. Three percent project growth factor compounded annually is applied to right-of-way and construction costs in program years 2, 3, 4, and 5. No inflation is applied to the Funding From Other Sources (FFOS) or Payments. Engineering includes PE costs, CE costs and R/W incidentals.							STATE FISCAL YEAR PROJECT BUDGETING						
							Prior Prog.	7/2016- 6/2017	7/2017- 6/2018	7/2018- 6/2019	7/2019- 6/2020	7/2020- 6/2021	
County: Webster	Bridge improvements over Finley Creek. Project involves bridge Y0772.						Engineering:	70	273	0	0	0	0
Route: RT BB							R/W:	0	2	0	0	0	0
Job No.: 7P2228J							Construction:	0	546	0	0	0	0
Length: 0.04	MPO: N							FFOS:	0	0	0	0	0
Fund Cat: Taking Care Of System	Fed: 657 State: 164 Local: 0						Payments:	0	0	0	0	0	0
Sec Cat: Rehab And Reconst	Awd Date: Winter 17	Anticipated Fed Cat: NHPP											
TIP #:	Future Cost: 0	Estimate Total: 891											
County: Webster	Bridge improvements over the James River and on Rte. B over the James River. Project involves bridges R0345 and X0793.						Engineering:	6	138	142	0	0	0
Route: RT KK							R/W:	0	0	0	0	0	0
Job No.: 7P3044							Construction:	0	0	1,224	0	0	0
Length: 0.11	MPO: N							FFOS:	0	0	0	0	0
Fund Cat: Taking Care Of System	Fed: 1,203 State: 301 Local: 0						Payments:	0	0	0	0	0	0
Sec Cat: Rehab And Reconst	Awd Date: Fall 17	Anticipated Fed Cat: NHPP											
TIP #:	Future Cost: 0	Estimate Total: 1,510											
County: Webster	Pavement and safety improvements on Rte. OO from Rte. B to Rte. 38, on Rte. C from Rte. 38 to Rte. 60 and on Rte. BB from Rte. K to Rte. 14 in Douglas County. \$368,000 Open Container funds.						Engineering:	0	2	30	207	0	0
Route: RT OO							R/W:	0	0	0	0	0	0
Job No.: 7S3146							Construction:	0	0	0	3,649	0	0
Length: 24.82	MPO: N							FFOS:	0	0	0	368	0
Fund Cat: Taking Care Of System	Fed: 3,111 State: 777 Local: 0						Payments:	0	0	0	0	0	0
Sec Cat: Thin Lift Overlay	Awd Date: 2019	Anticipated Fed Cat: S.T.P.											
TIP #:	Future Cost: 0	Estimate Total: 3,888											
County: Webster	Pavement and safety improvements from Rte. 60 to Rte. U.						Engineering:	0	2	20	0	0	0
Route: RT VV							R/W:	0	0	0	0	0	0
Job No.: 7S3121							Construction:	0	0	375	0	0	0
Length: 3.03	MPO: N							FFOS:	0	0	0	0	0
Fund Cat: Taking Care Of System	AC-State: 318 State: 79 Local: 0						Payments:	0	0	0	0	0	0
Sec Cat: Thin Lift Overlay	Awd Date: Fall 17	Anticipated Fed Cat: S.T.P.											
TIP #:	Future Cost: 0	Estimate Total: 397											

* Subject to the approval of the Transportation Improvement Plan by the governing Metropolitan Planning Organization.

Apr-22-2016

Section 4 - 31

District Southwest

Dollars in Thousands



2017-2021 Highway and Bridge Construction Schedule

Transportation Planning

P.O. Box 270
Jefferson City, MO 65102

Construction contingency applied to construction cost in the year the project is awarded.
Three percent project growth factor compounded annually is applied to right-of-way and construction costs in program years 2, 3, 4, and 5.
No inflation is applied to the Funding From Other Sources (FFOS) or Payments.
Engineering includes PE costs, CE costs and R/W incidentals.

STATE FISCAL YEAR PROJECT BUDGETING						
	Prior Prog.	7/2016- 6/2017	7/2017- 6/2018	7/2018- 6/2019	7/2019- 6/2020	7/2020- 6/2021
FFOS:	0	7,446	6,208	2,905	3,033	2,938
Total R/W:	4,793	583	37	6	0	0
Total Construction:	0	85,317	83,990	75,722	38,254	32,168
Paybacks:	0	0	0	0	0	0
Sub-Total:	4,793	85,900	84,027	75,728	38,254	32,168
Total Engineering:	15,038	14,449	8,999	5,550	4,314	1,604
Grand Total:	19,831	100,349	93,026	81,278	42,568	33,772

	2017	2018	2019	2020	2021
State	18,394	15,722	13,410	8,321	6,572
AC-State	29,066	25,704	2,296	0	0
Local	0	0	0	0	0
Sub-total State	47,460	41,426	15,706	8,321	6,572

Federal					
Sub-total Federal	52,889	51,600	65,572	34,247	27,200
Grand Total	100,349	93,026	81,278	42,568	33,772

Project Count: 154

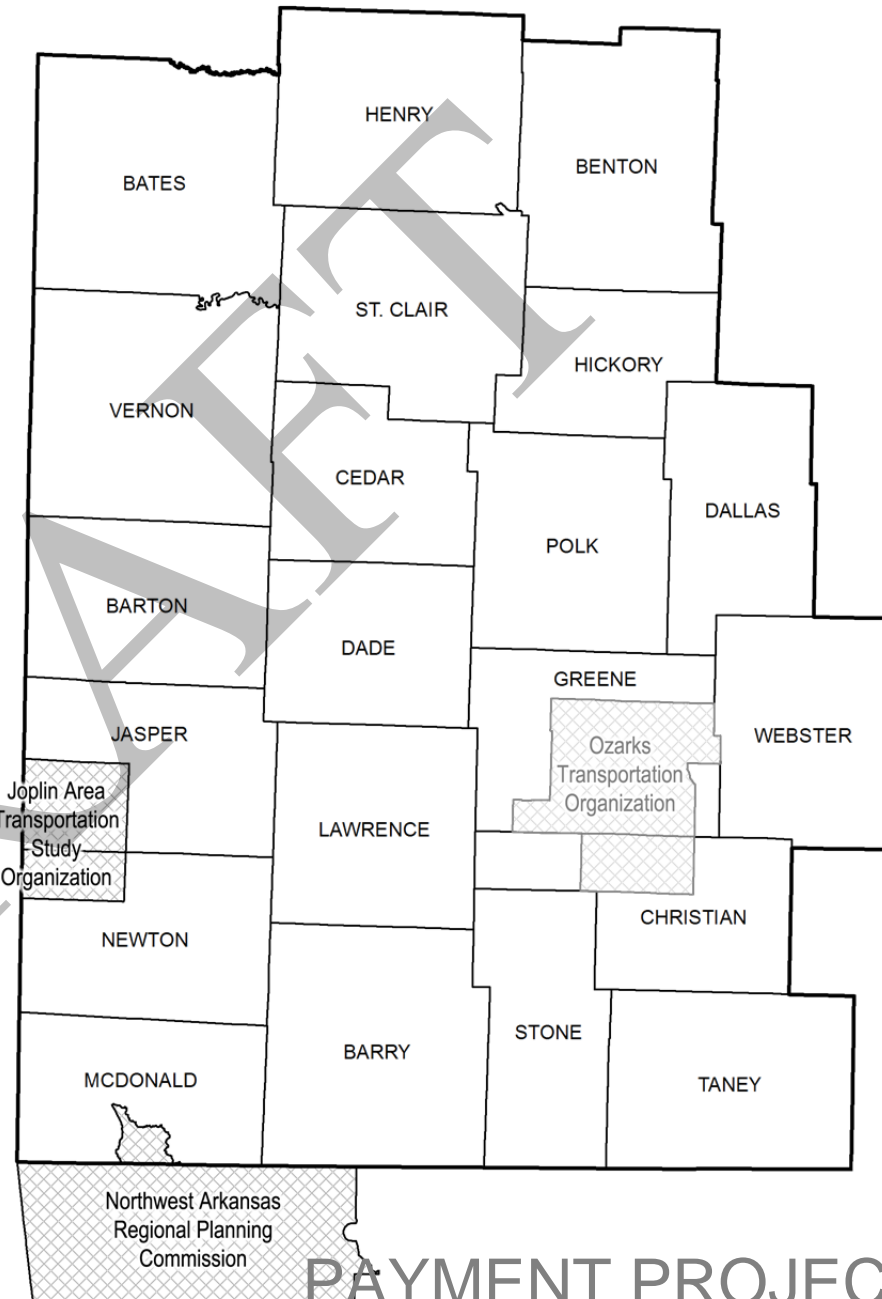
* Subject to the approval of the Transportation Improvement Plan by the governing Metropolitan Planning Organization.

Apr-22-2016

Section 4 - 1

District Southwest

Dollars in Thousands



MoDOT's Southwest District

(Note: The following MoDOT projects are located outside the Springfield Metropolitan Planning area boundary.)

PAYMENT PROJECTS



2017-2021 Highway and Bridge Construction Schedule

Transportation Planning

P.O. Box 270
Jefferson City, MO 65102

Construction contingency applied to construction cost in the year the project is awarded.

Three percent project growth factor compounded annually is applied to right-of-way and construction costs in program years 2, 3, 4, and 5.

No inflation is applied to the Funding From Other Sources (FFOS) or Payments.

Engineering includes PE costs, CE costs and R/W incidentals.

						STATE FISCAL YEAR PROJECT BUDGETING					
						Prior Prog.	7/2016-6/2017	7/2017-6/2018	7/2018-6/2019	7/2019-6/2020	7/2020-6/2021
County: Various	Payback beginning in SFY 2008 for Safe and Sound bridges in the rural Southwest District.	Engineering:	0	0	0	0	0	0	0	0	0
Route: Various		R/W:	59	0	0	0	0	0	0	0	0
Job No.: 5B0800W		Construction:	0	0	0	0	0	0	0	0	0
Length: 0.00	MPO: N	FFOS:	59	0	0	0	0	0	0	0	0
Fund Cat: Taking Care Of System	Fed: 0 State: 37,755 Local: 0	Payments:	20,272	7,551	7,551	7,551	7,551	7,551	7,551	7,551	7,551
Sec Cat: Rehab And Reconst	Awd Date: N/A Anticipated Fed Cat:										
TIP #:	Future Cost: 75,001 - 100,000 Estimate Total: 58,086										
County: Various	On-call work zone enforcement at various locations in the rural Southwest District.	Engineering:	0	1	3	0	0	0	0	0	0
Route: Various		R/W:	0	0	0	0	0	0	0	0	0
Job No.: 713109		Construction:	0	0	0	0	0	0	0	0	0
Length: 0.00	MPO: Y	FFOS:	0	0	0	0	0	0	0	0	0
Fund Cat: Safety	Fed: 26 State: 2 Local: 0	Payments:	0	0	24	0	0	0	0	0	0
Sec Cat: Safety	Awd Date: N/A Anticipated Fed Cat: Safety										
TIP #:	Future Cost: 0 Estimate Total: 28										
County: Various	On-call work zone enforcement at various locations in the rural Southwest District.	Engineering:	0	1	1	3	0	0	0	0	0
Route: Various		R/W:	0	0	0	0	0	0	0	0	0
Job No.: 713110		Construction:	0	0	0	0	0	0	0	0	0
Length: 0.00	MPO: Y	FFOS:	0	0	0	0	0	0	0	0	0
Fund Cat: Safety	Fed: 27 State: 2 Local: 0	Payments:	0	0	0	24	0	0	0	0	0
Sec Cat: Safety	Awd Date: N/A Anticipated Fed Cat: Safety										
TIP #:	Future Cost: 0 Estimate Total: 29										
County: Various	On-call work zone enforcement at various locations in the rural Southwest District.	Engineering:	1	3	0	0	0	0	0	0	0
Route: Various		R/W:	0	0	0	0	0	0	0	0	0
Job No.: 7P3080		Construction:	0	0	0	0	0	0	0	0	0
Length: 0.00	MPO: Y	FFOS:	0	0	0	0	0	0	0	0	0
Fund Cat: Safety	Fed: 25 State: 2 Local: 0	Payments:	0	24	0	0	0	0	0	0	0
Sec Cat: Safety	Awd Date: N/A Anticipated Fed Cat: Safety										
TIP #:	Future Cost: 0 Estimate Total: 28										
County: Various	Operations and management of Ozarks Traffic ITS in the rural Southwest District.	Engineering:	0	1	0	0	0	0	0	0	0
Route: Various		R/W:	0	0	0	0	0	0	0	0	0
Job No.: 7Q3001		Construction:	0	0	0	0	0	0	0	0	0
Length: 0.00	MPO: Y	FFOS:	0	0	0	0	0	0	0	0	0
Fund Cat: Flexible & Other	Fed: 14 State: 3 Local: 0	Payments:	0	16	0	0	0	0	0	0	0
Sec Cat: Systems Operations	Awd Date: N/A Anticipated Fed Cat: S.T.P.										
TIP #:	Future Cost: 0 Estimate Total: 17										

* Subject to the approval of the Transportation Improvement Plan by the governing Metropolitan Planning Organization.

Apr-22-2016

Section 4 - 1

District Southwest

Dollars in Thousands



2017-2021 Highway and Bridge Construction Schedule

Transportation Planning

P.O. Box 270
Jefferson City, MO 65102

Construction contingency applied to construction cost in the year the project is awarded.

Three percent project growth factor compounded annually is applied to right-of-way and construction costs in program years 2, 3, 4, and 5.

No inflation is applied to the Funding From Other Sources (FFOS) or Payments.

Engineering includes PE costs, CE costs and R/W incidentals.

Construction contingency applied to construction cost in the year the project is awarded. Three percent project growth factor compounded annually is applied to right-of-way and construction costs in program years 2, 3, 4, and 5. No inflation is applied to the Funding From Other Sources (FFOS) or Payments. Engineering includes PE costs, CE costs and R/W incidentals.										STATE FISCAL YEAR PROJECT BUDGETING						
										Prior Prog.	7/2016- 6/2017	7/2017- 6/2018	7/2018- 6/2019	7/2019- 6/2020	7/2020- 6/2021	
County: Various	Operations and management of Ozarks Traffic ITS in the rural Southwest District.									Engineering:	0	1	1	0	0	0
Route: Various										R/W:	0	0	0	0	0	0
Job No.: 7Q3112										Construction:	0	0	0	0	0	0
Length: 0.00	MPO: Y								FFOS:	0	0	0	0	0	0	
Fund Cat: Flexible & Other				Fed: 15	State: 3	Local: 0				Payments:	0	0	16	0	0	
Sec Cat: Systems Operations	Awd Date: N/A	Anticipated Fed Cat: S.T.P.														
TIP #:	Future Cost: 0			Estimate Total: 18												
County: Various	Operations and management of Ozarks Traffic ITS in the rural Southwest District.									Engineering:	0	1	1	1	0	0
Route: Various										R/W:	0	0	0	0	0	0
Job No.: 7Q3113										Construction:	0	0	0	0	0	0
Length: 0.00	MPO: Y								FFOS:	0	0	0	0	0	0	
Fund Cat: Flexible & Other				Fed: 16	State: 3	Local: 0				Payments:	0	0	0	16	0	
Sec Cat: Systems Operations	Awd Date: N/A	Anticipated Fed Cat: S.T.P.														
TIP #:	Future Cost: 0			Estimate Total: 19												

* Subject to the approval of the Transportation Improvement Plan by the governing Metropolitan Planning Organization.

Apr-22-2016

Section 4 - 2

District Southwest

Dollars in Thousands



2017-2021 Highway and Bridge Construction Schedule

Transportation Planning

P.O. Box 270
Jefferson City, MO 65102

Construction contingency applied to construction cost in the year the project is awarded.
Three percent project growth factor compounded annually is applied to right-of-way and construction costs in program years 2, 3, 4, and 5.
No inflation is applied to the Funding From Other Sources (FFOS) or Payments.
Engineering includes PE costs, CE costs and R/W incidentals.

STATE FISCAL YEAR PROJECT BUDGETING						
	Prior Prog.	7/2016- 6/2017	7/2017- 6/2018	7/2018- 6/2019	7/2019- 6/2020	7/2020- 6/2021
FFOS:	59	0	0	0	0	0
Total R/W:	59	0	0	0	0	0
Total Construction:	0	0	0	0	0	0
Paybacks:	20,272	7,591	7,591	7,591	7,551	7,551
Sub-Total:	20,331	7,591	7,591	7,591	7,551	7,551
Total Engineering:	1	8	6	4	0	0
Grand Total:	20,332	7,599	7,597	7,595	7,551	7,551
		2017	2018	2019	2020	2021
State		7,556	7,556	7,556	7,551	7,551
AC-State		0	0	0	0	0
Local		0	0	0	0	0
Sub-total State		7,556	7,556	7,556	7,551	7,551
Federal						
Sub-total Federal		43	41	39	0	0
Grand Total		7,599	7,597	7,595	7,551	7,551

Project Count: 7

* Subject to the approval of the Transportation Improvement Plan by the governing Metropolitan Planning Organization.

Apr-22-2016

Section 4 - 1

District Southwest

Dollars in Thousands



2017-2021 Highway and Bridge Construction Schedule

Transportation Planning

P.O. Box 270
Jefferson City, MO 65102

Construction contingency applied to construction cost in the year the project is awarded.
Three percent project growth factor compounded annually is applied to right-of-way and construction costs in program years 2, 3, 4, and 5.

No inflation is applied to the Funding From Other Sources (FFOS) or Payments.

Engineering includes PE costs, CE costs and R/W incidentals.

Southwest NON TMA Total

STATE FISCAL YEAR PROJECT BUDGETING					
Prior Prog.	7/2016-6/2017	7/2017-6/2018	7/2018-6/2019	7/2019-6/2020	7/2020-6/2021

FFOS:	59	7,446	6,208	2,905	3,033	2,938
Total R/W:	4,852	583	37	6	0	0
Total Construction:	0	85,317	83,990	75,722	38,254	32,168
Paybacks:	20,272	7,591	7,591	7,591	7,551	7,551
Sub-Total:	25,124	93,491	91,618	83,319	45,805	39,719
Total Engineering:	15,039	14,457	9,005	5,554	4,314	1,604
Grand Total:	40,163	107,948	100,623	88,873	50,119	41,323

	2017	2018	2019	2020	2021
State	25,950	23,278	20,966	15,872	14,123
AC-State	29,066	25,704	2,296	0	0
Local	0	0	0	0	0
Sub-total State	55,016	48,982	23,262	15,872	14,123

Federal					
Sub-total Federal	52,932	51,641	65,611	34,247	27,200
Grand Total	107,948	100,623	88,873	50,119	41,323

Project Count: 161

* Subject to the approval of the Transportation Improvement Plan by the governing Metropolitan Planning Organization.

Apr-22-2016

Section 4 - 1

District Southwest

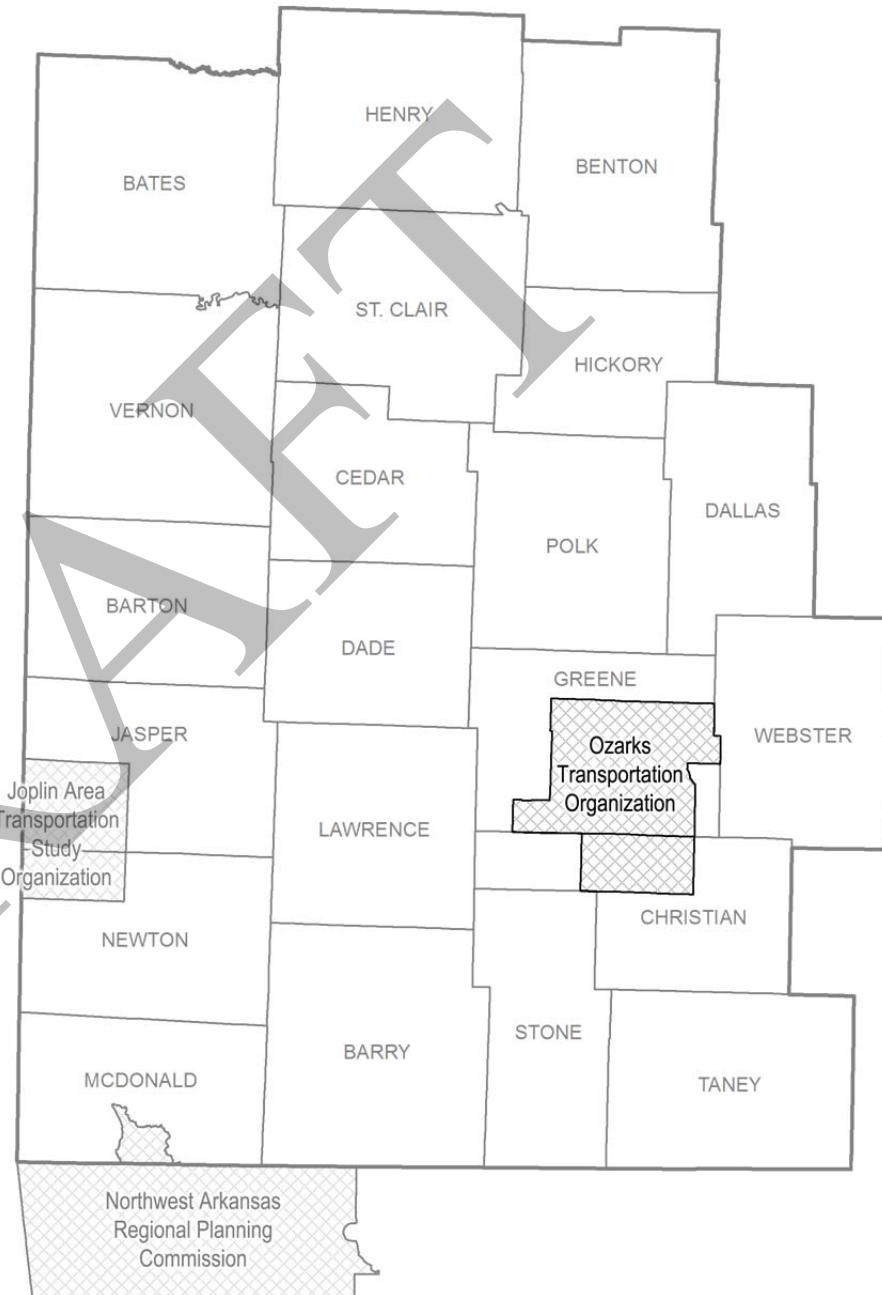
Dollars in Thousands

District Program Summary
Southwest (Rural)
(Dollars in Millions)

Amounts include construction and right of way, excludes engineering.

State Fiscal Year	2017	2018	2019	2020	2021
Statewide Interstate And Major Bridge - Available					
Statewide Interstate And Major Bridge - FFOS	0.000	0.000	0.000	0.000	0.000
Statewide Interstate And Major Bridge - Fund Transfers	9.310	17.627	0.000	0.000	0.000
Statewide Interstate And Major Bridge - Carryover	-4.153	0.000	0.000	0.000	0.000
Award and Completed Project Adjustments	0.000	0.000	0.000	0.000	0.000
Statewide Interstate And Major Bridge - Total Available	5.157	17.627	0.000	0.000	0.000
Statewide Interstate And Major Bridge - Programmed	9.310	19.874	0.000	0.000	0.000
Safety - Available	2.629	2.831	2.767	2.829	2.808
Safety - FFOS	0.205	2.795	0.000	1.710	1.615
Safety - Fund Transfers	-3.881	0.290	-1.619	-0.148	0.000
Safety - Carryover	4.826	0.000	0.000	0.000	0.000
Award and Completed Project Adjustments	-0.410	0.200	0.290	0.020	0.000
Safety - Total Available	3.369	6.116	1.438	4.411	4.423
Safety - Programmed	1.226	10.270	0.024	1.869	1.818
Taking Care Of System - Available	30.229	32.889	32.644	33.388	33.134
Taking Care Of System - FFOS	6.828	3.413	2.905	1.323	1.323
Taking Care Of System - Fund Transfers	57.582	33.610	50.966	0.000	0.000
Taking Care Of System - Carryover	-11.395	0.000	0.000	0.000	0.000
Award and Completed Project Adjustments	0.600	-0.670	0.240	-1.937	0.000
Taking Care Of System - Total Available	83.844	69.242	86.755	32.774	34.457
Taking Care Of System - Programmed	82.039	56.206	83.283	23.789	37.901
Flexible & Other - Available					
Flexible & Other - FFOS	0.413	0.000	0.000	0.000	0.000
Flexible & Other - Fund Transfers	0.503	5.116	0.016	0.000	0.000
Flexible & Other - Carryover	-1.788	0.000	0.000	0.000	0.000
Award and Completed Project Adjustments	-1.730	-1.500	1.130	-3.878	0.000
Flexible & Other - Total Available	-2.602	3.616	1.146	-3.878	0.000
Flexible & Other - Programmed	0.916	5.269	0.016	0.000	0.000
Statewide Major Projects & Emerging Needs - Available					
Statewide Major Projects & Emerging Needs - FFOS	0.000	0.000	0.000	0.000	0.000
Statewide Major Projects & Emerging Needs - Fund Transfers	0.000	0.000	0.000	0.000	0.000
Statewide Major Projects & Emerging Needs - Carryover	8.440	0.000	0.000	0.000	0.000
Award and Completed Project Adjustments	0.000	0.000	0.000	0.000	0.000
Statewide Major Projects & Emerging Needs - Total Available	8.440	0.000	0.000	0.000	0.000
Statewide Major Projects & Emerging Needs - Programmed	0.000	0.000	0.000	0.000	0.000
Statewide Amendment 3 - Available					
Statewide Amendment 3 - FFOS	0.000	0.000	0.000	0.000	0.000
Statewide Amendment 3 - Fund Transfers	0.000	0.000	0.000	18.437	0.000
Statewide Amendment 3 - Carryover	-4.940	0.000	0.000	0.000	0.000
Award and Completed Project Adjustments	0.000	0.000	0.000	0.000	0.000
Statewide Amendment 3 - Total Available	-4.940	0.000	0.000	18.437	0.000
Statewide Amendment 3 - Programmed	0.000	0.000	0.000	20.147	0.000
Total Categorized Funding Available by SFY	93.268	96.601	89.339	51.744	38.880
Total Flexible Funds Available	0.000	1.118	2.022	40.604	43.269
Adjustments	-1.540	-1.970	1.660	-5.795	0.000
Carryovers	-9.010				
Total Available by SFY	93.268	97.719	91.361	92.348	82.149
Total Programmed by SFY	93.491	91.619	83.323	45.805	39.719

*Note: Three percent inflation compounded annually applied to program years 2018 - 2021
Two percent construction contingency applied to construction.*



MoDOT's Southwest District
TMA: Ozarks Transportation Organization

(Note: The following MoDOT projects are located inside the Springfield Metropolitan Planning area boundary.)

PROJECT DESCRIPTION KEY

2017-2021 Highway and Bridge Construction Schedule

Construction contingency applied to construction cost in the year the project is awarded.

Three percent project growth factor compounded annually is applied to right-of-way and construction in program years 2, 3, 4, and 5.

No inflation is applied to the Funding From Other Sources (FFOS) or Payments.

Engineering includes PE costs, CE costs, and R/W incidentals.

County:	XX				Engineering:	99	9	0	0	0	0
Route:	XX				R/W:	0	0	99	0	0	0
Job No.:					Construction:	0	0	0	999	0	0
Length:	MPO:	Fed:	State:	Local:	<div>Federal Oversight</div>						
Fund Cat:											
Sec Cat:	Award Date	Anticipated Fed Cat:			FFOS:	0	0	0	99	0	0
TIP#	Future Cost:	Estimate Total:			Payments:	0	99	0	0	0	0

Anticipated Federal Funding Category^

Estimated cost range beyond 2021.

Date project is to be awarded to begin construction (Season and calendar year for 2016 & 2017. SFY only beyond 2017).

Metropolitan Planning Organization (Y/N).

Project description and location.

County location of project.

Route location of project.

Project number used to track project costs.

Total length in 1/100 miles.

Primary Funding Category.*

Secondary Funding Category.**

Transportation Improvement Plan

Projects with full oversight by the Federal Highway Administration.

Total project cost estimate.

Federal, Advanced CN-State, State and Local share of project costs.

Dollars programmed in previous STIPs.

Dollars funded from other sources.

Dollars for construction, utilities and

Dollars for right-of-way (land acquisition).

Dollars to be paid back for accelerating the project or payments to others.

Dollars for engineering that include preliminary engineering, construction engineering and right-of-way incidentals.

- *Primary Funding Category:**
- Take Care of System
 - Statewide Interstate & Major Bridge
 - Safety
 - Statewide Safety
 - Flexible & Other
 - Amendment 3
- **Secondary Funding Category:**
- Enhancements
 - Low Type Resurfacing
 - N - Ada Trans (ADA Transition Plan)
 - Preventive Maint (Preventive Maintenance)
 - Regional
 - Rehab And Reconst (Rehabilitation and Reconstruction)
 - Routine Maintenance
 - Safety
 - Systems Operations
 - Thin Lift Overlay
 - Urban Safety

- ^Anticipated Federal Funding Category:**
- CMAQ** - Congestion Mitigation and Air Quality.
* Usually 80% Federal & 20% State funds.
 - Earmark** - usually 80% Federal & 20% State funds.
 - NHFP** - National Highway Freight Program.
* Usually 80% Federal & 20% State funds.
 - NHPP** - National Highway Performance Program.
* Usually 80% Federal & 20% State funds.
* Sometimes 90% Federal & 10% State funds.
 - Safety** - usually 90% Federal & 10% State funds.
 - State** - No federal funds, state only funded.
 - STP** - Surface Transportation Block Grant Program.
* Usually 80% Federal & 20% State funds.

(All Costs in Thousands)



2017-2021 Highway and Bridge Construction Schedule

Transportation Planning

P.O. Box 270
Jefferson City, MO 65102

Construction contingency applied to construction cost in the year the project is awarded.

Three percent project growth factor compounded annually is applied to right-of-way and construction costs in program years 2, 3, 4, and 5.

No inflation is applied to the Funding From Other Sources (FFOS) or Payments.

Engineering includes PE costs, CE costs and R/W incidentals.

Construction contingency applied to construction cost in the year the project is awarded. Three percent project growth factor compounded annually is applied to right-of-way and construction costs in program years 2, 3, 4, and 5. No inflation is applied to the Funding From Other Sources (FFOS) or Payments. Engineering includes PE costs, CE costs and R/W incidentals.												STATE FISCAL YEAR PROJECT BUDGETING					
												Prior Prog.	7/2016- 6/2017	7/2017- 6/2018	7/2018- 6/2019	7/2019- 6/2020	7/2020- 6/2021
County: Christian Route: MO 14 Job No.: 8P0588H Length: 0.85 MPO: Y Fund Cat: Flexible & Other																	

* Subject to the approval of the Transportation Improvement Plan by the governing Metropolitan Planning Organization.

Apr-22-2016

Section 4 - 1

District Southwest

TMA

Dollars in Thousands



2017-2021 Highway and Bridge Construction Schedule

Transportation Planning

P.O. Box 270
Jefferson City, MO 65102

Construction contingency applied to construction cost in the year the project is awarded.

Three percent project growth factor compounded annually is applied to right-of-way and construction costs in program years 2, 3, 4, and 5.

No inflation is applied to the Funding From Other Sources (FFOS) or Payments.

Engineering includes PE costs, CE costs and R/W incidentals.

Construction contingency applied to construction cost in the year the project is awarded. Three percent project growth factor compounded annually is applied to right-of-way and construction costs in program years 2, 3, 4, and 5. No inflation is applied to the Funding From Other Sources (FFOS) or Payments. Engineering includes PE costs, CE costs and R/W incidentals.												STATE FISCAL YEAR PROJECT BUDGETING					
												Prior Prog.	7/2016- 6/2017	7/2017- 6/2018	7/2018- 6/2019	7/2019- 6/2020	7/2020- 6/2021
County: Christian Route: US 65 Job No.: 8P0605H Length: 1.46 MPO: Y Fund Cat: Flexible & Other																	

* Subject to the approval of the Transportation Improvement Plan by the governing Metropolitan Planning Organization.

Apr-22-2016

Section 4 - 2

District Southwest

TMA

Dollars in Thousands



2017-2021 Highway and Bridge Construction Schedule

Transportation Planning

P.O. Box 270
Jefferson City, MO 65102

Construction contingency applied to construction cost in the year the project is awarded.

Three percent project growth factor compounded annually is applied to right-of-way and construction costs in program years 2, 3, 4, and 5.

No inflation is applied to the Funding From Other Sources (FFOS) or Payments.

Engineering includes PE costs, CE costs and R/W incidentals.

Construction contingency applied to construction cost in the year the project is awarded. Three percent project growth factor compounded annually is applied to right-of-way and construction costs in program years 2, 3, 4, and 5. No inflation is applied to the Funding From Other Sources (FFOS) or Payments. Engineering includes PE costs, CE costs and R/W incidentals.												STATE FISCAL YEAR PROJECT BUDGETING						
												Prior Prog.	7/2016- 6/2017	7/2017- 6/2018	7/2018- 6/2019	7/2019- 6/2020	7/2020- 6/2021	
County: Christian	Pavement improvements from Rte. 14 to Butterfield Road in Nixa.											Engineering:	0	2	15	0	0	0
Route: RT M												R/W:	0	0	0	0	0	0
Job No.: 8S3075												Construction:	0	0	279	0	0	0
Length: 1.07	MPO: Y										FFOS:	0	0	0	0	0		
Fund Cat: Taking Care Of System	Fed: 237	State: 59	Local: 0								Payments:	0	0	0	0	0		
Sec Cat: Thin Lift Overlay	Awd Date: Fall 17	Anticipated Fed Cat: S.T.P.																
TIP #: 	Future Cost: 0	Estimate Total: 296																
County: Greene	Signal improvements on Kansas Expressway at Sunset Street and Walnut Lawn Street in Springfield.											Engineering:	36	2	2	2	7	101
Route: MO 13												R/W:	0	0	0	0	0	0
Job No.: 8P2390												Construction:	0	0	0	0	0	463
Length: 0.40	MPO: Y										FFOS:	0	0	0	0	0		
Fund Cat: Taking Care Of System	Fed: 463	State: 114	Local: 0								Payments:	0	0	0	0	0		
Sec Cat: Systems Operations	Awd Date: 2021	Anticipated Fed Cat: NHPP																
TIP #: SP1401	Future Cost: 0	Estimate Total: 613																
County: Greene	Pedestrian crossing safety improvements at Rte. 13 (Kansas Expressway) and Grand Street and at Rte. 160 (West Bypass) and Loop 44 (Chestnut Expressway). \$128,000											Engineering:	0	150	0	0	0	0
Route: MO 13	Statewide Transportation Alternatives funds.											R/W:	0	2	0	0	0	0
Job No.: 8P3007D												Construction:	0	305	0	0	0	0
Length: 0.32	MPO: Y										FFOS:	0	128	0	0	0		
Fund Cat: Flexible & Other	Fed: 367	State: 90	Local: 0								Payments:	0	0	0	0	0		
Sec Cat: Regional	Awd Date: Winter 17	Anticipated Fed Cat: S.T.P.																
TIP #: 	Future Cost: 0	Estimate Total: 457																
County: Greene	Safety improvements on the southbound lanes north of Division Street in Springfield.											Engineering:	2	7	0	0	0	0
Route: MO 13												R/W:	0	0	0	0	0	0
Job No.: 8S3063												Construction:	0	50	0	0	0	0
Length: 0.15	MPO: Y										FFOS:	0	0	0	0	0		
Fund Cat: Safety	Fed: 51	State: 6	Local: 0								Payments:	0	0	0	0	0		
Sec Cat: Safety	Awd Date: Fall 16	Anticipated Fed Cat: Safety																
TIP #: 	Future Cost: 0	Estimate Total: 59																
County: Greene	Roadway improvements from 0.3 mile west of County Road 94 to 0.4 mile west of I-44.											Engineering:	0	10	10	100	467	801
Route: US 160												R/W:	0	0	0	0	0	0
Job No.: 8P0601B												Construction:	0	0	0	0	0	7,646
Length: 3.44	MPO: Y										FFOS:	0	0	0	0	0		
Fund Cat: Flexible & Other	Fed: 7,228	State: 1,806	Local: 0								Payments:	0	0	0	0	0		
Sec Cat: System Expansion	Awd Date: 2021	Anticipated Fed Cat: S.T.P.																
TIP #: 	Future Cost: 0	Estimate Total: 9,034																

* Subject to the approval of the Transportation Improvement Plan by the governing Metropolitan Planning Organization.

Apr-22-2016

Section 4 - 3

District Southwest

TMA

Dollars in Thousands



2017-2021 Highway and Bridge Construction Schedule

Transportation Planning

P.O. Box 270
Jefferson City, MO 65102

Construction contingency applied to construction cost in the year the project is awarded.

Three percent project growth factor compounded annually is applied to right-of-way and construction costs in program years 2, 3, 4, and 5.

No inflation is applied to the Funding From Other Sources (FFOS) or Payments.

Engineering includes PE costs, CE costs and R/W incidentals.

Construction contingency applied to construction cost in the year the project is awarded. Three percent project growth factor compounded annually is applied to right-of-way and construction costs in program years 2, 3, 4, and 5. No inflation is applied to the Funding From Other Sources (FFOS) or Payments. Engineering includes PE costs, CE costs and R/W incidentals.							STATE FISCAL YEAR PROJECT BUDGETING					
							Prior Prog.	7/2016- 6/2017	7/2017- 6/2018	7/2018- 6/2019	7/2019- 6/2020	7/2020- 6/2021
County: Greene Route: US 160 Job No.: 8P2389 Length: 0.40 MPO: Y Fund Cat: Taking Care Of System Sec Cat: Systems Operations Awd Date: 2021 Anticipated Fed Cat: S.T.P. TIP #: WI1301 Future Cost: 0 Estimate Total: 931	Intersection improvements at Rte. AB and at Miller Road in Willard.						Engineering: 60 R/W: 0 Construction: 0 FFOS: 0 Payments: 0	1 0 0 0 0	1 0 0 0 0	1 0 0 0 0	1 0 0 0 0	121 0 746 0 0
County: Greene Route: US 160 Job No.: 8P3051B Length: 1.33 MPO: Y Fund Cat: Taking Care Of System Sec Cat: Thin Lift Overlay Awd Date: Fall 17 Anticipated Fed Cat: NHPP TIP #: Future Cost: 0 Estimate Total: 396	Pavement improvements on various sections from Rte. 60 (James River Freeway) to north of Plainview Road.						Engineering: 0 R/W: 0 Construction: 0 FFOS: 0 Payments: 0	2 0 0 0 0	21 0 373 0 0	0 0 0 0 0	0 0 0 0 0	0 0 0 0 0
County: Greene Route: US 160 Job No.: 8P3051C Length: 9.06 MPO: Y Fund Cat: Taking Care Of System Sec Cat: Thin Lift Overlay Awd Date: 2019 Anticipated Fed Cat: NHPP TIP #: Future Cost: 0 Estimate Total: 4,950	Pavement improvements from north of Plainview Road to 0.4 mile north of Finley Creek.						Engineering: 0 R/W: 0 Construction: 0 FFOS: 0 Payments: 0	2 0 0 0 0	40 0 0 0 0	234 0 4,674 0 0	0 0 0 0 0	0 0 0 0 0
County: Greene Route: MO 360 Job No.: 8P3102 Length: 12.48 MPO: Y Fund Cat: Flexible & Other Sec Cat: Regional Awd Date: Spring 17 Anticipated Fed Cat: NHPP TIP #: Future Cost: 0 Estimate Total: 4,192	Pavement and operational improvements on ramps at various locations on Rte. 60 (James River Freeway) from 0.2 mile west of Rte. MM to Rte. 65.						Engineering: 0 R/W: 0 Construction: 0 FFOS: 0 Payments: 0	511 0 3,681 0 0	0 0 0 0 0	0 0 0 0 0	0 0 0 0 0	0 0 0 0 0
County: Greene Route: IS 44 Job No.: 0I30030 Length: 21.85 MPO: Y Fund Cat: Statewide Interstate And Major Bridge Sec Cat: Preventive Maint Awd Date: Winter 17 Anticipated Fed Cat: NHPP TIP #: Future Cost: 0 Estimate Total: 214	Job Order Contracting for pavement repair in the Ozarks Transportation Organization area.						Engineering: 0 R/W: 0 Construction: 0 FFOS: 0 Payments: 0	14 0 200 0 0	0 0 0 0 0	0 0 0 0 0	0 0 0 0 0	0 0 0 0 0

* Subject to the approval of the Transportation Improvement Plan by the governing Metropolitan Planning Organization.

Apr-22-2016

Section 4 - 4

District Southwest

TMA

Dollars in Thousands



2017-2021 Highway and Bridge Construction Schedule

Transportation Planning

P.O. Box 270
Jefferson City, MO 65102

Construction contingency applied to construction cost in the year the project is awarded.

Three percent project growth factor compounded annually is applied to right-of-way and construction costs in program years 2, 3, 4, and 5.

No inflation is applied to the Funding From Other Sources (FFOS) or Payments.

Engineering includes PE costs, CE costs and R/W incidentals.

Construction contingency applied to construction cost in the year the project is awarded. Three percent project growth factor compounded annually is applied to right-of-way and construction costs in program years 2, 3, 4, and 5. No inflation is applied to the Funding From Other Sources (FFOS) or Payments. Engineering includes PE costs, CE costs and R/W incidentals.												STATE FISCAL YEAR PROJECT BUDGETING						
												Prior Prog.	7/2016- 6/2017	7/2017- 6/2018	7/2018- 6/2019	7/2019- 6/2020	7/2020- 6/2021	
County: Greene	Pavement improvements on disconnected sections from 0.5 mile east of Rte. 125 in											Engineering:	5	31	0	0	0	0
Route: IS 44	Strafford to the Webster County line.											R/W:	0	0	0	0	0	0
Job No.: 8I3047												Construction:	0	350	0	0	0	0
Length: 1.50	MPO: Y											FFOS:	0	0	0	0	0	
Fund Cat: Statewide Interstate And Major Bridge	Fed: 343	State: 38	Local: 0								Payments:	0	0	0	0	0		
Sec Cat: Preventive Maint	Awd Date: Fall 16	Anticipated Fed Cat: NHPP																
TIP #: GR1602	Future Cost: 0	Estimate Total: 386																
County: Greene	Safety improvements on freeway ramps from Rte. 160 (West Bypass) to Rte. H/Loop 44											Engineering:	174	149	0	0	0	0
Route: IS 44	(Glenstone Avenue).											R/W:	0	0	0	0	0	0
Job No.: 8I3055												Construction:	0	1,843	0	0	0	0
Length: 5.69	MPO: Y											FFOS:	0	0	0	0	0	
Fund Cat: Safety	Fed: 1,793	State: 199	Local: 0								Payments:	0	0	0	0	0		
Sec Cat: Safety	Awd Date: Winter 17	Anticipated Fed Cat: Safety																
TIP #: 	Future Cost: 0	Estimate Total: 2,166																
County: Greene	Pavement improvements on Glenstone Avenue from I-44 to BNSF Railway.											Engineering:	0	2	2	3	48	0
Route: LP 44												R/W:	0	0	0	0	0	0
Job No.: 8P3050B												Construction:	0	0	0	0	738	0
Length: 2.66	MPO: Y											FFOS:	0	0	0	0	0	
Fund Cat: Taking Care Of System	Fed: 635	State: 158	Local: 0								Payments:	0	0	0	0	0		
Sec Cat: Thin Lift Overlay	Awd Date: 2020	Anticipated Fed Cat: NHPP																
TIP #: 	Future Cost: 0	Estimate Total: 793																
County: Greene	Pavement improvements on Chestnut Expressway from Lullwood Street to College Street											Engineering:	7	132	0	0	0	0
Route: LP 44	and from Rte. 13 (Kansas Expressway) to 0.1 mile east of Delaware Avenue in Springfield.											R/W:	0	0	0	0	0	0
Job No.: 8S3060												Construction:	0	1,694	0	0	0	0
Length: 5.23	MPO: Y											FFOS:	0	0	0	0	0	
Fund Cat: Taking Care Of System	Fed: 1,461	State: 365	Local: 0								Payments:	0	0	0	0	0		
Sec Cat: Thin Lift Overlay	Awd Date: Fall 16	Anticipated Fed Cat: NHPP																
TIP #: 	Future Cost: 0	Estimate Total: 1,833																
County: Greene	Pavement improvements on disconnected sections of Glenstone Avenue from I-44 to											Engineering:	13	252	220	0	0	0
Route: LP 44	Lombard Street in Springfield.											R/W:	0	0	27	0	0	0
Job No.: 8S3061												Construction:	0	0	2,837	0	0	0
Length: 0.48	MPO: Y											FFOS:	0	0	0	0	0	
Fund Cat: Taking Care Of System	Fed: 2,671	State: 665	Local: 0								Payments:	0	0	0	0	0		
Sec Cat: Rehab And Reconst	Awd Date: Fall 17	Anticipated Fed Cat: NHPP																
TIP #: 	Future Cost: 0	Estimate Total: 3,349																

* Subject to the approval of the Transportation Improvement Plan by the governing Metropolitan Planning Organization.

Apr-22-2016

Section 4 - 5

District Southwest

TMA

Dollars in Thousands



2017-2021 Highway and Bridge Construction Schedule

Transportation Planning

P.O. Box 270
Jefferson City, MO 65102

Construction contingency applied to construction cost in the year the project is awarded.

Three percent project growth factor compounded annually is applied to right-of-way and construction costs in program years 2, 3, 4, and 5.

No inflation is applied to the Funding From Other Sources (FFOS) or Payments.

Engineering includes PE costs, CE costs and R/W incidentals.

Construction contingency applied to construction cost in the year the project is awarded. Three percent project growth factor compounded annually is applied to right-of-way and construction costs in program years 2, 3, 4, and 5. No inflation is applied to the Funding From Other Sources (FFOS) or Payments. Engineering includes PE costs, CE costs and R/W incidentals.											STATE FISCAL YEAR PROJECT BUDGETING					
											Prior Prog.	7/2016- 6/2017	7/2017- 6/2018	7/2018- 6/2019	7/2019- 6/2020	7/2020- 6/2021
County: Greene Route: LP 44 Job No.: 8S3062 Length: 0.14 MPO: Y Fund Cat: Safety																

* Subject to the approval of the Transportation Improvement Plan by the governing Metropolitan Planning Organization.

Apr-22-2016

Section 4 - 6

District Southwest

TMA

Dollars in Thousands



2017-2021 Highway and Bridge Construction Schedule

Transportation Planning

P.O. Box 270
Jefferson City, MO 65102

Construction contingency applied to construction cost in the year the project is awarded.

Three percent project growth factor compounded annually is applied to right-of-way and construction costs in program years 2, 3, 4, and 5.

No inflation is applied to the Funding From Other Sources (FFOS) or Payments.

Engineering includes PE costs, CE costs and R/W incidentals.

Construction contingency applied to construction cost in the year the project is awarded. Three percent project growth factor compounded annually is applied to right-of-way and construction costs in program years 2, 3, 4, and 5. No inflation is applied to the Funding From Other Sources (FFOS) or Payments. Engineering includes PE costs, CE costs and R/W incidentals.							STATE FISCAL YEAR PROJECT BUDGETING					
							Prior Prog.	7/2016- 6/2017	7/2017- 6/2018	7/2018- 6/2019	7/2019- 6/2020	7/2020- 6/2021
County: Greene Route: OR 65 Job No.: 8P0850B Length: 0.21 MPO: Y Fund Cat: Flexible & Other Sec Cat: System Expansion TIP #: SP1106	Relocate Eastgate Avenue (east outer road) intersection east of Rte. 65. \$1,179,000 Springfield, \$100,000 Greene County STP-Urban.						Engineering: 77	161	0	0	0	0
							R/W: 0	2	0	0	0	0
							Construction: 0	2,458	0	0	0	0
							FFOS: 0	1,279	0	0	0	0
							Payments: 0	0	0	0	0	0
County: Greene Route: BU 65 Job No.: 8P2196 Length: 0.24 MPO: Y Fund Cat: Flexible & Other Sec Cat: System Expansion TIP #: SP1109	Railroad crossing grade separation at Chestnut Expressway and BNSF Railway 0.2 mile west of Rte. 65. Project involves bridge A8157. \$3,454,122 Cost Share, \$2,000,000 Springfield, \$2,250,000 STP-Rail, \$2,458,612 Springfield STP-U, \$750,000 GCSA, \$342,877 BNSF Railway.						Engineering: 585	318	0	0	0	0
							R/W: 4,067	0	0	0	0	0
							Construction: 0	7,189	0	0	0	0
							FFOS: 4,067	7,189	0	0	0	0
							Payments: 0	0	0	0	0	0
County: Greene Route: US 65 Job No.: 8P2293 Length: 0.09 MPO: Y Fund Cat: Taking Care Of System Sec Cat: Rehab And Reconst TIP #: SP1112	Replace southbound bridge over I-44 in Springfield. Project involves bridge A2071. \$166,134.42 SAFETEA-LU earmark Demo ID MO108.						Engineering: 309	167	463	0	0	0
							R/W: 0	0	0	0	0	0
							Construction: 0	0	3,612	0	0	0
							FFOS: 0	0	0	0	0	0
							Payments: 0	0	0	0	0	0
County: Greene Route: US 65 Job No.: 8P3036 Length: 1.20 MPO: Y Fund Cat: Flexible & Other Sec Cat: System Expansion TIP #: SP1415	Interchange improvements at Rte. YY (Division Street). Project involves twin bridges A1650. \$1,519,395 Cost Share, \$1,823,292 Springfield STP-Urban, \$455,823 Springfield.						Engineering: 224	112	0	0	0	0
							R/W: 1,190	0	0	0	0	0
							Construction: 0	2,880	0	0	0	0
							FFOS: 918	2,880	0	0	0	0
							Payments: 0	0	0	0	0	0
County: Greene Route: US 65 Job No.: 8P3048 Length: 2.01 MPO: Y Fund Cat: Taking Care Of System Sec Cat: Thin Lift Overlay TIP #: SP1602	Pavement improvements from Rte. 744 (Kearney Street) to Bus. 65 (Chestnut Expressway).						Engineering: 60	430	0	0	0	0
							R/W: 0	0	0	0	0	0
							Construction: 0	6,188	0	0	0	0
							FFOS: 0	0	0	0	0	0
							Payments: 0	0	0	0	0	0

* Subject to the approval of the Transportation Improvement Plan by the governing Metropolitan Planning Organization.

Apr-22-2016

Section 4 - 7

District Southwest

TMA

Dollars in Thousands



2017-2021 Highway and Bridge Construction Schedule

Transportation Planning

P.O. Box 270
Jefferson City, MO 65102

Construction contingency applied to construction cost in the year the project is awarded.

Three percent project growth factor compounded annually is applied to right-of-way and construction costs in program years 2, 3, 4, and 5.

No inflation is applied to the Funding From Other Sources (FFOS) or Payments.

Engineering includes PE costs, CE costs and R/W incidentals.

Construction contingency applied to construction cost in the year the project is awarded. Three percent project growth factor compounded annually is applied to right-of-way and construction costs in program years 2, 3, 4, and 5. No inflation is applied to the Funding From Other Sources (FFOS) or Payments. Engineering includes PE costs, CE costs and R/W incidentals.											STATE FISCAL YEAR PROJECT BUDGETING					
											Prior Prog.	7/2016- 6/2017	7/2017- 6/2018	7/2018- 6/2019	7/2019- 6/2020	7/2020- 6/2021
County: Greene Route: US 65 Job No.: 8P3079 Length: 3.71 MPO: Y Fund Cat: Taking Care Of System Sec Cat: Routine Maintenance Awd Date: Winter 17 TIP #: 	Guardrail improvements from Rte. 744 (Kearney Street) to 0.3 mile north of Rte. D (Sunshine Street). Fed: 381 State: 95 Local: 0 Anticipated Fed Cat: NHPP Future Cost: 0 Estimate Total: 476					Engineering:	0	71	0	0	0	0				
						R/W:	0	0	0	0	0	0				
						Construction:	0	405	0	0	0	0				
						FFOS:	0	0	0	0	0	0				
						Payments:	0	0	0	0	0	0				
County: Greene Route: US 65 Job No.: 8P3079B Length: 5.44 MPO: Y Fund Cat: Taking Care Of System Sec Cat: Routine Maintenance Awd Date: 2019 TIP #: 	Guardrail improvements from 0.1 mile north of Valley Water Mill Road to Rte. 744 (Kearney Street) and from 0.3 mile north of Rte. D (Sunshine Street) to Rte. 60. Fed: 460 State: 114 Local: 0 Anticipated Fed Cat: S.T.P. Future Cost: 0 Estimate Total: 574					Engineering:	0	2	29	58	0	0				
						R/W:	0	0	0	0	0	0				
						Construction:	0	0	0	485	0	0				
						FFOS:	0	0	0	0	0	0				
						Payments:	0	0	0	0	0	0				
County: Greene Route: US 65 Job No.: 8P3080 Length: 4.68 MPO: Y Fund Cat: Taking Care Of System Sec Cat: Rehab And Reconst Awd Date: 2019 TIP #: 	Pavement improvements from 0.1 mile north of Valley Water Mill Road to Rte. 744 (Kearney Street) and from 0.5 mile south of Rte. D (Sunshine Street) to Rte. 60 (James River Freeway). Fed: 8,407 State: 2,102 Local: 0 Anticipated Fed Cat: NHPP Federal Oversight Future Cost: 0 Estimate Total: 10,509					Engineering:	0	10	160	563	0	0				
						R/W:	0	0	0	0	0	0				
						Construction:	0	0	0	9,776	0	0				
						FFOS:	0	0	0	0	0	0				
						Payments:	0	0	0	0	0	0				
County: Greene Route: US 65 Job No.: 8P3081 Length: 1.55 MPO: Y Fund Cat: Taking Care Of System Sec Cat: Rehab And Reconst Awd Date: Winter 17 TIP #: 	Pavement improvements from Bus. 65 (Chestnut Expressway) to south of Bennett Street. Fed: 3,871 State: 968 Local: 0 Anticipated Fed Cat: NHPP Future Cost: 0 Estimate Total: 4,839					Engineering:	0	357	0	0	0	0				
						R/W:	0	0	0	0	0	0				
						Construction:	0	4,482	0	0	0	0				
						FFOS:	0	0	0	0	0	0				
						Payments:	0	0	0	0	0	0				
County: Greene Route: OR 65 Job No.: 8S3078 Length: 3.44 MPO: Y Fund Cat: Taking Care Of System Sec Cat: N- Ada Trans Awd Date: 2019 TIP #: 	ADA Transition Plan improvements on Eastgate Ave from Rte YY (Division St) to Sunshine St and on Rte YY from Cooper Blvd to Farm Rd 185 in Springfield and on Rte Z from 0.1 mile n/o Long Dr to 0.1 mile s/o Willey St in Willard. \$300,000 Statewide Trans. Alts. funds. Fed: 492 State: 122 Local: 0 Anticipated Fed Cat: S.T.P. Future Cost: 0 Estimate Total: 614					Engineering:	0	2	89	90	0	0				
						R/W:	0	0	2	0	0	0				
						Construction:	0	0	0	431	0	0				
						FFOS:	0	0	0	300	0	0				
						Payments:	0	0	0	0	0	0				

* Subject to the approval of the Transportation Improvement Plan by the governing Metropolitan Planning Organization.

Apr-22-2016

Section 4 - 8

District Southwest

TMA

Dollars in Thousands



2017-2021 Highway and Bridge Construction Schedule

Transportation Planning

P.O. Box 270
Jefferson City, MO 65102

Construction contingency applied to construction cost in the year the project is awarded.

Three percent project growth factor compounded annually is applied to right-of-way and construction costs in program years 2, 3, 4, and 5.

No inflation is applied to the Funding From Other Sources (FFOS) or Payments.

Engineering includes PE costs, CE costs and R/W incidentals.

Construction contingency applied to construction cost in the year the project is awarded. Three percent project growth factor compounded annually is applied to right-of-way and construction costs in program years 2, 3, 4, and 5. No inflation is applied to the Funding From Other Sources (FFOS) or Payments. Engineering includes PE costs, CE costs and R/W incidentals.												STATE FISCAL YEAR PROJECT BUDGETING					
												Prior Prog.	7/2016- 6/2017	7/2017- 6/2018	7/2018- 6/2019	7/2019- 6/2020	7/2020- 6/2021
County: Greene Route: OR 65 Job No.: 8S3085 Length: 2.51 MPO: Y Fund Cat: Taking Care Of System Sec Cat: Thin Lift Overlay Awd Date: 2019 Anticipated Fed Cat: S.T.P. TIP #: Future Cost: 0 Estimate Total: 311	Pavement and safety improvements on disconnected sections of Eastgate Avenue from Division Street to Sunshine Street.					Engineering: 0 R/W: 0 Construction: 0 FFOS: 0 Payments: 0	0	1	1	15	0	0					
County: Greene Route: MO 744 Job No.: 8P3007B Length: 1.95 MPO: Y Fund Cat: Taking Care Of System Sec Cat: N- Ada Trans Awd Date: Winter 17 Anticipated Fed Cat: S.T.P. TIP #: Future Cost: 0 Estimate Total: 694	ADA Transition Plan improvements on East Kearney Street from Loop 44 (Glenstone Avenue) to Rte. 65. \$212,000 Statewide Transportation Alternatives funds.					Engineering: 0 R/W: 0 Construction: 0 FFOS: 0 Payments: 0	0	226	2	0	0	0					
County: Greene Route: MO 744 Job No.: 8P3007C Length: 2.00 MPO: Y Fund Cat: Taking Care Of System Sec Cat: N- Ada Trans Awd Date: Winter 17 Anticipated Fed Cat: S.T.P. TIP #: Future Cost: 0 Estimate Total: 275	ADA Transition Plan improvements on West Kearney Street from Rte. 160 (West Bypass) to Rte. 13 (Kansas Expressway). \$155,000 Statewide Transportation Alternatives funds.					Engineering: 0 R/W: 0 Construction: 0 FFOS: 0 Payments: 0	0	90	0	0	0	0					
County: Greene Route: MO 744 Job No.: 8P3050C Length: 2.72 MPO: Y Fund Cat: Taking Care Of System Sec Cat: Thin Lift Overlay Awd Date: 2020 Anticipated Fed Cat: NHPP TIP #: Future Cost: 0 Estimate Total: 1,055	Pavement improvements on Kearney Street from Rte. 13 (Kansas Expressway) to Loop 44 (Glenstone Avenue).					Engineering: 0 R/W: 0 Construction: 0 FFOS: 0 Payments: 0	0	2	2	3	50	0					
County: Greene Route: RT AB Job No.: 8S3059 Length: 6.10 MPO: Y Fund Cat: Taking Care Of System Sec Cat: Thin Lift Overlay Awd Date: Fall 16 Anticipated Fed Cat: S.T.P. TIP #: Future Cost: 0 Estimate Total: 915	Pavement and safety improvements from Rte. 160 to Rte. 266.					Engineering: 4 R/W: 0 Construction: 0 FFOS: 0 Payments: 0	4	113	0	0	0	0					

* Subject to the approval of the Transportation Improvement Plan by the governing Metropolitan Planning Organization.

Apr-22-2016

Section 4 - 9

District Southwest

TMA

Dollars in Thousands



2017-2021 Highway and Bridge Construction Schedule

Transportation Planning

P.O. Box 270
Jefferson City, MO 65102

Construction contingency applied to construction cost in the year the project is awarded.

Three percent project growth factor compounded annually is applied to right-of-way and construction costs in program years 2, 3, 4, and 5.

No inflation is applied to the Funding From Other Sources (FFOS) or Payments.

Engineering includes PE costs, CE costs and R/W incidentals.

Construction contingency applied to construction cost in the year the project is awarded. Three percent project growth factor compounded annually is applied to right-of-way and construction costs in program years 2, 3, 4, and 5. No inflation is applied to the Funding From Other Sources (FFOS) or Payments. Engineering includes PE costs, CE costs and R/W incidentals.											STATE FISCAL YEAR PROJECT BUDGETING					
											Prior Prog.	7/2016- 6/2017	7/2017- 6/2018	7/2018- 6/2019	7/2019- 6/2020	7/2020- 6/2021
County: Greene Route: RT EE Job No.: 8S3058 Length: 5.40 MPO: Y Fund Cat: Taking Care Of System Sec Cat: Thin Lift Overlay Awd Date: Fall 16 Anticipated Fed Cat: S.T.P. TIP #: Future Cost: 0 Estimate Total: 1,122	Engineering: R/W: Construction: FFOS: Payments:	2 0 0 0 0	138 0 982 0 0	0 0 0 0 0	0 0 0 0 0	0 0 0 0 0										
County: Greene Route: CRD EVANS RD Job No.: 8O2397 Length: 0.07 MPO: Y Fund Cat: Taking Care Of System Sec Cat: Rehab And Reconst Awd Date: 2018 Anticipated Fed Cat: NHPP TIP #: SP1204 Future Cost: 0 Estimate Total: 981	Engineering: R/W: Construction: FFOS: Payments:	19 0 0 0 0	30 0 0 0 0	111 0 821 0 0	0 0 0 0 0	0 0 0 0 0										
County: Greene Route: RT H Job No.: 8S0556 Length: 0.04 MPO: Y Fund Cat: Taking Care Of System Sec Cat: Rehab And Reconst Awd Date: Winter 17 Anticipated Fed Cat: NHPP TIP #: Future Cost: 0 Estimate Total: 1,007	Engineering: R/W: Construction: FFOS: Payments:	10 0 0 0 0	286 2 709 0 0	0 0 0 0 0	0 0 0 0 0	0 0 0 0 0										
County: Greene Route: RT H Job No.: 8S3090 Length: 0.00 MPO: Y Fund Cat: Taking Care Of System Sec Cat: Preventive Maint Awd Date: Winter 17 Anticipated Fed Cat: S.T.P. TIP #: Future Cost: 0 Estimate Total: 95	Engineering: R/W: Construction: FFOS: Payments:	0 0 0 0 0	5 0 90 90 0	0 0 0 0 0	0 0 0 0 0	0 0 0 0 0										
County: Greene Route: RT H Job No.: 8S3092 Length: 0.73 MPO: Y Fund Cat: Taking Care Of System Sec Cat: Thin Lift Overlay Awd Date: 2019 Anticipated Fed Cat: S.T.P. TIP #: Future Cost: 0 Estimate Total: 217	Engineering: R/W: Construction: FFOS: Payments:	0 0 0 0 0	1 0 0 0 0	2 0 0 0 0	12 0 202 0 0	0 0 0 0 0										

* Subject to the approval of the Transportation Improvement Plan by the governing Metropolitan Planning Organization.

Apr-22-2016

Section 4 - 10

District Southwest

TMA

Dollars in Thousands



2017-2021 Highway and Bridge Construction Schedule

Transportation Planning

P.O. Box 270
Jefferson City, MO 65102

Construction contingency applied to construction cost in the year the project is awarded.

Three percent project growth factor compounded annually is applied to right-of-way and construction costs in program years 2, 3, 4, and 5.

No inflation is applied to the Funding From Other Sources (FFOS) or Payments.

Engineering includes PE costs, CE costs and R/W incidentals.

Construction contingency applied to construction cost in the year the project is awarded. Three percent project growth factor compounded annually is applied to right-of-way and construction costs in program years 2, 3, 4, and 5. No inflation is applied to the Funding From Other Sources (FFOS) or Payments. Engineering includes PE costs, CE costs and R/W incidentals.												STATE FISCAL YEAR PROJECT BUDGETING					
												Prior Prog.	7/2016-	7/2017-	7/2018-	7/2019-	7/2020-
													6/2017	6/2018	6/2019	6/2020	6/2021
County: Greene Route: RT MM Job No.: 8S3084 Length: 1.04 MPO: Y Fund Cat: Taking Care Of System Sec Cat: Preventive Maint Awd Date: 2019 Anticipated Fed Cat: S.T.P. TIP #: Future Cost: 0 Estimate Total: 205	Pavement and safety improvements from Carnahan Street to 0.2 mile south of Farm Road 156.	Engineering:	0	1	1	10	0	0									
		R/W:	0	0	0	0	0	0									
		Construction:	0	0	0	193	0	0									
		FFOS:	0	0	0	0	0	0									
		Payments:	0	0	0	0	0	0									
County: Greene Route: RT YY Job No.: 8S3082 Length: 4.67 MPO: Y Fund Cat: Taking Care Of System Sec Cat: Thin Lift Overlay Awd Date: 2019 Anticipated Fed Cat: S.T.P. TIP #: Future Cost: 0 Estimate Total: 840	Pavement and safety improvements from 0.2 mile east of Rte. 65 to Rte. 125.	Engineering:	0	2	3	40	0	0									
		R/W:	0	0	0	0	0	0									
		Construction:	0	0	0	795	0	0									
		FFOS:	0	0	0	0	0	0									
		Payments:	0	0	0	0	0	0									
County: Greene Route: RT Z Job No.: 8S3083 Length: 2.55 MPO: Y Fund Cat: Taking Care Of System Sec Cat: Thin Lift Overlay Awd Date: 2019 Anticipated Fed Cat: S.T.P. TIP #: Future Cost: 0 Estimate Total: 346	Pavement and safety improvements from Farm Road 60 to Rte. 160.	Engineering:	0	1	1	17	0	0									
		R/W:	0	0	0	0	0	0									
		Construction:	0	0	0	327	0	0									
		FFOS:	0	0	0	0	0	0									
		Payments:	0	0	0	0	0	0									
County: Various Route: Various Job No.: 0P3020I Length: 0.00 MPO: Y Fund Cat: Safety Sec Cat: Safety Awd Date: 2020 Anticipated Fed Cat: Safety TIP #: Future Cost: 0 Estimate Total: 912	Safety projects at various locations in the urban Southwest District. \$835,000 from Statewide Open Container funds.	Engineering:	0	0	0	0	0	0									
		R/W:	0	0	0	0	0	0									
		Construction:	0	0	0	0	912	0									
		FFOS:	0	0	0	0	835	0									
		Payments:	0	0	0	0	0	0									
County: Various Route: Various Job No.: 0P3021I Length: 0.00 MPO: N Fund Cat: Safety Sec Cat: Safety Awd Date: 2021 Anticipated Fed Cat: Safety TIP #: Future Cost: 0 Estimate Total: 940	Safety projects at various locations in the urban Southwest District. \$835,000 from Statewide Open Container funds.	Engineering:	0	0	0	0	0	0									
		R/W:	0	0	0	0	0	0									
		Construction:	0	0	0	0	0	940									
		FFOS:	0	0	0	0	0	835									
		Payments:	0	0	0	0	0	0									

* Subject to the approval of the Transportation Improvement Plan by the governing Metropolitan Planning Organization.

Apr-22-2016

Section 4 - 11

District Southwest

TMA

Dollars in Thousands



2017-2021 Highway and Bridge Construction Schedule

Transportation Planning

P.O. Box 270
Jefferson City, MO 65102

Construction contingency applied to construction cost in the year the project is awarded.

Three percent project growth factor compounded annually is applied to right-of-way and construction costs in program years 2, 3, 4, and 5.

No inflation is applied to the Funding From Other Sources (FFOS) or Payments.

Engineering includes PE costs, CE costs and R/W incidentals.

Construction contingency applied to construction cost in the year the project is awarded. Three percent project growth factor compounded annually is applied to right-of-way and construction costs in program years 2, 3, 4, and 5. No inflation is applied to the Funding From Other Sources (FFOS) or Payments. Engineering includes PE costs, CE costs and R/W incidentals.												STATE FISCAL YEAR PROJECT BUDGETING						
												Prior Prog.	7/2016- 6/2017	7/2017- 6/2018	7/2018- 6/2019	7/2019- 6/2020	7/2020- 6/2021	
County: Various	ADA Transition Plan improvements at various locations in the urban Southwest District.											Engineering:	0	0	0	0	0	
Route: Various	\$307,000 from Statewide Transportation Alternatives funds.											R/W:	0	0	0	0	0	
Job No.: 0S3020I												Construction:	0	0	0	0	335	
Length: 0.00	MPO: Y											FFOS:	0	0	0	0	307	
Fund Cat: Taking Care Of System											Fed: 268	State: 67	Local: 0	Payments:	0	0	0	0
Sec Cat: N- Ada Trans	Awd Date: 2020	Anticipated Fed Cat: S.T.P.																
TIP #:	Future Cost: 0										Estimate Total:	335						
County: Various	ADA Transition Plan improvements at various locations in the urban Southwest District.											Engineering:	0	0	0	0	0	
Route: Various	\$307,000 from Statewide Transportation Alternatives funds.											R/W:	0	0	0	0	0	
Job No.: 0S3021I												Construction:	0	0	0	0	346	
Length: 0.00	MPO: Y											FFOS:	0	0	0	0	307	
Fund Cat: Taking Care Of System											Fed: 277	State: 69	Local: 0	Payments:	0	0	0	0
Sec Cat: N- Ada Trans	Awd Date: 2021	Anticipated Fed Cat: S.T.P.																
TIP #:	Future Cost: 0										Estimate Total:	346						
County: Various	Job Order Contracting for guard cable and guardrail repair at various locations in the urban Southwest District.											Engineering:	6	1	146	0	0	
Route: Various												R/W:	0	0	0	0	0	
Job No.: 8P2243												Construction:	0	0	626	0	0	
Length: 0.00	MPO: Y											FFOS:	0	0	0	0	0	
Fund Cat: Taking Care Of System											Fed: 618	State: 155	Local: 0	Payments:	0	0	0	0
Sec Cat: Routine Maintenance	Awd Date: 2018	Anticipated Fed Cat: S.T.P.																
TIP #:	MO1505	Future Cost: 0										Estimate Total:	779					
County: Various	Job Order Contracting for guard cable and guardrail repair at various locations in the urban Southwest District.											Engineering:	6	1	1	2	13	
Route: Various												R/W:	0	0	0	0	0	
Job No.: 8P3009												Construction:	0	0	0	0	191	
Length: 0.00	MPO: Y											FFOS:	0	0	0	0	0	
Fund Cat: Taking Care Of System											Fed: 168	State: 40	Local: 0	Payments:	0	0	0	0
Sec Cat: Routine Maintenance	Awd Date: 2020	Anticipated Fed Cat: S.T.P.																
TIP #:	MO1705	Future Cost: 0										Estimate Total:	214					
County: Various	Intersection improvements at various locations in the urban Southwest District.											Engineering:	0	10	10	330	459	
Route: Various												R/W:	0	0	0	318	0	
Job No.: 8P3087												Construction:	0	0	0	0	5,127	
Length: 0.00	MPO: Y											FFOS:	0	0	0	0	0	
Fund Cat: Flexible & Other											Fed: 5,003	State: 1,251	Local: 0	Payments:	0	0	0	0
Sec Cat: Regional	Awd Date: 2020	Anticipated Fed Cat: NHPP																
TIP #:	Future Cost: 0										Estimate Total:	6,254						

* Subject to the approval of the Transportation Improvement Plan by the governing Metropolitan Planning Organization.

Apr-22-2016

Section 4 - 12

District Southwest

TMA

Dollars in Thousands



2017-2021 Highway and Bridge Construction Schedule

Transportation Planning

P.O. Box 270
Jefferson City, MO 65102

Construction contingency applied to construction cost in the year the project is awarded.

Three percent project growth factor compounded annually is applied to right-of-way and construction costs in program years 2, 3, 4, and 5.

No inflation is applied to the Funding From Other Sources (FFOS) or Payments.

Engineering includes PE costs, CE costs and R/W incidentals.

						STATE FISCAL YEAR PROJECT BUDGETING					
						Prior Prog.	7/2016- 6/2017	7/2017- 6/2018	7/2018- 6/2019	7/2019- 6/2020	7/2020- 6/2021
County: Various	Intersection improvements at various locations in the urban Southwest District.					Engineering:	0	260	549	0	0
Route: Various						R/W:	0	300	0	0	0
Job No.: 8P3088						Construction:	0	0	4,833	0	0
Length: 0.00	MPO: Y					FFOS:	0	0	0	0	0
Fund Cat: Flexible & Other	Fed: 4,753 State: 1,189 Local: 0					Payments:	0	0	0	0	0
Sec Cat: Regional	Awd Date: 2018 Anticipated Fed Cat: NHPP										
TIP #:	Future Cost: 0 Estimate Total: 5,942										
County: Various	Pavement improvements on major routes in the urban Southwest District.					Engineering:	0	2	2	74	432
Route: Various						R/W:	0	0	0	0	0
Job No.: 8P3089						Construction:	0	0	0	0	8,917
Length: 0.00	MPO: Y					FFOS:	0	0	0	0	0
Fund Cat: Taking Care Of System	Fed: 7,543 State: 1,884 Local: 0					Payments:	0	0	0	0	0
Sec Cat: Thin Lift Overlay	Awd Date: 2020 Anticipated Fed Cat: NHPP										
TIP #:	Future Cost: 0 Estimate Total: 9,427										
County: Various	Safety improvements at various expressway intersections in the urban Southwest District.					Engineering:	0	2	667	0	0
Route: Various	\$860,000 Open Container funds.					R/W:	0	0	0	0	0
Job No.: 8P3091						Construction:	0	0	5,253	0	0
Length: 0.00	MPO: Y					FFOS:	0	0	860	0	0
Fund Cat: Safety	Fed: 5,331 State: 591 Local: 0					Payments:	0	0	0	0	0
Sec Cat: Safety	Awd Date: 2018 Anticipated Fed Cat: Safety										
TIP #:	Future Cost: 0 Estimate Total: 5,922										
County: Various	Pavement improvements on major routes in the urban Southwest District.					Engineering:	0	2	2	2	42
Route: Various						R/W:	0	0	0	0	0
Job No.: 8P3097						Construction:	0	0	0	0	5,740
Length: 0.00	MPO: Y					FFOS:	0	0	0	0	0
Fund Cat: Taking Care Of System	Fed: 4,849 State: 1,210 Local: 0					Payments:	0	0	0	0	0
Sec Cat: Thin Lift Overlay	Awd Date: 2021 Anticipated Fed Cat: NHPP										
TIP #:	Future Cost: 0 Estimate Total: 6,059										
County: Various	Intersection improvements to off-set left turns at various intersections in the urban Southwest District.					Engineering:	0	252	0	0	0
Route: Various						R/W:	0	0	0	0	0
Job No.: 8P3100						Construction:	0	1,773	0	0	0
Length: 0.00	MPO: Y					FFOS:	0	0	0	0	0
Fund Cat: Safety	Fed: 1,823 State: 202 Local: 0					Payments:	0	0	0	0	0
Sec Cat: Urban Safety	Awd Date: Winter 17 Anticipated Fed Cat: Safety										
TIP #:	Future Cost: 0 Estimate Total: 2,025										

* Subject to the approval of the Transportation Improvement Plan by the governing Metropolitan Planning Organization.

Apr-22-2016

Section 4 - 13

District Southwest

TMA

Dollars in Thousands



2017-2021 Highway and Bridge Construction Schedule

Transportation Planning

P.O. Box 270
Jefferson City, MO 65102

Construction contingency applied to construction cost in the year the project is awarded.
Three percent project growth factor compounded annually is applied to right-of-way and construction costs in program years 2, 3, 4, and 5.
No inflation is applied to the Funding From Other Sources (FFOS) or Payments.
Engineering includes PE costs, CE costs and R/W incidentals.

STATE FISCAL YEAR PROJECT BUDGETING						
	Prior Prog.	7/2016- 6/2017	7/2017- 6/2018	7/2018- 6/2019	7/2019- 6/2020	7/2020- 6/2021
FFOS:	4,985	12,748	937	1,135	1,142	1,142
Total R/W:	5,257	1,447	1,280	318	0	0
Total Construction:	0	42,446	31,216	34,159	17,545	15,881
Paybacks:	0	0	0	0	0	0
Sub-Total:	5,257	43,893	32,496	34,477	17,545	15,881
Total Engineering:	1,863	5,967	4,787	2,698	1,545	1,294
Grand Total:	7,120	49,860	37,283	37,175	19,090	17,175

	2017	2018	2019	2020	2021
State	8,036	6,857	7,426	3,724	3,340
AC-State	0	0	0	0	0
Local	1,794	0	0	0	0
Sub-total State	9,830	6,857	7,426	3,724	3,340

Federal					
Sub-total Federal	40,030	30,426	29,749	15,366	13,835
Grand Total	49,860	37,283	37,175	19,090	17,175

Project Count: 65

* Subject to the approval of the Transportation Improvement Plan by the governing Metropolitan Planning Organization.

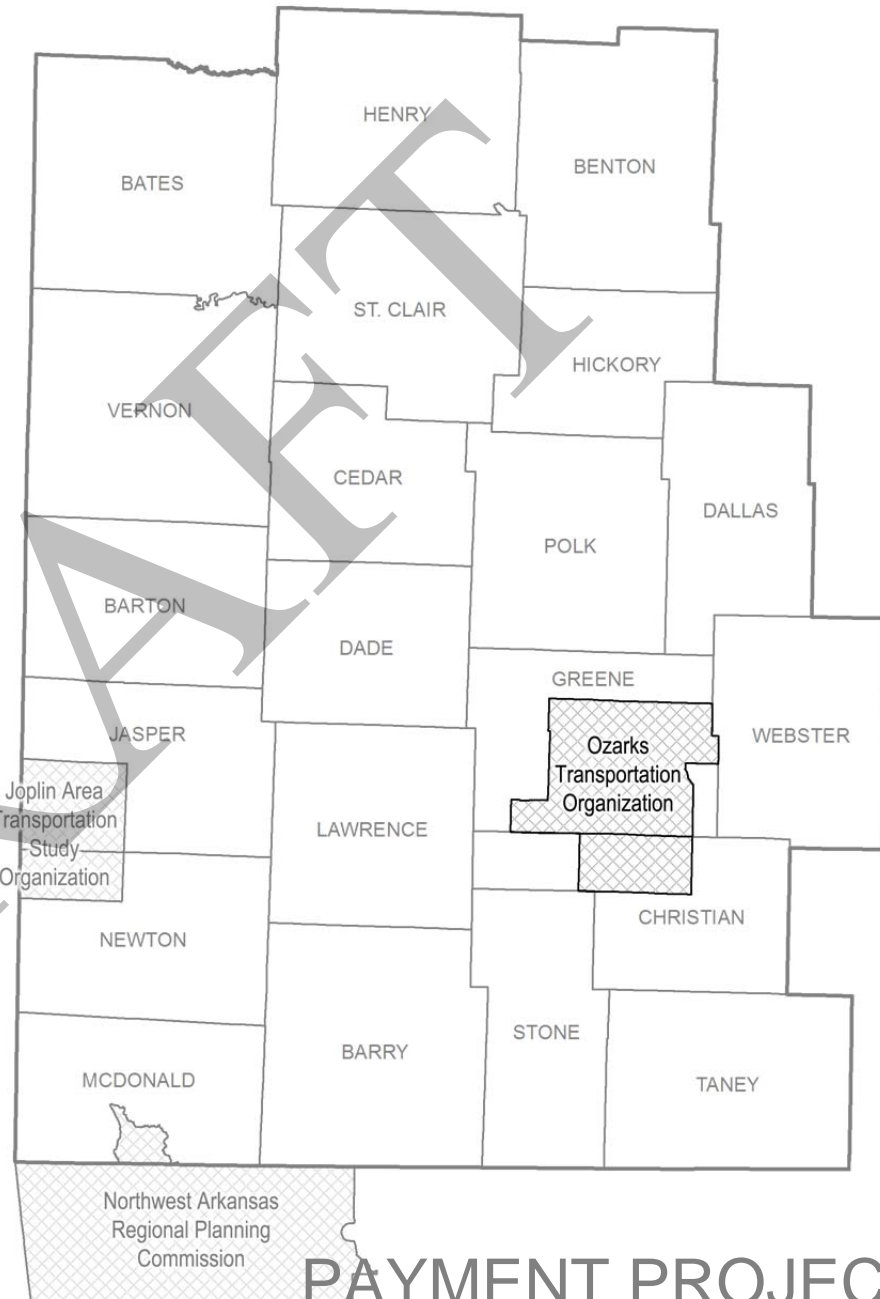
Apr-22-2016

Section 4 - 1

District Southwest

TMA

Dollars in Thousands



MoDOT's Southwest District
TMA: Ozarks Transportation Organization

PAYMENT PROJECTS

(Note: The following MoDOT projects are located inside the Springfield Metropolitan Planning area boundary.)



2017-2021 Highway and Bridge Construction Schedule

Transportation Planning

P.O. Box 270
Jefferson City, MO 65102

Construction contingency applied to construction cost in the year the project is awarded.

Three percent project growth factor compounded annually is applied to right-of-way and construction costs in program years 2, 3, 4, and 5.

No inflation is applied to the Funding From Other Sources (FFOS) or Payments.

Engineering includes PE costs, CE costs and R/W incidentals.

Construction contingency applied to construction cost in the year the project is awarded. Three percent project growth factor compounded annually is applied to right-of-way and construction costs in program years 2, 3, 4, and 5. No inflation is applied to the Funding From Other Sources (FFOS) or Payments. Engineering includes PE costs, CE costs and R/W incidentals.												STATE FISCAL YEAR PROJECT BUDGETING					
												Prior Prog.	7/2016-	7/2017-	7/2018-	7/2019-	7/2020-
													6/2017	6/2018	6/2019	6/2020	6/2021
County: Various Route: Various Job No.: 5B0800X Length: 0.00 MPO: Y Fund Cat: Taking Care Of System Sec Cat: Rehab And Reconst TIP #: MO1105	Payback beginning in SFY 2008 for Safe and Sound bridges in the urban Southwest District. Fed: 0 State: 1,420 Local: 0 Awd Date: N/A Anticipated Fed Cat: State Future Cost: 2,001 - 5,000 Estimate Total: 3,145					Engineering: 0 R/W: 7 Construction: 0 FFOS: 7 Payments: 1,718	0 0 0 0 284	0 0 0 0 284	0 0 0 0 284	0 0 0 0 284							
County: Various Route: Various Job No.: 8I3070 Length: 0.00 MPO: Y Fund Cat: Safety Sec Cat: Safety TIP #:	On-call work zone enforcement at various locations in the urban Southwest District. Fed: 36 State: 4 Local: 0 Awd Date: N/A Anticipated Fed Cat: Safety Future Cost: 0 Estimate Total: 40					Engineering: 0 R/W: 0 Construction: 0 FFOS: 0 Payments: 0	1 0 0 0 0	3 0 0 0 36	0 0 0 0 0	0 0 0 0 0							
County: Various Route: Various Job No.: 8I3071 Length: 0.00 MPO: Y Fund Cat: Safety Sec Cat: Safety TIP #:	On-call work zone enforcement at various locations in the urban Southwest District. Fed: 40 State: 4 Local: 0 Awd Date: N/A Anticipated Fed Cat: Safety Future Cost: 0 Estimate Total: 44					Engineering: 0 R/W: 0 Construction: 0 FFOS: 0 Payments: 0	2 0 0 0 0	2 0 0 0 0	4 0 0 0 36	0 0 0 0 0							
County: Various Route: Various Job No.: 8P3054 Length: 0.00 MPO: Y Fund Cat: Safety Sec Cat: Safety TIP #: MO1608	On-call work zone enforcement at various locations in the urban Southwest District. Fed: 35 State: 4 Local: 0 Awd Date: N/A Anticipated Fed Cat: Safety Future Cost: 0 Estimate Total: 40					Engineering: 1 R/W: 0 Construction: 0 FFOS: 0 Payments: 0	3 0 0 0 36	0 0 0 0 0	0 0 0 0 0	0 0 0 0 0							
County: Various Route: Various Job No.: 8Q3001 Length: 0.00 MPO: Y Fund Cat: Flexible & Other Sec Cat: Systems Operations TIP #: MO1701	Operations and management of Ozarks Traffic ITS in the urban Southwest District. Fed: 235 State: 59 Local: 0 Awd Date: N/A Anticipated Fed Cat: S.T.P. Future Cost: 0 Estimate Total: 294					Engineering: 0 R/W: 0 Construction: 0 FFOS: 0 Payments: 0	1 0 0 0 293	0 0 0 0 0	0 0 0 0 0	0 0 0 0 0							

* Subject to the approval of the Transportation Improvement Plan by the governing Metropolitan Planning Organization.

Apr-22-2016

Section 4 - 1

District Southwest

TMA

Dollars in Thousands



2017-2021 Highway and Bridge Construction Schedule

Transportation Planning

P.O. Box 270
Jefferson City, MO 65102

Construction contingency applied to construction cost in the year the project is awarded.

Three percent project growth factor compounded annually is applied to right-of-way and construction costs in program years 2, 3, 4, and 5.

No inflation is applied to the Funding From Other Sources (FFOS) or Payments.

Engineering includes PE costs, CE costs and R/W incidentals.

Construction contingency applied to construction cost in the year the project is awarded. Three percent project growth factor compounded annually is applied to right-of-way and construction costs in program years 2, 3, 4, and 5. No inflation is applied to the Funding From Other Sources (FFOS) or Payments. Engineering includes PE costs, CE costs and R/W incidentals.												STATE FISCAL YEAR PROJECT BUDGETING						
												Prior Prog.	7/2016- 6/2017	7/2017- 6/2018	7/2018- 6/2019	7/2019- 6/2020	7/2020- 6/2021	
County: Various	Operations and management of Ozarks Traffic ITS in the urban Southwest District.											Engineering:	0	1	1	0	0	0
Route: Various												R/W:	0	0	0	0	0	0
Job No.: 8Q3072												Construction:	0	0	0	0	0	0
Length: 0.00	MPO: Y											FFOS:	0	0	0	0	0	0
Fund Cat: Flexible & Other	Fed: 236 State: 59 Local: 0											Payments:	0	0	293	0	0	0
Sec Cat: Systems Operations	Awd Date: N/A	Anticipated Fed Cat: S.T.P.																
TIP #:	Future Cost: 0 Estimate Total: 295																	
County: Various	Operations and management of Ozarks Traffic ITS in the urban Southwest District.											Engineering:	0	1	1	1	0	0
Route: Various												R/W:	0	0	0	0	0	0
Job No.: 8Q3073												Construction:	0	0	0	0	0	0
Length: 0.00	MPO: Y											FFOS:	0	0	0	0	0	0
Fund Cat: Flexible & Other	Fed: 237 State: 59 Local: 0											Payments:	0	0	0	293	0	0
Sec Cat: Systems Operations	Awd Date: N/A	Anticipated Fed Cat: S.T.P.																
TIP #:	Future Cost: 0 Estimate Total: 296																	

* Subject to the approval of the Transportation Improvement Plan by the governing Metropolitan Planning Organization.

Apr-22-2016

Section 4 - 2

District Southwest

TMA

Dollars in Thousands



2017-2021 Highway and Bridge Construction Schedule

Transportation Planning

P.O. Box 270
Jefferson City, MO 65102

Construction contingency applied to construction cost in the year the project is awarded.
Three percent project growth factor compounded annually is applied to right-of-way and construction costs in program years 2, 3, 4, and 5.
No inflation is applied to the Funding From Other Sources (FFOS) or Payments.
Engineering includes PE costs, CE costs and R/W incidentals.

STATE FISCAL YEAR PROJECT BUDGETING						
	Prior Prog.	7/2016- 6/2017	7/2017- 6/2018	7/2018- 6/2019	7/2019- 6/2020	7/2020- 6/2021
FFOS:	7	0	0	0	0	0
Total R/W:	7	0	0	0	0	0
Total Construction:	0	0	0	0	0	0
Paybacks:	1,718	613	613	613	284	284
Sub-Total:	1,725	613	613	613	284	284
Total Engineering:	1	9	7	5	0	0
Grand Total:	1,726	622	620	618	284	284
		2017	2018	2019	2020	2021
State		347	347	347	284	284
AC-State		0	0	0	0	0
Local		0	0	0	0	0
Sub-total State		347	347	347	284	284
Federal						
Sub-total Federal		275	273	271	0	0
Grand Total		622	620	618	284	284

Project Count: 7

* Subject to the approval of the Transportation Improvement Plan by the governing Metropolitan Planning Organization.

Apr-22-2016

Section 4 - 1

District Southwest

TMA

Dollars in Thousands



2017-2021 Highway and Bridge Construction Schedule

Transportation Planning

P.O. Box 270
Jefferson City, MO 65102

Construction contingency applied to construction cost in the year the project is awarded.
Three percent project growth factor compounded annually is applied to right-of-way and construction costs in program years 2, 3, 4, and 5.

No inflation is applied to the Funding From Other Sources (FFOS) or Payments.

Engineering includes PE costs, CE costs and R/W incidentals.

Southwest TMA Total

STATE FISCAL YEAR PROJECT BUDGETING						
	Prior Prog.	7/2016- 6/2017	7/2017- 6/2018	7/2018- 6/2019	7/2019- 6/2020	7/2020- 6/2021
FFOS:	4,992	12,748	937	1,135	1,142	1,142
Total R/W:	5,264	1,447	1,280	318	0	0
Total Construction:	0	42,446	31,216	34,159	17,545	15,881
Paybacks:	1,718	613	613	613	284	284
Sub-Total:	6,982	44,506	33,109	35,090	17,829	16,165
Total Engineering:	1,864	5,976	4,794	2,703	1,545	1,294
Grand Total:	8,846	50,482	37,903	37,793	19,374	17,459

	2017	2018	2019	2020	2021
State	8,383	7,204	7,773	4,008	3,624
AC-State	0	0	0	0	0
Local	1,794	0	0	0	0
Sub-total State	10,177	7,204	7,773	4,008	3,624

Federal					
Sub-total Federal	40,305	30,699	30,020	15,366	13,835
Grand Total	50,482	37,903	37,793	19,374	17,459

Project Count: 72

* Subject to the approval of the Transportation Improvement Plan by the governing Metropolitan Planning Organization.

Apr-22-2016

Section 4 - 1

District Southwest

TMA

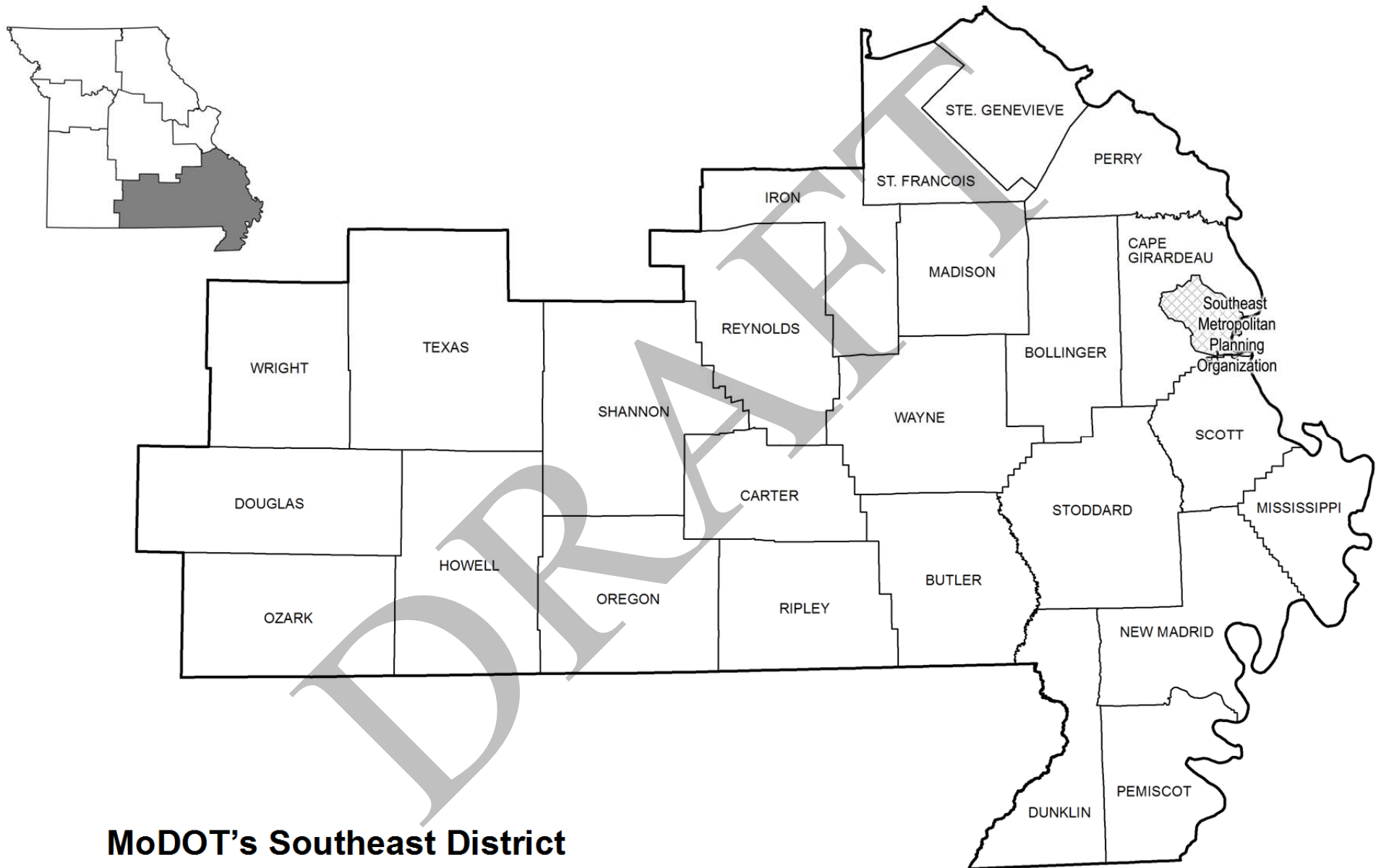
Dollars in Thousands

District Program Summary
Southwest (Urban)
(Dollars in Millions)

Amounts include construction and right of way, excludes engineering.

State Fiscal Year	2017	2018	2019	2020	2021
Statewide Interstate And Major Bridge - Available					
Statewide Interstate And Major Bridge - FFOS	0.000	0.000	0.000	0.000	0.000
Statewide Interstate And Major Bridge - Fund Transfers	0.425	0.000	0.000	0.000	0.000
Statewide Interstate And Major Bridge - Carryover	0.000	0.000	0.000	0.000	0.000
Award and Completed Project Adjustments	0.000	0.000	0.000	0.000	0.000
Statewide Interstate And Major Bridge - Total Available	0.425	0.000	0.000	0.000	0.000
Statewide Interstate And Major Bridge - Programmed	0.550	0.000	0.000	0.000	0.000
Safety - Available	1.291	1.486	1.430	1.462	1.451
Safety - FFOS	0.815	0.860	0.000	0.835	0.835
Safety - Fund Transfers	-1.365	-0.674	-0.399	0.000	0.000
Safety - Carryover	4.278	0.000	0.000	0.000	0.000
Award and Completed Project Adjustments	5.610	0.030	0.060	-0.050	0.000
Safety - Total Available	10.629	1.702	1.091	2.247	2.286
Safety - Programmed	6.958	5.289	0.094	0.912	0.940
Taking Care Of System - Available	6.937	7.565	7.585	7.758	7.700
Taking Care Of System - FFOS	0.457	0.077	0.300	0.307	0.307
Taking Care Of System - Fund Transfers	12.967	7.475	9.399	0.000	0.000
Taking Care Of System - Carryover	6.333	0.000	0.000	0.000	0.000
Award and Completed Project Adjustments	0.440	0.690	0.860	-0.606	0.000
Taking Care Of System - Total Available	27.134	15.807	18.144	7.459	8.007
Taking Care Of System - Programmed	18.753	10.240	17.460	11.789	7.578
Flexible & Other - Available					
Flexible & Other - FFOS	11.476	0.000	0.835	0.000	0.000
Flexible & Other - Fund Transfers	6.769	17.076	15.710	4.692	6.793
Flexible & Other - Carryover	-5.746	0.000	0.000	0.000	0.000
Award and Completed Project Adjustments	1.920	0.660	7.460	0.625	0.000
Flexible & Other - Total Available	14.419	17.736	24.005	5.317	6.793
Flexible & Other - Programmed	18.245	17.579	17.535	5.127	7.646
Statewide Major Projects & Emerging Needs - Available					
Statewide Major Projects & Emerging Needs - FFOS	0.000	0.000	0.000	0.000	0.000
Statewide Major Projects & Emerging Needs - Fund Transfers	0.000	0.000	0.000	0.000	0.000
Statewide Major Projects & Emerging Needs - Carryover	0.000	0.000	0.000	0.000	0.000
Award and Completed Project Adjustments	0.000	0.000	0.000	0.000	0.000
Statewide Major Projects & Emerging Needs - Total Available	0.000	0.000	0.000	0.000	0.000
Statewide Major Projects & Emerging Needs - Programmed	0.000	0.000	0.000	0.000	0.000
Statewide Amendment 3 - Available					
Statewide Amendment 3 - FFOS	0.000	0.000	0.000	0.000	0.000
Statewide Amendment 3 - Fund Transfers	0.000	0.000	0.000	0.000	0.000
Statewide Amendment 3 - Carryover	-3.510	0.000	0.000	0.000	0.000
Award and Completed Project Adjustments	0.000	0.000	0.000	0.000	0.000
Statewide Amendment 3 - Total Available	-3.510	0.000	0.000	0.000	0.000
Statewide Amendment 3 - Programmed	0.000	0.000	0.000	0.000	0.000
Total Categorized Funding Available by SFY	49.097	35.245	43.240	15.023	17.086
Total Flexible Funds Available	0.000	-1.673	-5.580	20.561	16.704
Adjustments	7.970	1.380	8.380	-0.031	0.000
Carryovers	1.355				
Total Available by SFY	49.097	33.572	37.660	35.584	33.790
Total Programmed by SFY	44.506	33.108	35.089	17.828	16.164

*Note: Three percent inflation compounded annually applied to program years 2018 - 2021
Two percent construction contingency applied to construction.*



MoDOT's Southeast District

PROJECT DESCRIPTION KEY

2017-2021 Highway and Bridge Construction Schedule

Construction contingency applied to construction cost in the year the project is awarded.

Three percent project growth factor compounded annually is applied to right-of-way and construction in program years 2, 3, 4, and 5.

No inflation is applied to the Funding From Other Sources (FFOS) or Payments.

Engineering includes PE costs, CE costs, and R/W incidentals.

County:	XX			
---------	--	--	--	--

Anticipated Federal
Funding Category^

Estimated cost range beyond 2021.

Date project is to be awarded to begin
construction (Season and calendar year for
2016 & 2017. SFY only beyond 2017).

Metropolitan Planning Organization (Y/N).

Project description and location.

County location of project.

Route location of project.

Project number used to track
project costs.

Total length in 1/100 miles.

Primary Funding Category.*

Secondary Funding Category.**

Transportation Improvement Plan

Projects with full oversight by the
Federal Highway Administration.

Total project cost estimate.

Federal, Advanced CN-State,
State and Local share of project
costs.

Dollars programmed
in previous STIPs.

Dollars funded
from other
sources.

Dollars for construction,
utilities and

Dollars for right-of-way
(land acquisition).

Dollars to be paid back for
accelerating the project or
payments to others.

Dollars for engineering that include
preliminary engineering, construction
engineering and right-of-way incidentals.

*Primary Funding Category:

Take Care of System
Statewide Interstate & Major Bridge
Safety
Statewide Safety
Flexible & Other
Amendment 3

**Secondary Funding Category:

Enhancements
Low Type Resurfacing
N - Ada Trans (ADA Transition Plan)
Preventive Maint (Preventive Maintenance)
Regional
Rehab And Reconst (Rehabilitation and Reconstruction)
Routine Maintenance
Safety
Systems Operations
Thin Lift Overlay
Urban Safety

^Anticipated Federal Funding Category:

CMAQ - Congestion Mitigation and Air Quality.

* Usually 80% Federal & 20% State funds.

Earmark - usually 80% Federal & 20% State funds.

NHFP - National Highway Freight Program.

* Usually 80% Federal & 20% State funds.

NHPP - National Highway Performance Program.

* Usually 80% Federal & 20% State funds.

* Sometimes 90% Federal & 10% State funds.

Safety - usually 90% Federal & 10% State funds.

State - No federal funds, state only funded.

STP - Surface Transportation Block Grant Program.

* Usually 80% Federal & 20% State funds.

(All Costs in Thousands)



2017-2021 Highway and Bridge Construction Schedule

Transportation Planning

P.O. Box 270
Jefferson City, MO 65102

Construction contingency applied to construction cost in the year the project is awarded.

Three percent project growth factor compounded annually is applied to right-of-way and construction costs in program years 2, 3, 4, and 5.

No inflation is applied to the Funding From Other Sources (FFOS) or Payments.

Engineering includes PE costs, CE costs and R/W incidentals.

Construction contingency applied to construction cost in the year the project is awarded. Three percent project growth factor compounded annually is applied to right-of-way and construction costs in program years 2, 3, 4, and 5. No inflation is applied to the Funding From Other Sources (FFOS) or Payments. Engineering includes PE costs, CE costs and R/W incidentals.												STATE FISCAL YEAR PROJECT BUDGETING						
												Prior Prog.	7/2016- 6/2017	7/2017- 6/2018	7/2018- 6/2019	7/2019- 6/2020	7/2020- 6/2021	
County: Bollinger	Bridge improvements over Dry Creek. Project involves bridge G0319.											Engineering:	32	27	0	0	0	0
Route: MO 51												R/W:	21	0	0	0	0	0
Job No.: 9P3043												Construction:	0	377	0	0	0	0
Length: 0.20	MPO: N										FFOS:	0	0	0	0	0		
Fund Cat: Taking Care Of System										Fed: 324 State: 80 Local: 0	Payments:	0	0	0	0	0		
Sec Cat: Rehab And Reconst	Awd Date: Fall 16	Anticipated Fed Cat: NHPP																
TIP #:	Future Cost: 0									Estimate Total: 457								
County: Bollinger	Bridge improvements over Cane Creek Overflow. Project involves bridge H0895.											Engineering:	38	45	0	0	0	0
Route: MO 51												R/W:	2	0	0	0	0	0
Job No.: 9S3042												Construction:	0	480	0	0	0	0
Length: 0.20	MPO: N										FFOS:	0	0	0	0	0		
Fund Cat: Taking Care Of System										Fed: 420 State: 105 Local: 0	Payments:	0	0	0	0	0		
Sec Cat: Rehab And Reconst	Awd Date: Fall 16	Anticipated Fed Cat: NHPP																
TIP #:	Future Cost: 0									Estimate Total: 565								
County: Bollinger	Bridge improvements over Castor River. Project involves bridge J0103.											Engineering:	0	10	40	43	243	0
Route: MO 51												R/W:	0	0	0	8	0	0
Job No.: 9S3298												Construction:	0	0	0	0	2,185	0
Length: 0.17	MPO: N										FFOS:	0	0	0	0	0	0	
Fund Cat: Taking Care Of System										Fed: 2,023 State: 506 Local: 0	Payments:	0	0	0	0	0	0	
Sec Cat: Rehab And Reconst	Awd Date: 2020	Anticipated Fed Cat: NHPP																
TIP #:	Future Cost: 0									Estimate Total: 2,529								
County: Bollinger	Pavement improvements from Rte. 51 to Rte. C in Advance. \$348,000 District Operating Budget.											Engineering:	0	34	0	0	0	0
Route: MO 91												R/W:	0	0	0	0	0	0
Job No.: 9P3177												Construction:	0	348	0	0	0	0
Length: 5.80	MPO: N										FFOS:	0	348	0	0	0	0	
Fund Cat: Taking Care Of System										AC-State: 305 State: 77 Local: 0	Payments:	0	0	0	0	0	0	
Sec Cat: Thin Lift Overlay	Awd Date: Fall 16	Anticipated Fed Cat: S.T.P.																
TIP #:	Future Cost: 0									Estimate Total: 382								
County: Bollinger	Pavement improvements from Rte. M to Rte. 34.											Engineering:	0	49	0	0	0	0
Route: RT B												R/W:	0	0	0	0	0	0
Job No.: 9S3189												Construction:	0	499	0	0	0	0
Length: 7.30	MPO: N										FFOS:	0	0	0	0	0	0	
Fund Cat: Taking Care Of System										AC-State: 438 State: 110 Local: 0	Payments:	0	0	0	0	0	0	
Sec Cat: Thin Lift Overlay	Awd Date: Winter 17	Anticipated Fed Cat: S.T.P.																
TIP #:	Future Cost: 0									Estimate Total: 548								

* Subject to the approval of the Transportation Improvement Plan by the governing Metropolitan Planning Organization.

Apr-22-2016

Section 4 - 1

District Southeast

Dollars in Thousands



2017-2021 Highway and Bridge Construction Schedule

Transportation Planning

P.O. Box 270
Jefferson City, MO 65102

Construction contingency applied to construction cost in the year the project is awarded.

Three percent project growth factor compounded annually is applied to right-of-way and construction costs in program years 2, 3, 4, and 5.

No inflation is applied to the Funding From Other Sources (FFOS) or Payments.

Engineering includes PE costs, CE costs and R/W incidentals.

Construction contingency applied to construction cost in the year the project is awarded. Three percent project growth factor compounded annually is applied to right-of-way and construction costs in program years 2, 3, 4, and 5. No inflation is applied to the Funding From Other Sources (FFOS) or Payments. Engineering includes PE costs, CE costs and R/W incidentals.											STATE FISCAL YEAR PROJECT BUDGETING						
											Prior Prog.	7/2016- 6/2017	7/2017- 6/2018	7/2018- 6/2019	7/2019- 6/2020	7/2020- 6/2021	
County: Bollinger	Bridge improvements over Hurricane Creek. Project involves bridge N0851.										Engineering:	10	150	0	0	0	0
Route: RT CC											R/W:	0	24	0	0	0	0
Job No.: 9S3151											Construction:	0	901	0	0	0	0
Length: 0.20	MPO: N											FFOS:	0	0	0	0	0
Fund Cat: Taking Care Of System	AC-State: 860 State: 215 Local: 0										Payments:	0	0	0	0	0	
Sec Cat: Rehab And Reconst	Awd Date: Spring 17	Anticipated Fed Cat: S.T.P.															
TIP #:	Future Cost: 0	Estimate Total: 1,085															
County: Bollinger	Bridge improvements over Cane Creek. Project involves bridge N0066.										Engineering:	0	5	15	58	0	0
Route: RT FF											R/W:	0	0	0	0	0	0
Job No.: 9S3285											Construction:	0	0	0	502	0	0
Length: 0.12	MPO: N											FFOS:	0	0	0	0	0
Fund Cat: Taking Care Of System	Fed: 465 State: 115 Local: 0										Payments:	0	0	0	0	0	
Sec Cat: Rehab And Reconst	Awd Date: 2019	Anticipated Fed Cat: S.T.P.															
TIP #:	Future Cost: 0	Estimate Total: 580															
County: Bollinger	Pavement improvements from Rte. 51 to Rte. 25. \$1,044,000 District Operating Budget.										Engineering:	0	82	0	0	0	0
Route: RT N											R/W:	0	0	0	0	0	0
Job No.: 9S3172											Construction:	0	1,044	0	0	0	0
Length: 17.40	MPO: N											FFOS:	0	1,044	0	0	0
Fund Cat: Taking Care Of System	Fed: 901 State: 225 Local: 0										Payments:	0	0	0	0	0	
Sec Cat: Thin Lift Overlay	Awd Date: Fall 16	Anticipated Fed Cat: NHPP															
TIP #:	Future Cost: 0	Estimate Total: 1,126															
County: Bollinger	Bridge improvements over Little Crooked Creek. Project involves bridge N0988.										Engineering:	0	31	99	0	0	0
Route: RT ZZ											R/W:	0	4	0	0	0	0
Job No.: 9S3284											Construction:	0	0	794	0	0	0
Length: 0.13	MPO: N											FFOS:	0	0	0	0	0
Fund Cat: Taking Care Of System	Fed: 742 State: 186 Local: 0										Payments:	0	0	0	0	0	
Sec Cat: Rehab And Reconst	Awd Date: Fall 17	Anticipated Fed Cat: S.T.P.															
TIP #:	Future Cost: 0	Estimate Total: 928															
County: Butler	Bridge improvements over Cane Creek. Project involves bridge T0169.										Engineering:	10	155	0	0	0	0
Route: MO 158											R/W:	0	4	0	0	0	0
Job No.: 9S3144											Construction:	0	978	0	0	0	0
Length: 0.20	MPO: N											FFOS:	0	0	0	0	0
Fund Cat: Taking Care Of System	Fed: 910 State: 227 Local: 0										Payments:	0	0	0	0	0	
Sec Cat: Rehab And Reconst	Awd Date: Spring 17	Anticipated Fed Cat: NHPP															
TIP #:	Future Cost: 0	Estimate Total: 1,147															

* Subject to the approval of the Transportation Improvement Plan by the governing Metropolitan Planning Organization.

Apr-22-2016

Section 4 - 2

District Southeast

Dollars in Thousands



2017-2021 Highway and Bridge Construction Schedule

Transportation Planning

P.O. Box 270
Jefferson City, MO 65102

Construction contingency applied to construction cost in the year the project is awarded.

Three percent project growth factor compounded annually is applied to right-of-way and construction costs in program years 2, 3, 4, and 5.

No inflation is applied to the Funding From Other Sources (FFOS) or Payments.

Engineering includes PE costs, CE costs and R/W incidentals.

Construction contingency applied to construction cost in the year the project is awarded. Three percent project growth factor compounded annually is applied to right-of-way and construction costs in program years 2, 3, 4, and 5. No inflation is applied to the Funding From Other Sources (FFOS) or Payments. Engineering includes PE costs, CE costs and R/W incidentals.							STATE FISCAL YEAR PROJECT BUDGETING					
							Prior Prog.	7/2016- 6/2017	7/2017- 6/2018	7/2018- 6/2019	7/2019- 6/2020	7/2020- 6/2021
County: Butler Route: MO 53 Job No.: 9P3071 Length: 1.19 MPO: N Fund Cat: Taking Care Of System Sec Cat: Rehab And Reconst TIP #:	Bridge replacements over St. Francis River and Overflow. Project involves bridges G0433 and K0838.						Engineering: 505	516	0	0	0	0
							R/W: 431	0	0	0	0	0
							Construction: 0	6,056	0	0	0	0
							FFOS: 0	0	0	0	0	0
							Payments: 0	0	0	0	0	0
County: Butler Route: RT B Job No.: 9S3249 Length: 7.20 MPO: N Fund Cat: Taking Care Of System Sec Cat: Thin Lift Overlay TIP #:	Pavement improvements and installation of rumble stripes from Bus. 60 to Rte. 51.						Engineering: 0	167	0	0	0	
							R/W: 0	0	0	0	0	0
							Construction: 0	1,703	0	0	0	0
							FFOS: 0	0	0	0	0	0
							Payments: 0	0	0	0	0	0
County: Cape Girardeau Route: MO 34 Job No.: 9P3121B Length: 3.49 MPO: Y Fund Cat: Taking Care Of System Sec Cat: Thin Lift Overlay TIP #:	Pavement improvements from Rte. 72 to Rte. 34/25/61 intersection in Jackson.						Engineering: 0	10	23	100	0	
							R/W: 0	0	0	0	0	0
							Construction: 0	0	0	1,386	0	0
							FFOS: 0	0	0	0	0	0
							Payments: 0	0	0	0	0	0
County: Cape Girardeau Route: IS 55 Job No.: 9I3110 Length: 13.99 MPO: N Fund Cat: Statewide Interstate And Major Bridge Sec Cat: Rehab And Reconst TIP #:	Pavement improvements from 0.7 mile south of Rte. KK to Rte. T.						Engineering: 32	33	295	0	0	
							R/W: 0	0	0	0	0	0
							Construction: 0	0	3,456	0	0	0
							FFOS: 0	0	0	0	0	0
							Payments: 0	0	0	0	0	0
County: Cape Girardeau Route: IS 55 Job No.: 9I3125 Length: 1.30 MPO: Y Fund Cat: Statewide Interstate And Major Bridge Sec Cat: Rehab And Reconst TIP #:	Bridge improvements over Rte. 61. Project involves bridges A0338 northbound and southbound.						Engineering: 10	64	100	326	0	
							R/W: 0	0	0	0	0	0
							Construction: 0	0	0	3,501	0	0
							FFOS: 0	0	0	0	0	0
							Payments: 0	0	0	0	0	0

* Subject to the approval of the Transportation Improvement Plan by the governing Metropolitan Planning Organization.

Apr-22-2016

Section 4 - 3

District Southeast

Dollars in Thousands



2017-2021 Highway and Bridge Construction Schedule

Transportation Planning

P.O. Box 270
Jefferson City, MO 65102

Construction contingency applied to construction cost in the year the project is awarded.

Three percent project growth factor compounded annually is applied to right-of-way and construction costs in program years 2, 3, 4, and 5.

No inflation is applied to the Funding From Other Sources (FFOS) or Payments.

Engineering includes PE costs, CE costs and R/W incidentals.

Construction contingency applied to construction cost in the year the project is awarded. Three percent project growth factor compounded annually is applied to right-of-way and construction costs in program years 2, 3, 4, and 5. No inflation is applied to the Funding From Other Sources (FFOS) or Payments. Engineering includes PE costs, CE costs and R/W incidentals.							STATE FISCAL YEAR PROJECT BUDGETING						
							Prior Prog.	7/2016- 6/2017	7/2017- 6/2018	7/2018- 6/2019	7/2019- 6/2020	7/2020- 6/2021	
County: Cape Girardeau	Bridge improvements over Cape LaCrox Creek. Project involves bridge H0572.						Engineering:	5	5	31	0	0	0
Route: US 61							R/W:	0	0	0	0	0	0
Job No.: 9P3126							Construction:	0	0	263	0	0	0
Length: 0.15	MPO: Y							FFOS:	0	0	0	0	0
Fund Cat: Taking Care Of System	Fed: 238 State: 61 Local: 0						Payments:	0	0	0	0	0	0
Sec Cat: Rehab And Reconst	Awd Date: 2018	Anticipated Fed Cat: NHPP											
TIP #:	Future Cost: 0 Estimate Total: 304												
County: Cape Girardeau	Pavement improvements from Rte. 25 to I-55 south of Cape Girardeau.						Engineering:	0	75	500	0	0	0
Route: US 61							R/W:	0	0	0	0	0	0
Job No.: 9P3187							Construction:	0	0	5,999	0	0	0
Length: 11.44	MPO: Y							FFOS:	0	0	0	0	0
Fund Cat: Taking Care Of System	Fed: 5,259 State: 1,315 Local: 0						Payments:	0	0	0	0	0	0
Sec Cat: Thin Lift Overlay	Awd Date: 2018	Anticipated Fed Cat: S.T.P.											
TIP #:	Future Cost: 0 Estimate Total: 6,574												
County: Cape Girardeau	Bridge improvements over Poor Creek. Project involves bridge K0684.						Engineering:	10	97	0	0	0	0
Route: US 61							R/W:	0	4	0	0	0	0
Job No.: 9S3135							Construction:	0	634	0	0	0	0
Length: 0.11	MPO: N							FFOS:	0	0	0	0	0
Fund Cat: Taking Care Of System	Fed: 588 State: 147 Local: 0						Payments:	0	0	0	0	0	0
Sec Cat: Rehab And Reconst	Awd Date: Spring 17	Anticipated Fed Cat: NHPP											
TIP #:	Future Cost: 0 Estimate Total: 745												
County: Cape Girardeau	Pavement improvements from Rte. 25 to I-55.						Engineering:	0	4	74	0	0	0
Route: MO 74							R/W:	0	0	0	0	0	0
Job No.: 9S3290							Construction:	0	0	813	0	0	0
Length: 5.26	MPO: Y							FFOS:	0	0	0	0	0
Fund Cat: Taking Care Of System	Fed: 712 State: 179 Local: 0						Payments:	0	0	0	0	0	0
Sec Cat: Thin Lift Overlay	Awd Date: 2018	Anticipated Fed Cat: S.T.P.											
TIP #:	Future Cost: 0 Estimate Total: 891												
County: Cape Girardeau	Bridge improvements over Whitewater River. Project involves bridge L0567.						Engineering:	0	15	15	19	127	0
Route: RT A							R/W:	0	0	0	20	0	0
Job No.: 9S3299							Construction:	0	0	0	0	1,127	0
Length: 0.14	MPO: N							FFOS:	0	0	0	0	0
Fund Cat: Taking Care Of System	Fed: 1,059 State: 264 Local: 0						Payments:	0	0	0	0	0	0
Sec Cat: Rehab And Reconst	Awd Date: 2020	Anticipated Fed Cat: NHPP											
TIP #:	Future Cost: 0 Estimate Total: 1,323												

* Subject to the approval of the Transportation Improvement Plan by the governing Metropolitan Planning Organization.

Apr-22-2016

Section 4 - 4

District Southeast

Dollars in Thousands



2017-2021 Highway and Bridge Construction Schedule

Transportation Planning

P.O. Box 270
Jefferson City, MO 65102

Construction contingency applied to construction cost in the year the project is awarded.

Three percent project growth factor compounded annually is applied to right-of-way and construction costs in program years 2, 3, 4, and 5.

No inflation is applied to the Funding From Other Sources (FFOS) or Payments.

Engineering includes PE costs, CE costs and R/W incidentals.

Construction contingency applied to construction cost in the year the project is awarded. Three percent project growth factor compounded annually is applied to right-of-way and construction costs in program years 2, 3, 4, and 5. No inflation is applied to the Funding From Other Sources (FFOS) or Payments. Engineering includes PE costs, CE costs and R/W incidentals.							STATE FISCAL YEAR PROJECT BUDGETING						
							Prior Prog.	7/2016- 6/2017	7/2017- 6/2018	7/2018- 6/2019	7/2019- 6/2020	7/2020- 6/2021	
County: Cape Girardeau	Bridge improvements over Little River Drainage Ditch No. 15. Project involves bridge						Engineering:	10	62	0	0	0	0
Route: RT EE	A0907.						R/W:	0	5	0	0	0	0
Job No.: 9S3138							Construction:	0	357	0	0	0	0
Length: 0.10	MPO: N							FFOS:	0	0	0	0	0
Fund Cat: Taking Care Of System	Fed: 340 State: 84 Local: 0						Payments:	0	0	0	0	0	0
Sec Cat: Rehab And Reconst	Awd Date: Fall 16	Anticipated Fed Cat: NHPP											
TIP #:	Future Cost: 0 Estimate Total: 434												
County: Cape Girardeau	Pavement improvements from Rte. 25 to Rte. 61.						Engineering:	0	20	147	0	0	0
Route: RT K							R/W:	0	0	0	0	0	0
Job No.: 9S3297							Construction:	0	0	1,755	0	0	0
Length: 6.56	MPO: Y							FFOS:	0	0	0	0	0
Fund Cat: Taking Care Of System	Fed: 1,538 State: 384 Local: 0						Payments:	0	0	0	0	0	0
Sec Cat: Thin Lift Overlay	Awd Date: 2018	Anticipated Fed Cat: S.T.P.											
TIP #:	Future Cost: 0 Estimate Total: 1,922												
County: Cape Girardeau	Bridge improvements over Little Apple Creek. Project involves bridge P0893.						Engineering:	0	18	79	0	0	0
Route: RT KK							R/W:	0	4	0	0	0	0
Job No.: 9S3216							Construction:	0	0	582	0	0	0
Length: 0.20	MPO: N							FFOS:	0	0	0	0	0
Fund Cat: Taking Care Of System	Fed: 547 State: 136 Local: 0						Payments:	0	0	0	0	0	0
Sec Cat: Rehab And Reconst	Awd Date: Fall 17	Anticipated Fed Cat: NHPP											
TIP #:	Future Cost: 0 Estimate Total: 683												
County: Cape Girardeau	Pavement improvements from Rte. B to Rte. 61.						Engineering:	0	10	63	0	0	0
Route: RT KK							R/W:	0	0	0	0	0	0
Job No.: 9S3292							Construction:	0	0	763	0	0	0
Length: 8.65	MPO: N							FFOS:	0	0	0	0	0
Fund Cat: Taking Care Of System	AC-State: 669 State: 167 Local: 0						Payments:	0	0	0	0	0	0
Sec Cat: Thin Lift Overlay	Awd Date: 2018	Anticipated Fed Cat: S.T.P.											
TIP #:	Future Cost: 0 Estimate Total: 836												
County: Cape Girardeau	Bridge improvements over Drainage Ditch No. 8. Project involves bridge N0412.						Engineering:	0	5	10	44	0	0
Route: RT NN							R/W:	0	0	0	0	0	0
Job No.: 9S3286							Construction:	0	0	0	377	0	0
Length: 0.11	MPO: N							FFOS:	0	0	0	0	0
Fund Cat: Taking Care Of System	Fed: 349 State: 87 Local: 0						Payments:	0	0	0	0	0	0
Sec Cat: Rehab And Reconst	Awd Date: 2019	Anticipated Fed Cat: NHPP											
TIP #:	Future Cost: 0 Estimate Total: 436												

* Subject to the approval of the Transportation Improvement Plan by the governing Metropolitan Planning Organization.

Apr-22-2016

Section 4 - 5

District Southeast

Dollars in Thousands



2017-2021 Highway and Bridge Construction Schedule

Transportation Planning

P.O. Box 270
Jefferson City, MO 65102

Construction contingency applied to construction cost in the year the project is awarded.

Three percent project growth factor compounded annually is applied to right-of-way and construction costs in program years 2, 3, 4, and 5.

No inflation is applied to the Funding From Other Sources (FFOS) or Payments.

Engineering includes PE costs, CE costs and R/W incidentals.

Construction contingency applied to construction cost in the year the project is awarded. Three percent project growth factor compounded annually is applied to right-of-way and construction costs in program years 2, 3, 4, and 5. No inflation is applied to the Funding From Other Sources (FFOS) or Payments. Engineering includes PE costs, CE costs and R/W incidentals.											STATE FISCAL YEAR PROJECT BUDGETING							
											Prior Prog.	7/2016- 6/2017	7/2017- 6/2018	7/2018- 6/2019	7/2019- 6/2020	7/2020- 6/2021		
County: Cape Girardeau	Bridge improvements over Little Indian Creek. Project involves bridge N0781.										Engineering:	0	16	129	0	0	0	
Route: RT V											R/W:	0	4	0	0	0	0	
Job No.: 9S3203											Construction:	0	0	879	0	0	0	
Length: 0.20	MPO: N											FFOS:	0	0	0	0	0	0
Fund Cat: Taking Care Of System	Fed: 822 State: 206 Local: 0										Payments:	0	0	0	0	0	0	
Sec Cat: Rehab And Reconst	Awd Date: Fall 17	Anticipated Fed Cat: S.T.P.																
TIP #:	Future Cost: 0	Estimate Total: 1,028																
County: Carter	Pavement improvements on eastbound lane from 0.4 miles west of Rte. Y to Freemont.										Engineering:	0	1	1	15	0	0	
Route: US 60											R/W:	0	0	0	0	0	0	
Job No.: 9P3199											Construction:	0	0	0	184	0	0	
Length: 0.56	MPO: N											FFOS:	0	0	0	0	0	0
Fund Cat: Taking Care Of System	AC-State: 161 State: 40 Local: 0										Payments:	0	0	0	0	0	0	
Sec Cat: Thin Lift Overlay	Awd Date: 2019	Anticipated Fed Cat: S.T.P.																
TIP #:	Future Cost: 0	Estimate Total: 201																
County: Carter	Pavement improvements on eastbound lane from County Road 143 to 1 mile west of Rte. M.										Engineering:	0	10	10	127	0	0	
Route: US 60											R/W:	0	0	0	0	0	0	
Job No.: 9P3200											Construction:	0	0	0	1,598	0	0	
Length: 6.02	MPO: N											FFOS:	0	0	0	0	0	0
Fund Cat: Taking Care Of System	Fed: 1,395 State: 350 Local: 0										Payments:	0	0	0	0	0	0	
Sec Cat: Thin Lift Overlay	Awd Date: 2019	Anticipated Fed Cat: S.T.P.																
TIP #:	Future Cost: 0	Estimate Total: 1,745																
County: Carter	Pavement improvements from Rte. 60 to Rte. 49. \$500,000 District Operating Budget.										Engineering:	0	44	0	0	0	0	
Route: RT A											R/W:	0	0	0	0	0	0	
Job No.: 9S3175											Construction:	0	500	0	0	0	0	
Length: 8.32	MPO: N											FFOS:	0	500	0	0	0	0
Fund Cat: Taking Care Of System	AC-State: 435 State: 109 Local: 0										Payments:	0	0	0	0	0	0	
Sec Cat: Thin Lift Overlay	Awd Date: Fall 16	Anticipated Fed Cat: S.T.P.																
TIP #:	Future Cost: 0	Estimate Total: 544																
County: Dent	Pavement improvements from Rte. 72 to the Iron County line. \$793,000 District Operating Budget.										Engineering:	0	64	0	0	0	0	
Route: MO 32											R/W:	0	0	0	0	0	0	
Job No.: 9P3170											Construction:	0	793	0	0	0	0	
Length: 12.02	MPO: N											FFOS:	0	793	0	0	0	0
Fund Cat: Taking Care Of System	AC-State: 685 State: 172 Local: 0										Payments:	0	0	0	0	0	0	
Sec Cat: Thin Lift Overlay	Awd Date: Fall 16	Anticipated Fed Cat: S.T.P.																
TIP #:	Future Cost: 0	Estimate Total: 857																

* Subject to the approval of the Transportation Improvement Plan by the governing Metropolitan Planning Organization.

Apr-22-2016

Section 4 - 6

District Southeast

Dollars in Thousands



2017-2021 Highway and Bridge Construction Schedule

Construction contingency applied to construction cost in the year the project is awarded.

Three percent project growth factor compounded annually is applied to right-of-way and construction costs in program years 2, 3, 4, and 5.

No inflation is applied to the Funding From Other Sources (FFOS) or Payments.

Engineering includes PE costs, CE costs and R/W incidentals.

Construction contingency applied to construction cost in the year the project is awarded. Three percent project growth factor compounded annually is applied to right-of-way and construction costs in program years 2, 3, 4, and 5. No inflation is applied to the Funding From Other Sources (FFOS) or Payments. Engineering includes PE costs, CE costs and R/W incidentals.							STATE FISCAL YEAR PROJECT BUDGETING					
							Prior Prog.	7/2016- 6/2017	7/2017- 6/2018	7/2018- 6/2019	7/2019- 6/2020	7/2020- 6/2021
County: Douglas Route: MO 5 Job No.: 9P3118 Length: 0.20 MPO: N Fund Cat: Taking Care Of System Sec Cat: Rehab And Reconst Awd Date: Fall 16 Anticipated Fed Cat: NHPP TIP #: Future Cost: 0 Estimate Total: 1,007	Bridge improvements over Bryant Creek. Project involves bridge A0275.						Engineering: 5 R/W: 0 Construction: 0 FFOS: 0 Payments: 0	140 4 858 0 0	0 0 0 0 0	0 0 0 0 0	0 0 0 0 0	
County: Douglas Route: RT T Job No.: 9S3207 Length: 0.20 MPO: N Fund Cat: Taking Care Of System Sec Cat: Rehab And Reconst Awd Date: Fall 17 Anticipated Fed Cat: NHPP TIP #: Future Cost: 0 Estimate Total: 755	Bridge improvements over Little Beaver Creek. Project involves bridge T0154.						Engineering: 0 R/W: 0 Construction: 0 FFOS: 0 Payments: 0	14 4 0 0 0	93 0 644 0 0	0 0 0 0 0	0 0 0 0 0	
County: Douglas Route: RT ZZ Job No.: 9S3205 Length: 0.15 MPO: N Fund Cat: Taking Care Of System Sec Cat: Rehab And Reconst Awd Date: Fall 17 Anticipated Fed Cat: S.T.P. TIP #: Future Cost: 0 Estimate Total: 589	Bridge improvements over Fox Creek. Project involves bridge R0169.						Engineering: 0 R/W: 0 Construction: 0 FFOS: 0 Payments: 0	10 4 0 0 0	73 0 502 0 0	0 0 0 0 0	0 0 0 0 0	
County: Douglas Route: RT ZZ Job No.: 9S3206 Length: 0.20 MPO: N Fund Cat: Taking Care Of System Sec Cat: Rehab And Reconst Awd Date: Fall 17 Anticipated Fed Cat: S.T.P. TIP #: Future Cost: 0 Estimate Total: 589	Bridge improvements over Fox Creek. Project involves bridge R0170.						Engineering: 0 R/W: 0 Construction: 0 FFOS: 0 Payments: 0	10 4 0 0 0	73 0 502 0 0	0 0 0 0 0	0 0 0 0 0	
County: Dunklin Route: MO 25 Job No.: 9P3154 Length: 6.88 MPO: N Fund Cat: Taking Care Of System Sec Cat: Thin Lift Overlay Awd Date: Winter 17 Anticipated Fed Cat: S.T.P. TIP #: Future Cost: 0 Estimate Total: 2,559	Pavement improvements from north of Rte. 153 to Rte. 412.						Engineering: 10 R/W: 0 Construction: 0 FFOS: 0 Payments: 0	219 0 2,330 0 0	0 0 0 0 0	0 0 0 0 0	0 0 0 0 0	

* Subject to the approval of the Transportation Improvement Plan by the governing Metropolitan Planning Organization.



2017-2021 Highway and Bridge Construction Schedule

Transportation Planning

P.O. Box 270
Jefferson City, MO 65102

Construction contingency applied to construction cost in the year the project is awarded.

Three percent project growth factor compounded annually is applied to right-of-way and construction costs in program years 2, 3, 4, and 5.

No inflation is applied to the Funding From Other Sources (FFOS) or Payments.

Engineering includes PE costs, CE costs and R/W incidentals.

Construction contingency applied to construction cost in the year the project is awarded. Three percent project growth factor compounded annually is applied to right-of-way and construction costs in program years 2, 3, 4, and 5. No inflation is applied to the Funding From Other Sources (FFOS) or Payments. Engineering includes PE costs, CE costs and R/W incidentals.												STATE FISCAL YEAR PROJECT BUDGETING						
												Prior Prog.	7/2016- 6/2017	7/2017- 6/2018	7/2018- 6/2019	7/2019- 6/2020	7/2020- 6/2021	
County: Dunklin	Pavement improvements from Bus. 25 to County Road 212.											Engineering:	0	10	97	0	0	0
Route: MO 25												R/W:	0	0	0	0	0	0
Job No.: 9P3265												Construction:	0	0	1,126	0	0	0
Length: 4.02	MPO: N											FFOS:	0	0	0	0	0	0
Fund Cat: Taking Care Of System	AC-State: 987	State: 246	Local: 0								Payments:	0	0	0	0	0	0	
Sec Cat: Thin Lift Overlay	Awd Date: 2018	Anticipated Fed Cat: S.T.P.																
TIP #:	Future Cost: 0	Estimate Total: 1,233																
County: Dunklin	Pavement improvements from Rte. 25 to Taylor Street in Malden.											Engineering:	0	4	50	0	0	0
Route: BU 25												R/W:	0	0	0	0	0	0
Job No.: 9S3266												Construction:	0	0	568	0	0	0
Length: 3.20	MPO: N											FFOS:	0	0	0	0	0	0
Fund Cat: Taking Care Of System	AC-State: 497	State: 125	Local: 0								Payments:	0	0	0	0	0	0	
Sec Cat: Thin Lift Overlay	Awd Date: 2018	Anticipated Fed Cat: S.T.P.																
TIP #:	Future Cost: 0	Estimate Total: 622																
County: Dunklin	Pavement improvements from Rte. P to Rte. N.											Engineering:	0	2	18	0	0	0
Route: RT C												R/W:	0	0	0	0	0	0
Job No.: 9S3248												Construction:	0	0	207	0	0	0
Length: 3.32	MPO: N											FFOS:	0	0	0	0	0	0
Fund Cat: Taking Care Of System	AC-State: 182	State: 45	Local: 0								Payments:	0	0	0	0	0	0	
Sec Cat: Thin Lift Overlay	Awd Date: 2018	Anticipated Fed Cat: S.T.P.																
TIP #:	Future Cost: 0	Estimate Total: 227																
County: Dunklin	Pavement improvements from Rte. 84 to Rte. 25.											Engineering:	0	10	32	0	0	0
Route: RT E												R/W:	0	0	0	0	0	0
Job No.: 9S3291												Construction:	0	0	331	0	0	0
Length: 2.77	MPO: N											FFOS:	0	0	0	0	0	0
Fund Cat: Taking Care Of System	AC-State: 299	State: 74	Local: 0								Payments:	0	0	0	0	0	0	
Sec Cat: Thin Lift Overlay	Awd Date: 2018	Anticipated Fed Cat: S.T.P.																
TIP #:	Future Cost: 0	Estimate Total: 373																
County: Dunklin	Bridge improvements over Honey Cypress Ditch. Project involves bridge F0963.											Engineering:	0	26	43	0	0	0
Route: RT N												R/W:	0	4	0	0	0	0
Job No.: 9S3221												Construction:	0	0	420	0	0	0
Length: 0.20	MPO: N											FFOS:	0	0	0	0	0	0
Fund Cat: Taking Care Of System	Fed: 394	State: 99	Local: 0								Payments:	0	0	0	0	0	0	
Sec Cat: Rehab And Reconst	Awd Date: Fall 17	Anticipated Fed Cat: NHPP																
TIP #:	Future Cost: 0	Estimate Total: 493																

* Subject to the approval of the Transportation Improvement Plan by the governing Metropolitan Planning Organization.

Apr-22-2016

Section 4 - 8

District Southeast

Dollars in Thousands



2017-2021 Highway and Bridge Construction Schedule

Transportation Planning

P.O. Box 270
Jefferson City, MO 65102

Construction contingency applied to construction cost in the year the project is awarded.

Three percent project growth factor compounded annually is applied to right-of-way and construction costs in program years 2, 3, 4, and 5.

No inflation is applied to the Funding From Other Sources (FFOS) or Payments.

Engineering includes PE costs, CE costs and R/W incidentals.

Construction contingency applied to construction cost in the year the project is awarded. Three percent project growth factor compounded annually is applied to right-of-way and construction costs in program years 2, 3, 4, and 5. No inflation is applied to the Funding From Other Sources (FFOS) or Payments. Engineering includes PE costs, CE costs and R/W incidentals.							STATE FISCAL YEAR PROJECT BUDGETING						
							Prior Prog.	7/2016- 6/2017	7/2017- 6/2018	7/2018- 6/2019	7/2019- 6/2020	7/2020- 6/2021	
County: Dunklin Route: RT O Job No.: 9S3229 Length: 0.20 MPO: N Fund Cat: Taking Care Of System Sec Cat: Rehab And Reconst TIP #:	Bridge improvements over Snipe Slough Ditch. Project involves bridge F0631.						Engineering:	0	21	54	0	0	0
							R/W:	0	4	0	0	0	0
							Construction:	0	0	437	0	0	0
							FFOS:	0	0	0	0	0	0
							Payments:	0	0	0	0	0	0
County: Dunklin Route: RT O Job No.: 9S3244 Length: 1.70 MPO: N Fund Cat: Taking Care Of System Sec Cat: Thin Lift Overlay TIP #:	Pavement improvements from Rte. 84 to Rte. 412.						Engineering:	0	1	13	0	0	0
							R/W:	0	0	0	0	0	0
							Construction:	0	0	150	0	0	0
							FFOS:	0	0	0	0	0	0
							Payments:	0	0	0	0	0	0
County: Dunklin Route: RT VV Job No.: 9S3245 Length: 0.92 MPO: N Fund Cat: Taking Care Of System Sec Cat: Thin Lift Overlay TIP #:	Pavement improvements from Rte. O to Rte. 412.						Engineering:	0	1	13	0	0	0
							R/W:	0	0	0	0	0	0
							Construction:	0	0	149	0	0	0
							FFOS:	0	0	0	0	0	0
							Payments:	0	0	0	0	0	0
County: Dunklin Route: RT ZZ Job No.: 9S3152 Length: 0.20 MPO: N Fund Cat: Taking Care Of System Sec Cat: Rehab And Reconst TIP #:	Bridge improvements over Drainage Ditch No. 2. Project involves bridge N0567.						Engineering:	10	48	0	0	0	0
							R/W:	0	4	0	0	0	0
							Construction:	0	318	0	0	0	0
							FFOS:	0	0	0	0	0	0
							Payments:	0	0	0	0	0	0
County: Howell Route: US 160 Job No.: 9P3293 Length: 13.38 MPO: N Fund Cat: Taking Care Of System Sec Cat: Thin Lift Overlay TIP #:	Pavement improvements and addition of two foot shoulders from Rte. 101 to Rte. JJ.						Engineering:	0	22	199	0	0	0
							R/W:	0	0	0	0	0	0
							Construction:	0	0	2,468	0	0	0
							FFOS:	0	0	0	0	0	0
							Payments:	0	0	0	0	0	0

* Subject to the approval of the Transportation Improvement Plan by the governing Metropolitan Planning Organization.

Apr-22-2016

Section 4 - 9

District Southeast

Dollars in Thousands



2017-2021 Highway and Bridge Construction Schedule

Transportation Planning

P.O. Box 270
Jefferson City, MO 65102

Construction contingency applied to construction cost in the year the project is awarded.

Three percent project growth factor compounded annually is applied to right-of-way and construction costs in program years 2, 3, 4, and 5.

No inflation is applied to the Funding From Other Sources (FFOS) or Payments.

Engineering includes PE costs, CE costs and R/W incidentals.

Construction contingency applied to construction cost in the year the project is awarded. Three percent project growth factor compounded annually is applied to right-of-way and construction costs in program years 2, 3, 4, and 5. No inflation is applied to the Funding From Other Sources (FFOS) or Payments. Engineering includes PE costs, CE costs and R/W incidentals.											STATE FISCAL YEAR PROJECT BUDGETING						
											Prior Prog.	7/2016- 6/2017	7/2017- 6/2018	7/2018- 6/2019	7/2019- 6/2020	7/2020- 6/2021	
County: Howell	Bridge improvements over Gunters Creek. Project involves bridge T0465.										Engineering:	0	10	91	0	0	0
Route: MO 17											R/W:	0	4	0	0	0	0
Job No.: 9S3204											Construction:	0	0	610	0	0	0
Length: 0.20	MPO: N											FFOS:	0	0	0	0	0
Fund Cat: Taking Care Of System	Fed: 572 State: 143 Local: 0										Payments:	0	0	0	0	0	0
Sec Cat: Rehab And Reconst	Awd Date: Fall 17	Anticipated Fed Cat: NHPP															
TIP #:	Future Cost: 0 Estimate Total: 715																
County: Howell	Pavement improvements on the eastbound lane from Rte. NN to Mountain View.										Engineering:	0	4	89	0	0	0
Route: US 60											R/W:	0	0	0	0	0	0
Job No.: 9P3195											Construction:	0	0	975	0	0	0
Length: 3.81	MPO: N											FFOS:	0	0	0	0	0
Fund Cat: Taking Care Of System	AC-State: 854 State: 214 Local: 0										Payments:	0	0	0	0	0	
Sec Cat: Thin Lift Overlay	Awd Date: Fall 17	Anticipated Fed Cat: S.T.P.															
TIP #:	Future Cost: 0 Estimate Total: 1,068																
County: Howell	Pavement improvements on the eastbound lane from Mountain View to Birch Tree.										Engineering:	0	20	20	245	0	0
Route: US 60											R/W:	0	0	0	0	0	0
Job No.: 9P3196											Construction:	0	0	0	3,066	0	0
Length: 11.46	MPO: N											FFOS:	0	0	0	0	0
Fund Cat: Taking Care Of System	AC-State: 2,681 State: 670 Local: 0										Payments:	0	0	0	0	0	
Sec Cat: Thin Lift Overlay	Awd Date: 2019	Anticipated Fed Cat: S.T.P.															
TIP #:	Future Cost: 0 Estimate Total: 3,351																
County: Howell	Pavement improvements on the westbound lane from Rte. T to Rte. 63.										Engineering:	0	10	10	210	0	0
Route: US 60											R/W:	0	0	0	0	0	0
Job No.: 9P3202											Construction:	0	0	0	2,468	0	0
Length: 13.85	MPO: N											FFOS:	0	0	0	0	0
Fund Cat: Taking Care Of System	AC-State: 2,158 State: 540 Local: 0										Payments:	0	0	0	0	0	
Sec Cat: Thin Lift Overlay	Awd Date: 2019	Anticipated Fed Cat: S.T.P.															
TIP #:	Future Cost: 0 Estimate Total: 2,698																
County: Howell	Installation of rumble stripes at various locations from Bus. 63 in Willow Springs to County Road 256 in Carter County.										Engineering:	0	21	0	0	0	0
Route: US 60											R/W:	0	0	0	0	0	0
Job No.: 9P3300											Construction:	0	170	0	0	0	0
Length: 80.85	MPO: N											FFOS:	0	0	0	0	0
Fund Cat: Safety	Fed: 172 State: 19 Local: 0										Payments:	0	0	0	0	0	
Sec Cat: Safety	Awd Date: Winter 17	Anticipated Fed Cat: Safety															
TIP #:	Future Cost: 0 Estimate Total: 191																

* Subject to the approval of the Transportation Improvement Plan by the governing Metropolitan Planning Organization.

Apr-22-2016

Section 4 - 10

District Southeast

Dollars in Thousands



2017-2021 Highway and Bridge Construction Schedule

Transportation Planning

P.O. Box 270
Jefferson City, MO 65102

Construction contingency applied to construction cost in the year the project is awarded.

Three percent project growth factor compounded annually is applied to right-of-way and construction costs in program years 2, 3, 4, and 5.

No inflation is applied to the Funding From Other Sources (FFOS) or Payments.

Engineering includes PE costs, CE costs and R/W incidentals.

Construction contingency applied to construction cost in the year the project is awarded. Three percent project growth factor compounded annually is applied to right-of-way and construction costs in program years 2, 3, 4, and 5. No inflation is applied to the Funding From Other Sources (FFOS) or Payments. Engineering includes PE costs, CE costs and R/W incidentals.												STATE FISCAL YEAR PROJECT BUDGETING						
												Prior Prog.	7/2016- 6/2017	7/2017- 6/2018	7/2018- 6/2019	7/2019- 6/2020	7/2020- 6/2021	
County: Howell	Pavement improvements from Rte. 160 to end of state maintenance.											Engineering:	0	4	32	0	0	0
Route: RT BB												R/W:	0	0	0	0	0	0
Job No.: 9S3235												Construction:	0	0	368	0	0	0
Length: 5.65	MPO: N											FFOS:	0	0	0	0	0	0
Fund Cat: Taking Care Of System	AC-State: 323	State: 81	Local: 0									Payments:	0	0	0	0	0	
Sec Cat: Thin Lift Overlay	Awd Date: 2018	Anticipated Fed Cat: S.T.P.																
TIP #:	Future Cost: 0	Estimate Total: 404																
County: Howell	Pavement improvements from Rte. 17 to Mountain View.											Engineering:	0	6	10	102	0	0
Route: RT W												R/W:	0	0	0	0	0	0
Job No.: 9S3241												Construction:	0	0	0	1,265	0	0
Length: 17.96	MPO: N											FFOS:	0	0	0	0	0	0
Fund Cat: Taking Care Of System	Fed: 1,107	State: 276	Local: 0									Payments:	0	0	0	0	0	
Sec Cat: Thin Lift Overlay	Awd Date: 2019	Anticipated Fed Cat: S.T.P.																
TIP #:	Future Cost: 0	Estimate Total: 1,383																
County: Iron	Bridge improvements over Carver Creek. Project involves bridge J0990.											Engineering:	5	5	25	0	0	0
Route: MO 21												R/W:	0	0	0	0	0	0
Job No.: 9P3128												Construction:	0	0	218	0	0	0
Length: 0.05	MPO: N											FFOS:	0	0	0	0	0	0
Fund Cat: Taking Care Of System	Fed: 198	State: 50	Local: 0									Payments:	0	0	0	0	0	
Sec Cat: Rehab And Reconst	Awd Date: 2018	Anticipated Fed Cat: NHPP																
TIP #:	Future Cost: 0	Estimate Total: 253																
County: Iron	Bridge improvements over Big Creek. Project involves bridge G0879.											Engineering:	20	20	98	0	0	0
Route: MO 49												R/W:	0	0	23	0	0	0
Job No.: 9P3129												Construction:	0	0	870	0	0	0
Length: 0.10	MPO: N											FFOS:	0	0	0	0	0	0
Fund Cat: Taking Care Of System	Fed: 808	State: 203	Local: 0									Payments:	0	0	0	0	0	
Sec Cat: Rehab And Reconst	Awd Date: 2018	Anticipated Fed Cat: NHPP																
TIP #:	Future Cost: 0	Estimate Total: 1,031																
County: Iron	Bridge improvements over Stouts Creek. Project involves bridge H0393.											Engineering:	60	54	97	0	0	0
Route: MO 72												R/W:	0	8	0	0	0	0
Job No.: 9P3058												Construction:	0	0	1,075	0	0	0
Length: 0.20	MPO: N											FFOS:	0	0	0	0	0	0
Fund Cat: Taking Care Of System	Fed: 987	State: 247	Local: 0									Payments:	0	0	0	0	0	
Sec Cat: Rehab And Reconst	Awd Date: 2018	Anticipated Fed Cat: NHPP																
TIP #:	Future Cost: 0	Estimate Total: 1,294																

* Subject to the approval of the Transportation Improvement Plan by the governing Metropolitan Planning Organization.

Apr-22-2016

Section 4 - 11

District Southeast

Dollars in Thousands



2017-2021 Highway and Bridge Construction Schedule

Transportation Planning

P.O. Box 270
Jefferson City, MO 65102

Construction contingency applied to construction cost in the year the project is awarded.

Three percent project growth factor compounded annually is applied to right-of-way and construction costs in program years 2, 3, 4, and 5.

No inflation is applied to the Funding From Other Sources (FFOS) or Payments.

Engineering includes PE costs, CE costs and R/W incidentals.

						STATE FISCAL YEAR PROJECT BUDGETING					
						Prior Prog.	7/2016- 6/2017	7/2017- 6/2018	7/2018- 6/2019	7/2019- 6/2020	7/2020- 6/2021
County: Iron	Pavement improvements from Rte. 21 to Madison County line.					Engineering:	0	8	86	0	0
Route: RT E						R/W:	0	0	0	0	0
Job No.: 9S3190						Construction:	0	0	967	0	0
Length: 12.02	MPO: N				AC-State: 849	FFOS:	0	0	0	0	0
Fund Cat: Taking Care Of System				State: 212	Local: 0	Payments:	0	0	0	0	0
Sec Cat: Thin Lift Overlay	Awd Date: 2018	Anticipated Fed Cat: S.T.P.									
TIP #:	Future Cost: 0			Estimate Total: 1,061							
County: Madison	Erosion control repairs at various locations along Rte. 67.					Engineering:	0	44	0	0	0
Route: US 67						R/W:	0	0	0	0	0
Job No.: 9P3243						Construction:	0	500	0	0	0
Length: 8.55	MPO: N				AC-State: 435	FFOS:	0	0	0	0	0
Fund Cat: Taking Care Of System				State: 109	Local: 0	Payments:	0	0	0	0	0
Sec Cat: Systems Operations	Awd Date: Spring 17	Anticipated Fed Cat: S.T.P.									
TIP #:	Future Cost: 0			Estimate Total: 544							
County: Madison	Erosion control repairs at various locations along Rtes. 60 and 67.					Engineering:	0	1	43	0	0
Route: US 67						R/W:	0	0	0	0	0
Job No.: 9P3246						Construction:	0	0	515	0	0
Length: 22.35	MPO: N				AC-State: 447	FFOS:	0	0	0	0	0
Fund Cat: Taking Care Of System				State: 112	Local: 0	Payments:	0	0	0	0	0
Sec Cat: Systems Operations	Awd Date: 2018	Anticipated Fed Cat: S.T.P.									
TIP #:	Future Cost: 0			Estimate Total: 559							
County: Madison	Erosion control repairs at various locations along Rtes. 60 and 67.					Engineering:	0	1	1	42	0
Route: US 67						R/W:	0	0	0	0	0
Job No.: 9P3247						Construction:	0	0	0	530	0
Length: 22.35	MPO: N				AC-State: 459	FFOS:	0	0	0	0	0
Fund Cat: Taking Care Of System				State: 115	Local: 0	Payments:	0	0	0	0	0
Sec Cat: Systems Operations	Awd Date: 2019	Anticipated Fed Cat: S.T.P.									
TIP #:	Future Cost: 0			Estimate Total: 574							
County: Madison	Bridge improvements over St. Francois River. Project involves bridge J0521.					Engineering:	0	20	50	50	51
Route: RT C						R/W:	0	0	0	0	7
Job No.: 9S3213						Construction:	0	0	0	0	2,966
Length: 0.20	MPO: N				Fed: 2,715	FFOS:	0	0	0	0	0
Fund Cat: Taking Care Of System				State: 677	Local: 0	Payments:	0	0	0	0	0
Sec Cat: Rehab And Reconst	Awd Date: 2021	Anticipated Fed Cat: NHPP									
TIP #:	Future Cost: 0			Estimate Total: 3,392							

* Subject to the approval of the Transportation Improvement Plan by the governing Metropolitan Planning Organization.

Apr-22-2016

Section 4 - 12

District Southeast

Dollars in Thousands



2017-2021 Highway and Bridge Construction Schedule

Transportation Planning

P.O. Box 270
Jefferson City, MO 65102

Construction contingency applied to construction cost in the year the project is awarded.

Three percent project growth factor compounded annually is applied to right-of-way and construction costs in program years 2, 3, 4, and 5.

No inflation is applied to the Funding From Other Sources (FFOS) or Payments.

Engineering includes PE costs, CE costs and R/W incidentals.

Construction contingency applied to construction cost in the year the project is awarded. Three percent project growth factor compounded annually is applied to right-of-way and construction costs in program years 2, 3, 4, and 5. No inflation is applied to the Funding From Other Sources (FFOS) or Payments. Engineering includes PE costs, CE costs and R/W incidentals.							STATE FISCAL YEAR PROJECT BUDGETING						
							Prior Prog.	7/2016- 6/2017	7/2017- 6/2018	7/2018- 6/2019	7/2019- 6/2020	7/2020- 6/2021	
County: Madison Route: RT CC Job No.: 9S3215 Length: 0.12 MPO: N Fund Cat: Taking Care Of System Sec Cat: Rehab And Reconst Awd Date: Fall 17 Anticipated Fed Cat: S.T.P. TIP #: Future Cost: 0 Estimate Total: 628	Bridge improvements over Trace Creek. Project involves bridge A2016.						Engineering:	0	13	76	0	0	0
							R/W:	0	4	0	0	0	0
							Construction:	0	0	535	0	0	0
							FFOS:	0	0	0	0	0	0
							Payments:	0	0	0	0	0	0
County: Madison Route: RT Z Job No.: 9S3214 Length: 0.20 MPO: N Fund Cat: Taking Care Of System Sec Cat: Rehab And Reconst Awd Date: Fall 17 Anticipated Fed Cat: S.T.P. TIP #: Future Cost: 0 Estimate Total: 1,025	Bridge improvements over Saline Creek. Project involves bridge N0763.						Engineering:	0	13	131	0	0	0
							R/W:	0	4	0	0	0	0
							Construction:	0	0	877	0	0	0
							FFOS:	0	0	0	0	0	0
							Payments:	0	0	0	0	0	0
County: Mississippi Route: MO 102 Job No.: 9S3142 Length: 0.20 MPO: N Fund Cat: Taking Care Of System Sec Cat: Rehab And Reconst Awd Date: Fall 16 Anticipated Fed Cat: NHPP TIP #: Future Cost: 0 Estimate Total: 1,036	Bridge improvements over Drainage Ditch No. 14. Project involves bridge T0544.						Engineering:	10	148	0	0	0	0
							R/W:	0	4	0	0	0	0
							Construction:	0	874	0	0	0	0
							FFOS:	0	0	0	0	0	0
							Payments:	0	0	0	0	0	0
County: Mississippi Route: IS 57 Job No.: 9I3002 Length: 0.36 MPO: N Fund Cat: Statewide Interstate And Major Bridge Sec Cat: Preventive Maint Awd Date: N/A Anticipated Fed Cat: NHPP TIP #: Future Cost: 0 Estimate Total: 100	Payment to IDOT for bridge improvements over Mississippi River at Cairo. Project involves bridge A2000.						Engineering:	0	0	0	0	0	0
							R/W:	0	0	0	0	0	0
							Construction:	0	100	0	0	0	0
							FFOS:	0	0	0	0	0	0
							Payments:	0	0	0	0	0	0
County: Mississippi Route: IS 57 Job No.: 9I3021 Length: 0.27 MPO: N Fund Cat: Statewide Interstate And Major Bridge Sec Cat: Rehab And Reconst Awd Date: N/A Anticipated Fed Cat: NHPP TIP #: Future Cost: 0 Estimate Total: 400	Payment to IDOT for expansion joint repairs for Mississippi River Bridge. Project involves bridge A2000.						Engineering:	0	0	0	0	0	0
							R/W:	0	0	0	0	0	0
							Construction:	0	0	400	0	0	0
							FFOS:	0	0	0	0	0	0
							Payments:	0	0	0	0	0	0

* Subject to the approval of the Transportation Improvement Plan by the governing Metropolitan Planning Organization.

Apr-22-2016

Section 4 - 13

District Southeast

Dollars in Thousands



2017-2021 Highway and Bridge Construction Schedule

Transportation Planning

P.O. Box 270
Jefferson City, MO 65102

Construction contingency applied to construction cost in the year the project is awarded.

Three percent project growth factor compounded annually is applied to right-of-way and construction costs in program years 2, 3, 4, and 5.

No inflation is applied to the Funding From Other Sources (FFOS) or Payments.

Engineering includes PE costs, CE costs and R/W incidentals.

						STATE FISCAL YEAR PROJECT BUDGETING					
						Prior Prog.	7/2016- 6/2017	7/2017- 6/2018	7/2018- 6/2019	7/2019- 6/2020	7/2020- 6/2021
County:	Mississippi	Payment to IDOT for new navigational lighting system over Mississippi River at Cairo.				Engineering:	0	0	0	0	0
Route:	IS 57	Project involves bridge A2000.				R/W:	0	0	0	0	0
Job No.:	913099					Construction:	0	0	0	500	0
Length:	0.80	MPO:	N			FFOS:	0	0	0	0	0
Fund Cat:	Statewide Interstate And Major Bridge	Fed:	450	State:	50	Local:	0				
Sec Cat:	Rehab And Reconst	Awd Date:	N/A	Anticipated Fed Cat:	NHPP	Payments:	0	0	0	0	0
TIP #:		Future Cost:	0	Estimate Total:	500						
County:	Mississippi	Payment to IDOT for deck sealing Mississippi River Bridge. Project involves bridge				Engineering:	0	0	0	0	2
Route:	IS 57	A2000.				R/W:	0	0	0	0	0
Job No.:	913160					Construction:	0	0	0	0	30
Length:	0.50	MPO:	N			FFOS:	0	0	0	0	0
Fund Cat:	Statewide Interstate And Major Bridge	Fed:	26	State:	6	Local:	0				
Sec Cat:	Preventive Maint	Awd Date:	N/A	Anticipated Fed Cat:	NHPP	Payments:	0	0	0	0	0
TIP #:		Future Cost:	0	Estimate Total:	32						
County:	Mississippi	Payment to IDOT for bridge improvements over Mississippi River at Cairo. Project				Engineering:	0	0	0	0	0
Route:	US 60	involves bridge K0950.				R/W:	0	0	0	0	0
Job No.:	9S3097					Construction:	0	1,500	0	0	0
Length:	0.42	MPO:	N			FFOS:	0	0	0	0	0
Fund Cat:	Statewide Interstate And Major Bridge	Fed:	1,200	State:	300	Local:	0				
Sec Cat:	Rehab And Reconst	Awd Date:	N/A	Anticipated Fed Cat:	NHPP	Payments:	0	0	0	0	0
TIP #:		Future Cost:	0	Estimate Total:	1,500						
County:	Mississippi	Pavement improvements from Rte. 77 to 0.2 mile east of County Road 501.				Engineering:	0	0	18	0	0
Route:	MO 80					R/W:	0	0	0	0	0
Job No.:	9S3254					Construction:	0	0	187	0	0
Length:	2.40	MPO:	N			FFOS:	0	0	0	0	0
Fund Cat:	Taking Care Of System	AC-State:	165	State:	40	Local:	0				
Sec Cat:	Thin Lift Overlay	Awd Date:	Fall 17	Anticipated Fed Cat:	S.T.P.	Payments:	0	0	0	0	0
TIP #:		Future Cost:	0	Estimate Total:	205						
County:	Mississippi	Bridge improvements over Lateral Ditch No. 4. Project involves bridge X0055.				Engineering:	10	45	0	0	0
Route:	RT C					R/W:	0	4	0	0	0
Job No.:	9S3139					Construction:	0	326	0	0	0
Length:	0.10	MPO:	N			FFOS:	0	0	0	0	0
Fund Cat:	Taking Care Of System	Fed:	301	State:	74	Local:	0				
Sec Cat:	Rehab And Reconst	Awd Date:	Fall 16	Anticipated Fed Cat:	NHPP	Payments:	0	0	0	0	0
TIP #:		Future Cost:	0	Estimate Total:	385						

* Subject to the approval of the Transportation Improvement Plan by the governing Metropolitan Planning Organization.

Apr-22-2016

Section 4 - 14

District Southeast

Dollars in Thousands



2017-2021 Highway and Bridge Construction Schedule

Transportation Planning

P.O. Box 270
Jefferson City, MO 65102

Construction contingency applied to construction cost in the year the project is awarded.

Three percent project growth factor compounded annually is applied to right-of-way and construction costs in program years 2, 3, 4, and 5.

No inflation is applied to the Funding From Other Sources (FFOS) or Payments.

Engineering includes PE costs, CE costs and R/W incidentals.

						STATE FISCAL YEAR PROJECT BUDGETING					
						Prior Prog.	7/2016- 6/2017	7/2017- 6/2018	7/2018- 6/2019	7/2019- 6/2020	7/2020- 6/2021
County: Mississippi	Bridge improvements over Drainage Ditch No. 32. Project involves bridge N0454.					Engineering:	0	16	45	0	0
Route: RT D						R/W:	0	4	0	0	0
Job No.: 9S3223						Construction:	0	0	376	0	0
Length: 0.20	MPO: N			Fed: 353	State: 88 Local: 0	FFOS:	0	0	0	0	0
Fund Cat: Taking Care Of System			Awd Date: Fall 17	Anticipated Fed Cat: NHPP		Payments:	0	0	0	0	0
Sec Cat: Rehab And Reconst			Future Cost: 0	Estimate Total: 441							
TIP #:											
County: New Madrid	Intersection improvements at Rte. E and Rte. FF.					Engineering:	37	1	1	1	91
Route: US 60						R/W:	0	0	0	0	0
Job No.: 9P3046						Construction:	0	0	0	0	954
Length: 0.40	MPO: N			Fed: 944	State: 104 Local: 0	FFOS:	0	0	0	0	0
Fund Cat: Safety			Awd Date: 2020	Anticipated Fed Cat: Safety		Payments:	0	0	0	0	0
Sec Cat: Safety			Future Cost: 0	Estimate Total: 1,085							
TIP #:											
County: New Madrid	Pavement improvements on the eastbound lane from Rte. 61 to I-57.					Engineering:	0	17	105	0	0
Route: US 60						R/W:	0	0	0	0	0
Job No.: 9P3201						Construction:	0	0	1,281	0	0
Length: 2.70	MPO: N			AC-State: 1,123	State: 280 Local: 0	FFOS:	0	0	0	0	0
Fund Cat: Taking Care Of System			Awd Date: 2018	Anticipated Fed Cat: S.T.P.		Payments:	0	0	0	0	0
Sec Cat: Thin Lift Overlay			Future Cost: 0	Estimate Total: 1,403							
TIP #:											
County: New Madrid	Pavement improvements and addition of two foot shoulders from Rte. 61 to Rte. 102.					Engineering:	0	23	205	0	0
Route: MO 80						R/W:	0	0	0	0	0
Job No.: 9S3253						Construction:	0	0	2,391	0	0
Length: 13.26	MPO: N			AC-State: 2,095	State: 524 Local: 0	FFOS:	0	0	0	0	0
Fund Cat: Taking Care Of System			Awd Date: Fall 17	Anticipated Fed Cat: S.T.P.		Payments:	0	0	0	0	0
Sec Cat: Thin Lift Overlay			Future Cost: 0	Estimate Total: 2,619							
TIP #:											
County: New Madrid	Bridge improvements over North Cut Ditch. Project involves bridge P0413.					Engineering:	0	5	26	64	0
Route: RT AA						R/W:	0	0	4	0	0
Job No.: 9S3231						Construction:	0	0	0	608	0
Length: 0.20	MPO: N			Fed: 565	State: 142 Local: 0	FFOS:	0	0	0	0	0
Fund Cat: Taking Care Of System			Awd Date: 2019	Anticipated Fed Cat: S.T.P.		Payments:	0	0	0	0	0
Sec Cat: Rehab And Reconst			Future Cost: 0	Estimate Total: 707							
TIP #:											

* Subject to the approval of the Transportation Improvement Plan by the governing Metropolitan Planning Organization.

Apr-22-2016

Section 4 - 15

District Southeast

Dollars in Thousands



2017-2021 Highway and Bridge Construction Schedule

Transportation Planning

P.O. Box 270
Jefferson City, MO 65102

Construction contingency applied to construction cost in the year the project is awarded.

Three percent project growth factor compounded annually is applied to right-of-way and construction costs in program years 2, 3, 4, and 5.

No inflation is applied to the Funding From Other Sources (FFOS) or Payments.

Engineering includes PE costs, CE costs and R/W incidentals.

Construction contingency applied to construction cost in the year the project is awarded. Three percent project growth factor compounded annually is applied to right-of-way and construction costs in program years 2, 3, 4, and 5. No inflation is applied to the Funding From Other Sources (FFOS) or Payments. Engineering includes PE costs, CE costs and R/W incidentals.							STATE FISCAL YEAR PROJECT BUDGETING					
							Prior Prog.	7/2016-	7/2017-	7/2018-	7/2019-	7/2020-
								6/2017	6/2018	6/2019	6/2020	6/2021
County: New Madrid Route: RT B Job No.: 9S3033 Length: 0.20 MPO: N Fund Cat: Taking Care Of System Sec Cat: Rehab And Reconst Awd Date: Fall 17 Anticipated Fed Cat: NHPP TIP #: Future Cost: 0 Estimate Total: 885	Engineering: R/W: Construction: FFOS: Payments:	65 0 0 0 0	11 4 0 0 0	69 0 736 0 0	0 0 0 0 0	0 0 0 0 0						
County: New Madrid Route: RT B Job No.: 9S3273 Length: 20.61 MPO: N Fund Cat: Taking Care Of System Sec Cat: Thin Lift Overlay Awd Date: 2019 Anticipated Fed Cat: S.T.P. TIP #: Future Cost: 0 Estimate Total: 1,347	Engineering: R/W: Construction: FFOS: Payments:	0 0 0 0 0	1 0 0 0 0	8 0 0 0 0	105 0 1,233 0 0	0 0 0 0 0						
County: New Madrid Route: RT D Job No.: 9S3226 Length: 0.40 MPO: N Fund Cat: Taking Care Of System Sec Cat: Rehab And Reconst Awd Date: 2019 Anticipated Fed Cat: NHPP TIP #: Future Cost: 0 Estimate Total: 843	Engineering: R/W: Construction: FFOS: Payments:	0 0 0 0 0	20 0 0 0 0	27 8 0 0 0	71 0 717 0 0	0 0 0 0 0						
County: New Madrid Route: RT D Job No.: 9S3250 Length: 21.87 MPO: N Fund Cat: Taking Care Of System Sec Cat: Thin Lift Overlay Awd Date: 2019 Anticipated Fed Cat: S.T.P. TIP #: Future Cost: 0 Estimate Total: 1,623	Engineering: R/W: Construction: FFOS: Payments:	0 0 0 0 0	5 0 0 0 0	5 0 0 0 0	127 0 1,486 0 0	0 0 0 0 0						
County: New Madrid Route: RT F Job No.: 9S3147 Length: 0.20 MPO: N Fund Cat: Taking Care Of System Sec Cat: Rehab And Reconst Awd Date: Fall 16 Anticipated Fed Cat: NHPP TIP #: Future Cost: 0 Estimate Total: 521	Engineering: R/W: Construction: FFOS: Payments:	10 0 0 0 0	75 6 430 0 0	0 0 0 0 0	0 0 0 0 0	0 0 0 0 0						

* Subject to the approval of the Transportation Improvement Plan by the governing Metropolitan Planning Organization.

Apr-22-2016

Section 4 - 16

District Southeast

Dollars in Thousands



2017-2021 Highway and Bridge Construction Schedule

Transportation Planning

P.O. Box 270
Jefferson City, MO 65102

Construction contingency applied to construction cost in the year the project is awarded.

Three percent project growth factor compounded annually is applied to right-of-way and construction costs in program years 2, 3, 4, and 5.

No inflation is applied to the Funding From Other Sources (FFOS) or Payments.

Engineering includes PE costs, CE costs and R/W incidentals.

Construction contingency applied to construction cost in the year the project is awarded. Three percent project growth factor compounded annually is applied to right-of-way and construction costs in program years 2, 3, 4, and 5. No inflation is applied to the Funding From Other Sources (FFOS) or Payments. Engineering includes PE costs, CE costs and R/W incidentals.							STATE FISCAL YEAR PROJECT BUDGETING					
							Prior Prog.	7/2016- 6/2017	7/2017- 6/2018	7/2018- 6/2019	7/2019- 6/2020	7/2020- 6/2021
County: New Madrid	Bridge improvements over Saint Johns Diversion Ditch. Project involves bridge X0411.					Engineering:	31	27	76	0	0	0
Route: RT P						R/W:	0	3	0	0	0	0
Job No.: 9S3067						Construction:	0	0	685	0	0	0
Length: 0.07	MPO: N				Fed: 633	State: 158	Local: 0	FFOS:	0	0	0	0
Fund Cat: Taking Care Of System						Payments:	0	0	0	0	0	0
Sec Cat: Rehab And Reconst	Awd Date: Fall 17	Anticipated Fed Cat: NHPP										
TIP #:	Future Cost: 0	Estimate Total: 822										
County: New Madrid	Bridge improvements over Maple Slough Ditch. Project involves bridge X0413.					Engineering:	0	11	58	0	0	0
Route: RT P						R/W:	0	4	0	0	0	0
Job No.: 9S3230						Construction:	0	0	425	0	0	0
Length: 0.20	MPO: N				Fed: 398	State: 100	Local: 0	FFOS:	0	0	0	0
Fund Cat: Taking Care Of System						Payments:	0	0	0	0	0	0
Sec Cat: Rehab And Reconst	Awd Date: Fall 17	Anticipated Fed Cat: NHPP										
TIP #:	Future Cost: 0	Estimate Total: 498										
County: New Madrid	Pavement improvements from Rte. 61 to Rte. WW.					Engineering:	0	1	1	71	0	0
Route: RT P						R/W:	0	0	0	0	0	0
Job No.: 9S3258						Construction:	0	0	0	794	0	0
Length: 14.16	MPO: N				AC-State: 694	State: 173	Local: 0	FFOS:	0	0	0	0
Fund Cat: Taking Care Of System						Payments:	0	0	0	0	0	0
Sec Cat: Thin Lift Overlay	Awd Date: 2019	Anticipated Fed Cat: S.T.P.										
TIP #:	Future Cost: 0	Estimate Total: 867										
County: New Madrid	Bridge improvements over Dry Run Ditch. Project involves bridge N0771.					Engineering:	38	46	0	0	0	0
Route: RT U						R/W:	2	0	0	0	0	0
Job No.: 9S3034						Construction:	0	477	0	0	0	0
Length: 0.20	MPO: N				AC-State: 418	State: 105	Local: 0	FFOS:	0	0	0	0
Fund Cat: Taking Care Of System						Payments:	0	0	0	0	0	0
Sec Cat: Rehab And Reconst	Awd Date: Fall 16	Anticipated Fed Cat: S.T.P.										
TIP #:	Future Cost: 0	Estimate Total: 563										
County: New Madrid	Pavement improvements from Rte. D to Rte. 61.					Engineering:	0	1	1	36	0	0
Route: RT U						R/W:	0	0	0	0	0	0
Job No.: 9S3255						Construction:	0	0	0	401	0	0
Length: 4.42	MPO: N				Fed: 352	State: 87	Local: 0	FFOS:	0	0	0	0
Fund Cat: Taking Care Of System						Payments:	0	0	0	0	0	0
Sec Cat: Thin Lift Overlay	Awd Date: 2019	Anticipated Fed Cat: S.T.P.										
TIP #:	Future Cost: 0	Estimate Total: 439										

* Subject to the approval of the Transportation Improvement Plan by the governing Metropolitan Planning Organization.

Apr-22-2016

Section 4 - 17

District Southeast

Dollars in Thousands



2017-2021 Highway and Bridge Construction Schedule

Transportation Planning

P.O. Box 270
Jefferson City, MO 65102

Construction contingency applied to construction cost in the year the project is awarded.

Three percent project growth factor compounded annually is applied to right-of-way and construction costs in program years 2, 3, 4, and 5.

No inflation is applied to the Funding From Other Sources (FFOS) or Payments.

Engineering includes PE costs, CE costs and R/W incidentals.

Construction contingency applied to construction cost in the year the project is awarded. Three percent project growth factor compounded annually is applied to right-of-way and construction costs in program years 2, 3, 4, and 5. No inflation is applied to the Funding From Other Sources (FFOS) or Payments. Engineering includes PE costs, CE costs and R/W incidentals.											STATE FISCAL YEAR PROJECT BUDGETING							
											Prior Prog.	7/2016- 6/2017	7/2017- 6/2018	7/2018- 6/2019	7/2019- 6/2020	7/2020- 6/2021		
County: New Madrid	Pavement improvements from County Road 723 to end of pavement.										Engineering:	0	1	1	24	0	0	
Route: RT U											R/W:	0	0	0	0	0	0	
Job No.: 9S3256											Construction:	0	0	0	284	0	0	
Length: 3.44	MPO: N											FFOS:	0	0	0	0	0	0
Fund Cat: Taking Care Of System	Fed: 248 State: 62 Local: 0										Payments:	0	0	0	0	0	0	
Sec Cat: Thin Lift Overlay	Awd Date: 2019	Anticipated Fed Cat: S.T.P.																
TIP #:	Future Cost: 0 Estimate Total: 310																	
County: New Madrid	Bridge improvements over Ash Slough Ditch. Project involves bridge A0159.										Engineering:	45	11	38	0	0	0	
Route: RT W											R/W:	0	4	0	0	0	0	
Job No.: 9S3060											Construction:	0	0	497	0	0	0	
Length: 0.20	MPO: N											FFOS:	0	0	0	0	0	0
Fund Cat: Taking Care Of System	Fed: 440 State: 110 Local: 0										Payments:	0	0	0	0	0	0	
Sec Cat: Rehab And Reconst	Awd Date: Fall 17	Anticipated Fed Cat: NHPP																
TIP #:	Future Cost: 0 Estimate Total: 595																	
County: New Madrid	Bridge improvements over Wilson Bayou. Project involves A2141.										Engineering:	10	82	0	0	0	0	
Route: RT WW											R/W:	0	0	0	0	0	0	
Job No.: 9S3146											Construction:	0	485	0	0	0	0	
Length: 0.20	MPO: N											FFOS:	0	0	0	0	0	0
Fund Cat: Taking Care Of System	Fed: 453 State: 114 Local: 0										Payments:	0	0	0	0	0	0	
Sec Cat: Rehab And Reconst	Awd Date: Fall 16	Anticipated Fed Cat: NHPP																
TIP #:	Future Cost: 0 Estimate Total: 577																	
County: New Madrid	Pavement improvements from Rte. T to end of state maintenance.										Engineering:	0	1	1	20	0	0	
Route: RT YY											R/W:	0	0	0	0	0	0	
Job No.: 9S3259											Construction:	0	0	0	232	0	0	
Length: 4.06	MPO: N											FFOS:	0	0	0	0	0	0
Fund Cat: Taking Care Of System	Fed: 204 State: 50 Local: 0										Payments:	0	0	0	0	0	0	
Sec Cat: Thin Lift Overlay	Awd Date: 2019	Anticipated Fed Cat: S.T.P.																
TIP #:	Future Cost: 0 Estimate Total: 254																	
County: Oregon	Pavement improvements and addition of two foot shoulders from Rte. EE to 0.2 miles west of Rte. 160.										Engineering:	0	50	50	505	0	0	
Route: MO 142											R/W:	0	0	0	0	0	0	
Job No.: 9P3252											Construction:	0	0	0	6,514	0	0	
Length: 34.78	MPO: N											FFOS:	0	0	0	0	0	0
Fund Cat: Taking Care Of System	Fed: 5,695 State: 1,424 Local: 0										Payments:	0	0	0	0	0	0	
Sec Cat: Thin Lift Overlay	Awd Date: 2019	Anticipated Fed Cat: S.T.P.																
TIP #:	Future Cost: 0 Estimate Total: 7,119																	

* Subject to the approval of the Transportation Improvement Plan by the governing Metropolitan Planning Organization.

Apr-22-2016

Section 4 - 18

District Southeast

Dollars in Thousands



2017-2021 Highway and Bridge Construction Schedule

Transportation Planning

P.O. Box 270
Jefferson City, MO 65102

Construction contingency applied to construction cost in the year the project is awarded.

Three percent project growth factor compounded annually is applied to right-of-way and construction costs in program years 2, 3, 4, and 5.

No inflation is applied to the Funding From Other Sources (FFOS) or Payments.

Engineering includes PE costs, CE costs and R/W incidentals.

Construction contingency applied to construction cost in the year the project is awarded. Three percent project growth factor compounded annually is applied to right-of-way and construction costs in program years 2, 3, 4, and 5. No inflation is applied to the Funding From Other Sources (FFOS) or Payments. Engineering includes PE costs, CE costs and R/W incidentals.						STATE FISCAL YEAR PROJECT BUDGETING					
						Prior Prog.	7/2016- 6/2017	7/2017- 6/2018	7/2018- 6/2019	7/2019- 6/2020	7/2020- 6/2021
County: Oregon Route: MO 19 Job No.: 9S3219 Length: 0.20 MPO: N Fund Cat: Taking Care Of System Sec Cat: Rehab And Reconst Awd Date: 2020 TIP #: Future Cost: 0	Bridge improvements over Two Mile Creek. Project involves bridge H0289. Fed: 1,946 State: 485 Local: 0 Anticipated Fed Cat: NHPP Estimate Total: 2,431					Engineering: 0 R/W: 0 Construction: 0 FFOS: 0 Payments: 0	20 0 0 0 0	40 0 0 0 0	41 7 0 0 0	224 0 2,099 0 0	0 0 0 0 0
County: Oregon Route: US 63 Job No.: 9P3156 Length: 5.90 MPO: N Fund Cat: Taking Care Of System Sec Cat: Thin Lift Overlay Awd Date: Winter 17 TIP #: Future Cost: 0	Pavement improvements from 0.7 mile east of Rte. F to 0.5 mile west of Rte. 19. AC-State: 2,878 State: 719 Local: 0 Anticipated Fed Cat: NHPP Estimate Total: 3,607					Engineering: 10 R/W: 0 Construction: 0 FFOS: 0 Payments: 0	312 0 3,285 0 0	0 0 0 0 0	0 0 0 0 0	0 0 0 0 0	0 0 0 0 0
County: Oregon Route: RT E Job No.: 9S3191 Length: 12.41 MPO: N Fund Cat: Taking Care Of System Sec Cat: Thin Lift Overlay Awd Date: 2018 TIP #: Future Cost: 0	Pavement improvements Rte. 142 to Rte. 19. AC-State: 822 State: 206 Local: 0 Anticipated Fed Cat: S.T.P. Estimate Total: 1,028					Engineering: 0 R/W: 0 Construction: 0 FFOS: 0 Payments: 0	7 0 0 0 0	83 0 938 0 0	0 0 0 0 0	0 0 0 0 0	0 0 0 0 0
County: Oregon Route: RT V Job No.: 9S3136 Length: 0.10 MPO: N Fund Cat: Taking Care Of System Sec Cat: Rehab And Reconst Awd Date: Winter 17 TIP #: Future Cost: 0	Bridge improvements over Janes Creek. Project involves bridge R0425. Fed: 498 State: 124 Local: 0 Anticipated Fed Cat: NHPP Estimate Total: 632					Engineering: 10 R/W: 0 Construction: 0 FFOS: 0 Payments: 0	81 4 537 0 0	0 0 0 0 0	0 0 0 0 0	0 0 0 0 0	0 0 0 0 0
County: Oregon Route: RT V Job No.: 9S3137 Length: 0.10 MPO: N Fund Cat: Taking Care Of System Sec Cat: Rehab And Reconst Awd Date: Winter 17 TIP #: Future Cost: 0	Bridge improvements over Mill Creek. Project involves bridge R0426. Fed: 526 State: 131 Local: 0 Anticipated Fed Cat: NHPP Estimate Total: 667					Engineering: 10 R/W: 0 Construction: 0 FFOS: 0 Payments: 0	86 4 567 0 0	0 0 0 0 0	0 0 0 0 0	0 0 0 0 0	0 0 0 0 0

* Subject to the approval of the Transportation Improvement Plan by the governing Metropolitan Planning Organization.

Apr-22-2016

Section 4 - 19

District Southeast

Dollars in Thousands



2017-2021 Highway and Bridge Construction Schedule

Transportation Planning

P.O. Box 270
Jefferson City, MO 65102

Construction contingency applied to construction cost in the year the project is awarded.

Three percent project growth factor compounded annually is applied to right-of-way and construction costs in program years 2, 3, 4, and 5.

No inflation is applied to the Funding From Other Sources (FFOS) or Payments.

Engineering includes PE costs, CE costs and R/W incidentals.

Construction contingency applied to construction cost in the year the project is awarded. Three percent project growth factor compounded annually is applied to right-of-way and construction costs in program years 2, 3, 4, and 5. No inflation is applied to the Funding From Other Sources (FFOS) or Payments. Engineering includes PE costs, CE costs and R/W incidentals.											STATE FISCAL YEAR PROJECT BUDGETING					
											Prior Prog.	7/2016- 6/2017	7/2017- 6/2018	7/2018- 6/2019	7/2019- 6/2020	7/2020- 6/2021
County: Ozark Route: US 160 Job No.: 9P3169 Length: 0.83 MPO: N Fund Cat: Safety Sec Cat: Safety TIP #:	Installation of guardrail from 0.9 mile east of CRD 530 to 0.3 mile west of North Fork River. Fed: 387 State: 44 Local: 0 Awd Date: Spring 17 Anticipated Fed Cat: Safety Future Cost: 0 Estimate Total: 471					Engineering:	40	56	0	0	0	0				
						R/W:	0	0	0	0	0	0				
						Construction:	0	375	0	0	0	0				
						FFOS:	0	0	0	0	0	0				
						Payments:	0	0	0	0	0	0				
County: Ozark Route: US 160 Job No.: 9P3295 Length: 24.71 MPO: N Fund Cat: Taking Care Of System Sec Cat: Thin Lift Overlay TIP #:	Pavement improvements from Rte. 125 to Rte. 5. AC-State: 1,602 State: 400 Local: 0 Awd Date: 2018 Anticipated Fed Cat: S.T.P. Future Cost: 0 Estimate Total: 2,002					Engineering:	0	25	150	0	0	0				
						R/W:	0	0	0	0	0	0				
						Construction:	0	0	1,827	0	0	0				
						FFOS:	0	0	0	0	0	0				
						Payments:	0	0	0	0	0	0				
County: Ozark Route: RT JJ Job No.: 9S3143 Length: 0.20 MPO: N Fund Cat: Taking Care Of System Sec Cat: Rehab And Reconst TIP #:	Bridge improvements over Little Creek. Project involves bridge N0171. Fed: 606 State: 152 Local: 0 Awd Date: Winter 17 Anticipated Fed Cat: NHPP Future Cost: 0 Estimate Total: 768					Engineering:	10	101	0	0	0	0				
						R/W:	0	4	0	0	0	0				
						Construction:	0	653	0	0	0	0				
						FFOS:	0	0	0	0	0	0				
						Payments:	0	0	0	0	0	0				
County: Ozark Route: RT PP Job No.: 9S3075 Length: 0.20 MPO: N Fund Cat: Taking Care Of System Sec Cat: Rehab And Reconst TIP #:	Bridge improvements over North Fork River. Project involves bridge N0670. Fed: 1,408 State: 351 Local: 0 Awd Date: Fall 17 Anticipated Fed Cat: NHPP Future Cost: 0 Estimate Total: 1,801					Engineering:	42	42	146	0	0	0				
						R/W:	0	5	0	0	0	0				
						Construction:	0	0	1,566	0	0	0				
						FFOS:	0	0	0	0	0	0				
						Payments:	0	0	0	0	0	0				
County: Pemiscot Route: IS 155 Job No.: 9I3087 Length: 0.50 MPO: N Fund Cat: Statewide Interstate And Major Bridge Sec Cat: Preventive Maint TIP #:	Payment to TDOT for scour remediation at Caruthersville Mississippi River Bridge. Involves bridge A1700. Fed: 2,700 State: 300 Local: 0 Awd Date: N/A Anticipated Fed Cat: NHPP Future Cost: 0 Estimate Total: 3,000					Engineering:	0	0	0	0	0	0				
						R/W:	0	0	0	0	0	0				
						Construction:	0	3,000	0	0	0	0				
						FFOS:	0	0	0	0	0	0				
						Payments:	0	0	0	0	0	0				

* Subject to the approval of the Transportation Improvement Plan by the governing Metropolitan Planning Organization.

Apr-22-2016

Section 4 - 20

District Southeast

Dollars in Thousands



2017-2021 Highway and Bridge Construction Schedule

Transportation Planning

P.O. Box 270
Jefferson City, MO 65102

Construction contingency applied to construction cost in the year the project is awarded.

Three percent project growth factor compounded annually is applied to right-of-way and construction costs in program years 2, 3, 4, and 5.

No inflation is applied to the Funding From Other Sources (FFOS) or Payments.

Engineering includes PE costs, CE costs and R/W incidentals.

						STATE FISCAL YEAR PROJECT BUDGETING					
						Prior Prog.	7/2016- 6/2017	7/2017- 6/2018	7/2018- 6/2019	7/2019- 6/2020	7/2020- 6/2021
County:	Pemiscot	Payment to TDOT for repair of bridge deck expansion joints and navigation lights at Caruthersville Mississippi River Bridge. Involves bridge A1700.				Engineering:	0	0	0	0	0
Route:	IS 155					R/W:	0	0	0	0	0
Job No.:	913088					Construction:	0	1,800	0	0	0
Length:	0.50	MPO:	N			FFOS:	0	0	0	0	0
Fund Cat:	Statewide Interstate And Major Bridge	Fed:	1,620	State:	180	Local:	0				
Sec Cat:	Rehab And Reconst	Awd Date:	N/A	Anticipated Fed Cat:	NHPP	Payments:	0	0	0	0	0
TIP #:		Future Cost:	0	Estimate Total:	1,800						
County:	Pemiscot	Bridge rail improvements at various locations along Rte. I-55 and Rte. 67. Involves bridges A2537, A2518, A2538, A0070, A0257, A0259, A1466, A1929, and A1931.				Engineering:	15	93	0	0	0
Route:	IS 55					R/W:	0	0	0	0	0
Job No.:	913108					Construction:	0	924	0	0	0
Length:	0.56	MPO:	N			FFOS:	0	0	0	0	0
Fund Cat:	Taking Care Of System	AC-State:	916	State:	101	Local:	0				
Sec Cat:	Rehab And Reconst	Awd Date:	Fall 16	Anticipated Fed Cat:	NHPP	Payments:	0	0	0	0	0
TIP #:		Future Cost:	0	Estimate Total:	1,032						
County:	Pemiscot	Bridge approach repairs at various locations along I-55. Project involves bridges F0175, A1931, L0472, L0474, and L0475.				Engineering:	15	39	0	0	0
Route:	IS 55					R/W:	0	0	0	0	0
Job No.:	913109					Construction:	0	501	0	0	0
Length:	0.42	MPO:	N			FFOS:	0	0	0	0	0
Fund Cat:	Taking Care Of System	AC-State:	486	State:	54	Local:	0				
Sec Cat:	Rehab And Reconst	Awd Date:	Fall 16	Anticipated Fed Cat:	NHPP	Payments:	0	0	0	0	0
TIP #:		Future Cost:	0	Estimate Total:	555						
County:	Pemiscot	Bridge improvements over Drainage Ditch No. 70. Project involves bridge T0696.				Engineering:	0	5	5	6	36
Route:	RT A					R/W:	0	0	0	4	0
Job No.:	9S3222					Construction:	0	0	0	0	330
Length:	0.20	MPO:	N			FFOS:	0	0	0	0	0
Fund Cat:	Taking Care Of System	Fed:	309	State:	77	Local:	0				
Sec Cat:	Rehab And Reconst	Awd Date:	2020	Anticipated Fed Cat:	NHPP	Payments:	0	0	0	0	0
TIP #:		Future Cost:	0	Estimate Total:	386						
County:	Pemiscot	Bridge improvements over Drainage Ditch No. 66. Project involves bridge X0500.				Engineering:	0	5	5	6	50
Route:	RT CC					R/W:	0	0	0	4	0
Job No.:	9S3220					Construction:	0	0	0	0	401
Length:	0.20	MPO:	N			FFOS:	0	0	0	0	0
Fund Cat:	Taking Care Of System	Fed:	377	State:	94	Local:	0				
Sec Cat:	Rehab And Reconst	Awd Date:	2020	Anticipated Fed Cat:	S.T.P.	Payments:	0	0	0	0	0
TIP #:		Future Cost:	0	Estimate Total:	471						

* Subject to the approval of the Transportation Improvement Plan by the governing Metropolitan Planning Organization.

Apr-22-2016

Section 4 - 21

District Southeast

Dollars in Thousands



2017-2021 Highway and Bridge Construction Schedule

Transportation Planning

P.O. Box 270
Jefferson City, MO 65102

Construction contingency applied to construction cost in the year the project is awarded.

Three percent project growth factor compounded annually is applied to right-of-way and construction costs in program years 2, 3, 4, and 5.

No inflation is applied to the Funding From Other Sources (FFOS) or Payments.

Engineering includes PE costs, CE costs and R/W incidentals.

						STATE FISCAL YEAR PROJECT BUDGETING					
						Prior Prog.	7/2016- 6/2017	7/2017- 6/2018	7/2018- 6/2019	7/2019- 6/2020	7/2020- 6/2021
County: Pemiscot	Bridge improvements over Drainage Ditches No.1, No. 251, No.258 and No. 259. Project involves bridges P0473, P0474, P0475 and P0476.	Engineering:	0	50	50	50	54	332			
Route: RT EE		R/W:	0	0	0	0	17	0			
Job No.: 9S3232		Construction:	0	0	0	0	0	3,800			
Length: 0.43	MPO: N	FFOS:	0	0	0	0	0	0			
Fund Cat: Taking Care Of System	Fed: 3,483 State: 870 Local: 0	Payments:	0	0	0	0	0	0			
Sec Cat: Rehab And Reconst	Awd Date: 2021 Anticipated Fed Cat: NHPP										
TIP #: Future Cost: 0 Estimate Total: 4,353											
County: Pemiscot	Bridge improvements over Drainage Ditch No. 84. Project involves bridge X0938.	Engineering:	0	5	21	61	0	0			
Route: RT HH		R/W:	0	0	4	0	0	0			
Job No.: 9S3225		Construction:	0	0	0	555	0	0			
Length: 0.20	MPO: N	FFOS:	0	0	0	0	0	0			
Fund Cat: Taking Care Of System	Fed: 517 State: 129 Local: 0	Payments:	0	0	0	0	0	0			
Sec Cat: Rehab And Reconst	Awd Date: 2019 Anticipated Fed Cat: S.T.P.										
TIP #: Future Cost: 0 Estimate Total: 646											
County: Pemiscot	Bridge improvements over Lateral Ditch No. 9. Project involves bridge T0143.	Engineering:	0	5	11	34	0	0			
Route: RT K		R/W:	0	0	4	0	0	0			
Job No.: 9S3228		Construction:	0	0	0	299	0	0			
Length: 0.20	MPO: N	FFOS:	0	0	0	0	0	0			
Fund Cat: Taking Care Of System	Fed: 282 State: 71 Local: 0	Payments:	0	0	0	0	0	0			
Sec Cat: Rehab And Reconst	Awd Date: 2019 Anticipated Fed Cat: S.T.P.										
TIP #: Future Cost: 0 Estimate Total: 353											
County: Pemiscot	Bridge improvements over Main Ditch No. 8. Project involves bridge S0883.	Engineering:	0	5	5	6	34	0			
Route: RT T		R/W:	0	0	0	4	0	0			
Job No.: 9S3227		Construction:	0	0	0	0	308	0			
Length: 0.20	MPO: N	FFOS:	0	0	0	0	0	0			
Fund Cat: Taking Care Of System	Fed: 289 State: 73 Local: 0	Payments:	0	0	0	0	0	0			
Sec Cat: Rehab And Reconst	Awd Date: 2020 Anticipated Fed Cat: S.T.P.										
TIP #: Future Cost: 0 Estimate Total: 362											
County: Pemiscot	Pavement improvements from I-55 to Rte. 84.	Engineering:	10	15	135	0	0	0			
Route: RT U		R/W:	0	0	0	0	0	0			
Job No.: 9S3157		Construction:	0	0	1,579	0	0	0			
Length: 5.08	MPO: N	FFOS:	0	0	0	0	0	0			
Fund Cat: Taking Care Of System	AC-State: 1,383 State: 346 Local: 0	Payments:	0	0	0	0	0	0			
Sec Cat: Thin Lift Overlay	Awd Date: 2018 Anticipated Fed Cat: S.T.P.										
TIP #: Future Cost: 0 Estimate Total: 1,739											

* Subject to the approval of the Transportation Improvement Plan by the governing Metropolitan Planning Organization.

Apr-22-2016

Section 4 - 22

District Southeast

Dollars in Thousands



2017-2021 Highway and Bridge Construction Schedule

Transportation Planning

P.O. Box 270
Jefferson City, MO 65102

Construction contingency applied to construction cost in the year the project is awarded.

Three percent project growth factor compounded annually is applied to right-of-way and construction costs in program years 2, 3, 4, and 5.

No inflation is applied to the Funding From Other Sources (FFOS) or Payments.

Engineering includes PE costs, CE costs and R/W incidentals.

Construction contingency applied to construction cost in the year the project is awarded. Three percent project growth factor compounded annually is applied to right-of-way and construction costs in program years 2, 3, 4, and 5. No inflation is applied to the Funding From Other Sources (FFOS) or Payments. Engineering includes PE costs, CE costs and R/W incidentals.												STATE FISCAL YEAR PROJECT BUDGETING					
												Prior Prog.	7/2016-	7/2017-	7/2018-	7/2019-	7/2020-
													6/2017	6/2018	6/2019	6/2020	6/2021
County: Perry Route: MO 51 Job No.: 9P3104 Length: 0.40 MPO: N Fund Cat: Statewide Interstate And Major Bridge Sec Cat: Rehab And Reconst Awd Date: 2018 Anticipated Fed Cat: NHPP TIP #: Future Cost: 0 Estimate Total: 1,820	Engineering: R/W: Construction: FFOS: Payments:	10 0 0 0 0 0	10 0 0 0 0 0	131 0 1,669 810 0 0	0 0 0 0 0 0	0 0 0 0 0 0											
County: Perry Route: OR 55 Job No.: 9S3178 Length: 1.65 MPO: N Fund Cat: Taking Care Of System Sec Cat: Thin Lift Overlay Awd Date: Fall 16 Anticipated Fed Cat: S.T.P. TIP #: Future Cost: 0 Estimate Total: 111	Engineering: R/W: Construction: FFOS: Payments:	0 0 0 0 0 0	12 0 99 99 0 0	0 0 0 0 0 0	0 0 0 0 0 0	0 0 0 0 0 0											
County: Perry Route: RT A Job No.: 9S3141 Length: 0.20 MPO: N Fund Cat: Taking Care Of System Sec Cat: Rehab And Reconst Awd Date: Spring 17 Anticipated Fed Cat: NHPP TIP #: Future Cost: 0 Estimate Total: 985	Engineering: R/W: Construction: FFOS: Payments:	10 0 0 0 0 0	132 4 839 0 0 0	0 0 0 0 0 0	0 0 0 0 0 0	0 0 0 0 0 0											
County: Perry Route: RT K Job No.: 9S3173 Length: 10.09 MPO: N Fund Cat: Taking Care Of System Sec Cat: Thin Lift Overlay Awd Date: Fall 16 Anticipated Fed Cat: S.T.P. TIP #: Future Cost: 0 Estimate Total: 657	Engineering: R/W: Construction: FFOS: Payments:	0 0 0 0 0 0	52 0 605 605 0 0	0 0 0 0 0 0	0 0 0 0 0 0	0 0 0 0 0 0											
County: Perry Route: RT T Job No.: 9S3260 Length: 15.95 MPO: N Fund Cat: Taking Care Of System Sec Cat: Thin Lift Overlay Awd Date: 2019 Anticipated Fed Cat: S.T.P. TIP #: Future Cost: 0 Estimate Total: 3,160	Engineering: R/W: Construction: FFOS: Payments:	0 0 0 0 0 0	20 0 0 0 0 0	20 0 0 0 0 0	229 0 2,891 0 0 0	0 0 0 0 0 0											

* Subject to the approval of the Transportation Improvement Plan by the governing Metropolitan Planning Organization.

Apr-22-2016

Section 4 - 23

District Southeast

Dollars in Thousands



2017-2021 Highway and Bridge Construction Schedule

Transportation Planning

P.O. Box 270
Jefferson City, MO 65102

Construction contingency applied to construction cost in the year the project is awarded.

Three percent project growth factor compounded annually is applied to right-of-way and construction costs in program years 2, 3, 4, and 5.

No inflation is applied to the Funding From Other Sources (FFOS) or Payments.

Engineering includes PE costs, CE costs and R/W incidentals.

Construction contingency applied to construction cost in the year the project is awarded. Three percent project growth factor compounded annually is applied to right-of-way and construction costs in program years 2, 3, 4, and 5. No inflation is applied to the Funding From Other Sources (FFOS) or Payments. Engineering includes PE costs, CE costs and R/W incidentals.											STATE FISCAL YEAR PROJECT BUDGETING					
											Prior Prog.	7/2016- 6/2017	7/2017- 6/2018	7/2018- 6/2019	7/2019- 6/2020	7/2020- 6/2021
County: Reynolds	Pavement improvements and addition of shoulders from Rte. K near Ellington to Rte. 49 west of Lesterville. \$1,668,000 Open Container funds.					Engineering:	10	419	0	0	0	0				
Route: MO 21						R/W:	0	0	0	0	0	0				
Job No.: 9P3162						Construction:	0	4,353	0	0	0	0				
Length: 20.15	MPO: N					FFOS:	0	1,668	0	0	0	0				
Fund Cat: Taking Care Of System					Fed: 3,817	State: 955	Local: 0									
Sec Cat: Thin Lift Overlay	Awd Date: Fall 16	Anticipated Fed Cat: S.T.P.				Payments:	0	0	0	0	0	0				
TIP #:	Future Cost: 0				Estimate Total: 4,782											
County: Reynolds	Pavement improvements from County Road 818 to Rte. 21/72.					Engineering:	0	8	85	0	0	0				
Route: MO 49						R/W:	0	0	0	0	0	0				
Job No.: 9P3188						Construction:	0	0	974	0	0	0				
Length: 11.10	MPO: N					FFOS:	0	0	0	0	0	0				
Fund Cat: Taking Care Of System					AC-State: 853	State: 214	Local: 0									
Sec Cat: Thin Lift Overlay	Awd Date: 2018	Anticipated Fed Cat: S.T.P.				Payments:	0	0	0	0	0	0				
TIP #:	Future Cost: 0				Estimate Total: 1,067											
County: Ripley	Pavement improvements from Rte. E to Rte. HH. \$1,334,000 District Operating Budget.					Engineering:	0	102	0	0	0	0				
Route: MO 142						R/W:	0	0	0	0	0	0				
Job No.: 9S3171						Construction:	0	1,334	0	0	0	0				
Length: 22.24	MPO: N					FFOS:	0	1,334	0	0	0	0				
Fund Cat: Taking Care Of System					Fed: 1,149	State: 287	Local: 0									
Sec Cat: Thin Lift Overlay	Awd Date: Fall 16	Anticipated Fed Cat: S.T.P.				Payments:	0	0	0	0	0	0				
TIP #:	Future Cost: 0				Estimate Total: 1,436											
County: Ripley	Bridge improvements over Little Black River. Project involves bridge L0378.					Engineering:	0	10	10	21	85	0				
Route: MO 142						R/W:	0	0	0	4	0	0				
Job No.: 9S3209						Construction:	0	0	0	0	812	0				
Length: 0.20	MPO: N					FFOS:	0	0	0	0	0	0				
Fund Cat: Taking Care Of System					Fed: 754	State: 188	Local: 0									
Sec Cat: Rehab And Reconst	Awd Date: 2020	Anticipated Fed Cat: NHPP				Payments:	0	0	0	0	0	0				
TIP #:	Future Cost: 0				Estimate Total: 942											
County: Scott	Build new interchange and connector roads south of Scott City.					Engineering:	1,086	1,019	0	0	0	0				
Route: IS 55						R/W:	300	2,396	0	0	0	0				
Job No.: 0I0956						Construction:	0	11,764	0	0	0	0				
Length: 3.23	MPO: N					FFOS:	0	0	0	0	0	0				
Fund Cat: Flexible & Other					AC-State: 13,661	State: 1,518	Local: 0									
Sec Cat: Regional	Awd Date: Winter 17	Anticipated Fed Cat: NHPP				Federal Oversight										
TIP #:	Future Cost: 0				Estimate Total: 16,565		Payments:	0	0	0	0	0				

* Subject to the approval of the Transportation Improvement Plan by the governing Metropolitan Planning Organization.

Apr-22-2016

Section 4 - 24

District Southeast

Dollars in Thousands



2017-2021 Highway and Bridge Construction Schedule

Transportation Planning

P.O. Box 270
Jefferson City, MO 65102

Construction contingency applied to construction cost in the year the project is awarded.

Three percent project growth factor compounded annually is applied to right-of-way and construction costs in program years 2, 3, 4, and 5.

No inflation is applied to the Funding From Other Sources (FFOS) or Payments.

Engineering includes PE costs, CE costs and R/W incidentals.

						STATE FISCAL YEAR PROJECT BUDGETING					
						Prior Prog.	7/2016- 6/2017	7/2017- 6/2018	7/2018- 6/2019	7/2019- 6/2020	7/2020- 6/2021
County:	Scott	Job Order Contracting for concrete pavement repair from Rte. 60 in Scott County to the Arkansas State line and all of I-155.				Engineering:	0	14	0	0	0
Route:	IS 55					R/W:	0	0	0	0	0
Job No.:	013003U					Construction:	0	125	0	0	0
Length:	76.99	MPO:	N			FFOS:	0	0	0	0	0
Fund Cat:	Statewide Interstate And Major Bridge	AC-State:	124	State:	15	Local:	0				
Sec Cat:	Preventive Maint	Awd Date:	Spring 17	Anticipated Fed Cat:	NHPP	Payments:	0	0	0	0	0
TIP #:		Future Cost:	0	Estimate Total:	139						
County:	Scott	Job Order Contracting for asphalt pavement repair from Rte. 60 in Scott County to the Arkansas State line and all of I-155.				Engineering:	0	14	0	0	0
Route:	IS 55					R/W:	0	0	0	0	0
Job No.:	013003V					Construction:	0	125	0	0	0
Length:	76.99	MPO:	N			FFOS:	0	0	0	0	0
Fund Cat:	Statewide Interstate And Major Bridge	AC-State:	124	State:	15	Local:	0				
Sec Cat:	Preventive Maint	Awd Date:	Spring 17	Anticipated Fed Cat:	NHPP	Payments:	0	0	0	0	0
TIP #:		Future Cost:	0	Estimate Total:	139						
County:	Scott	Pavement improvements from I-57 to north of Rte. 61/62 near Ristin, from 3 miles south of 162 near Portageville to 0.8 mile south of I-155 near Hayti, and from 2.6 miles south of Rte. E near Holland to Arkansas State line.				Engineering:	125	1,000	0	0	0
Route:	IS 55					R/W:	0	0	0	0	0
Job No.:	913111					Construction:	0	12,757	0	0	0
Length:	31.27	MPO:	N			FFOS:	0	0	0	0	0
Fund Cat:	Statewide Interstate And Major Bridge	AC-State:	12,380	State:	1,377	Local:	0				
Sec Cat:	Rehab And Reconst	Awd Date:	Winter 17	Anticipated Fed Cat:	NHPP	Federal Oversight	0	0	0	0	0
TIP #:		Future Cost:	0	Estimate Total:	13,882	Payments:	0	0	0	0	0
County:	Scott	Bridge improvements on southbound I-55 at I-57 interchange. Project involves bridge A0939.				Engineering:	10	163	0	0	0
Route:	IS 55					R/W:	0	0	0	0	0
Job No.:	913127					Construction:	0	1,100	0	0	0
Length:	0.11	MPO:	N			FFOS:	0	0	0	0	0
Fund Cat:	Statewide Interstate And Major Bridge	Fed:	1,010	State:	253	Local:	0				
Sec Cat:	Rehab And Reconst	Awd Date:	Spring 17	Anticipated Fed Cat:	NHPP	Payments:	0	0	0	0	0
TIP #:		Future Cost:	0	Estimate Total:	1,273						
County:	Scott	Bridge improvements over the Union Pacific railroad and Rte. M. Project involves bridge J0356.				Engineering:	60	51	154	0	0
Route:	US 61					R/W:	0	2	0	0	0
Job No.:	9S3063					Construction:	0	0	1,554	0	0
Length:	0.20	MPO:	N			FFOS:	0	0	0	0	0
Fund Cat:	Taking Care Of System	Fed:	1,409	State:	352	Local:	0				
Sec Cat:	Rehab And Reconst	Awd Date:	2018	Anticipated Fed Cat:	NHPP	Payments:	0	0	0	0	0
TIP #:		Future Cost:	0	Estimate Total:	1,821						

* Subject to the approval of the Transportation Improvement Plan by the governing Metropolitan Planning Organization.

Apr-22-2016

Section 4 - 25

District Southeast

Dollars in Thousands



2017-2021 Highway and Bridge Construction Schedule

Transportation Planning

P.O. Box 270
Jefferson City, MO 65102

Construction contingency applied to construction cost in the year the project is awarded.

Three percent project growth factor compounded annually is applied to right-of-way and construction costs in program years 2, 3, 4, and 5.

No inflation is applied to the Funding From Other Sources (FFOS) or Payments.

Engineering includes PE costs, CE costs and R/W incidentals.

Construction contingency applied to construction cost in the year the project is awarded. Three percent project growth factor compounded annually is applied to right-of-way and construction costs in program years 2, 3, 4, and 5. No inflation is applied to the Funding From Other Sources (FFOS) or Payments. Engineering includes PE costs, CE costs and R/W incidentals.						STATE FISCAL YEAR PROJECT BUDGETING						
						Prior Prog.	7/2016- 6/2017	7/2017- 6/2018	7/2018- 6/2019	7/2019- 6/2020	7/2020- 6/2021	
County: Scott	Pavement improvements from 0.6 mile north of Rte. Y to Rte. 60.					Engineering:	0	15	15	170	0	0
Route: US 61						R/W:	0	0	0	0	0	0
Job No.: 9S3282						Construction:	0	0	0	2,146	0	0
Length: 3.19	MPO: N	Fed: 1,877 State: 469 Local: 0			FFOS:	0	0	0	0	0	0	
Fund Cat: Taking Care Of System						Payments:	0	0	0	0	0	0
Sec Cat: Thin Lift Overlay	Awd Date: 2019	Anticipated Fed Cat: S.T.P.										
TIP #:	Future Cost: 0		Estimate Total: 2,346									
County: Scott	Pavement improvements from Rte. 61 to Rte. H/AA.					Engineering:	0	2	2	49	0	0
Route: US 62						R/W:	0	0	0	0	0	0
Job No.: 9S3271						Construction:	0	0	0	577	0	0
Length: 2.52	MPO: N	Fed: 506 State: 124 Local: 0			FFOS:	0	0	0	0	0	0	
Fund Cat: Taking Care Of System						Payments:	0	0	0	0	0	0
Sec Cat: Thin Lift Overlay	Awd Date: 2019	Anticipated Fed Cat: S.T.P.										
TIP #:	Future Cost: 0		Estimate Total: 630									
County: Scott	Bridge improvements over North Cut Ditch. Project involves bridge G0438.					Engineering:	0	10	26	114	0	0
Route: MO 77						R/W:	0	0	4	0	0	0
Job No.: 9S3281						Construction:	0	0	0	948	0	0
Length: 0.12	MPO: N	Fed: 881 State: 221 Local: 0			FFOS:	0	0	0	0	0	0	
Fund Cat: Taking Care Of System						Payments:	0	0	0	0	0	0
Sec Cat: Rehab And Reconst	Awd Date: 2019	Anticipated Fed Cat: NHPP										
TIP #:	Future Cost: 0		Estimate Total: 1,102									
County: Scott	Bridge improvements over Drainage Ditch No. 291. Project involves bridge S0665.					Engineering:	0	5	5	7	43	0
Route: MO 91						R/W:	0	0	0	8	0	0
Job No.: 9S3278						Construction:	0	0	0	0	379	0
Length: 0.11	MPO: N	Fed: 357 State: 90 Local: 0			FFOS:	0	0	0	0	0	0	
Fund Cat: Taking Care Of System						Payments:	0	0	0	0	0	0
Sec Cat: Rehab And Reconst	Awd Date: 2020	Anticipated Fed Cat: NHPP										
TIP #:	Future Cost: 0		Estimate Total: 447									
County: Scott	Bridge improvements over Drainage Ditch No. 35. Project involves bridge S0744.					Engineering:	0	5	5	7	41	0
Route: MO 91						R/W:	0	0	0	8	0	0
Job No.: 9S3279						Construction:	0	0	0	0	363	0
Length: 0.12	MPO: N	Fed: 342 State: 87 Local: 0			FFOS:	0	0	0	0	0	0	
Fund Cat: Taking Care Of System						Payments:	0	0	0	0	0	0
Sec Cat: Rehab And Reconst	Awd Date: 2020	Anticipated Fed Cat: NHPP										
TIP #:	Future Cost: 0		Estimate Total: 429									

* Subject to the approval of the Transportation Improvement Plan by the governing Metropolitan Planning Organization.

Apr-22-2016

Section 4 - 26

District Southeast

Dollars in Thousands



2017-2021 Highway and Bridge Construction Schedule

Transportation Planning

P.O. Box 270
Jefferson City, MO 65102

Construction contingency applied to construction cost in the year the project is awarded.

Three percent project growth factor compounded annually is applied to right-of-way and construction costs in program years 2, 3, 4, and 5.

No inflation is applied to the Funding From Other Sources (FFOS) or Payments.

Engineering includes PE costs, CE costs and R/W incidentals.

Construction contingency applied to construction cost in the year the project is awarded. Three percent project growth factor compounded annually is applied to right-of-way and construction costs in program years 2, 3, 4, and 5. No inflation is applied to the Funding From Other Sources (FFOS) or Payments. Engineering includes PE costs, CE costs and R/W incidentals.											STATE FISCAL YEAR PROJECT BUDGETING					
											Prior Prog.	7/2016- 6/2017	7/2017- 6/2018	7/2018- 6/2019	7/2019- 6/2020	7/2020- 6/2021
County: Scott Route: RT A Job No.: 9S3150 Length: 0.20 MPO: N Fund Cat: Taking Care Of System Sec Cat: Rehab And Reconst TIP #:	Bridge improvements over Caney Creek. Project involves bridge T0341. Fed: 372 State: 92 Local: 0 Awd Date: Winter 17 Anticipated Fed Cat: NHPP Future Cost: 0 Estimate Total: 474					Engineering: 10 R/W: 0 Construction: 0 FFOS: 0 Payments: 0	67 5 392 0 0	0 0 0 0 0	0 0 0 0 0	0 0 0 0 0						
County: Scott Route: RT AA Job No.: 9S3267 Length: 9.88 MPO: N Fund Cat: Taking Care Of System Sec Cat: Thin Lift Overlay TIP #:	Pavement improvements from Rte. 62 to Rte 80. Fed: 487 State: 121 Local: 0 Awd Date: 2019 Anticipated Fed Cat: S.T.P. Future Cost: 0 Estimate Total: 608					Engineering: 0 R/W: 0 Construction: 0 FFOS: 0 Payments: 0	1 0 0 0 0	1 0 0 0 0	50 0 556 0 0	0 0 0 0 0						
County: Scott Route: RT H Job No.: 9S3240 Length: 5.80 MPO: N Fund Cat: Taking Care Of System Sec Cat: Thin Lift Overlay TIP #:	Pavement improvements from Rte. 77 to Rte. U. Fed: 312 State: 79 Local: 0 Awd Date: 2019 Anticipated Fed Cat: S.T.P. Future Cost: 0 Estimate Total: 391					Engineering: 0 R/W: 0 Construction: 0 FFOS: 0 Payments: 0	1 0 0 0 0	1 0 0 0 0	31 0 358 0 0	0 0 0 0 0						
County: Scott Route: RT HH Job No.: 9S3159 Length: 3.90 MPO: N Fund Cat: Taking Care Of System Sec Cat: Thin Lift Overlay TIP #:	Pavement improvements from east of Rte. 61 to west of Rte. H near Sikeston. AC-State: 678 State: 170 Local: 0 Awd Date: Winter 17 Anticipated Fed Cat: S.T.P. Future Cost: 0 Estimate Total: 858					Engineering: 10 R/W: 0 Construction: 0 FFOS: 0 Payments: 0	67 0 781 0 0	0 0 0 0 0	0 0 0 0 0	0 0 0 0 0						
County: Scott Route: RT O Job No.: 9S3277 Length: 0.11 MPO: N Fund Cat: Taking Care Of System Sec Cat: Rehab And Reconst TIP #:	Bridge improvements over Drainage Ditch. Project involves bridge N0256. Fed: 366 State: 91 Local: 0 Awd Date: Fall 17 Anticipated Fed Cat: S.T.P. Future Cost: 0 Estimate Total: 457					Engineering: 0 R/W: 0 Construction: 0 FFOS: 0 Payments: 0	16 4 0 0 0	48 0 389 0 0	0 0 0 0 0	0 0 0 0 0						

* Subject to the approval of the Transportation Improvement Plan by the governing Metropolitan Planning Organization.

Apr-22-2016

Section 4 - 27

District Southeast

Dollars in Thousands



2017-2021 Highway and Bridge Construction Schedule

Transportation Planning

P.O. Box 270
Jefferson City, MO 65102

Construction contingency applied to construction cost in the year the project is awarded.

Three percent project growth factor compounded annually is applied to right-of-way and construction costs in program years 2, 3, 4, and 5.

No inflation is applied to the Funding From Other Sources (FFOS) or Payments.

Engineering includes PE costs, CE costs and R/W incidentals.

Construction contingency applied to construction cost in the year the project is awarded. Three percent project growth factor compounded annually is applied to right-of-way and construction costs in program years 2, 3, 4, and 5. No inflation is applied to the Funding From Other Sources (FFOS) or Payments. Engineering includes PE costs, CE costs and R/W incidentals.							STATE FISCAL YEAR PROJECT BUDGETING						
							Prior Prog.	7/2016- 6/2017	7/2017- 6/2018	7/2018- 6/2019	7/2019- 6/2020	7/2020- 6/2021	
County: Scott	Bridge improvements over St. John's Drainage Ditch. Project involves bridge N0716.						Engineering:	0	20	56	0	0	0
Route: RT U							R/W:	0	0	0	0	0	0
Job No.: 9S3276							Construction:	0	0	472	0	0	0
Length: 0.12	MPO: N						FFOS:	0	0	0	0	0	0
Fund Cat: Taking Care Of System	Fed: 439 State: 109 Local: 0						Payments:	0	0	0	0	0	0
Sec Cat: Rehab And Reconst	Awd Date: Fall 17	Anticipated Fed Cat: NHPP											
TIP #:	Future Cost: 0	Estimate Total: 548											
County: Scott	Bridge improvements over Drainage Ditch No. 289. Project involves bridge P0098.						Engineering:	0	2	10	29	0	0
Route: RT W							R/W:	0	0	8	0	0	0
Job No.: 9S3280							Construction:	0	0	0	251	0	0
Length: 0.11	MPO: N						FFOS:	0	0	0	0	0	0
Fund Cat: Taking Care Of System	Fed: 240 State: 60 Local: 0						Payments:	0	0	0	0	0	0
Sec Cat: Rehab And Reconst	Awd Date: 2019	Anticipated Fed Cat: NHPP											
TIP #:	Future Cost: 0	Estimate Total: 300											
County: Shannon	Bridge improvements over Sinking Creek 3 miles south of Rte. EE. Project involves bridge H0079.						Engineering:	344	386	0	0	0	0
Route: MO 19							R/W:	0	14	0	0	0	0
Job No.: 9P0438							Construction:	0	2,867	0	0	0	0
Length: 1.00	MPO: N						FFOS:	0	0	0	0	0	0
Fund Cat: Taking Care Of System	Fed: 2,614 State: 653 Local: 0						Payments:	0	0	0	0	0	0
Sec Cat: Rehab And Reconst	Awd Date: Winter 17	Anticipated Fed Cat: NHPP											
TIP #:	Future Cost: 0	Estimate Total: 3,611											
County: Shannon	Pavement improvements on eastbound lane from Rte. 19 to Winona.						Engineering:	0	5	5	64	0	0
Route: US 60							R/W:	0	0	0	0	0	0
Job No.: 9P3197							Construction:	0	0	0	788	0	0
Length: 2.62	MPO: N						FFOS:	0	0	0	0	0	0
Fund Cat: Taking Care Of System	AC-State: 689 State: 173 Local: 0						Payments:	0	0	0	0	0	0
Sec Cat: Thin Lift Overlay	Awd Date: 2019	Anticipated Fed Cat: S.T.P.											
TIP #:	Future Cost: 0	Estimate Total: 862											
County: Shannon	Pavement improvements on eastbound lane from County Road 583 to Rte. P.						Engineering:	0	10	10	121	0	0
Route: US 60							R/W:	0	0	0	0	0	0
Job No.: 9P3198							Construction:	0	0	0	1,508	0	0
Length: 5.04	MPO: N						FFOS:	0	0	0	0	0	0
Fund Cat: Taking Care Of System	AC-State: 1,318 State: 331 Local: 0						Payments:	0	0	0	0	0	0
Sec Cat: Thin Lift Overlay	Awd Date: 2019	Anticipated Fed Cat: S.T.P.											
TIP #:	Future Cost: 0	Estimate Total: 1,649											

* Subject to the approval of the Transportation Improvement Plan by the governing Metropolitan Planning Organization.

Apr-22-2016

Section 4 - 28

District Southeast

Dollars in Thousands



2017-2021 Highway and Bridge Construction Schedule

Transportation Planning

P.O. Box 270
Jefferson City, MO 65102

Construction contingency applied to construction cost in the year the project is awarded.

Three percent project growth factor compounded annually is applied to right-of-way and construction costs in program years 2, 3, 4, and 5.

No inflation is applied to the Funding From Other Sources (FFOS) or Payments.

Engineering includes PE costs, CE costs and R/W incidentals.

						STATE FISCAL YEAR PROJECT BUDGETING					
						Prior Prog.	7/2016-6/2017	7/2017-6/2018	7/2018-6/2019	7/2019-6/2020	7/2020-6/2021
County: Ste. Genevieve	Job Order Contracting for concrete pavement repair from the Jefferson County line to	Engineering:	0	14	0	0	0	0	0	0	0
Route: IS 55	Rte. 60 in Scott County and all of I-57 in Missouri.	R/W:	0	0	0	0	0	0	0	0	0
Job No.: 013003S		Construction:	0	125	0	0	0	0	0	0	0
Length: 121.11	MPO: Y	FFOS:	0	0	0	0	0	0	0	0	0
Fund Cat: Statewide Interstate And Major Bridge	Fed: 124 State: 15 Local: 0	Payments:	0	0	0	0	0	0	0	0	0
Sec Cat: Preventive Maint	Awd Date: Spring 17 Anticipated Fed Cat: NHPP										
TIP #: Future Cost: 0 Estimate Total: 139											
County: Ste. Genevieve	Job Order Contracting for asphalt pavement repair from the Jefferson County line to Rte.	Engineering:	0	14	0	0	0	0	0	0	0
Route: IS 55	60 in Scott County and all of I-57 in Missouri.	R/W:	0	0	0	0	0	0	0	0	0
Job No.: 013003T		Construction:	0	125	0	0	0	0	0	0	0
Length: 121.11	MPO: Y	FFOS:	0	0	0	0	0	0	0	0	0
Fund Cat: Statewide Interstate And Major Bridge	Fed: 124 State: 15 Local: 0	Payments:	0	0	0	0	0	0	0	0	0
Sec Cat: Preventive Maint	Awd Date: Spring 17 Anticipated Fed Cat: NHPP										
TIP #: Future Cost: 0 Estimate Total: 139											
County: Ste. Genevieve	Pavement improvements south of Rte. 00 to north of Rte. 177.	Engineering:	0	50	50	570	0	0	0	0	0
Route: US 61		R/W:	0	0	0	0	0	0	0	0	0
Job No.: 9P3233		Construction:	0	0	0	7,263	0	0	0	0	0
Length: 61.99	MPO: Y	FFOS:	0	0	0	0	0	0	0	0	0
Fund Cat: Taking Care Of System	Fed: 6,346 State: 1,587 Local: 0	Payments:	0	0	0	0	0	0	0	0	0
Sec Cat: Thin Lift Overlay	Awd Date: 2019 Anticipated Fed Cat: S.T.P. Federal Oversight										
TIP #: Future Cost: 0 Estimate Total: 7,933											
County: Ste. Genevieve	Pavement improvements from Rte. 61 to Rte. 32. \$182,000 District Operating Budget.	Engineering:	0	22	0	0	0	0	0	0	0
Route: RT A		R/W:	0	0	0	0	0	0	0	0	0
Job No.: 9S3176		Construction:	0	182	0	0	0	0	0	0	0
Length: 3.04	MPO: N	FFOS:	0	182	0	0	0	0	0	0	0
Fund Cat: Taking Care Of System	AC-State: 164 State: 40 Local: 0	Payments:	0	0	0	0	0	0	0	0	0
Sec Cat: Thin Lift Overlay	Awd Date: Fall 16 Anticipated Fed Cat: S.T.P.										
TIP #: Future Cost: 0 Estimate Total: 204											
County: Ste. Genevieve	Pavement improvements from Rte. T to Rte. 00.	Engineering:	0	10	66	0	0	0	0	0	0
Route: RT DD		R/W:	0	0	0	0	0	0	0	0	0
Job No.: 9S3234		Construction:	0	0	793	0	0	0	0	0	0
Length: 9.78	MPO: Y	FFOS:	0	0	0	0	0	0	0	0	0
Fund Cat: Taking Care Of System	Fed: 694 State: 175 Local: 0	Payments:	0	0	0	0	0	0	0	0	0
Sec Cat: Thin Lift Overlay	Awd Date: 2018 Anticipated Fed Cat: S.T.P.										
TIP #: Future Cost: 0 Estimate Total: 869											

* Subject to the approval of the Transportation Improvement Plan by the governing Metropolitan Planning Organization.

Apr-22-2016

Section 4 - 29

District Southeast

Dollars in Thousands



2017-2021 Highway and Bridge Construction Schedule

Transportation Planning

P.O. Box 270
Jefferson City, MO 65102

Construction contingency applied to construction cost in the year the project is awarded.

Three percent project growth factor compounded annually is applied to right-of-way and construction costs in program years 2, 3, 4, and 5.

No inflation is applied to the Funding From Other Sources (FFOS) or Payments.

Engineering includes PE costs, CE costs and R/W incidentals.

Construction contingency applied to construction cost in the year the project is awarded. Three percent project growth factor compounded annually is applied to right-of-way and construction costs in program years 2, 3, 4, and 5. No inflation is applied to the Funding From Other Sources (FFOS) or Payments. Engineering includes PE costs, CE costs and R/W incidentals.												STATE FISCAL YEAR PROJECT BUDGETING						
												Prior Prog.	7/2016- 6/2017	7/2017- 6/2018	7/2018- 6/2019	7/2019- 6/2020	7/2020- 6/2021	
County: Ste. Genevieve	Pavement improvements and addition of two foot shoulders from east of Rte. 61 to Rte. 51.											Engineering:	10	78	0	0	0	0
Route: RT H												R/W:	0	0	0	0	0	0
Job No.: 9S3166												Construction:	0	788	0	0	0	0
Length: 6.66	MPO: N										FFOS:	0	0	0	0	0	0	
Fund Cat: Taking Care Of System	AC-State: 692 State: 174 Local: 0											Payments:	0	0	0	0	0	0
Sec Cat: Thin Lift Overlay	Awd Date: Winter 17	Anticipated Fed Cat: S.T.P.																
TIP #:	Future Cost: 0 Estimate Total: 876																	
County: Stoddard	Pavement improvements from Rte. 60 to Rte. 61.											Engineering:	0	7	8	141	0	0
Route: MO 114												R/W:	0	0	0	0	0	0
Job No.: 9S3287												Construction:	0	0	0	1,678	0	0
Length: 7.96	MPO: N										FFOS:	0	0	0	0	0	0	
Fund Cat: Taking Care Of System	Fed: 1,467 State: 367 Local: 0											Payments:	0	0	0	0	0	0
Sec Cat: Thin Lift Overlay	Awd Date: 2019	Anticipated Fed Cat: S.T.P.																
TIP #:	Future Cost: 0 Estimate Total: 1,834																	
County: Stoddard	Pavement improvements from Rte. 60 to Rte. 25.											Engineering:	0	20	20	272	0	0
Route: MO 153												R/W:	0	0	0	0	0	0
Job No.: 9S3257												Construction:	0	0	0	3,360	0	0
Length: 47.02	MPO: N										FFOS:	0	0	0	0	0	0	
Fund Cat: Taking Care Of System	Fed: 2,938 State: 734 Local: 0											Payments:	0	0	0	0	0	0
Sec Cat: Thin Lift Overlay	Awd Date: 2019	Anticipated Fed Cat: S.T.P.																
TIP #:	Future Cost: 0 Estimate Total: 3,672																	
County: Stoddard	Pavement improvements from 0.1 mile south of Rte. O to Drake Street in Bernie.											Engineering:	0	27	54	523	0	0
Route: MO 25												R/W:	0	0	0	0	0	0
Job No.: 9P3262												Construction:	0	0	0	6,543	0	0
Length: 29.53	MPO: N										FFOS:	0	0	0	0	0	0	
Fund Cat: Taking Care Of System	Fed: 5,717 State: 1,430 Local: 0											Payments:	0	0	0	0	0	0
Sec Cat: Thin Lift Overlay	Awd Date: 2019	Anticipated Fed Cat: S.T.P.																
TIP #:	Future Cost: 0 Estimate Total: 7,147																	
County: Stoddard	Pavement improvements and addition of two foot shoulders from 0.9 mile south of Rte. 60 to Rte. B. \$147,000 District Operating Budget.											Engineering:	0	15	0	0	0	0
Route: MO 51												R/W:	0	0	0	0	0	0
Job No.: 9S3179												Construction:	0	147	0	0	0	0
Length: 2.44	MPO: N										FFOS:	0	147	0	0	0	0	
Fund Cat: Taking Care Of System	AC-State: 130 State: 32 Local: 0											Payments:	0	0	0	0	0	0
Sec Cat: Thin Lift Overlay	Awd Date: Fall 16	Anticipated Fed Cat: S.T.P.																
TIP #:	Future Cost: 0 Estimate Total: 162																	

* Subject to the approval of the Transportation Improvement Plan by the governing Metropolitan Planning Organization.

Apr-22-2016

Section 4 - 30

District Southeast

Dollars in Thousands



2017-2021 Highway and Bridge Construction Schedule

Transportation Planning

P.O. Box 270
Jefferson City, MO 65102

Construction contingency applied to construction cost in the year the project is awarded.

Three percent project growth factor compounded annually is applied to right-of-way and construction costs in program years 2, 3, 4, and 5.

No inflation is applied to the Funding From Other Sources (FFOS) or Payments.

Engineering includes PE costs, CE costs and R/W incidentals.

Construction contingency applied to construction cost in the year the project is awarded. Three percent project growth factor compounded annually is applied to right-of-way and construction costs in program years 2, 3, 4, and 5. No inflation is applied to the Funding From Other Sources (FFOS) or Payments. Engineering includes PE costs, CE costs and R/W incidentals.											STATE FISCAL YEAR PROJECT BUDGETING					
											Prior Prog.	7/2016- 6/2017	7/2017- 6/2018	7/2018- 6/2019	7/2019- 6/2020	7/2020- 6/2021
County: Stoddard Route: US 60 Job No.: 9P3155 Length: 6.90 MPO: N Fund Cat: Taking Care Of System Sec Cat: Thin Lift Overlay TIP #:	Pavement improvements on eastbound lanes from 0.4 mile west of Rte. F to 0.7 mile east of Rte. 25. AC-State: 2,642 State: 660 Local: 0 Anticipated Fed Cat: S.T.P. Future Cost: 0 Estimate Total: 3,312					Engineering: 10 R/W: 0 Construction: 0 FFOS: 0 Payments: 0	286 0 3,016 0 0	0 0 0 0 0	0 0 0 0 0	0 0 0 0 0						
County: Stoddard Route: BU 60 Job No.: 9S3242 Length: 2.80 MPO: N Fund Cat: Taking Care Of System Sec Cat: Thin Lift Overlay TIP #:	Pavement improvements from Rte. AD to Rte. 25. AC-State: 564 State: 142 Local: 0 Anticipated Fed Cat: S.T.P. Future Cost: 0 Estimate Total: 706					Engineering: 0 R/W: 0 Construction: 0 FFOS: 0 Payments: 0	3 0 0 0 0	58 0 645 0 0	0 0 0 0 0	0 0 0 0 0						
County: Stoddard Route: MO 91 Job No.: 9S3263 Length: 0.07 MPO: N Fund Cat: Taking Care Of System Sec Cat: Rehab And Reconst TIP #:	Bridge improvements over Drainage Ditch No. 34. Project involves bridge S0769. Fed: 322 State: 80 Local: 0 Anticipated Fed Cat: NHPP Future Cost: 0 Estimate Total: 402					Engineering: 0 R/W: 0 Construction: 0 FFOS: 0 Payments: 0	5 0 0 0 0	5 0 0 0 0	7 8 0 0 0	37 0 340 0 0						
County: Stoddard Route: MO 91 Job No.: 9S3264 Length: 0.11 MPO: N Fund Cat: Taking Care Of System Sec Cat: Rehab And Reconst TIP #:	Bridge improvements over Drainage Ditch No. 33. Project involves Bridge S0770. Fed: 322 State: 80 Local: 0 Anticipated Fed Cat: NHPP Future Cost: 0 Estimate Total: 402					Engineering: 0 R/W: 0 Construction: 0 FFOS: 0 Payments: 0	5 0 0 0 0	5 0 0 0 0	7 8 0 0 0	37 0 340 0 0						
County: Stoddard Route: RT AA Job No.: 9S3272 Length: 2.19 MPO: N Fund Cat: Taking Care Of System Sec Cat: Thin Lift Overlay TIP #:	Pavement improvements from Rte. 25 north to Rte. 25 south. AC-State: 133 State: 33 Local: 0 Anticipated Fed Cat: S.T.P. Future Cost: 0 Estimate Total: 166					Engineering: 0 R/W: 0 Construction: 0 FFOS: 0 Payments: 0	1 0 0 0 0	13 0 152 0 0	0 0 0 0 0	0 0 0 0 0						

* Subject to the approval of the Transportation Improvement Plan by the governing Metropolitan Planning Organization.

Apr-22-2016

Section 4 - 31

District Southeast

Dollars in Thousands



2017-2021 Highway and Bridge Construction Schedule

Transportation Planning

P.O. Box 270
Jefferson City, MO 65102

Construction contingency applied to construction cost in the year the project is awarded.

Three percent project growth factor compounded annually is applied to right-of-way and construction costs in program years 2, 3, 4, and 5.

No inflation is applied to the Funding From Other Sources (FFOS) or Payments.

Engineering includes PE costs, CE costs and R/W incidentals.

Construction contingency applied to construction cost in the year the project is awarded. Three percent project growth factor compounded annually is applied to right-of-way and construction costs in program years 2, 3, 4, and 5. No inflation is applied to the Funding From Other Sources (FFOS) or Payments. Engineering includes PE costs, CE costs and R/W incidentals.												STATE FISCAL YEAR PROJECT BUDGETING						
												Prior Prog.	7/2016- 6/2017	7/2017- 6/2018	7/2018- 6/2019	7/2019- 6/2020	7/2020- 6/2021	
County: Stoddard	Pavement improvements from Rte. 60 to end of state maintenance. \$186,000 District Operating Budget.											Engineering:	0	23	0	0	0	0
Route: RT AD												R/W:	0	0	0	0	0	0
Job No.: 9S3180												Construction:	0	186	0	0	0	0
Length: 3.10	MPO: N											FFOS:	0	186	0	0	0	0
Fund Cat: Taking Care Of System	AC-State: 167 State: 42 Local: 0										Payments:	0	0	0	0	0	0	
Sec Cat: Thin Lift Overlay	Awd Date: Fall 16	Anticipated Fed Cat: S.T.P.																
TIP #:	Future Cost: 0 Estimate Total: 209																	
County: Stoddard	Bridge improvements over Spring Creek. Project involves bridge P0056.											Engineering:	0	5	20	62	0	0
Route: RT DD												R/W:	0	0	0	0	0	0
Job No.: 9S3275												Construction:	0	0	0	555	0	0
Length: 0.12	MPO: N											FFOS:	0	0	0	0	0	0
Fund Cat: Taking Care Of System	Fed: 514 State: 128 Local: 0										Payments:	0	0	0	0	0	0	
Sec Cat: Rehab And Reconst	Awd Date: 2019	Anticipated Fed Cat: NHPP																
TIP #:	Future Cost: 0 Estimate Total: 642																	
County: Stoddard	Bridge improvements over County Drainage Ditch. Project involves bridge S0613.											Engineering:	10	66	0	0	0	0
Route: RT H												R/W:	0	4	0	0	0	0
Job No.: 9S3145												Construction:	0	445	0	0	0	0
Length: 0.00	MPO: N											FFOS:	0	0	0	0	0	0
Fund Cat: Taking Care Of System	Fed: 412 State: 103 Local: 0										Payments:	0	0	0	0	0	0	
Sec Cat: Rehab And Reconst	Awd Date: Winter 17	Anticipated Fed Cat: NHPP																
TIP #:	Future Cost: 0 Estimate Total: 525																	
County: Stoddard	Bridge improvements over Lick Creek Drainage Ditch. Project involves bridge T0137.											Engineering:	10	139	0	0	0	0
Route: RT J												R/W:	0	4	0	0	0	0
Job No.: 9S3149												Construction:	0	881	0	0	0	0
Length: 0.20	MPO: N											FFOS:	0	0	0	0	0	0
Fund Cat: Taking Care Of System	Fed: 819 State: 205 Local: 0										Payments:	0	0	0	0	0	0	
Sec Cat: Rehab And Reconst	Awd Date: Winter 17	Anticipated Fed Cat: NHPP																
TIP #:	Future Cost: 0 Estimate Total: 1,034																	
County: Stoddard	Bridge improvements over Castor River. Project Involves Bridge S0168.											Engineering:	31	140	0	0	0	0
Route: RT K												R/W:	0	3	0	0	0	0
Job No.: 9S3069												Construction:	0	706	0	0	0	0
Length: 0.07	MPO: N											FFOS:	0	0	0	0	0	0
Fund Cat: Taking Care Of System	Fed: 679 State: 170 Local: 0										Payments:	0	0	0	0	0	0	
Sec Cat: Rehab And Reconst	Awd Date: Winter 17	Anticipated Fed Cat: NHPP																
TIP #:	Future Cost: 0 Estimate Total: 880																	

* Subject to the approval of the Transportation Improvement Plan by the governing Metropolitan Planning Organization.

Apr-22-2016

Section 4 - 32

District Southeast

Dollars in Thousands



2017-2021 Highway and Bridge Construction Schedule

Transportation Planning

P.O. Box 270
Jefferson City, MO 65102

Construction contingency applied to construction cost in the year the project is awarded.

Three percent project growth factor compounded annually is applied to right-of-way and construction costs in program years 2, 3, 4, and 5.

No inflation is applied to the Funding From Other Sources (FFOS) or Payments.

Engineering includes PE costs, CE costs and R/W incidentals.

Construction contingency applied to construction cost in the year the project is awarded. Three percent project growth factor compounded annually is applied to right-of-way and construction costs in program years 2, 3, 4, and 5. No inflation is applied to the Funding From Other Sources (FFOS) or Payments. Engineering includes PE costs, CE costs and R/W incidentals.											STATE FISCAL YEAR PROJECT BUDGETING							
											Prior Prog.	7/2016- 6/2017	7/2017- 6/2018	7/2018- 6/2019	7/2019- 6/2020	7/2020- 6/2021		
County: Stoddard	Bridge improvements over Wolf Creek Drainage Ditch. Project involves bridge P0389.										Engineering:	0	16	45	0	0	0	
Route: RT K											R/W:	0	0	0	0	0	0	
Job No.: 9S3274											Construction:	0	0	378	0	0	0	
Length: 0.11	MPO: N											FFOS:	0	0	0	0	0	0
Fund Cat: Taking Care Of System	Fed: 351 State: 88 Local: 0										Payments:	0	0	0	0	0	0	
Sec Cat: Rehab And Reconst	Awd Date: Fall 17	Anticipated Fed Cat: NHPP																
TIP #:	Future Cost: 0 Estimate Total: 439																	
County: Stoddard	Bridge improvements over Drainage Ditch No. 30. Project involves bridge N0381.										Engineering:	0	26	68	0	0	0	
Route: RT N											R/W:	0	0	0	0	0	0	
Job No.: 9S3268											Construction:	0	0	574	0	0	0	
Length: 0.13	MPO: N											FFOS:	0	0	0	0	0	0
Fund Cat: Taking Care Of System	Fed: 534 State: 134 Local: 0										Payments:	0	0	0	0	0	0	
Sec Cat: Rehab And Reconst	Awd Date: Fall 17	Anticipated Fed Cat: NHPP																
TIP #:	Future Cost: 0 Estimate Total: 668																	
County: Stoddard	Bridge improvements over Drainage Ditch No. 34. Project involves bridge R0184.										Engineering:	0	20	51	0	0	0	
Route: RT P											R/W:	0	0	0	0	0	0	
Job No.: 9S3269											Construction:	0	0	428	0	0	0	
Length: 0.12	MPO: N											FFOS:	0	0	0	0	0	0
Fund Cat: Taking Care Of System	Fed: 399 State: 100 Local: 0										Payments:	0	0	0	0	0	0	
Sec Cat: Rehab And Reconst	Awd Date: Fall 17	Anticipated Fed Cat: S.T.P.																
TIP #:	Future Cost: 0 Estimate Total: 499																	
County: Stoddard	Bridge improvements over Turkey Creek. Project involves bridge L0738.										Engineering:	0	5	17	51	0	0	
Route: RT T											R/W:	0	0	6	0	0	0	
Job No.: 9S3270											Construction:	0	0	0	441	0	0	
Length: 0.11	MPO: N											FFOS:	0	0	0	0	0	0
Fund Cat: Taking Care Of System	Fed: 417 State: 103 Local: 0										Payments:	0	0	0	0	0	0	
Sec Cat: Rehab And Reconst	Awd Date: 2019	Anticipated Fed Cat: NHPP																
TIP #:	Future Cost: 0 Estimate Total: 520																	
County: Stoddard	Bridge improvements over St. Francois River old channel. Project involves bridge R0318.										Engineering:	83	79	0	0	0	0	
Route: RT U											R/W:	2	0	0	0	0	0	
Job No.: 9S3051											Construction:	0	519	0	0	0	0	
Length: 0.20	MPO: N											FFOS:	0	0	0	0	0	0
Fund Cat: Taking Care Of System	Fed: 478 State: 120 Local: 0										Payments:	0	0	0	0	0	0	
Sec Cat: Rehab And Reconst	Awd Date: Fall 16	Anticipated Fed Cat: NHPP																
TIP #:	Future Cost: 0 Estimate Total: 683																	

* Subject to the approval of the Transportation Improvement Plan by the governing Metropolitan Planning Organization.

Apr-22-2016

Section 4 - 33

District Southeast

Dollars in Thousands



2017-2021 Highway and Bridge Construction Schedule

Transportation Planning

P.O. Box 270
Jefferson City, MO 65102

Construction contingency applied to construction cost in the year the project is awarded.

Three percent project growth factor compounded annually is applied to right-of-way and construction costs in program years 2, 3, 4, and 5.

No inflation is applied to the Funding From Other Sources (FFOS) or Payments.

Engineering includes PE costs, CE costs and R/W incidentals.

Construction contingency applied to construction cost in the year the project is awarded. Three percent project growth factor compounded annually is applied to right-of-way and construction costs in program years 2, 3, 4, and 5. No inflation is applied to the Funding From Other Sources (FFOS) or Payments. Engineering includes PE costs, CE costs and R/W incidentals.						STATE FISCAL YEAR PROJECT BUDGETING					
						Prior Prog.	7/2016- 6/2017	7/2017- 6/2018	7/2018- 6/2019	7/2019- 6/2020	7/2020- 6/2021
County: Stoddard Route: RT Y Job No.: 9S3251 Length: 20.12 MPO: N Fund Cat: Taking Care Of System Sec Cat: Thin Lift Overlay TIP #: AC-State: 1,059 State: 265 Local: 0 Awd Date: 2018 Anticipated Fed Cat: S.T.P. Future Cost: 0 Estimate Total: 1,324	Pavement improvements from 2.4 miles east of Rte. 25 to 0.4 mile west of Rte. 61.					Engineering: 0 R/W: 0 Construction: 0 FFOS: 0 Payments: 0	10 0 0 0 0	106 0 1,208 0 0	0 0 0 0 0	0 0 0 0 0	
County: Stoddard Route: RT Z Job No.: 9S3148 Length: 0.20 MPO: N Fund Cat: Taking Care Of System Sec Cat: Rehab And Reconst TIP #: Fed: 495 State: 124 Local: 0 Awd Date: Winter 17 Anticipated Fed Cat: NHPP Future Cost: 0 Estimate Total: 629	Bridge improvements over Main Ditch. Project involves bridge P0444.					Engineering: 10 R/W: 0 Construction: 0 FFOS: 0 Payments: 0	81 4 534 0 0	0 0 0 0 0	0 0 0 0 0	0 0 0 0 0	
County: Stoddard Route: RT Z Job No.: 9S3224 Length: 0.77 MPO: N Fund Cat: Taking Care Of System Sec Cat: Rehab And Reconst TIP #: Fed: 1,365 State: 342 Local: 0 Awd Date: 2020 Anticipated Fed Cat: NHPP Future Cost: 0 Estimate Total: 1,707	Bridge improvements over Drainage Ditch No. 4, Main Drainage Ditch and Little River Drainage Ditches. Project Involves Bridges P0443, N0285, N0286 and N0287.					Engineering: 0 R/W: 0 Construction: 0 FFOS: 0 Payments: 0	20 0 0 0 0	20 0 0 0 0	23 11 0 0 0	134 0 1,499 0 0	
County: Stoddard Route: RT ZZ Job No.: 9S3164 Length: 8.44 MPO: N Fund Cat: Taking Care Of System Sec Cat: Thin Lift Overlay TIP #: AC-State: 456 State: 114 Local: 0 Awd Date: Fall 16 Anticipated Fed Cat: S.T.P. Future Cost: 0 Estimate Total: 580	Pavement improvements from Rte. 60 to Rte. H.					Engineering: 10 R/W: 0 Construction: 0 FFOS: 0 Payments: 0	41 0 529 0 0	0 0 0 0 0	0 0 0 0 0	0 0 0 0 0	
County: Texas Route: MO 137 Job No.: 9S3174 Length: 17.60 MPO: N Fund Cat: Taking Care Of System Sec Cat: Thin Lift Overlay TIP #: AC-State: 911 State: 227 Local: 0 Awd Date: Fall 16 Anticipated Fed Cat: S.T.P. Future Cost: 0 Estimate Total: 1,138	Pavement improvements from Rte. 32 to Rte. 17. \$1,056,000 District Operating budget.					Engineering: 0 R/W: 0 Construction: 0 FFOS: 0 Payments: 0	82 0 1,056 1,056 0	0 0 0 0 0	0 0 0 0 0	0 0 0 0 0	

* Subject to the approval of the Transportation Improvement Plan by the governing Metropolitan Planning Organization.

Apr-22-2016

Section 4 - 34

District Southeast

Dollars in Thousands



2017-2021 Highway and Bridge Construction Schedule

Transportation Planning

P.O. Box 270
Jefferson City, MO 65102

Construction contingency applied to construction cost in the year the project is awarded.

Three percent project growth factor compounded annually is applied to right-of-way and construction costs in program years 2, 3, 4, and 5.

No inflation is applied to the Funding From Other Sources (FFOS) or Payments.

Engineering includes PE costs, CE costs and R/W incidentals.

Construction contingency applied to construction cost in the year the project is awarded. Three percent project growth factor compounded annually is applied to right-of-way and construction costs in program years 2, 3, 4, and 5. No inflation is applied to the Funding From Other Sources (FFOS) or Payments. Engineering includes PE costs, CE costs and R/W incidentals.											STATE FISCAL YEAR PROJECT BUDGETING						
											Prior Prog.	7/2016- 6/2017	7/2017- 6/2018	7/2018- 6/2019	7/2019- 6/2020	7/2020- 6/2021	
County: Texas	Pavement improvements and addition of two foot shoulders from Rte. 63 in Houston to										Engineering:	10	345	1	0	0	0
Route: MO 17	Rte. 106 in Summersville.										R/W:	0	0	0	0	0	0
Job No.: 9P3161											Construction:	0	3,603	0	0	0	0
Length: 22.40	MPO: N									FFOS:	0	0	0	0	0	0	
Fund Cat: Taking Care Of System	AC-State: 3,159 State: 790 Local: 0								Payments:	0	0	0	0	0	0		
Sec Cat: Thin Lift Overlay	Awd Date: Fall 16	Anticipated Fed Cat: S.T.P.															
TIP #: Future Cost: 0	Estimate Total: 3,959																
County: Texas	Bridge improvements over Big Creek. Project involves bridge J0617.										Engineering:	0	20	40	41	193	0
Route: MO 17											R/W:	0	0	0	16	0	0
Job No.: 9P3212											Construction:	0	0	0	0	1,897	0
Length: 0.20	MPO: N	Fed: 1,766 State: 441 Local: 0								FFOS:	0	0	0	0	0	0	
Fund Cat: Taking Care Of System	Anticipated Fed Cat: NHPP								Payments:	0	0	0	0	0	0		
Sec Cat: Rehab And Reconst	Awd Date: 2020	Future Cost: 0 Estimate Total: 2,207															
TIP #: Future Cost: 0																	
County: Texas	Pavement improvements from Rte. 106 in Summersville to Rte. 160 near West Plains.										Engineering:	0	328	0	0	0	0
Route: MO 17											R/W:	0	0	0	0	0	0
Job No.: 9P3296											Construction:	0	3,328	0	0	0	0
Length: 34.06	MPO: N	AC-State: 2,924 State: 732 Local: 0								FFOS:	0	0	0	0	0	0	
Fund Cat: Taking Care Of System	Anticipated Fed Cat: S.T.P.								Payments:	0	0	0	0	0	0		
Sec Cat: Thin Lift Overlay	Awd Date: Winter 17	Future Cost: 0 Estimate Total: 3,656															
TIP #: Future Cost: 0																	
County: Texas	Pavement improvements in the westbound lanes from Rte. 95 to Rte. 60/63 interchange.										Engineering:	10	10	10	182	0	0
Route: US 60											R/W:	0	0	0	0	0	0
Job No.: 9P3120											Construction:	0	0	0	2,338	0	0
Length: 11.94	MPO: N	AC-State: 2,032 State: 508 Local: 0								FFOS:	0	0	0	0	0	0	
Fund Cat: Taking Care Of System	Anticipated Fed Cat: NHPP								Payments:	0	0	0	0	0	0		
Sec Cat: Thin Lift Overlay	Awd Date: 2019	Future Cost: 0 Estimate Total: 2,550															
TIP #: Future Cost: 0																	
County: Texas	Pavement improvements from south of Bus. 60 at Cabool to 0.8 mile north of Bus. 63 at Willow Springs.										Engineering:	10	134	0	0	0	0
Route: US 60											R/W:	0	0	0	0	0	0
Job No.: 9P3158											Construction:	0	1,359	0	0	0	0
Length: 7.50	MPO: N	AC-State: 1,194 State: 299 Local: 0								FFOS:	0	0	0	0	0	0	
Fund Cat: Taking Care Of System	Anticipated Fed Cat: NHPP								Payments:	0	0	0	0	0	0		
Sec Cat: Thin Lift Overlay	Awd Date: Fall 16	Future Cost: 0 Estimate Total: 1,503															
TIP #: Future Cost: 0																	

* Subject to the approval of the Transportation Improvement Plan by the governing Metropolitan Planning Organization.

Apr-22-2016

Section 4 - 35

District Southeast

Dollars in Thousands



2017-2021 Highway and Bridge Construction Schedule

Transportation Planning

P.O. Box 270
Jefferson City, MO 65102

Construction contingency applied to construction cost in the year the project is awarded.

Three percent project growth factor compounded annually is applied to right-of-way and construction costs in program years 2, 3, 4, and 5.

No inflation is applied to the Funding From Other Sources (FFOS) or Payments.

Engineering includes PE costs, CE costs and R/W incidentals.

Construction contingency applied to construction cost in the year the project is awarded. Three percent project growth factor compounded annually is applied to right-of-way and construction costs in program years 2, 3, 4, and 5. No inflation is applied to the Funding From Other Sources (FFOS) or Payments. Engineering includes PE costs, CE costs and R/W incidentals.						STATE FISCAL YEAR PROJECT BUDGETING					
						Prior Prog.	7/2016- 6/2017	7/2017- 6/2018	7/2018- 6/2019	7/2019- 6/2020	7/2020- 6/2021
County: Texas Route: US 63 Job No.: 9P2243 Length: 10.84 MPO: N Fund Cat: Taking Care Of System Sec Cat: Thin Lift Overlay Awd Date: 2019 Anticipated Fed Cat: NHPP TIP #: Future Cost: 0 Estimate Total: 3,336	Pavement improvements from Rte. 32 to Rte. E.					Engineering: 34 R/W: 0 Construction: 0 FFOS: 0 Payments: 0	1 0 0 0 0	1 0 0 0 0	199 0 3,101 0 0	0 0 0 0 0	0 0 0 0 0
County: Texas Route: US 63 Job No.: 9P3117 Length: 3.27 MPO: N Fund Cat: Taking Care Of System Sec Cat: Thin Lift Overlay Awd Date: 2019 Anticipated Fed Cat: NHPP TIP #: Future Cost: 0 Estimate Total: 961	Pavement improvements from Rte. U to Rte. 60 in Cabool.					Engineering: 5 R/W: 0 Construction: 0 FFOS: 0 Payments: 0	5 0 0 0 0	5 0 0 0 0	67 0 879 0 0	0 0 0 0 0	0 0 0 0 0
County: Various Route: Various Job No.: 0P3018J Length: 0.00 MPO: N Fund Cat: Safety Sec Cat: Safety Awd Date: 2018 Anticipated Fed Cat: Safety TIP #: Future Cost: 0 Estimate Total: 1,710	Safety projects at various locations in the Southeast District. \$1,660,000 from Statewide Open Container funds.					Engineering: 0 R/W: 0 Construction: 0 FFOS: 0 Payments: 0	0 0 0 0 0	0 0 1,710 1,660 0	0 0 0 0 0	0 0 0 0 0	0 0 0 0 0
County: Various Route: Various Job No.: 0P3019J Length: 0.00 MPO: N Fund Cat: Safety Sec Cat: Safety Awd Date: 2019 Anticipated Fed Cat: Safety TIP #: Future Cost: 0 Estimate Total: 1,763	Safety projects at various locations in the Southeast District. \$1,662,000 from Statewide Open Container funds.					Engineering: 0 R/W: 0 Construction: 0 FFOS: 0 Payments: 0	0 0 0 0 0	0 0 0 0 0	0 0 1,763 1,662 0	0 0 0 0 0	0 0 0 0 0
County: Various Route: Various Job No.: 0P3020J Length: 0.00 MPO: N Fund Cat: Safety Sec Cat: Safety Awd Date: 2020 Anticipated Fed Cat: Safety TIP #: Future Cost: 0 Estimate Total: 1,816	Safety projects at various locations in the Southeast District. \$1,662,000 from Statewide Open Container funds.					Engineering: 0 R/W: 0 Construction: 0 FFOS: 0 Payments: 0	0 0 0 0 0	0 0 0 0 0	0 0 1,816 1,662 0	0 0 0 0 0	0 0 0 0 0

* Subject to the approval of the Transportation Improvement Plan by the governing Metropolitan Planning Organization.

Apr-22-2016

Section 4 - 36

District Southeast

Dollars in Thousands



2017-2021 Highway and Bridge Construction Schedule

Transportation Planning

P.O. Box 270
Jefferson City, MO 65102

Construction contingency applied to construction cost in the year the project is awarded.

Three percent project growth factor compounded annually is applied to right-of-way and construction costs in program years 2, 3, 4, and 5.

No inflation is applied to the Funding From Other Sources (FFOS) or Payments.

Engineering includes PE costs, CE costs and R/W incidentals.

Construction contingency applied to construction cost in the year the project is awarded. Three percent project growth factor compounded annually is applied to right-of-way and construction costs in program years 2, 3, 4, and 5. No inflation is applied to the Funding From Other Sources (FFOS) or Payments. Engineering includes PE costs, CE costs and R/W incidentals.							STATE FISCAL YEAR PROJECT BUDGETING						
							Prior Prog.	7/2016- 6/2017	7/2017- 6/2018	7/2018- 6/2019	7/2019- 6/2020	7/2020- 6/2021	
County: Various Route: Various Job No.: 0P3021J Length: 0.00 MPO: N Fund Cat: Safety Sec Cat: Safety TIP #:	Safety projects at various locations in the Southeast District. \$1,662,000 from Statewide Open Container funds.						Engineering:	0	0	0	0	0	0
							R/W:	0	0	0	0	0	0
							Construction:	0	0	0	0	0	1,871
	Fed: 1,684 State: 187 Local: 0						FFOS:	0	0	0	0	0	1,662
	Awd Date: 2021 Anticipated Fed Cat: Safety						Payments:	0	0	0	0	0	0
	Future Cost: 0 Estimate Total: 1,871												
County: Various Route: Various Job No.: 0S3017J Length: 0.00 MPO: N Fund Cat: Taking Care Of System Sec Cat: N- Ada Trans TIP #:	ADA Transition Plan improvements in the cities of Campbell, Caruthersville and Poplar Bluff. \$1,314,000 from Statewide Transportation Alternatives funds.						Engineering:	0	66	0	0	0	0
							R/W:	0	5	0	0	0	0
							Construction:	0	1,314	0	0	0	0
	Fed: 1,108 State: 277 Local: 0						FFOS:	0	1,314	0	0	0	0
	Awd Date: Spring 17 Anticipated Fed Cat: S.T.P.						Payments:	0	0	0	0	0	0
	Future Cost: 0 Estimate Total: 1,385												
County: Various Route: Various Job No.: 0S3018J Length: 0.00 MPO: N Fund Cat: Taking Care Of System Sec Cat: N- Ada Trans TIP #:	ADA Transition Plan improvements at various locations in the Southeast District. \$1,341,000 from Statewide Transportation Alternatives funds.						Engineering:	0	0	0	0	0	0
							R/W:	0	0	0	0	0	0
							Construction:	0	0	1,381	0	0	0
	Fed: 1,105 State: 276 Local: 0						FFOS:	0	0	1,341	0	0	0
	Awd Date: 2018 Anticipated Fed Cat: S.T.P.						Payments:	0	0	0	0	0	0
	Future Cost: 0 Estimate Total: 1,381												
County: Various Route: Various Job No.: 0S3019J Length: 0.00 MPO: N Fund Cat: Taking Care Of System Sec Cat: N- Ada Trans TIP #:	ADA Transition Plan improvements at various locations in the Southeast District. \$1,361,000 from Statewide Transportation Alternatives funds.						Engineering:	0	0	0	0	0	0
							R/W:	0	0	0	0	0	0
							Construction:	0	0	0	1,444	0	0
	Fed: 1,155 State: 289 Local: 0						FFOS:	0	0	0	1,361	0	0
	Awd Date: 2019 Anticipated Fed Cat: S.T.P.						Payments:	0	0	0	0	0	0
	Future Cost: 0 Estimate Total: 1,444												
County: Various Route: Various Job No.: 0S3020J Length: 0.00 MPO: N Fund Cat: Taking Care Of System Sec Cat: N- Ada Trans TIP #:	ADA Transition Plan improvements at various locations in the Southeast District. \$1,395,000 from Statewide Transportation Alternatives funds.						Engineering:	0	0	0	0	0	0
							R/W:	0	0	0	0	0	0
							Construction:	0	0	0	0	1,524	0
	Fed: 1,219 State: 305 Local: 0						FFOS:	0	0	0	0	1,395	0
	Awd Date: 2020 Anticipated Fed Cat: S.T.P.						Payments:	0	0	0	0	0	0
	Future Cost: 0 Estimate Total: 1,524												

* Subject to the approval of the Transportation Improvement Plan by the governing Metropolitan Planning Organization.

Apr-22-2016

Section 4 - 37

District Southeast

Dollars in Thousands



2017-2021 Highway and Bridge Construction Schedule

Transportation Planning

P.O. Box 270
Jefferson City, MO 65102

Construction contingency applied to construction cost in the year the project is awarded.

Three percent project growth factor compounded annually is applied to right-of-way and construction costs in program years 2, 3, 4, and 5.

No inflation is applied to the Funding From Other Sources (FFOS) or Payments.

Engineering includes PE costs, CE costs and R/W incidentals.

Construction contingency applied to construction cost in the year the project is awarded. Three percent project growth factor compounded annually is applied to right-of-way and construction costs in program years 2, 3, 4, and 5. No inflation is applied to the Funding From Other Sources (FFOS) or Payments. Engineering includes PE costs, CE costs and R/W incidentals.							STATE FISCAL YEAR PROJECT BUDGETING					
							Prior Prog.	7/2016-	7/2017-	7/2018-	7/2019-	7/2020-
								6/2017	6/2018	6/2019	6/2020	6/2021
County: Various Route: Various Job No.: 0S3021J Length: 0.00 MPO: N Fund Cat: Taking Care Of System Sec Cat: N- Ada Trans Awd Date: 2021 Anticipated Fed Cat: S.T.P. TIP #: Future Cost: 0 Estimate Total: 1,668	Engineering: R/W: Construction: FFOS: Payments:	0 0 0 0 0	0 0 0 0 0	0 0 0 0 0	0 0 0 0 0	98 0 1,570 1,395 0						
County: Various Route: Various Job No.: 9P3072 Length: 0.00 MPO: N Fund Cat: Taking Care Of System Sec Cat: Routine Maintenance Awd Date: Spring 17 Anticipated Fed Cat: S.T.P. TIP #: Future Cost: 0 Estimate Total: 272	Engineering: R/W: Construction: FFOS: Payments:	3 0 0 0 0	19 0 250 0 0	0 0 0 0 0	0 0 0 0 0	0 0 0 0 0						
County: Various Route: Various Job No.: 9P3074 Length: 0.00 MPO: N Fund Cat: Taking Care Of System Sec Cat: Routine Maintenance Awd Date: 2018 Anticipated Fed Cat: S.T.P. TIP #: Future Cost: 0 Estimate Total: 278	Engineering: R/W: Construction: FFOS: Payments:	0 0 0 0 0	1 0 0 0 0	19 0 258 0 0	0 0 0 0 0	0 0 0 0 0						
County: Various Route: Various Job No.: 9P3289 Length: 0.00 MPO: N Fund Cat: Taking Care Of System Sec Cat: Routine Maintenance Awd Date: 2019 Anticipated Fed Cat: S.T.P. TIP #: Future Cost: 0 Estimate Total: 284	Engineering: R/W: Construction: FFOS: Payments:	0 0 0 0 0	0 0 0 0 0	0 0 265 0 0	19 0 0 0 0	0 0 0 0 0						
County: Wayne Route: MO 34 Job No.: 9P3218 Length: 0.20 MPO: N Fund Cat: Taking Care Of System Sec Cat: Rehab And Reconst Awd Date: 2021 Anticipated Fed Cat: NHPP TIP #: Future Cost: 0 Estimate Total: 7,196	Engineering: R/W: Construction: FFOS: Payments:	0 0 0 0 0	50 0 0 0 0	50 0 0 0 0	100 0 0 0 0	606 240 6,045 0 0						

* Subject to the approval of the Transportation Improvement Plan by the governing Metropolitan Planning Organization.

Apr-22-2016

Section 4 - 38

District Southeast

Dollars in Thousands



2017-2021 Highway and Bridge Construction Schedule

Transportation Planning

P.O. Box 270
Jefferson City, MO 65102

Construction contingency applied to construction cost in the year the project is awarded.

Three percent project growth factor compounded annually is applied to right-of-way and construction costs in program years 2, 3, 4, and 5.

No inflation is applied to the Funding From Other Sources (FFOS) or Payments.

Engineering includes PE costs, CE costs and R/W incidentals.

Construction contingency applied to construction cost in the year the project is awarded. Three percent project growth factor compounded annually is applied to right-of-way and construction costs in program years 2, 3, 4, and 5. No inflation is applied to the Funding From Other Sources (FFOS) or Payments. Engineering includes PE costs, CE costs and R/W incidentals.											STATE FISCAL YEAR PROJECT BUDGETING							
											Prior Prog.	7/2016- 6/2017	7/2017- 6/2018	7/2018- 6/2019	7/2019- 6/2020	7/2020- 6/2021		
County: Wayne	Bridge improvements over McKenzie Creek. Project involves bridge H0899.										Engineering:	5	81	0	0	0	0	
Route: MO 49											R/W:	0	11	0	0	0	0	
Job No.: 9P3124											Construction:	0	623	0	0	0	0	
Length: 0.07	MPO: N											FFOS:	0	0	0	0	0	0
Fund Cat: Taking Care Of System	Fed: 571 State: 144 Local: 0										Payments:	0	0	0	0	0	0	
Sec Cat: Rehab And Reconst	Awd Date: Spring 17	Anticipated Fed Cat: NHPP																
TIP #:	Future Cost: 0 Estimate Total: 720																	
County: Wayne	Bridge improvements over Black River. Project involves bridge R0374.										Engineering:	0	55	206	0	0	0	
Route: MO 49											R/W:	0	4	0	0	0	0	
Job No.: 9S3211											Construction:	0	0	1,589	0	0	0	
Length: 0.20	MPO: N											FFOS:	0	0	0	0	0	0
Fund Cat: Taking Care Of System	Fed: 1,483 State: 371 Local: 0										Payments:	0	0	0	0	0	0	
Sec Cat: Rehab And Reconst	Awd Date: Fall 17	Anticipated Fed Cat: NHPP																
TIP #:	Future Cost: 0 Estimate Total: 1,854																	
County: Wayne	Pavement improvements from Rte. 34 to Rte. 67.										Engineering:	0	10	10	128	0	0	
Route: MO 49											R/W:	0	0	0	0	0	0	
Job No.: 9S3294											Construction:	0	0	0	1,585	0	0	
Length: 22.36	MPO: N											FFOS:	0	0	0	0	0	0
Fund Cat: Taking Care Of System	Fed: 1,386 State: 347 Local: 0										Payments:	0	0	0	0	0	0	
Sec Cat: Thin Lift Overlay	Awd Date: 2019	Anticipated Fed Cat: S.T.P.																
TIP #:	Future Cost: 0 Estimate Total: 1,733																	
County: Wayne	Bridge improvements over Cedar Creek. Project involves bridges A0067 and A7532.										Engineering:	101	101	255	0	0	0	
Route: US 67											R/W:	0	4	0	0	0	0	
Job No.: 9P3064											Construction:	0	0	2,155	0	0	0	
Length: 0.20	MPO: N											FFOS:	0	0	0	0	0	0
Fund Cat: Taking Care Of System	Fed: 2,012 State: 503 Local: 0										Payments:	0	0	0	0	0	0	
Sec Cat: Rehab And Reconst	Awd Date: 2018	Anticipated Fed Cat: NHPP																
TIP #:	Future Cost: 0 Estimate Total: 2,616																	
County: Wayne	Bridge improvements over Hubble Creek on the northbound ramp of Rte. 67. Project involves bridge A0255.										Engineering:	5	127	0	0	0	0	
Route: OR 67											R/W:	0	4	0	0	0	0	
Job No.: 9P3132											Construction:	0	743	0	0	0	0	
Length: 0.07	MPO: N											FFOS:	0	0	0	0	0	0
Fund Cat: Taking Care Of System	Fed: 699 State: 175 Local: 0										Payments:	0	0	0	0	0	0	
Sec Cat: Rehab And Reconst	Awd Date: Spring 17	Anticipated Fed Cat: NHPP																
TIP #:	Future Cost: 0 Estimate Total: 879																	

* Subject to the approval of the Transportation Improvement Plan by the governing Metropolitan Planning Organization.

Apr-22-2016

Section 4 - 39

District Southeast

Dollars in Thousands



2017-2021 Highway and Bridge Construction Schedule

Transportation Planning

P.O. Box 270
Jefferson City, MO 65102

Construction contingency applied to construction cost in the year the project is awarded.

Three percent project growth factor compounded annually is applied to right-of-way and construction costs in program years 2, 3, 4, and 5.

No inflation is applied to the Funding From Other Sources (FFOS) or Payments.

Engineering includes PE costs, CE costs and R/W incidentals.

Construction contingency applied to construction cost in the year the project is awarded. Three percent project growth factor compounded annually is applied to right-of-way and construction costs in program years 2, 3, 4, and 5. No inflation is applied to the Funding From Other Sources (FFOS) or Payments. Engineering includes PE costs, CE costs and R/W incidentals.											STATE FISCAL YEAR PROJECT BUDGETING							
											Prior Prog.	7/2016- 6/2017	7/2017- 6/2018	7/2018- 6/2019	7/2019- 6/2020	7/2020- 6/2021		
County: Wayne	Bridge improvements over Lake Creek. Project involves bridge N0156.										Engineering:	0	17	112	0	0	0	
Route: RT FF											R/W:	0	4	0	0	0	0	
Job No.: 9S3210											Construction:	0	0	779	0	0	0	
Length: 0.20	MPO: N											FFOS:	0	0	0	0	0	0
Fund Cat: Taking Care Of System	Fed: 730 State: 182 Local: 0										Payments:	0	0	0	0	0	0	
Sec Cat: Rehab And Reconst	Awd Date: Fall 17	Anticipated Fed Cat: NHPP																
TIP #:	Future Cost: 0	Estimate Total: 912																
County: Wayne	Bridge improvements over McKenzie Creek. Project involves bridge A0561.										Engineering:	0	21	150	0	0	0	
Route: RT HH											R/W:	0	5	0	0	0	0	
Job No.: 9S3217											Construction:	0	0	1,042	0	0	0	
Length: 0.20	MPO: N											FFOS:	0	0	0	0	0	0
Fund Cat: Taking Care Of System	Fed: 975 State: 243 Local: 0										Payments:	0	0	0	0	0	0	
Sec Cat: Rehab And Reconst	Awd Date: Fall 17	Anticipated Fed Cat: NHPP																
TIP #:	Future Cost: 0	Estimate Total: 1,218																
County: Wayne	Bridge improvements over Stanley Creek. Project involves bridge A2982.										Engineering:	0	31	92	0	0	0	
Route: RT Z											R/W:	0	4	0	0	0	0	
Job No.: 9S3283											Construction:	0	0	757	0	0	0	
Length: 0.12	MPO: N											FFOS:	0	0	0	0	0	0
Fund Cat: Taking Care Of System	Fed: 708 State: 176 Local: 0										Payments:	0	0	0	0	0	0	
Sec Cat: Rehab And Reconst	Awd Date: Fall 17	Anticipated Fed Cat: NHPP																
TIP #:	Future Cost: 0	Estimate Total: 884																
County: Wright	Pavement improvements from Rte. F to Rte. 95.										Engineering:	10	207	0	0	0	0	
Route: MO 38											R/W:	0	0	0	0	0	0	
Job No.: 9S3165											Construction:	0	1,964	0	0	0	0	
Length: 23.86	MPO: N											FFOS:	0	0	0	0	0	0
Fund Cat: Taking Care Of System	AC-State: 1,737 State: 434 Local: 0										Payments:	0	0	0	0	0	0	
Sec Cat: Thin Lift Overlay	Awd Date: Winter 17	Anticipated Fed Cat: S.T.P.																
TIP #:	Future Cost: 0	Estimate Total: 2,181																
County: Wright	Pavement improvements from Rte. 95 to Rte. 17.										Engineering:	0	6	112	0	0	0	
Route: MO 38											R/W:	0	0	0	0	0	0	
Job No.: 9S3193											Construction:	0	0	1,224	0	0	0	
Length: 16.93	MPO: N											FFOS:	0	0	0	0	0	0
Fund Cat: Taking Care Of System	AC-State: 1,074 State: 268 Local: 0										Payments:	0	0	0	0	0	0	
Sec Cat: Thin Lift Overlay	Awd Date: 2018	Anticipated Fed Cat: S.T.P.																
TIP #:	Future Cost: 0	Estimate Total: 1,342																

* Subject to the approval of the Transportation Improvement Plan by the governing Metropolitan Planning Organization.

Apr-22-2016

Section 4 - 40

District Southeast

Dollars in Thousands



2017-2021 Highway and Bridge Construction Schedule

Transportation Planning

P.O. Box 270
Jefferson City, MO 65102

Construction contingency applied to construction cost in the year the project is awarded.

Three percent project growth factor compounded annually is applied to right-of-way and construction costs in program years 2, 3, 4, and 5.

No inflation is applied to the Funding From Other Sources (FFOS) or Payments.

Engineering includes PE costs, CE costs and R/W incidentals.

Construction contingency applied to construction cost in the year the project is awarded. Three percent project growth factor compounded annually is applied to right-of-way and construction costs in program years 2, 3, 4, and 5. No inflation is applied to the Funding From Other Sources (FFOS) or Payments. Engineering includes PE costs, CE costs and R/W incidentals.							STATE FISCAL YEAR PROJECT BUDGETING						
							Prior Prog.	7/2016- 6/2017	7/2017- 6/2018	7/2018- 6/2019	7/2019- 6/2020	7/2020- 6/2021	
County: Wright	Pavement improvements and addition of two foot shoulders from Rte. Z to Rte. 60.						Engineering:	0	30	166	0	0	0
Route: MO 5							R/W:	0	0	0	0	0	0
Job No.: 9P3288							Construction:	0	0	2,042	0	0	0
Length: 11.26	MPO: N							FFOS:	0	0	0	0	0
Fund Cat: Taking Care Of System			AC-State: 1,791	State: 447	Local: 0		Payments:	0	0	0	0	0	
Sec Cat: Thin Lift Overlay	Awd Date: Fall 17	Anticipated Fed Cat: S.T.P.											
TIP #:	Future Cost: 0		Estimate Total: 2,238										
County: Wright	Pavement improvements from the Webster County line to Whetstone Creek.						Engineering:	177	75	298	0	0	0
Route: US 60							R/W:	0	0	0	0	0	0
Job No.: 9P3004							Construction:	0	0	3,720	0	0	0
Length: 13.43	MPO: N							FFOS:	0	0	0	0	0
Fund Cat: Taking Care Of System			AC-State: 3,274	State: 819	Local: 0		Payments:	0	0	0	0	0	
Sec Cat: Thin Lift Overlay	Awd Date: 2018	Anticipated Fed Cat: NHPP		Federal Oversight									
TIP #:	Future Cost: 0		Estimate Total: 4,270										
County: Wright	Pavement improvements from Clouse Street to Rte. 76.						Engineering:	0	7	63	0	0	0
Route: MO 95							R/W:	0	0	0	0	0	0
Job No.: 9S3192							Construction:	0	0	730	0	0	0
Length: 10.47	MPO: N							FFOS:	0	0	0	0	0
Fund Cat: Taking Care Of System			AC-State: 640	State: 160	Local: 0		Payments:	0	0	0	0	0	
Sec Cat: Thin Lift Overlay	Awd Date: 2018	Anticipated Fed Cat: S.T.P.											
TIP #:	Future Cost: 0		Estimate Total: 800										
County: Wright	Bridge improvements over Beaver Creek. Project involves bridge N0590.						Engineering:	0	35	154	0	0	0
Route: RT H							R/W:	0	4	0	0	0	0
Job No.: 9S3208							Construction:	0	0	1,149	0	0	0
Length: 0.20	MPO: N							FFOS:	0	0	0	0	0
Fund Cat: Taking Care Of System			Fed: 1,074	State: 268	Local: 0		Payments:	0	0	0	0	0	
Sec Cat: Rehab And Reconst	Awd Date: Fall 17	Anticipated Fed Cat: NHPP											
TIP #:	Future Cost: 0		Estimate Total: 1,342										
County: Wright	Pavement improvements from Rte. Y to end of state maintenance.						Engineering:	0	3	26	0	0	0
Route: RT HH							R/W:	0	0	0	0	0	0
Job No.: 9S3194							Construction:	0	0	298	0	0	0
Length: 3.69	MPO: N							FFOS:	0	0	0	0	0
Fund Cat: Taking Care Of System			AC-State: 261	State: 66	Local: 0		Payments:	0	0	0	0	0	
Sec Cat: Thin Lift Overlay	Awd Date: 2018	Anticipated Fed Cat: S.T.P.											
TIP #:	Future Cost: 0		Estimate Total: 327										

* Subject to the approval of the Transportation Improvement Plan by the governing Metropolitan Planning Organization.

Apr-22-2016

Section 4 - 41

District Southeast

Dollars in Thousands



2017-2021 Highway and Bridge Construction Schedule

Transportation Planning

P.O. Box 270
Jefferson City, MO 65102

Construction contingency applied to construction cost in the year the project is awarded.

Three percent project growth factor compounded annually is applied to right-of-way and construction costs in program years 2, 3, 4, and 5.

No inflation is applied to the Funding From Other Sources (FFOS) or Payments.

Engineering includes PE costs, CE costs and R/W incidentals.

Construction contingency applied to construction cost in the year the project is awarded. Three percent project growth factor compounded annually is applied to right-of-way and construction costs in program years 2, 3, 4, and 5. No inflation is applied to the Funding From Other Sources (FFOS) or Payments. Engineering includes PE costs, CE costs and R/W incidentals.										STATE FISCAL YEAR PROJECT BUDGETING					
										Prior Prog.	7/2016- 6/2017	7/2017- 6/2018	7/2018- 6/2019	7/2019- 6/2020	7/2020- 6/2021
County: Wright	Pavement improvements from Rte. 38 to Rte. 60.					Engineering:	10	53	0	0	0	0			
Route: RT Y						R/W:	0	0	0	0	0	0			
Job No.: 9S3163						Construction:	0	634	0	0	0	0			
Length: 10.99	MPO: N					FFOS:	0	0	0	0	0	0			
Fund Cat: Taking Care Of System	AC-State: 549		State: 138	Local: 0		Payments:	0	0	0	0	0	0			
Sec Cat: Thin Lift Overlay	Awd Date: Fall 16	Anticipated Fed Cat: S.T.P.													
TIP #:	Future Cost: 0	Estimate Total: 697													

* Subject to the approval of the Transportation Improvement Plan by the governing Metropolitan Planning Organization.

Apr-22-2016

Section 4 - 42

District Southeast

Dollars in Thousands



2017-2021 Highway and Bridge Construction Schedule

Transportation Planning

P.O. Box 270
Jefferson City, MO 65102

Construction contingency applied to construction cost in the year the project is awarded.
Three percent project growth factor compounded annually is applied to right-of-way and construction costs in program years 2, 3, 4, and 5.
No inflation is applied to the Funding From Other Sources (FFOS) or Payments.
Engineering includes PE costs, CE costs and R/W incidentals.

STATE FISCAL YEAR PROJECT BUDGETING						
	Prior Prog.	7/2016- 6/2017	7/2017- 6/2018	7/2018- 6/2019	7/2019- 6/2020	7/2020- 6/2021
FFOS:	0	9,276	3,811	3,023	3,057	3,057
Total R/W:	758	2,632	61	110	264	0
Total Construction:	0	94,878	70,776	69,738	16,404	16,252
Paybacks:	0	0	0	0	0	0
Sub-Total:	758	97,510	70,837	69,848	16,668	16,252
Total Engineering:	3,419	10,952	7,594	5,893	1,587	1,284
Grand Total:	4,177	108,462	78,431	75,741	18,255	17,536

	2017	2018	2019	2020	2021
State	18,035	14,770	14,922	3,363	3,319
AC-State	54,536	27,760	10,855	0	0
Local	0	810	0	0	0
Sub-total State	72,571	43,340	25,777	3,363	3,319

Federal					
Sub-total Federal	35,891	35,091	49,964	14,892	14,217
Grand Total	108,462	78,431	75,741	18,255	17,536

Project Count: 206

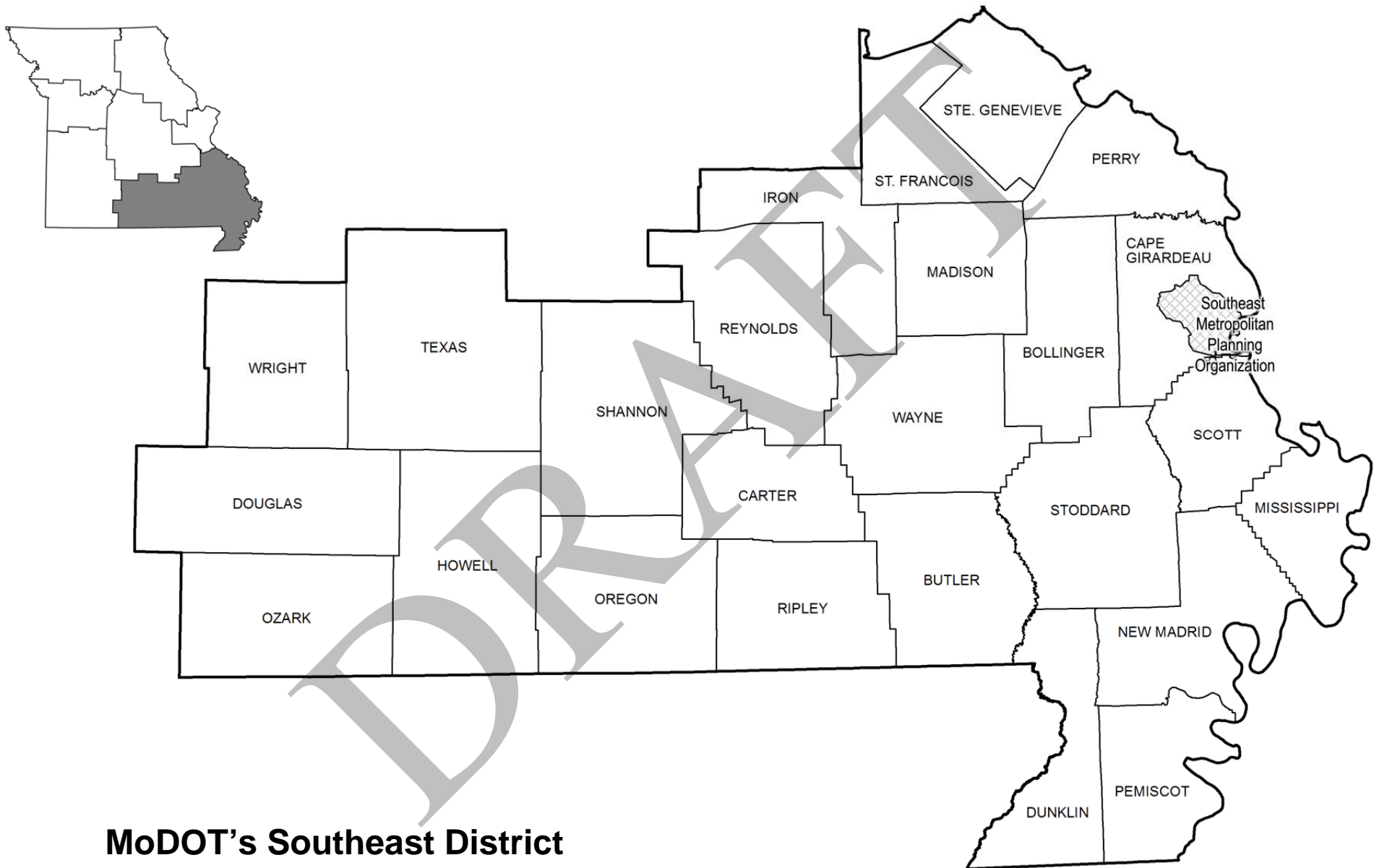
* Subject to the approval of the Transportation Improvement Plan by the governing Metropolitan Planning Organization.

Apr-22-2016

Section 4 - 1

District Southeast

Dollars in Thousands



MoDOT's Southeast District

PAYMENT PROJECTS



2017-2021 Highway and Bridge Construction Schedule

Transportation Planning

P.O. Box 270
Jefferson City, MO 65102

Construction contingency applied to construction cost in the year the project is awarded.

Three percent project growth factor compounded annually is applied to right-of-way and construction costs in program years 2, 3, 4, and 5.

No inflation is applied to the Funding From Other Sources (FFOS) or Payments.

Engineering includes PE costs, CE costs and R/W incidentals.

Construction contingency applied to construction cost in the year the project is awarded. Three percent project growth factor compounded annually is applied to right-of-way and construction costs in program years 2, 3, 4, and 5. No inflation is applied to the Funding From Other Sources (FFOS) or Payments. Engineering includes PE costs, CE costs and R/W incidentals.										STATE FISCAL YEAR PROJECT BUDGETING										
										Prior Prog.	7/2016- 6/2017	7/2017- 6/2018	7/2018- 6/2019	7/2019- 6/2020	7/2020- 6/2021					
County: Various	Payback for Safe and Sound bridges in the Southeast District.									Engineering:	0	0	0	0	0	0				
Route: Various										R/W:	99	0	0	0	0	0				
Job No.: 5B0800Z										Construction:	0	0	0	0	0	0				
Length: 0.00	MPO: N										FFOS:	99	0	0	0	0	0			
Fund Cat: Taking Care Of System										Payments:	27,385	5,994	5,994	5,994	5,994	5,994				
Sec Cat: Rehab And Reconst	Awd Date: N/A	Anticipated Fed Cat:	Fed: 0	State: 29,970	Local: 0															
TIP #:	Future Cost: 50,001 - 75,000	Estimate Total:	57,454																	
County: Various	On-call work zone enforcement at various locations in Southeast District.									Engineering:	0	0	0	0	0	0				
Route: Various										R/W:	0	0	0	0	0	0				
Job No.: 9P3236										Construction:	0	0	0	0	0	0				
Length: 0.00	MPO: N										FFOS:	0	0	0	0	0	0			
Fund Cat: Safety	Awd Date: N/A	Anticipated Fed Cat:	Fed: 67	State: 8	Local: 0					Payments:	0	0	75	0	0	0				
Sec Cat: Safety	Future Cost: 0	Estimate Total:	75																	
County: Various	On-call work zone enforcement at various locations in Southeast District.									Engineering:	0	0	0	0	0	0				
Route: Various										R/W:	0	0	0	0	0	0				
Job No.: 9P3237										Construction:	0	0	0	0	0	0				
Length: 0.00	MPO: N										FFOS:	0	0	0	0	0	0			
Fund Cat: Safety	Awd Date: N/A	Anticipated Fed Cat:	Fed: 67	State: 8	Local: 0					Payments:	0	75	0	0	0	0				
Sec Cat: Safety	Future Cost: 0	Estimate Total:	75																	
County: Various	On-call work zone enforcement at various locations in Southeast District.									Engineering:	0	0	0	0	0	0				
Route: Various										R/W:	0	0	0	0	0	0				
Job No.: 9P3238										Construction:	0	0	0	0	0	0				
Length: 0.00	MPO: N										FFOS:	0	0	0	0	0	0			
Fund Cat: Safety	Awd Date: N/A	Anticipated Fed Cat:	Fed: 67	State: 8	Local: 0					Payments:	0	0	0	75	0	0				
Sec Cat: Safety	Future Cost: 0	Estimate Total:	75																	

* Subject to the approval of the Transportation Improvement Plan by the governing Metropolitan Planning Organization.

Apr-22-2016

Section 4 - 1

District Southeast

Dollars in Thousands



2017-2021 Highway and Bridge Construction Schedule

Transportation Planning

P.O. Box 270
Jefferson City, MO 65102

Construction contingency applied to construction cost in the year the project is awarded.
Three percent project growth factor compounded annually is applied to right-of-way and construction costs in program years 2, 3, 4, and 5.
No inflation is applied to the Funding From Other Sources (FFOS) or Payments.
Engineering includes PE costs, CE costs and R/W incidentals.

STATE FISCAL YEAR PROJECT BUDGETING						
	Prior Prog.	7/2016- 6/2017	7/2017- 6/2018	7/2018- 6/2019	7/2019- 6/2020	7/2020- 6/2021
FFOS:	99	0	0	0	0	0
Total R/W:	99	0	0	0	0	0
Total Construction:	0	0	0	0	0	0
Paybacks:	27,385	6,069	6,069	6,069	5,994	5,994
Sub-Total:	27,484	6,069	6,069	6,069	5,994	5,994
Total Engineering:	0	0	0	0	0	0
Grand Total:	27,484	6,069	6,069	6,069	5,994	5,994
		2017	2018	2019	2020	2021
State		6,002	6,002	6,002	5,994	5,994
AC-State		0	0	0	0	0
Local		0	0	0	0	0
Sub-total State		6,002	6,002	6,002	5,994	5,994
Federal						
Sub-total Federal		67	67	67	0	0
Grand Total		6,069	6,069	6,069	5,994	5,994

Project Count: 4

* Subject to the approval of the Transportation Improvement Plan by the governing Metropolitan Planning Organization.

Apr-22-2016

Section 4 - 1

District Southeast

Dollars in Thousands



2017-2021 Highway and Bridge Construction Schedule

Transportation Planning

P.O. Box 270
Jefferson City, MO 65102

Construction contingency applied to construction cost in the year the project is awarded.
Three percent project growth factor compounded annually is applied to right-of-way and construction costs in program years 2, 3, 4, and 5.

No inflation is applied to the Funding From Other Sources (FFOS) or Payments.

Engineering includes PE costs, CE costs and R/W incidentals.

Southeast

Total

STATE FISCAL YEAR PROJECT BUDGETING					
Prior Prog.	7/2016-6/2017	7/2017-6/2018	7/2018-6/2019	7/2019-6/2020	7/2020-6/2021

FFOS:	99	9,276	3,811	3,023	3,057	3,057
Total R/W:	857	2,632	61	110	264	0
Total Construction:	0	94,878	70,776	69,738	16,404	16,252
Paybacks:	27,385	6,069	6,069	6,069	5,994	5,994
Sub-Total:	28,242	103,579	76,906	75,917	22,662	22,246
Total Engineering:	3,419	10,952	7,594	5,893	1,587	1,284
Grand Total:	31,661	114,531	84,500	81,810	24,249	23,530

	2017	2018	2019	2020	2021
State	24,037	20,772	20,924	9,357	9,313
AC-State	54,536	27,760	10,855	0	0
Local	0	810	0	0	0
Sub-total State	78,573	49,342	31,779	9,357	9,313
Federal					
Sub-total Federal	35,958	35,158	50,031	14,892	14,217
Grand Total	114,531	84,500	81,810	24,249	23,530

Project Count: 210

* Subject to the approval of the Transportation Improvement Plan by the governing Metropolitan Planning Organization.

Apr-22-2016

Section 4 - 1

District Southeast

Dollars in Thousands

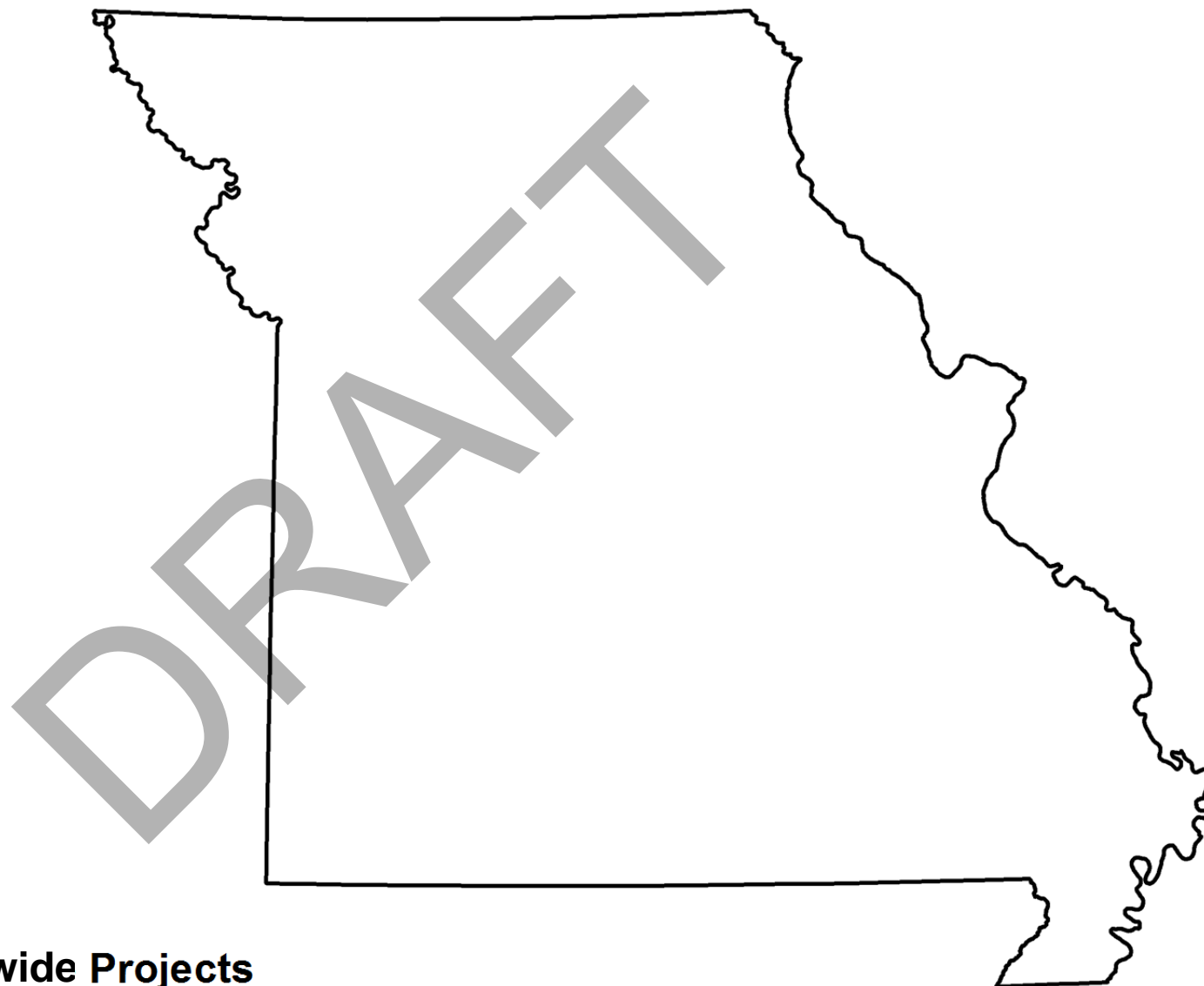
**District Program Summary
Southeast**

(Dollars in Millions)

Amounts include construction and right of way, excludes engineering.

State Fiscal Year	2017	2018	2019	2020	2021
Statewide Interstate And Major Bridge - Available					
Statewide Interstate And Major Bridge - FFOS	0.000	0.810	0.000	0.000	0.000
Statewide Interstate And Major Bridge - Fund Transfers	16.375	3.321	3.800	0.030	0.000
Statewide Interstate And Major Bridge - Carryover	1.710	0.000	0.000	0.000	0.000
Award and Completed Project Adjustments	0.000	0.000	0.000	0.000	0.000
Statewide Interstate And Major Bridge - Total Available	18.085	4.131	3.800	0.030	0.000
Statewide Interstate And Major Bridge - Programmed	20.757	5.524	4.001	0.030	0.000
Safety - Available	2.643	2.871	2.849	2.913	2.891
Safety - FFOS	0.000	1.660	1.662	1.662	1.662
Safety - Fund Transfers	-1.414	-2.834	-1.254	0.000	0.000
Safety - Carryover	1.746	0.000	0.000	0.000	0.000
Award and Completed Project Adjustments	-0.010	0.300	0.810	0.101	0.000
Safety - Total Available	2.965	1.997	4.067	4.676	4.553
Safety - Programmed	0.620	1.785	1.838	2.770	1.871
Taking Care Of System - Available	32.255	35.070	34.425	35.211	34.941
Taking Care Of System - FFOS	9.276	1.341	1.361	1.395	1.395
Taking Care Of System - Fund Transfers	36.226	9.582	1.254	0.000	0.000
Taking Care Of System - Carryover	-12.609	0.000	0.000	0.000	0.000
Award and Completed Project Adjustments	-1.190	-3.880	-0.060	-1.538	0.000
Taking Care Of System - Total Available	63.958	42.113	36.980	35.068	36.336
Taking Care Of System - Programmed	68.042	69.599	70.081	19.863	20.375
Flexible & Other - Available					
Flexible & Other - FFOS	0.000	0.000	0.000	0.000	0.000
Flexible & Other - Fund Transfers	11.421	0.000	0.000	0.000	0.000
Flexible & Other - Carryover	6.811	0.000	0.000	0.000	0.000
Award and Completed Project Adjustments	-3.050	-2.100	2.460	-2.960	0.000
Flexible & Other - Total Available	15.182	-2.100	2.460	-2.960	0.000
Flexible & Other - Programmed	14.160	0.000	0.000	0.000	0.000
Statewide Major Projects & Emerging Needs - Available					
Statewide Major Projects & Emerging Needs - FFOS	0.000	0.000	0.000	0.000	0.000
Statewide Major Projects & Emerging Needs - Fund Transfers	0.000	0.000	0.000	0.000	0.000
Statewide Major Projects & Emerging Needs - Carryover	4.750	0.000	0.000	0.000	0.000
Award and Completed Project Adjustments	0.000	0.000	0.000	0.000	0.000
Statewide Major Projects & Emerging Needs - Total Available	4.750	0.000	0.000	0.000	0.000
Statewide Major Projects & Emerging Needs - Programmed	0.000	0.000	0.000	0.000	0.000
Statewide Amendment 3 - Available					
Statewide Amendment 3 - FFOS	0.000	0.000	0.000	0.000	0.000
Statewide Amendment 3 - Fund Transfers	0.000	0.000	0.000	0.000	0.000
Statewide Amendment 3 - Carryover	-10.584	0.000	0.000	0.000	0.000
Award and Completed Project Adjustments	10.590	0.000	0.000	0.000	0.000
Statewide Amendment 3 - Total Available	0.006	0.000	0.000	0.000	0.000
Statewide Amendment 3 - Programmed	0.000	0.000	0.000	0.000	0.000
Total Categorized Funding Available by SFY	104.946	46.141	47.307	36.814	40.889
Total Flexible Funds Available	1.665	35.113	32.462	42.851	39.873
Adjustments	6.340	-5.680	3.210	-4.397	0.000
Carryovers	-8.176				
Total Available by SFY	106.611	81.254	79.769	79.665	80.762
Total Programmed by SFY	103.579	76.908	75.920	22.663	22.246

*Note: Three percent inflation compounded annually applied to program years 2018 - 2021
Two percent construction contingency applied to construction.*



MoDOT's Statewide Projects

PROJECT DESCRIPTION KEY

2017-2021 Highway and Bridge Construction Schedule

Construction contingency applied to construction cost in the year the project is awarded.

Three percent project growth factor compounded annually is applied to right-of-way and construction in program years 2, 3, 4, and 5.

No inflation is applied to the Funding From Other Sources (FFOS) or Payments.

Engineering includes PE costs, CE costs, and R/W incidentals.

						STATE FISCAL YEAR PROJECT BUDGETING					
						Prior Prog.	7/2016 6/2017	7/2017 6/2018	7/2018 6/2019	7/2019 6/2020	7/2020 6/2021
County:	XXXXXXXXXXXXXXXXXXXXXXXXXXXXXXXXXXXX					Engineering:	99	9	0	0	0
Route:	XXXXXXXXXXXXXXXXXXXXXXXXXXXXXXXXXXXX					R/W:	0	0	99	0	0
Job No.:						Construction:	0	0	0	999	0
Length:	MPO:	Fed:	State:	Local:							
Fund Cat:				Federal Oversight							
Sec Cat:	Award Date	Anticipated Fed Cat:			FFOS:	0	0	0	99	0	0
TIP#	Future Cost:		Estimate Total:		Payments:	0	99	0	0	0	0

Anticipated Federal Funding Category^

Estimated cost range beyond 2021.

Date project is to be awarded to begin construction (Season and calendar year for 2016 & 2017. SFY only beyond 2017).

Metropolitan Planning Organization (Y/N).

Project description and location.

County location of project.

Route location of project.

Project number used to track project costs.

Total length in 1/100 miles.

Primary Funding Category.*

Secondary Funding Category.**

Transportation Improvement Plan

Projects with full oversight by the Federal Highway Administration.

Total project cost estimate.

Federal, Advanced CN-State, State and Local share of project costs.

Dollars funded from other sources.

Dollars for construction, utilities and

Dollars for right-of-way (land acquisition).

Dollars to be paid back for accelerating the project or payments to others.

Dollars for engineering that include preliminary engineering, construction engineering and right-of-way incidentals.

*Primary Funding Category:

Take Care of System
Statewide Interstate & Major Bridge
Safety
Statewide Safety
Flexible & Other
Amendment 3

**Secondary Funding Category:

Enhancements
Low Type Resurfacing
N - Ada Trans (ADA Transition Plan)
Preventive Maint (Preventive Maintenance)
Regional
Rehab And Reconst (Rehabilitation and Reconstruction)
Routine Maintenance
Safety
Systems Operations
Thin Lift Overlay
Urban Safety

^Anticipated Federal Funding Category:

CMAQ - Congestion Mitigation and Air Quality.
* Usually 80% Federal & 20% State funds.
Earmark - usually 80% Federal & 20% State funds.
NHFP - National Highway Freight Program.
* Usually 80% Federal & 20% State funds.
NHPP - National Highway Performance Program.
* Usually 80% Federal & 20% State funds.
* Sometimes 90% Federal & 10% State funds.
Safety - usually 90% Federal & 10% State funds.
State - No federal funds, state only funded.
STP - Surface Transportation Block Grant Program.
* Usually 80% Federal & 20% State funds.

(All Costs in Thousands)



2017-2021 Highway and Bridge Construction Schedule

Transportation Planning

P.O. Box 270
Jefferson City, MO 65102

Construction contingency applied to construction cost in the year the project is awarded.

Three percent project growth factor compounded annually is applied to right-of-way and construction costs in program years 2, 3, 4, and 5.

No inflation is applied to the Funding From Other Sources (FFOS) or Payments.

Engineering includes PE costs, CE costs and R/W incidentals.

Construction contingency applied to construction cost in the year the project is awarded. Three percent project growth factor compounded annually is applied to right-of-way and construction costs in program years 2, 3, 4, and 5. No inflation is applied to the Funding From Other Sources (FFOS) or Payments. Engineering includes PE costs, CE costs and R/W incidentals.												STATE FISCAL YEAR PROJECT BUDGETING					
												Prior Prog.	7/2016- 6/2017	7/2017- 6/2018	7/2018- 6/2019	7/2019- 6/2020	7/2020- 6/2021
County: Various Route: Various Job No.: 013004 Length: 0.00 MPO: N Fund Cat: Statewide Interstate And Major Bridge Sec Cat: Preventive Maint Awd Date: 2018 Anticipated Fed Cat: NHPP TIP #: Future Cost: 0 Estimate Total: 7,983	Job Order Contracting for pavement repair at various interstate locations statewide.					Engineering:	0	0	0	0	0						
						R/W:	0	0	0	0	0						
						Construction:	0	0	7,983	0	0						
						FFOS:	0	0	0	0	0						
						Payments:	0	0	0	0	0						
County: Various Route: Various Job No.: 013005 Length: 0.00 MPO: N Fund Cat: Statewide Interstate And Major Bridge Sec Cat: Preventive Maint Awd Date: 2019 Anticipated Fed Cat: NHPP TIP #: Future Cost: 0 Estimate Total: 8,222	Job Order Contracting for pavement repair at various interstate locations statewide.					Engineering:	0	0	0	0	0						
						R/W:	0	0	0	0	0						
						Construction:	0	0	0	8,222	0						
						FFOS:	0	0	0	0	0						
						Payments:	0	0	0	0	0						
County: Various Route: Various Job No.: 0P3004B Length: 0.00 MPO: N Fund Cat: Flexible & Other Sec Cat: System Expansion Awd Date: 2021 Anticipated Fed Cat: S.T.P. TIP #: Future Cost: 0 Estimate Total: 1,594	Improvements at various statewide locations. Cost Share/Economic Development funds.					Engineering:	0	0	0	0	0						
						R/W:	0	0	0	0	0						
						Construction:	0	0	0	0	1,594						
						FFOS:	0	0	0	0	1,416						
						Payments:	0	0	0	0	0						
County: Various Route: Various Job No.: 0P3004F Length: 0.00 MPO: N Fund Cat: Flexible & Other Sec Cat: System Expansion Awd Date: 2019 Anticipated Fed Cat: S.T.P. TIP #: Future Cost: 0 Estimate Total: 51,884	Improvements at various statewide locations. Cost Share/Economic Development funds.					Engineering:	0	0	0	0	0						
						R/W:	0	0	0	0	0						
						Construction:	0	0	0	51,884	0						
						FFOS:	0	0	0	48,906	0						
						Payments:	0	0	0	0	0						
County: Various Route: Various Job No.: 0P3004G Length: 0.00 MPO: N Fund Cat: Flexible & Other Sec Cat: System Expansion Awd Date: 2020 Anticipated Fed Cat: S.T.P. TIP #: Future Cost: 0 Estimate Total: 50,528	Improvements at various statewide locations. Cost Share/Economic Development funds.					Engineering:	0	0	0	0	0						
						R/W:	0	0	0	0	0						
						Construction:	0	0	0	0	50,528						
						FFOS:	0	0	0	0	46,240						
						Payments:	0	0	0	0	0						

* Subject to the approval of the Transportation Improvement Plan by the governing Metropolitan Planning Organization.

Apr-19-2016

Section 4 - 1

District Statewide

Dollars in Thousands



2017-2021 Highway and Bridge Construction Schedule

Transportation Planning

P.O. Box 270
Jefferson City, MO 65102

Construction contingency applied to construction cost in the year the project is awarded.

Three percent project growth factor compounded annually is applied to right-of-way and construction costs in program years 2, 3, 4, and 5.

No inflation is applied to the Funding From Other Sources (FFOS) or Payments.

Engineering includes PE costs, CE costs and R/W incidentals.

Construction contingency applied to construction cost in the year the project is awarded. Three percent project growth factor compounded annually is applied to right-of-way and construction costs in program years 2, 3, 4, and 5. No inflation is applied to the Funding From Other Sources (FFOS) or Payments. Engineering includes PE costs, CE costs and R/W incidentals.						STATE FISCAL YEAR PROJECT BUDGETING					
						Prior Prog.	7/2016- 6/2017	7/2017- 6/2018	7/2018- 6/2019	7/2019- 6/2020	7/2020- 6/2021
County: Various Route: Various Job No.: 0P3004H Length: 0.00 MPO: N Fund Cat: Flexible & Other Sec Cat: System Expansion TIP #:	Improvements at various statewide locations. Cost Share/Economic Development funds. Fed: 41,635 State: 10,409 Local: 0 Awd Date: 2021 Anticipated Fed Cat: S.T.P. Future Cost: 0 Estimate Total: 52,044					Engineering: R/W: Construction: FFOS: Payments:	0 0 0 0 0 0	0 0 0 0 0 0	0 0 0 0 0 0	0 0 0 0 0 0	0 0 52,044 46,240 0
County: Various Route: Various Job No.: 0P3022 Length: 0.00 MPO: N Fund Cat: Taking Care Of System Sec Cat: Routine Maintenance TIP #:	On-call contract for pavement preservation surface treatment at various statewide locations. \$100,000 Division Operating Budget. Fed: 85 State: 21 Local: 0 Awd Date: Fall 16 Anticipated Fed Cat: S.T.P. Future Cost: 0 Estimate Total: 106					Engineering: R/W: Construction: FFOS: Payments:	0 0 0 0 0 0	6 0 100 100 0 0	0 0 0 0 0 0	0 0 0 0 0 0	0 0 0 0 0 0
County: Various Route: Various Job No.: 0X3017 Length: 0.00 MPO: N Fund Cat: Safety (Statewide) Sec Cat: Safety TIP #:	Safety projects at various statewide locations. Fed: 2,059 State: 229 Local: 0 Awd Date: 2017 Anticipated Fed Cat: Safety Future Cost: 0 Estimate Total: 2,288					Engineering: R/W: Construction: FFOS: Payments:	0 0 0 0 0 0	0 0 2,288 0 0 0	0 0 0 0 0 0	0 0 0 0 0 0	0 0 0 0 0 0
County: Various Route: Various Job No.: 0X3018 Length: 0.00 MPO: N Fund Cat: Safety (Statewide) Sec Cat: Safety TIP #:	Safety projects at various statewide locations. Fed: 2,246 State: 250 Local: 0 Awd Date: 2018 Anticipated Fed Cat: Safety Future Cost: 0 Estimate Total: 2,496					Engineering: R/W: Construction: FFOS: Payments:	0 0 0 0 0 0	0 0 0 0 0 0	0 0 2,496 0 0 0	0 0 0 0 0 0	0 0 0 0 0 0
County: Various Route: Various Job No.: 0X3019 Length: 0.00 MPO: N Fund Cat: Safety (Statewide) Sec Cat: Safety TIP #:	Safety projects at various statewide locations. Fed: 2,227 State: 247 Local: 0 Awd Date: 2019 Anticipated Fed Cat: Safety Future Cost: 0 Estimate Total: 2,474					Engineering: R/W: Construction: FFOS: Payments:	0 0 0 0 0 0	0 0 0 0 0 0	0 0 2,474 0 0 0	0 0 0 0 0 0	0 0 0 0 0 0

* Subject to the approval of the Transportation Improvement Plan by the governing Metropolitan Planning Organization.

Apr-19-2016

Section 4 - 2

District Statewide

Dollars in Thousands



2017-2021 Highway and Bridge Construction Schedule

Transportation Planning

P.O. Box 270
Jefferson City, MO 65102

Construction contingency applied to construction cost in the year the project is awarded.

Three percent project growth factor compounded annually is applied to right-of-way and construction costs in program years 2, 3, 4, and 5.

No inflation is applied to the Funding From Other Sources (FFOS) or Payments.

Engineering includes PE costs, CE costs and R/W incidentals.

						STATE FISCAL YEAR PROJECT BUDGETING					
						Prior Prog.	7/2016- 6/2017	7/2017- 6/2018	7/2018- 6/2019	7/2019- 6/2020	7/2020- 6/2021
County: Various	Safety projects at various statewide locations.					Engineering:	0	0	0	0	0
Route: Various						R/W:	0	0	0	0	0
Job No.: 0X3020						Construction:	0	0	0	2,530	0
Length: 0.00	MPO: N					FFOS:	0	0	0	0	0
Fund Cat: Safety (Statewide)					Fed: 2,277 State: 253 Local: 0	Payments:	0	0	0	0	0
Sec Cat: Safety	Awd Date: 2020	Anticipated Fed Cat: Safety									
TIP #:	Future Cost: 0				Estimate Total: 2,530						
County: Various	Safety projects at various statewide locations.					Engineering:	0	0	0	0	0
Route: Various						R/W:	0	0	0	0	0
Job No.: 0X3021						Construction:	0	0	0	0	2,511
Length: 0.00	MPO: N					FFOS:	0	0	0	0	0
Fund Cat: Safety (Statewide)					Fed: 2,260 State: 251 Local: 0	Payments:	0	0	0	0	0
Sec Cat: Safety	Awd Date: 2021	Anticipated Fed Cat: Safety									
TIP #:	Future Cost: 0				Estimate Total: 2,511						

* Subject to the approval of the Transportation Improvement Plan by the governing Metropolitan Planning Organization.

Apr-19-2016

Section 4 - 3

District Statewide

Dollars in Thousands



2017-2021 Highway and Bridge Construction Schedule

Transportation Planning

P.O. Box 270
Jefferson City, MO 65102

Construction contingency applied to construction cost in the year the project is awarded.
Three percent project growth factor compounded annually is applied to right-of-way and construction costs in program years 2, 3, 4, and 5.

No inflation is applied to the Funding From Other Sources (FFOS) or Payments.

Engineering includes PE costs, CE costs and R/W incidentals.

Statewide

Total

STATE FISCAL YEAR PROJECT BUDGETING					
Prior Prog.	7/2016-6/2017	7/2017-6/2018	7/2018-6/2019	7/2019-6/2020	7/2020-6/2021

FFOS:	0	100	0	48,906	46,240	47,656
Total R/W:	0	0	0	0	0	0
Total Construction:	0	2,388	10,479	62,580	53,058	56,149
Paybacks:	0	0	0	0	0	0
Sub-Total:	0	2,388	10,479	62,580	53,058	56,149
Total Engineering:	0	6	0	0	0	0
Grand Total:	0	2,394	10,479	62,580	53,058	56,149

	2017	2018	2019	2020	2021
State	250	1,048	11,446	10,359	10,979
AC-State	0	0	0	0	0
Local	0	0	0	0	0
Sub-total State	250	1,048	11,446	10,359	10,979
Federal					
Sub-total Federal	2,144	9,431	51,134	42,699	45,170
Grand Total	2,394	10,479	62,580	53,058	56,149

Project Count: 12

* Subject to the approval of the Transportation Improvement Plan by the governing Metropolitan Planning Organization.

Apr-19-2016

Section 4 - 1

District Statewide

Dollars in Thousands