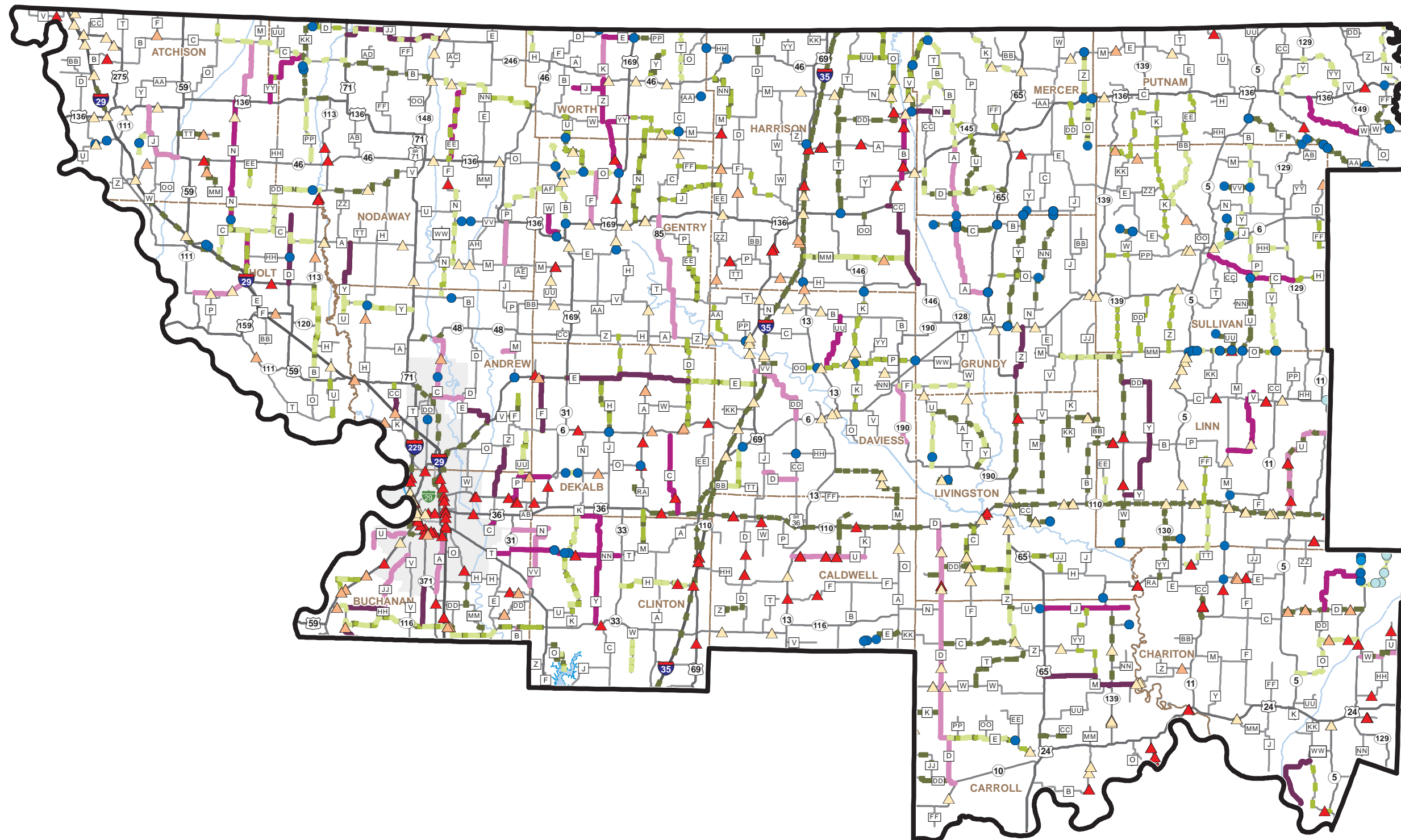


Maintenance Operations Pavement and Bridge Work Plan Calendar Year 2021-2023 NORTHWEST District



- ▲ 2021 Bridge Deck Sealing
- 2021 Pipe Replacement
- 2021 Pavement Repair
- 2021 Pavement Treatments
- ▲ 2022 Bridge Deck Sealing
- 2022 Pipe Replacement
- 2022 Pavement Repair
- 2022 Pavement Treatments
- ▲ 2023 Bridge Deck Sealing
- 2023 Pipe Replacement
- 2023 Pavement Repair
- 2023 Pavement Treatments

SFY 2020 Expenditures on all Transportation System Operations

Roadway:	\$26,400,000
Utilities and Tools:	\$13,700,000
Roadside:	\$2,000,000
Winter:	\$7,300,000
Incident Management:	\$3,800,000
Bridge:	\$2,800,000
Other ¹ :	\$1,400,000

¹ Includes insurance for general liability, vehicle liability and workers compensation.

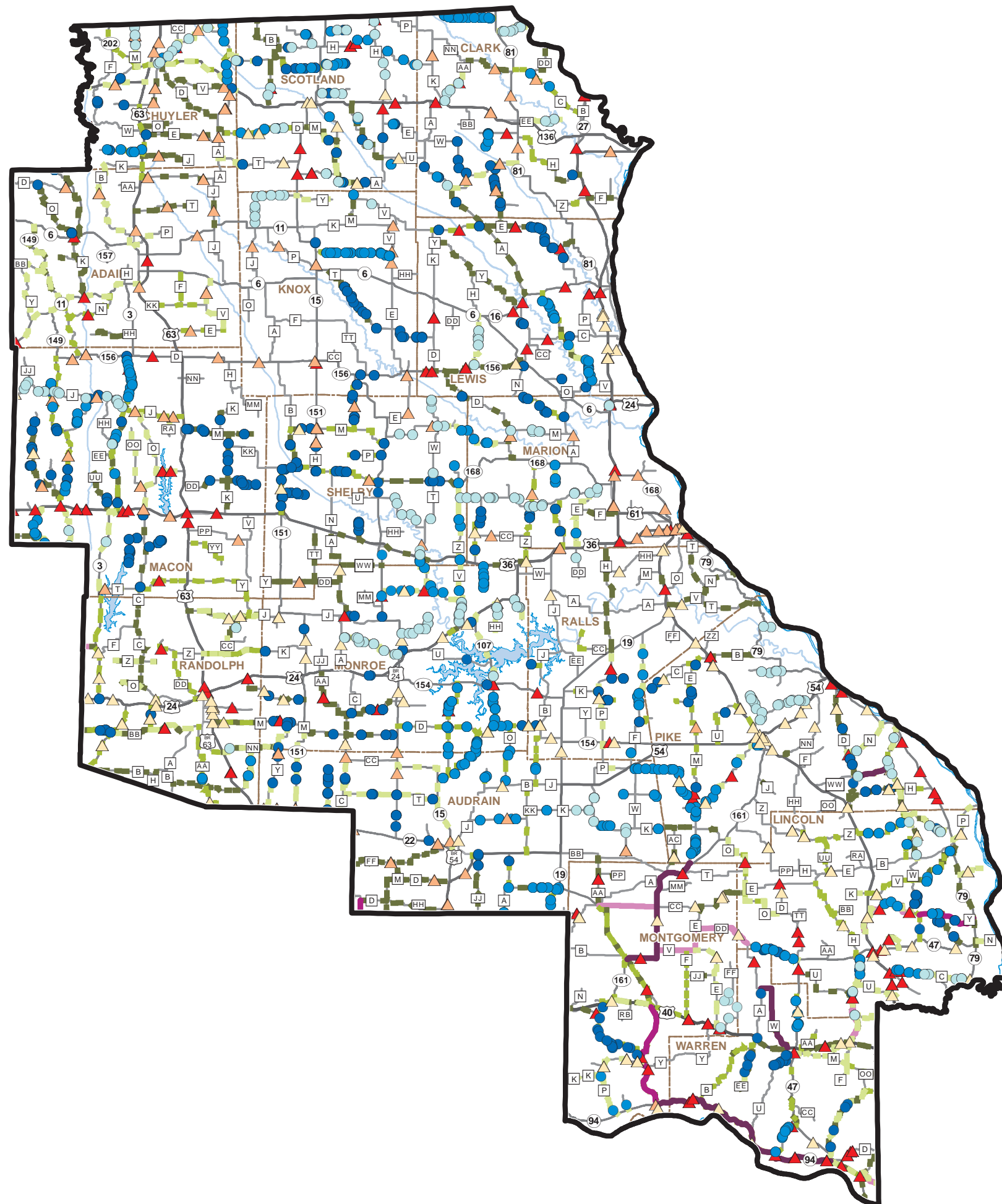
DRAFT

- MoDOT Annually (Statewide):
- Mows about 400,000 acres
 - Manages over 2,500 traffic signals, 250 dynamic message signs and 600 traffic cameras
 - Stripes over 70,000 line miles
 - Repairs over 15,000 miles of edge ruts
 - Sweeps over 40,000 lane miles
 - Replace over 100,000 linear feet of culvert pipes
 - Flush over 7,000 bridges at least once

Work depicted on this map may change due to winter weather impacts or various impacts such as flooding, disasters or other immediate priorities that may occur or may be identified prior to the implementation of the various work plans.



Maintenance Operations Pavement and Bridge Work Plan Calendar Year 2021-2023 NORTHEAST District



- ▲ 2021 Bridge Deck Sealing
- 2021 Pipe Replacement
- 2021 Pavement Repair
- 2021 Pavement Treatments
- ▲ 2022 Bridge Deck Sealing
- 2022 Pipe Replacement
- 2022 Pavement Repair
- 2022 Pavement Treatments
- ▲ 2023 Bridge Deck Sealing
- 2023 Pipe Replacement
- 2023 Pavement Repair
- 2023 Pavement Treatments

SFY 2020 Expenditures on all Transportation System Operations

Roadway:	\$20,300,000
Utilities and Tools:	\$12,300,000
Roadside:	\$2,300,000
Winter:	\$6,900,000
Incident Management:	\$1,600,000
Bridge:	\$2,500,000
Other ¹ :	\$1,400,000

¹ Includes insurance for general liability, vehicle liability and workers compensation.

DRAFT

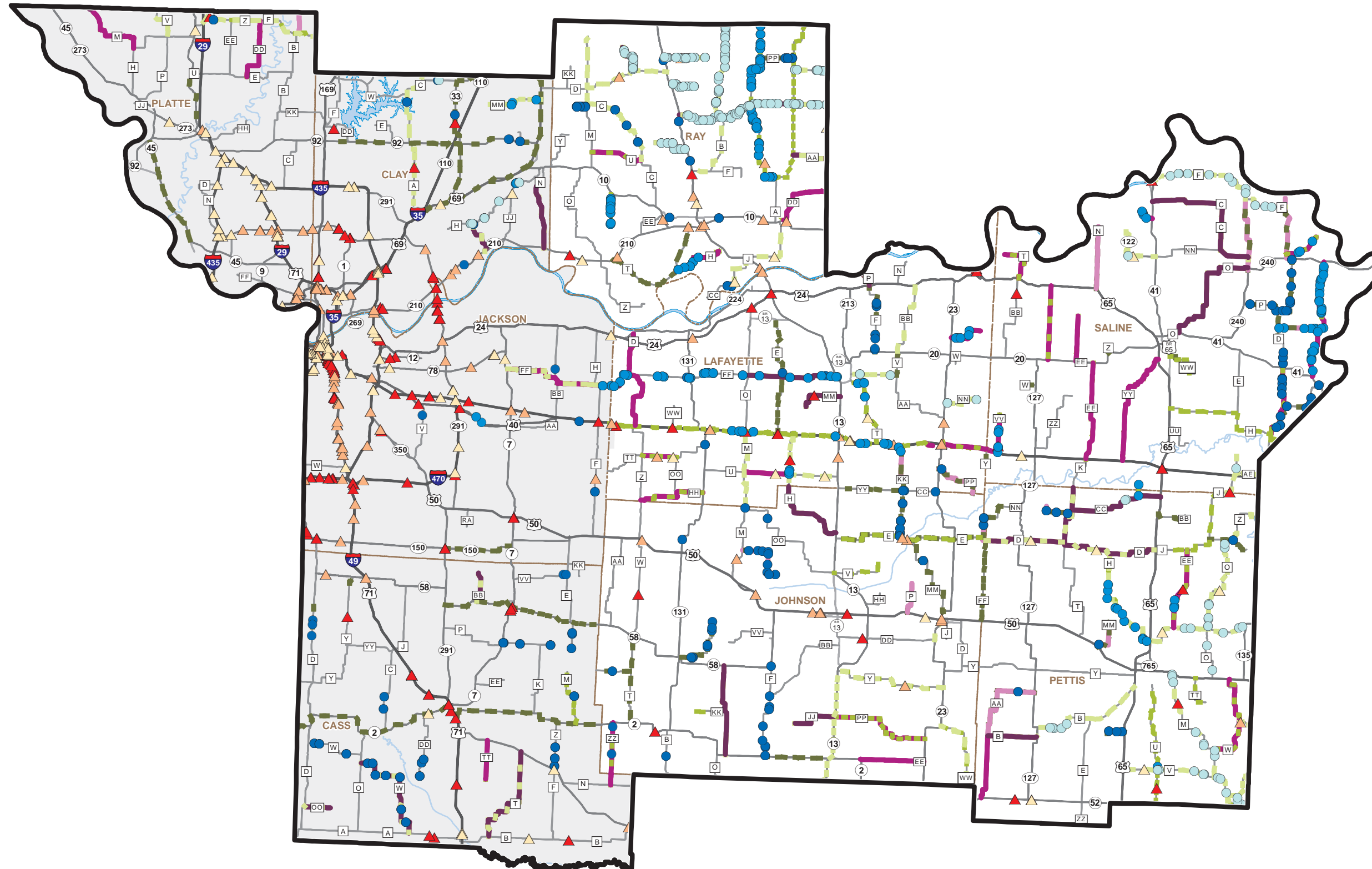
MoDOT Annually (Statewide):

- Mows about 400,000 acres
- Manages over 2,500 traffic signals, 250 dynamic message signs and 600 traffic cameras
- Stripes over 70,000 line miles
- Repairs over 15,000 miles of edge ruts
- Sweeps over 40,000 lane miles
- Replace over 100,000 linear feet of culvert pipes
- Flush over 7,000 bridges at least once

Work depicted on this map may change due to winter weather impacts or various impacts such as flooding, disasters or other immediate priorities that may occur or may be identified prior to the implementation of the various work plans.



Maintenance Operations Pavement and Bridge Work Plan Calendar Year 2021-2023 KANSAS CITY District



- ▲ 2021 Bridge Deck Sealing
- 2021 Pipe Replacement
- 2021 Pavement Repair
- 2021 Pavement Treatments
- ▲ 2022 Bridge Deck Sealing
- 2022 Pipe Replacement
- 2022 Pavement Repair
- 2022 Pavement Treatments
- ▲ 2023 Bridge Deck Sealing
- 2023 Pipe Replacement
- 2023 Pavement Repair
- 2023 Pavement Treatments

SFY 2020 Expenditures on all Transportation System Operations

Roadway:	\$26,100,000
Utilities and Tools:	\$15,000,000
Roadside:	\$3,400,000
Winter:	\$8,800,000
Incident Management:	\$500,000
Bridge:	\$1,600,000
Other ¹ :	\$2,000,000

¹ Includes insurance for general liability, vehicle liability and workers compensation.

DRAFT

- MoDOT Annually (Statewide):
- Mows about 400,000 acres
 - Manages over 2,500 traffic signals, 250 dynamic message signs and 600 traffic cameras
 - Stripes over 70,000 line miles
 - Repairs over 15,000 miles of edge ruts
 - Sweeps over 40,000 lane miles
 - Replace over 100,000 linear feet of culvert pipes
 - Flush over 7,000 bridges at least once

Work depicted on this map may change due to winter weather impacts or various impacts such as flooding, disasters or other immediate priorities that may occur or may be identified prior to the implementation of the various work plans.



Maintenance Operations Pavement and Bridge Work Plan Calendar Year 2021-2023

CENTRAL District

- ▲ 2021 Bridge Deck Sealing
- 2021 Pipe Replacement
- 2021 Pavement Repair
- 2021 Pavement Treatments
- ▲ 2022 Bridge Deck Sealing
- 2022 Pipe Replacement
- 2022 Pavement Repair
- 2022 Pavement Treatments
- ▲ 2023 Bridge Deck Sealing
- 2023 Pipe Replacement
- 2023 Pavement Repair
- 2023 Pavement Treatments

SFY 2020 Expenditures on all Transportation System Operations

Roadway:	\$32,900,000
Utilities and Tools:	\$11,800,000
Roadside:	\$4,500,000
Winter:	\$9,200,000
Incident Management:	\$1,500,000
Bridge:	\$2,100,000
Other ¹ :	\$1,800,000

¹ Includes insurance for general liability, vehicle liability and workers compensation.

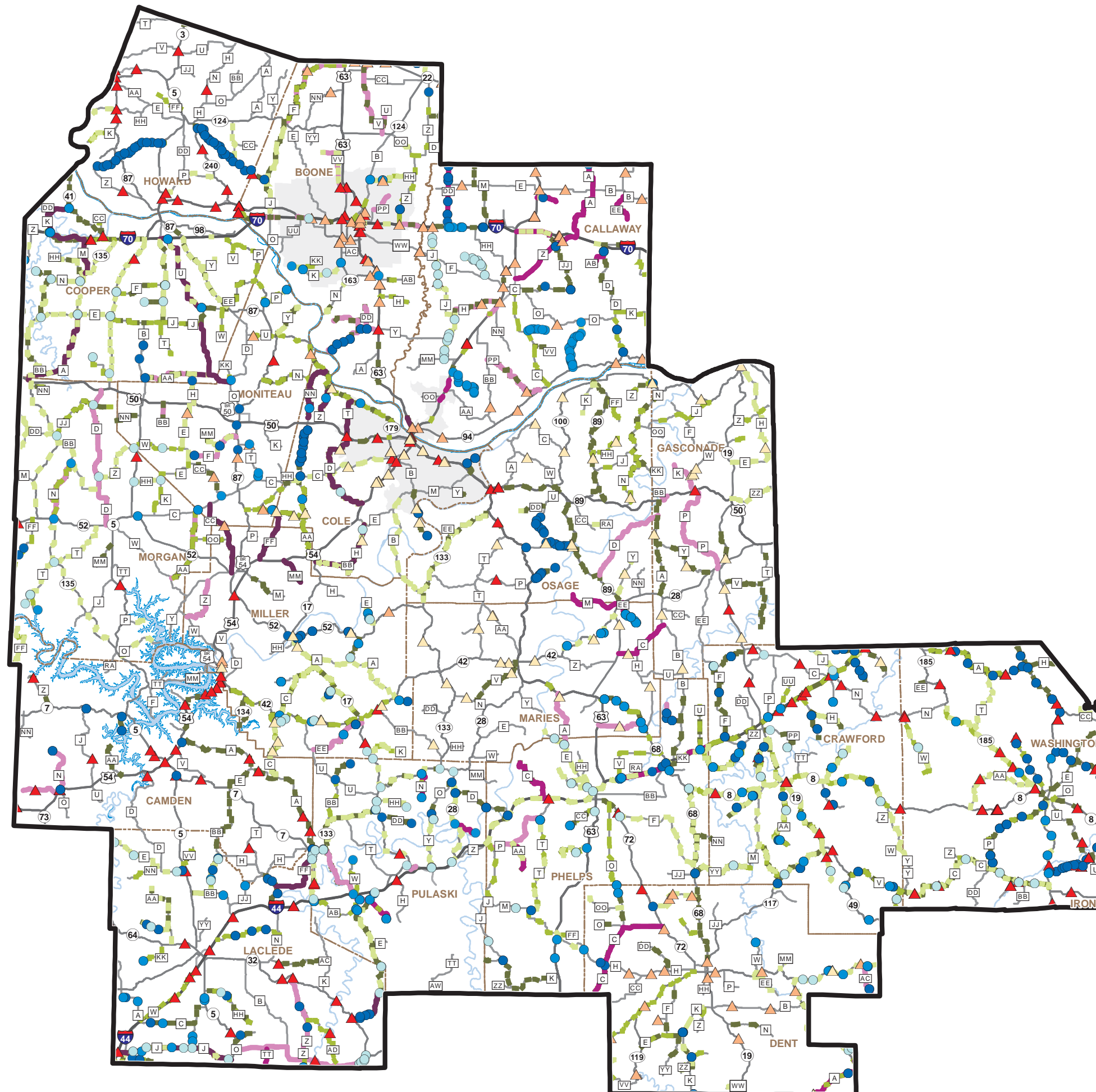
DRAFT

- MoDOT Annually (Statewide):
- Mows about 400,000 acres
 - Manages over 2,500 traffic signals, 250 dynamic message signs and 600 traffic cameras
 - Stripes over 70,000 line miles
 - Repairs over 15,000 miles of edge ruts
 - Sweeps over 40,000 lane miles
 - Replace over 100,000 linear feet of culvert pipes
 - Flush over 7,000 bridges at least once

Work depicted on this map may change due to winter weather impacts or various impacts such as flooding, disasters or other immediate priorities that may occur or may be identified prior to the implementation of the various work plans.



Missouri Department of Transportation
Transportation Planning
1-888-ASK-MODOT
WWW.MODOT.ORG
May 5, 2021



Maintenance Operations Pavement and Bridge Work Plan Calendar Year 2021-2023 ST. LOUIS District

- ▲ 2021 Bridge Deck Sealing
- 2021 Pipe Replacement
- 2021 Pavement Repair
- 2021 Pavement Treatments
- ▲ 2022 Bridge Deck Sealing
- 2022 Pipe Replacement
- 2022 Pavement Repair
- 2022 Pavement Treatments
- ▲ 2023 Bridge Deck Sealing
- 2023 Pipe Replacement
- 2023 Pavement Repair
- 2023 Pavement Treatments

SFY 2020 Expenditures on all Transportation System Operations

Roadway:	\$31,000,000
Utilities and Tools:	\$12,100,000
Roadside:	\$5,000,000
Winter:	\$8,100,000
Incident Management:	\$1,200,000
Bridge:	\$2,400,000
Other ¹ :	\$2,300,000

¹ Includes insurance for general liability,vehicle liability and workers compensation.

DRAFT

- MoDOT Annually (Statewide):
- Mows about 400,000 acres
 - Manages over 2,500 traffic signals, 250 dynamic message signs and 600 traffic cameras
 - Stripes over 70,000 line miles
 - Repairs over 15,000 miles of edge ruts
 - Sweeps over 40,000 lane miles
 - Replace over 100,000 linear feet of culvert pipes
 - Flush over 7,000 bridges at least once

Work depicted on this map may change due to winter weather impacts or various impacts such as flooding, disasters or other immediate priorities that may occur or may be identified prior to the implementation of the various work plans.



Maintenance Operations Pavement and Bridge Work Plan Calendar Year 2021-2023 SOUTHWEST District

- ▲ 2021 Bridge Deck Sealing
- 2021 Pipe Replacement
- 2021 Pavement Repair
- 2021 Pavement Treatments
- ▲ 2022 Bridge Deck Sealing
- 2022 Pipe Replacement
- 2022 Pavement Repair
- 2022 Pavement Treatments
- ▲ 2023 Bridge Deck Sealing
- 2023 Pipe Replacement
- 2023 Pavement Repair
- 2023 Pavement Treatments

SFY 2020 Expenditures on all Transportation System Operations

Roadway:	\$37,000,000
Utilities and Tools:	\$13,300,000
Roadside:	\$7,200,000
Winter:	\$8,200,000
Incident Management:	\$3,500,000
Bridge:	\$3,800,000
Other ¹ :	\$2,400,000

¹ Includes insurance for general liability, vehicle liability and workers compensation.

DRAFT

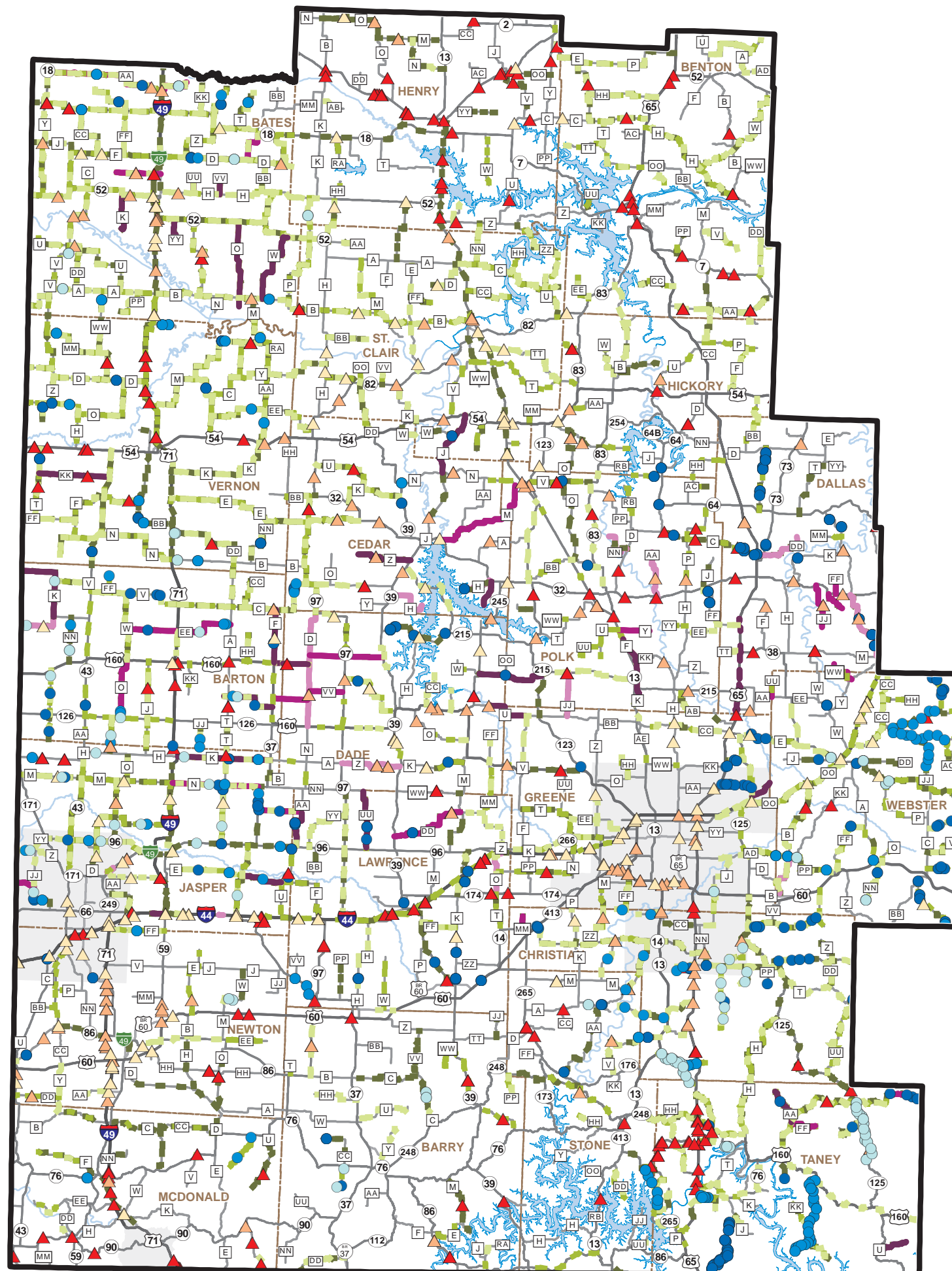
MoDOT Annually (Statewide):

- Mows about 400,000 acres
- Manages over 2,500 traffic signals, 250 dynamic message signs and 600 traffic cameras
- Stripes over 70,000 line miles
- Repairs over 15,000 miles of edge ruts
- Sweeps over 40,000 lane miles
- Replace over 100,000 linear feet of culvert pipes
- Flush over 7,000 bridges at least once

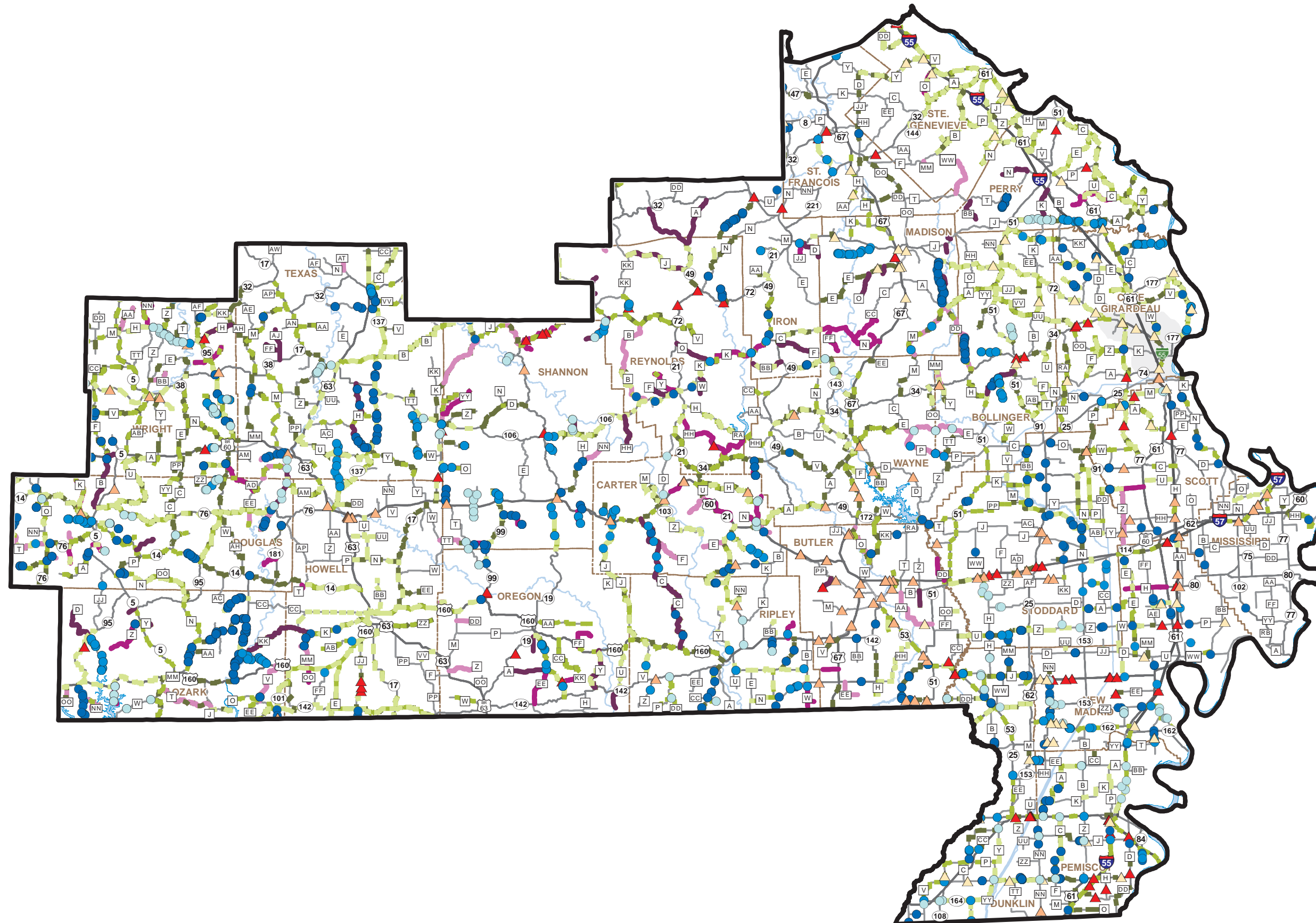
Work depicted on this map may change due to winter weather impacts or various impacts such as flooding, disasters or other immediate priorities that may occur or may be identified prior to the implementation of the various work plans.



Missouri Department of Transportation
Transportation Planning
1-888-ASK-MODOT
WWW.MODOT.ORG
May 5, 2021



Maintenance Operations Pavement and Bridge Work Plan Calendar Year 2021-2023 SOUTHEAST District



- ▲ 2021 Bridge Deck Sealing
- 2021 Pipe Replacement
- 2021 Pavement Repair
- 2021 Pavement Treatments
- ▲ 2022 Bridge Deck Sealing
- 2022 Pipe Replacement
- 2022 Pavement Repair
- 2022 Pavement Treatments
- ▲ 2023 Bridge Deck Sealing
- 2023 Pipe Replacement
- 2023 Pavement Repair
- 2023 Pavement Treatments

SFY 2020 Expenditures on all Transportation System Operations

Roadway:	\$38,900,000
Utilities and Tools:	\$14,300,000
Roadside:	\$5,800,000
Winter:	\$5,200,000
Incident Management:	\$2,400,000
Bridge:	\$4,100,000
Other ¹ :	\$2,300,000

¹ Includes insurance for general liability, vehicle liability and workers compensation.

DRAFT

MoDOT Annually (Statewide):

- Mows about 400,000 acres
- Manages over 2,500 traffic signals, 250 dynamic message signs and 600 traffic cameras
- Stripes over 70,000 line miles
- Repairs over 15,000 miles of edge ruts
- Sweeps over 40,000 lane miles
- Replace over 100,000 linear feet of culvert pipes
- Flush over 7,000 bridges at least once

Work depicted on this map may change due to winter weather impacts or various impacts such as flooding, disasters or other immediate priorities that may occur or may be identified prior to the implementation of the various work plans.

