

ADDENDUM NO. 3



TO: All Holders of Plans and Contract
Documents for Odessa 2nd Street
Sidewalk, Ramps & Street Improvements
Phase I, TAP-9901(440)

ISSUED: December 15, 2025

Name of Bidder

Receipt Acknowledged By

This Addendum is hereby made a part of the Contract Documents to the same extent as if it were originally included herein. This Addendum shall be inserted in the Contract Documents and submitted with the Bid, and includes the following items:

CONTRACT DOCUMENTS:

- Itemized Proposal
 - Page 12
 - Roadway
 - Revised Item No. 304-05.06
 - Revised Quantity from “4779.6 SY” to “2569.2 SY”
 - Bike/Pedestrian Facilities
 - Revised Item No. 304-05.06
 - Revised Quantity from “2137.3 SY” to “2210.4 SY”
 - Revised Item No. 608-20.23
 - Revised Quantity from “21 LF” to “22 LF”
 - Revised Item No. 608-40.23
 - Revised Quantity from “644 LF” to “623 LF”
 - Page 14
 - Roadway
 - Revised Item No. 304-05.06
 - Revised Quantity from “4779.6 SY” to “2569.2 SY”
 - Bike/Pedestrian Facilities
 - Revised Item No. 304-05.06
 - Revised Quantity from “2137.3 SY” to “2210.4 SY”
 - Revised Item No. 608-20.23
 - Revised Quantity from “21 LF” to “22 LF”
 - Revised Item No. 608-40.23
 - Revised Quantity from “644 LF” to “623 LF”

- Job Special Provisions
 - Page 35
 - Job Special Provisions Table of Contents
 - Replace JSP J. Supplemental revisions JSP-18-01AB
 - Replace with JSP-18-01KK
 - Page 42-47
 - Job Special Provisions
 - Replace JSP J. Supplemental revisions JSP-18-01DD in its entirety
 - Replace with JSP-18-01KK

PLANS

- Quantities and General Notes
 - Sheet 03
 - Summary of Quantities
 - Roadway
 - Revised Item No. 304-05.06
 - Revised Quantity from “2642.3 SY” to 2569.2 SY”
 - Bike/Pedestrian Facilities
 - Revised Item No. 304-05.06
 - Revised Quantity from “2137.3 SY” to “2210.4 SY”
 - Revised Item No. 608-20.23
 - Revised Quantity from “21 LF” to “22 LF”
 - Revised Item No. 608-40.23
 - Revised Quantity from “632 LF” to “623 LF”
 - Roadway Bid Alternate
 - Revised Item No. 502-11.07
 - Revised Quantity from “2705.1 SY” to “2001.3 SY”
- Quantity Breakdown – Phase 1
 - Sheet 04
 - Replaced Table “TYPE 5 AGGREGATE BASE, 6 IN.”
 - Replaced table with “TYPE 5 AGGREGATE BASE, 6 IN. (ROADWAY)”
 - Replaced table total to “2569.2 SY”
 - Replaced Table “ASPHALTIC CONCRETE MIX. PG 70-22 (SPC125C) (2.00 IN.)”
 - Replaced table with “BITUMINOUS PAVEMENT MIXTURE PG64-22, (BP-1) (2 IN.)”
 - Replaced table total “222.8 Tons”
 - Replaced Table “ASPHALTIC CONCRETE MIX. PG 70-22 (SPC190C) (2.00 IN.)”
 - Replaced table with “BITUMINOUS PAVEMENT MIXTURE PG64-22, (BP-1) (2 IN.)”
 - Replaced table total “222.8 Tons”
 - Replaced Table “ASPHALTIC CONCRETE MIX. PG 64-22 (SPC250C) (3.00 IN.)”
 - Replaced table with “BITUMINOUS PAVEMENT MIXTURE PG64-22, (BASE) (5 IN.)”
 - Replaced table total “556.3 Tons”
 - Replaced Table “HAND-RAILING FOR STEPS WITHOUT BAULSTERS”
 - Replaced table with “SIDEWALK HAND-RAILING WITHOUT BAULSTERS (BLACK)”
 - Replaced table total “623 LF”
 - Addition of Table “TYPE 5 AGGREGATE BASE, 6 IN. (BIKE/PED)”
 - Added table total “2210.4 SY”
 - Addition of Table “HAND-RAILING STEPS WITHOUT BAULSTERS”
 - Added table total “22 LF”

Sincerely,



Mitch Gibler
Project Manager

Note:

- Please insert Addendum No. 3 Itemized proposal into your bid package and use the quantities listed for your anticipated costs.



TAP-9901(440) 2ND STREET HISTORIC DOWNTOWN DISTRICT

ITEMIZED PROPOSAL

ITEM NO.	ITEM DESCRIPTION	UNITS	QUANTITY	UNIT PRICE	SUBTOTAL
ROADWAY					
202-20.10	REMOVAL OF IMPROVEMENTS	LS	1	\$	\$
207-20.00	LINEAR GRADING CLASS 2	STA	7.7	\$	\$
304-05.06	TYPE 5 AGGREGATE FOR BASE (6 IN. THICK)	SY	2569.2	\$	\$
401-12.09	BITUMINOUS PAVEMENT MIXTURE PG64-22, (BP-1) (2 IN.)	TONS	222.8	\$	\$
401-12.09	BITUMINOUS PAVEMENT MIXTURE PG64-22, (BP-1) (2 IN.)	TONS	222.8	\$	\$
401-30.00	BITUMINOUS PAVEMENT MIXTURE PG64-22, (BASE) (5 IN.)	TONS	556.3	\$	\$
502-11.08	CONCRETE PAVEMENT (8 IN. NON-REINFORCED) (DRIVEWAYS)	SY	202	\$	\$
609-10.51	CURB & GUTTER TYPE A	LF	43	\$	\$
609-10.52	CURB & GUTTER TYPE B	LF	1522	\$	\$
609-99.03	CURB & GUTTER TYPE C	LF	318	\$	\$
609-99.03	CURB RAMP CURB & GUTTER	LF	60	\$	\$
609-99.03	DRIVEWAY CURB & GUTTER	LF	39	\$	\$
618-10.00	MOBILIZATION	LS	1	\$	\$
627-40.00	CONTRACTOR SURVEYING & STAKING	LS	1	\$	\$
TOTAL ROADWAY					\$
SIGNING, STRIPING, SIGNAL, LIGHTING					
620-60.00D	4 IN. WHITE CLASS 1 PAVEMENT MARKING PAINT (18-MIL, TYPE P BEADS)	LF	2087	\$	\$
620-99.02	INTERNATIONAL SYMBOL OF ACCESSIBILITY (PARKING SYMBOL)	EA	9	\$	\$
620-99.03	6 IN. WHITE CLASS 1 PAVEMENT MARKING PAINT (18-MIL, TYPE P BEADS)	LF	118	\$	\$
620-99.03	4 IN. BLUE CLASS 1 PAVEMENT MARKING PAINT (18-MIL, TYPE P BEADS)	LF	1096	\$	\$
903-50.04A	SH-FLAT SHEET	SF	102	\$	\$
903-99.02	SIGN POSTS	EA	15	\$	\$
TOTAL SIGNING, STRIPING, SIGNAL, LIGHTING					\$
BIKE/PED FACILITIES					
304-05.06	TYPE 5 AGGREGATE FOR BASE (6 IN. THICK)	SY	2210.4	\$	\$
502-99.07	INTEGRAL RETAINING WALL W/ REINFORCING	CY	23	\$	\$
608-10.10	CONCRETE CURB RAMP	SY	58.7	\$	\$
608-10.12	TRUNCATED DOMES	SF	130	\$	\$
608-20.23	HAND-RAILING FOR STEPS WITHOUT BAULSTERS (BLACK)	LF	22	\$	\$
608-40.23	SIDEWALK HAND-RAILING WITHOUT BALUSTERS (BLACK)	LF	623	\$	\$
608-99.05	CONCRETE SIDEWALK, 6 IN.	SY	2137.3	\$	\$
TOTAL BIKE/PED FACILITIES					\$
LANDSCAPING/STREETSCAPING					
805-10.00A	SEEDING - COOL SEASON GRASSES	ACRE	0.1	\$	\$
806.10.07A	CURB INLET CHECK	EA	2	\$	\$
TOTAL LANDSCAPING/STREETSCAPING					\$
TRAFFIC CONTROL					
616-10.22	CHANNELIZER (CONE)	EA	16	\$	\$
616-10.30	TYPE 3 MOVEABLE BARRICADE	EA	2	\$	\$
903-50.04A	SH-FLAT SHEET	SF	90	\$	\$
TOTAL TRAFFIC CONTROL					\$
OTHER (INFRASTRUCTURE FOR ELECTRICAL ITEMS)					
901-99.03	LIGHTING CONDUITS	LS	1	\$	\$
901-99.03	POWER CONDUITS	LS	1	\$	\$
901-99.03	IN-GRADE JUNCTION BOXES	LS	1	\$	\$
901-99.03	POLE LIGHT CONCRETE BASES	LS	1	\$	\$
901-99.03	BOLLARD CONCRETE BASES	LS	1	\$	\$
TOTAL OTHER (INFRASTRUCTURE FOR ELECTRICAL ITEMS)					\$

TOTAL CONTRACTOR \$ _____

ITEM NO.	ITEM DESCRIPTION	UNITS	QUANTITY	UNIT PRICE	SUBTOTAL
ROADWAY BID ALTERNATE					
502-11.07	CONCRETE PAVEMENT (7 IN. NON-REINFORCED)	SY	2001.3		

Acknowledgement: Each bidder shall acknowledge receipt of addenda by their signature affixed hereto and addendum noted.

Addendum No.(s) _____

Contractor: _____

Phone: _____

Signature: _____

Date: _____

Name: _____

(please print)

TAP-9901(440) 2ND STREET & MASON STREET TAP-9901(443) HISTORIC DOWNTOWN DISTRICT

ITEMIZED PROPOSAL

ITEM NO.	ITEM DESCRIPTION	UNITS	QUANTITY	UNIT PRICE	SUBTOTAL
ROADWAY					
202-20.10	REMOVAL OF IMPROVEMENTS	LS	1	\$	\$
207-20.00	LINEAR GRADING CLASS 2	STA	7.7	\$	\$
304-05.06	TYPE 5 AGGREGATE FOR BASE (6 IN. THICK)	SY	2569.2	\$	\$
401-12.09	BITUMINOUS PAVEMENT MIXTURE PG64-22, (BP-1) (2 IN.)	TONS	222.8	\$	\$
401-12.09	BITUMINOUS PAVEMENT MIXTURE PG64-22, (BP-1) (2 IN.)	TONS	222.8	\$	\$
401-30.00	BITUMINOUS PAVEMENT MIXTURE PG64-22, (BASE) (5 IN.)	TONS	556.3	\$	\$
502-11.08	CONCRETE PAVEMENT (8 IN. NON-REINFORCED) (DRIVEWAYS)	SY	202	\$	\$
609-10.51	CURB & GUTTER TYPE A	LF	43	\$	\$
609-10.52	CURB & GUTTER TYPE B	LF	1522	\$	\$
609-99.03	CURB & GUTTER TYPE C	LF	318	\$	\$
609-99.03	CURB RAMP CURB & GUTTER	LF	60	\$	\$
609-99.03	DRIVEWAY CURB & GUTTER	LF	39	\$	\$
618-10.00	MOBILIZATION	LS	1	\$	\$
627-40.00	CONTRACTOR SURVEYING & STAKING	LS	1	\$	\$
TOTAL ROADWAY					\$
SIGNING, STRIPING, SIGNAL, LIGHTING					
620-60.00D	4 IN. WHITE CLASS 1 PAVEMENT MARKING PAINT (18-MIL, TYPE P BEADS)	LF	2087	\$	\$
620-99.02	INTERNATIONAL SYMBOL OF ACCESSIBILITY (PARKING SYMBOL)	EA	9	\$	\$
620-99.03	6 IN. WHITE CLASS 1 PAVEMENT MARKING PAINT (18-MIL, TYPE P BEADS)	LF	118	\$	\$
620-99.03	4 IN. BLUE CLASS 1 PAVEMENT MARKING PAINT (18-MIL, TYPE P BEADS)	LF	1096	\$	\$
903-50.04A	SH-FLAT SHEET	SF	102	\$	\$
903-99.02	SIGN POSTS	EA	15	\$	\$
TOTAL SIGNING, STRIPING, SIGNAL, LIGHTING					\$
BIKE/PED FACILITIES					
304-05.06	TYPE 5 AGGREGATE FOR BASE (6 IN. THICK)	SY	2210.4	\$	\$
502-99.07	INTEGRAL RETAINING WALL W/ REINFORCING	CY	23	\$	\$
608-10.10	CONCRETE CURB RAMP	SY	58.7	\$	\$
608-10.12	TRUNCATED DOMES	SF	130	\$	\$
608-20.23	HAND-RAILING FOR STEPS WITHOUT BAULSTERS (BLACK)	LF	22	\$	\$
608-40.23	SIDEWALK HAND-RAILING WITHOUT BALUSTERS (BLACK)	LF	623	\$	\$
608-99.05	CONCRETE SIDEWALK, 6 IN.	SY	2137.3	\$	\$
TOTAL BIKE/PED FACILITIES					\$
LANDSCAPING/STREETSCAPING					
805-10.00A	SEEDING - COOL SEASON GRASSES	ACRE	0.1	\$	\$
806.10.07A	CURB INLET CHECK	EA	2	\$	\$
TOTAL LANDSCAPING/STREETSCAPING					\$
TRAFFIC CONTROL					
616-10.22	CHANNELIZER (CONE)	EA	16	\$	\$
616-10.30	TYPE 3 MOVEABLE BARRICADE	EA	2	\$	\$
903-50.04A	SH-FLAT SHEET	SF	90	\$	\$
TOTAL TRAFFIC CONTROL					\$
OTHER (INFRASTRUCTURE FOR ELECTRICAL ITEMS)					
901-99.03	LIGHTING CONDUITS	LS	1	\$	\$
901-99.03	POWER CONDUITS	LS	1	\$	\$
901-99.03	IN-GRADE JUNCTION BOXES	LS	1	\$	\$
901-99.03	POLE LIGHT CONCRETE BASES	LS	1	\$	\$
901-99.03	BOLLARD CONCRETE BASES	LS	1	\$	\$
TOTAL OTHER (INFRASTRUCTURE FOR ELECTRICAL ITEMS)					\$

TOTAL CONTRACTOR \$ _____

ITEM NO.	ITEM DESCRIPTION	UNITS	QUANTITY	UNIT PRICE	SUBTOTAL
ROADWAY BID ALTERNATE					
502-11.07	CONCRETE PAVEMENT (7 IN. NON-REINFORCED)	SY	2001.3		

Acknowledgement: Each bidder shall acknowledge receipt of addenda by their signature affixed hereto and addendum noted.

Addendum No.(s) _____

Contractor: _____

Phone: _____

Signature: _____

Date: _____

Name: _____

(please print)

Supplemental Revisions JSP-18-01KK

- Compliance with [2 CFR 200.216 – Prohibition on Certain Telecommunications and Video Surveillance Services or Equipment](#).

The Missouri Highways and Transportation Commission shall not enter into a contract (or extend or renew a contract) using federal funds to procure or obtain equipment, services, or systems that uses covered telecommunications equipment or services as substantial or as critical technology as part of any system where the video surveillance and telecommunications equipment was produced by Huawei Technologies Company, ZTE Corporation, Hytera Communications Corporation, Hangzhou Hikvision Digital Technology Company, or Dahua Technology Company (or any subsidiary or affiliate of such entities).

- Stormwater Compliance Requirements

1.0 Description. This provision requires the contractor to provide a Water Pollution Control Manager (WPCM) for any project that includes land disturbance on the project site and the total area of land disturbance, both on the project site, and all Off-site support areas, is one (1) acre or more. Regardless of the area of Off-site disturbance, if no land disturbance occurs on the project site, these provisions do not apply. When a WPCM is required, all sections within this provision shall be applicable, including assessment of specified Liquidated Damages for failure to correct Stormwater Deficiencies, as specified herein. This provision is in addition to any other stormwater, environmental, and land disturbance requirements specified elsewhere in the contract.

1.1 Definitions. The project site is defined as all areas designated on the plans, including temporary and permanent easements. The project site is equivalent to the “permitted site”, as defined in MoDOT’s State Operating Permit. An Off-site area is defined as any location off the project site the contractor utilizes for a dedicated project support function, such as, but not limited to, staging area, plant site, borrow area, or waste area.

1.2 Reporting of Off-Site Land Disturbance. If the project includes any planned land disturbance on the project site, prior to the start of work, the contractor shall submit a written report to the engineer that discloses all Off-site support areas where land disturbance is planned, the total acreage of anticipated land disturbance on those sites, and the land disturbance permit number(s). Upon request by the engineer, the contractor shall submit a copy of its land disturbance permit(s) for Off-site locations. Based on the total acreage of land disturbance, both on and Off-site, the engineer shall determine if these Stormwater Compliance Requirements shall apply. The Contractor shall immediately report any changes to the planned area of Off-site land disturbance. The Contractor is responsible for obtaining its own separate land disturbance permit for Off-site areas.

2.0 Water Pollution Control Manager (WPCM). The Contractor shall designate a competent person to serve as the Water Pollution Control Manager (WPCM) for projects meeting the description in Section 1.0. The Contractor shall ensure the WPCM completes all duties listed in Section 2.1.

2.1 Duties of the WPCM:

- (a) Be familiar with the stormwater requirements including the current MoDOT State Operating Permit for construction stormwater discharges/land disturbance activities; MoDOT’s statewide Stormwater Pollution Prevention Plan (SWPPP); the Corps of

Engineers Section 404 Permit, when applicable; the project specific SWPPP, the Project's Erosion & Sediment Control Plan; all applicable special provisions, specifications, and standard drawings; and this provision;

- (b) Successfully complete the MoDOT Stormwater Training Course within the last 4 years. The MoDOT Stormwater Training is a free online course available at MoDOT.org;
- (c) Attend the Pre-Activity Meeting for Grading and Land Disturbance and all subsequent Weekly Meetings in which grading activities are discussed;
- (d) Oversee and ensure all work is performed in accordance with the Project-specific SWPPP and all updates thereto, or as designated by the engineer;
- (e) Review the project site for compliance with the Project SWPPP, as needed, from the start of any grading operations until final stabilization is achieved, and take necessary actions to correct any known deficiencies to prevent pollution of the waters of the state or adjacent property owners prior to the engineer's weekly inspections;
- (f) Review and acknowledge receipt of each MoDOT Inspection Report (Land Disturbance Inspection Record) for the Project within forty eight (48) hours of receiving the report and ensure that all Stormwater Deficiencies noted on the report are corrected as soon as possible, but no later than stated in Section 5.0.

3.0 Pre-Activity Meeting for Grading/Land Disturbance and Required Hold Point. A Pre-Activity meeting for grading/land disturbance shall be held prior to the start of any land disturbance operations. No land disturbance operations shall commence prior to the Pre-Activity meeting except work necessary to install perimeter controls and entrances. Discussion items at the pre-activity meeting shall include a review of the Project SWPPP, the planned order of grading operations, proposed areas of initial disturbance, identification of all necessary BMPs that shall be installed prior to commencement of grading operations, and any issues relating to compliance with the Stormwater requirements that could arise in the course of construction activity at the project.

3.1 Hold Point. Following the pre-activity meeting for grading/land disturbance and subsequent installation of the initial BMPs identified at the pre-activity meeting, a Hold Point shall occur prior to the start of any land disturbance operations to allow the engineer and WPCM the time needed to perform an on-site review of the installation of the BMPs to ensure compliance with the SWPPP is met. Land disturbance operations shall not begin until authorization is given by the engineer.

4.0 Inspection Reports. Weekly and post run-off inspections will be performed by the engineer and each Inspection Report (Land Disturbance Inspection Record) will be entered into a web-based Stormwater Compliance database. The WPCM will be granted access to this database and shall promptly review all reports, including any noted deficiencies, and shall acknowledge receipt of the report as required in Section 2.1 (f.).

5.0 Stormwater Deficiency Corrections. All stormwater deficiencies identified in the Inspection Report shall be corrected by the contractor within 7 days of the inspection date or any extended period granted by the engineer when weather or field conditions prohibit the corrective work. If the contractor does not initiate corrective measures within 5 calendar days of the inspection date or any extended period granted by the engineer, all work shall cease on the project except for work to correct these deficiencies, unless otherwise allowed by the engineer. All impact costs related to this halting of work, including, but not limited to stand-by time for equipment, shall be borne by the Contractor. Work shall not resume until the engineer approves the corrective work.

5.1 Liquidated Damages. If the Contractor fails to complete the correction of all Stormwater Deficiencies listed on the MoDOT Inspection Report within the specified time limit, the Commission will be damaged in various ways, including but not limited to, potential liability, required mitigation, environmental clean-up, fines, and penalties. These damages are not reasonably capable of being computed or quantified. Therefore, the contractor will be charged with liquidated damages specified in the amount of \$2,000 per day for failure to correct one or more of the Stormwater Deficiencies listed on the Inspection Report within the specified time limit. In addition to the stipulated damages, the stoppage of work shall remain in effect until all corrections are complete.

6.0 Basis of Payment. No direct payment will be made for compliance with this provision.

- **Delete Sec 106.9 in its entirety and substitute the following:**

106.9 Buy America Requirements.

Buy America Requirements are waived if the total amount of Federal financial assistance applied to the project, through awards or subawards, is below \$500,000.

106.9.1 Buy America Requirements for Iron or Steel Products.

The contractor's attention is directed to Title 23 CFR 635.410 *Buy America Requirements*. Where articles, materials or supplies that consist wholly or predominantly of iron or steel or a combination of both are to be permanently incorporated into the contract work, steel and iron material shall be manufactured, from the initial melting stage through the application of coatings, in the USA except for "minimal use" as described herein. Predominantly of iron or steel or a combination of both means that the cost of the iron and steel content exceeds 50 percent of the total cost of all its components. Under a general waiver from FHWA the use of pig iron and processed, pelletized, and reduced iron ore manufactured outside of the USA will be permitted in the domestic manufacturing process for steel or iron material.

106.9.1.1 Any sources other than the USA as defined will be considered foreign. The required domestic manufacturing process shall include formation of ingots and any subsequent process. Coatings shall include any surface finish that protects or adds value to the product.

106.9.1.2 "Minimal use" of foreign steel, iron or coating processes will be permitted, provided the cost of such products does not exceed 1/10 of one percent (0.1 percent) of the total contract cost or \$2,500.00, whichever is greater. If foreign steel, iron, or coating processes are used, invoices to document the cost of the foreign portion, as delivered to the project, shall be provided and the engineer's written approval obtained prior to placing the material in any work.

106.9.1.3 Buy America requirements include a step certification for all fabrication processes of all steel or iron materials that are accepted per Sec 1000. The AASHTO Product Evaluation and Audit Solutions compliance program verifies that all steel and iron products fabrication processes conform to 23 CFR 635.410 Buy America Requirements and is an acceptable standard per 23 CFR 635.410(d). AASHTO Product Evaluation and Audit Solutions compliant suppliers will not be required to submit step certification documentation with the shipment for some selected steel and iron materials. The AASHTO Product Evaluation and Audit Solutions compliant supplier shall maintain the step certification documentation on file and shall provide this documentation to the engineer upon request.

106.9.1.3.1 Items designated as Category 1 will consist of steel girders, piling, and reinforcing steel installed on site. Category 1 items require supporting documentation prior to incorporation

into the project showing all steps of manufacturing, including coating, as being completed in the United States and in accordance with CFR Title 23 Section 635.410 Buy America Requirements. This includes the Mill Test Report from the original producing steel mill and certifications documenting the manufacturing process for all subsequent fabrication, including coatings. The certification shall include language that certifies all steel and iron materials permanently incorporated in this project was procured and processed domestically and all manufacturing processes, including coating, as being completed in the United States and in accordance with CFR Title 23 Section 635.410.

106.9.1.3.2 Items designated as Category 2 will include all other steel or iron products not in Category 1 and permanently incorporated in the project. Category 2 items shall consist of, but not be limited to items such as fencing, guardrail, signing, lighting and signal supports. The prime contractor is required to submit a material of origin form certification prior to incorporation into the project from the fabricator for each item that the product is domestic. The Certificate of Materials Origin form ([link to certificate form](#)) from the fabricator must show all steps of manufacturing, including coating, as being completed in the United States and in accordance with CFR Title 23 Section 635.410 Buy America Requirements and be signed by a fabricator representative. The engineer reserves the right to request additional information and documentation to verify that all Buy America requirements have been satisfied. These documents shall be submitted upon request by the engineer and retained for a period of 3 years after the last reimbursement of the material.

106.9.1.3.3 Any minor miscellaneous steel or iron items that are not included in the materials specifications shall be certified by the prime contractor as being procured domestically. Examples of these items would be bolts for sign posts, anchorage inserts, etc. The certification shall read "I certify that all steel and iron materials permanently incorporated in this project during all manufacturing processes, including coating, as being completed in the United States and in accordance with CFR Title 23 Section 635.410 Buy America Requirements procured and processed domestically in accordance with CFR Title 23 Section 635.410 Buy America Requirements. Any foreign steel used was submitted and accepted under minor usage". The certification shall be signed by an authorized representative of the prime contractor.

106.9.1.4 When permitted in the contract, alternate bids may be submitted for foreign steel and iron products. The award of the contract when alternate bids are permitted will be based on the lowest total bid of the contract based on furnishing domestic steel or iron products or 125 percent of the lowest total bid based on furnishing foreign steel or iron products. If foreign steel or iron products are awarded in the contract, domestic steel or iron products may be used; however, payment will be at the contract unit price for foreign steel or iron products.

106.9.2 Buy America Requirements for Construction Materials other than iron or steel products.

Construction materials mean articles, materials, or supplies that consist of only one of the items listed. Minor additions of articles, materials, supplies, or binding agents to a construction material do not change the categorization of the construction material. Upon request by the engineer, the contractor shall submit a domestic certification for all construction materials listed that are incorporated into the project.

- (a) Non-ferrous metals
- (b) Plastic and Polymer-based products (including polyvinylchloride, composite building materials, and polymers used in fiber optic cables)
- (c) Glass (including optic glass)
- (d) Fiber optic cable (including drop cable)

- (e) Optical fiber
- (f) Lumber
- (g) Engineered wood
- (h) Drywall

106.9.3 Buy America Requirements for Manufactured Products.

Manufactured products mean articles, materials or supplies that have been processed into a specific form and shape, or combined with other articles, materials or supplies to create a product with different properties than the individual articles, materials or supplies. If an item is classified as an iron or steel product, an excluded material, or other product category as specified by law or in 2 CFR part 184, then it is not a manufactured product. However, an article, material or supply classified as a manufactured product may include components that are iron or steel products, excluded materials, or other product categories as specified by law or in 2 CFR part 184. Mixtures of excluded materials delivered to a work site without final form for incorporation into a project are not a manufactured product.

106.9.3.1 Produced in the United States, in the case of manufactured products, means:

- (A) For projects obligated on or after October 1, 2025, the product was manufactured in the United States; and
- (B) For projects obligated on or after October 1, 2026, the product was manufactured in the United States and the cost of the components of the manufactured product that are mined, produced, or manufactured in the United States is greater than 55 percent of the total cost of all components of the manufactured product.

106.9.3.2 (i) With respect to precast concrete products that are classified as manufactured products, components of precast concrete products that consist wholly or predominantly of iron or steel or a combination of both shall meet the requirements of paragraph (b) of this section. The cost of such components shall be included in the applicable calculation for purposes of determining whether the precast concrete product is produced in the United States.

(ii) With respect to intelligent transportation systems and other electronic hardware systems that are installed in the highway right of way or other real property and classified as manufactured products, the cabinets or other enclosures of such systems that consist wholly or predominantly of iron or steel or a combination of both shall meet the requirements of paragraph (b) of this section. The cost of cabinets or other enclosures shall be included in the applicable calculation for purposes of determining whether systems referred to in the preceding sentence are produced in the United States.

106.9.4 Waiver for De Minimis Costs for Manufactured and Construction Materials other than iron or steel products.

"The total value of the non-compliant products is no more than the lesser of \$1,000,000 or 5% of total applicable costs for the project." The contractor shall submit to the engineer any non-domestic materials and their total material cost to the engineer. The contractor and the engineer will both track these totals to assure that the minimal usage allowance is not exceeded.

- Third-Party Test Waiver for Concrete Aggregate

1.0 Description. Third party tests may be allowed for determining the durability factor for concrete pavement and concrete masonry aggregate.

2.0 Material. All aggregate for concrete shall be in accordance with Sec 1005.

2.1 MoDOT personnel shall be present at the time of sampling at the quarry. The aggregate sample shall be placed in an approved tamper-evident container (provided by the quarry) for shipment to the third-party testing facility.

2.2 AASHTO T 161 Method B Resistance of Concrete to Rapid Freezing and Thawing, shall be used to determine the aggregate durability factor. All concrete beams for testing shall be 3-inch wide by 4-inch deep by 16-inch long or 3.5-inch wide by 4.5-inch deep by 16-inch long. All beams for testing shall receive a 35-day wet cure fully immersed in saturated lime water prior to initiating the testing process.

2.3 Concrete test beams shall be made using a MoDOT approved concrete pavement mix design.

3.0 Testing Facility Requirements. All third-party test facilities shall meet the requirements outlined in this provision.

3.1 The testing facility shall be AASHTO accredited.

3.1.1 For tests ran after January 1, 2025, accreditation documentation shall be on file with the Construction and Materials Division prior to any tests being performed.

3.1.2 Construction and Materials Division may consider tests completed prior to January 1, 2025, to be acceptable if all sections of this provision are met, with the exception of 3.1.1. Accreditation documentation shall be provided with the test results for tests completed prior to January 1, 2025. No tests completed prior to September 1, 2024, will be accepted.

3.2 The testing facility shall provide their testing process, list of equipment, equipment calibration documentation, and testing certifications or qualifications of technicians performing the AASHTO T 161 Procedure B tests. The testing facility shall provide details on their freezing and thawing apparatus including the time and temperature profile of their freeze-thaw chamber. The profile shall include the temperature set points throughout the entirety of the freeze-thaw cycle. The profile shall show the cycle time at which the apparatus drains/fills with water and the cycle time at which the apparatus begins cooling the specimens.

3.3 Results, no more than five years old, from the third-party test facility shall compare within ± 2.0 percent of an independent test from another AASHTO accredited test facility or with MoDOT test records, in order to be approved for use (e.g. test facility results in a durability factor of 79, MoDOT's recent durability test factor is 81; this compared within +2 percent). The independent testing facility shall be in accordance with this provision. The comparison test can be from a different sample of the same ledge combination.

3.4 When there is a dispute between the third party durability test results and MoDOT durability test results, the MoDOT durability test result shall govern.

3.5 Test results shall be submitted to MoDOT's Construction and Materials division electronically for final approval. Test results shall include raw data for all measurements of relative dynamic modulus of elasticity and percent length change for each individual concrete specimen. Raw data shall include initial measurements made at zero cycles and every subsequent measurement of concrete specimens. Raw data shall include the cycle count and date each measurement was taken. Test results shall also include properties of the concrete mixture as required by AASHTO T 161. This shall include the gradation of the coarse aggregate sample. If AASHTO T 152 is used to measure fresh air content, then the aggregate correction factor for the mix determined in accordance with AASHTO T 152 shall also be included.

4.0 Method of Measurement. There is no method of measurement for this provision. The testing requirements and number of specimens shall be in accordance with AASHTO T 161 Procedure B.

5.0 Basis of Payment. No direct payment will be made to the contractor or quarry to recover the cost of aggregate samples, sample shipments, testing equipment, labor to prepare samples or test samples, or developing the durability report.

- ***Delete paragraph 15.0 of the General Provision Disadvantaged Business Enterprise (DBE) Program Requirements and substitute the following:***

15.0 Bidder's List Quote Summary. MoDOT is a recipient of federal funds and is required by 49 CFR 26.11 to provide data about its DBE program. All bidders who seek to work on federally assisted contracts must submit data about all DBE and non-DBEs in accordance with Sec 102.7.9. MoDOT will not compare the submitted Bidder's List Quote Summary to any other documents or submittals, pre or post award. All information will be used by MoDOT in accordance with 49 CFR 26.11 for reporting to USDOT and to aid in overall DBE goal setting.

- ***Add Sec 102.7.9 to include the following:***

102.7.9 Bidder's List Quote Summary. Each bidder shall submit with each bid a summary of all subcontractors, material suppliers, and service providers (e.g. hauling) considered on federally funded projects pursuant to 49 CFR 26.11. The bidder will provide the firm's name, the corresponding North American Industry Classification System (NAICS) code(s) the firm(s) were considered for, and whether or not they were used in the bid. The information submitted should be the most complete information available at the time of bid. The information shall be disclosed on the Bidder's List Quote Summary form provided in the bidding documents and submitted in accordance with Sec 102.10. Failure to disclose this information may result in a bid being declared irregular.

QUANTITIES - PHASE 1 SECOND ST

ITEM NO.	ITEM DESCRIPTION	UNITS	QUANTITY
ROADWAY			
202-20.10	REMOVAL OF IMPROVEMENTS	LS	1
207-20.00	LINEAR GRADING CLASS 2	STA	7.7
304-05.06	TYPE 5 AGGREGATE FOR BASE (6 IN. THICK)	SY	2,569.2
401-12.09	BITUMINOUS PAVEMENT MIXTURE PG64-22, (BP-1) (2 IN.)	TONS	222.8
401-12.09	BITUMINOUS PAVEMENT MIXTURE PG64-22, (BP-1) (2 IN.)	TONS	222.8
401-30.00	BITUMINOUS PAVEMENT MIXTURE PG64-22, (BASE) (5 IN.)	TONS	556.3
502-11.08	CONCRETE PAVEMENT (8 IN. NON-REINFORCED) (DRIVEWAYS)	SY	202.0
609-10.51	CURB & GUTTER TYPE A	LF	43
609-10.52	CURB & GUTTER TYPE B	LF	1,522
609-99.03	CURB & GUTTER TYPE C	LF	318
609-99.03	CURB RAMP CURB & GUTTER	LF	60
609-99.03	DRIVEWAY CURB & GUTTER	LF	39
618-10.00	MOBILIZATION	LS	1
627-40.00	CONTRACTOR SURVEYING & STAKING	LS	1
SIGNING, STRIPING, SIGNAL, LIGHTING			
620-60.00D	4 IN. WHITE CLASS 1 PAVEMENT MARKING PAINT (18-MIL, TYPE P BEADS)	LF	2,087
620-99.02	INTERNATIONAL SYMBOL OF ACCESSIBILITY (PARKING SYMBOL)	EA	9
620-99.03	6 IN. WHITE CLASS 1 PAVEMENT MARKING PAINT (18-MIL, TYPE P BEADS)	LF	118
620-99.03	4 IN. BLUE CLASS 1 PAVEMENT MARKING PAINT (18-MIL, TYPE P BEADS)	LF	1,096
903-50.04A	SH-FLAT SHEET	SF	102
903-99.02	SIGN POSTS	EA	15
BIKE/PED FACILITIES			
304-05.06	TYPE 5 AGGREGATE FOR BASE (6 IN. THICK)	SY	2,210.4
502-99.07	INTEGRAL RETAINING WALL W/ REINFORCING	CY	23.0
608-10.10	CONCRETE CURB RAMP	SY	58.7
608-10.12	TRUNCATED DOMES	SF	130
608-20.23	HAND-RAILING FOR STEPS WITHOUT BAULSTERS (BLACK)	LF	22
608-40.23	SIDEWALK HAND-RAILING WITHOUT BALUSTERS (BLACK)	LF	623
608-99.05	CONCRETE SIDEWALK, 6 IN.	SY	2,137.3
LANDSCAPING/STREETSCAPING			
805-10.00A	SEEDING - COOL SEASON GRASSES	ACRE	0.1
806.10.07A	CURB INLET CHECK	EA	2
TRAFFIC CONTROL			
616-10.22	CHANNELIZER (CONE)	EA	16
616-10.30	TYPE 3 MOVEABLE BARRICADE	EA	2
903-50.04A	SH-FLAT SHEET	SF	90

ITEM NO.	ITEM DESCRIPTION	UNITS	QUANTITY
ROADWAY BID ALTERNATE			
502-11.07	CONCRETE PAVEMENT (7 IN. NON-REINFORCED)	SY	2001.3

GENERAL NOTES

DESIGN SPECIFICATIONS:
2011 AASHTO ROADSIDE DESIGN GUIDE, 4TH EDITION

CONSTRUCTION SPECIFICATIONS:
MISSOURI STANDARD SPECIFICATIONS FOR HIGHWAY CONSTRUCTION, 2025 EDITION

MISSOURI STANDARD PLANS FOR HIGHWAY CONSTRUCTION, 2025 EDITION

NOTES:

1. EXISTING UTILITIES AND UNDERGROUND INSTALLATIONS HAVE BEEN LOCATED TO THE GREATEST EXTENT PRACTICAL THROUGH REVIEW OF CONSTRUCTION PLANS AND SURFACE OBSERVATIONS. THE CONTRACTOR SHALL FIELD VERIFY ALL HORIZONTAL AND VERTICAL LINES AND GRADES OF EXISTING UTILITIES PRIOR TO THE CONSTRUCTION OF IMPROVEMENTS. THE CONTRACTOR SHALL NOTIFY THE ENGINEER IMMEDIATELY UPON DISCOVERING A DISCREPANCY BETWEEN THE CONTRACT DRAWINGS AND ACTUAL FIELD CONDITIONS. CONTACT ONE CALL.
2. THE CONTRACTOR MUST COORDINATE CONSTRUCTION WITH THE NECESSARY AUTHORITIES.
3. NO WORK SHALL COMMENCE UNTIL ALL NECESSARY PERMITS ARE OBTAINED BY THE OWNER.
4. CONTRACTOR SHALL BE RESPONSIBLE FOR ALL LINE AND GRADE STAKES.
5. CONTRACTOR SHALL REMOVE, PRESERVE, AND REPLACE ALL SIGNS, MAIL BOXES, FENCES, METAL FLAG POLE BASES AND THE LIKE, WITHIN THE LIMITS OF THE PROPOSED IMPROVEMENTS. THIS WORK SHALL BE CONSIDERED INCIDENTAL TO CONSTRUCTION.
6. ALL TRAFFIC VAYS INCLUDING DRIVEWAYS, ALLEYS, ETC., SHALL REMAIN ACCESSIBLE TO RESIDENTIAL AND EMERGENCY VEHICLES DURING PROJECT DURATION.
7. ALL CONSTRUCTION AND EXCAVATION ACTIVITIES SHALL BE CONFINED TO EASEMENTS, ROAD RIGHT-OF-WAY, AND/OR WORK AREA LIMITS AS SHOWN ON DRAWINGS.
8. CONTRACTOR SHALL RAISE OR LOWER ALL AFFECTED MANHOLE RIMS AND VALVE BOXES IN THE WORK AREA TO MATCH PROPOSED GRADE.
9. ALL AREAS DISTURBED BY CONSTRUCTION ARE FIRST TO BE FINE GRADED AND THEN FOLLOWED BY SEED AND STRAW MULCH, UNLESS OTHERWISE NOTED, OVER, MIN. 4" TOPSOIL STOCKPILED FROM SITE OR HAULED IN AS REQUIRED.
10. PROVIDE POSITIVE DRAINAGE FROM ALL IMPROVED AREAS, SO THAT RUNOFF DRAINS TO DRAIN VAYS.
11. ALL CONTOURS AND SPOT ELEVATIONS SHOWN ARE FINISH GRADE.
12. ANY DAMAGE TO EXISTING STRUCTURES, VEGETATION, OR IMPROVEMENTS RESULTING FROM NEW CONSTRUCTION ACTIVITIES SHALL BE REPAIRED BY THE CONTRACTOR AT NO ADDITIONAL COST TO THE OWNER.
13. ALL SIDEWALKS AND ADA RAMPS SHALL BE IN ACCORDANCE WITH ADA REGULATIONS.
14. CONTRACTOR TO PROTECT ANY STORM INLETS, THAT RECEIVE STORM WATER FROM THE AREA OF CONSTRUCTION, FROM SEDIMENT. EROSION CONTROL DEVICES SHALL BE MAINTAINED DURING THE WHOLE CONSTRUCTION PERIOD BY THE CONTRACTOR. ALL EROSION CONTROL DEVICES, NOT LISTED IN THE PLANS, SHALL BE INCIDENTAL TO CONSTRUCTION.
15. ALL TRENCHES, WHICH LIE UNDER PROPOSED PAVEMENT, OR LIE WITHIN TWO FEET OF BACK OF CURB, SHALL BE BACKFILLED TO PAVEMENT SUB-GRADE WITH COMPACTED GRANULAR BACK FILL.
16. TRENCHES SHALL BE COMPACTED TO 95% STANDARD PROCTOR WHEN PIPES ARE LAID IN FILL.
17. ALL REMOVALS NECESSARY TO COMPLETE THE PROJECT AS SHOWN ON THE PLANS, SHALL BE CONSIDERED INCIDENTAL TO THE PROJECT.
18. ALL ELEVATION NEED TO BE FIELD VERIFIED PRIOR TO CONSTRUCTION BY CONTRACTOR AND ENGINEER.
19. HAND-RAILING WILL BE COATED IN A BLACK FINISHED SURFACE, CORROSION-RESISTANT PAINT SYSTEM. THE SPECIFIC PRODUCT SHALL REQUIRE ENGINEER APPROVAL PRIOR TO APPLICATION.

LEGEND

(USED IN PLANS)

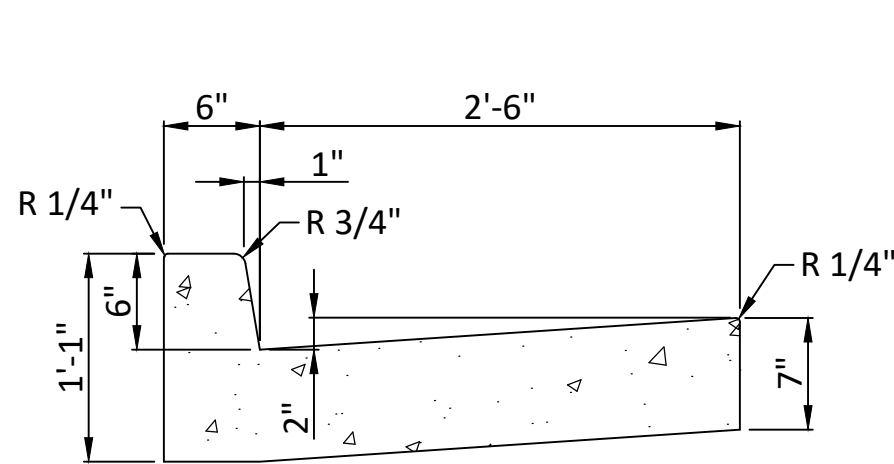
	EXISTING CONTOUR (MAJOR)		EXISTING MAILBOX
	EXISTING CONTOUR (MINOR)		EXISTING FLAG POLE
	EXISTING FEATURE		EXISTING STORM INLET
	EXISTING FENCE		EXISTING GAS METER
	EXISTING GUARDRAIL		EXISTING WATER METER
	SECTION LINE		EXISTING WATER VALVE
	EXISTING PROPERTY LINE		EXISTING FIRE HYDRANT
	EXISTING EASEMENT		EXISTING SANITARY MANHOLE
	EXISTING STORM WATER		EXISTING SANITARY CLEANOUT
	EXISTING GAS LINE		EXISTING POWER POLE
	EXISTING WATER LINE		EXISTING LIGHT POLE
	EXISTING SANITARY SEWER		EXISTING GUY WIRE ANCHOR
	EXISTING UNDERGROUND ELECTRIC		EXISTING GROUND LIGHT
	EXISTING OVERHEAD ELECTRIC		EXISTING TELEPHONE PEDESTAL
	EXISTING UNDERGROUND TELEPHONE		EXISTING SIGN
	EXISTING OVERHEAD TELEPHONE		EXISTING TREE
	EXISTING FIBER OPTIC		CONTROL POINT
	EXISTING UNDERGROUND CABLE TV		FOUND CORNER
	EXISTING OVERHEAD CABLE TV		EXISTING BENCHMARK

NOTE:
DASHED OR SCREENED SYMBOL INDICATES EXISTING FEATURE.

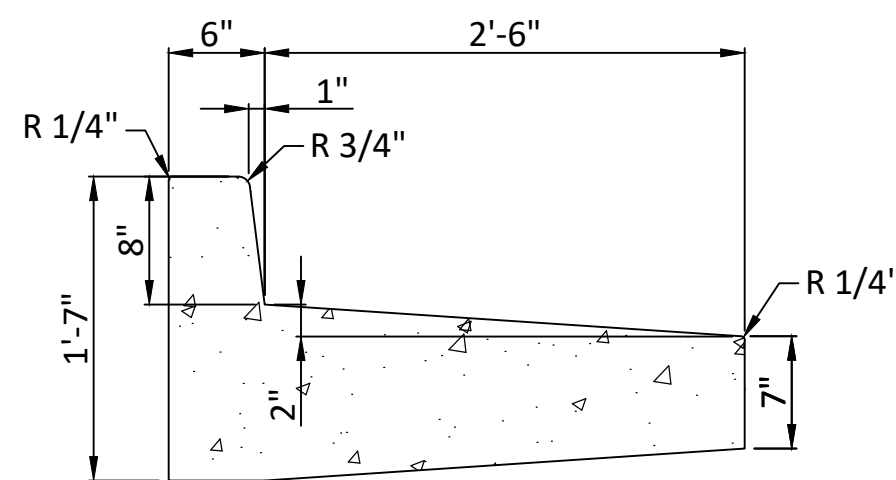
ABBREVIATION TABLE

BC:	BACK OF CURB
CL	CENTERLINE
CONT.	CONTINUOUS
C.P.	CONTROL POINT
EG:	EXISTING GRADE
EX.	EXISTING
FG:	FINISH GRADE
FL:	FLOW LINE
GL:	GUTTER LINE
MAX.	MAXIMUM
MIN.	MINIMUM
OFF:	OFFSET
PL	PROPERTY LINE
PR.	PROPOSED
R/W	RIGHT-OF-WAY
STA:	STATION
TBM	TEMPORARY BENCHMARK
T.C.E.	TEMPORARY CONSTRUCTION EASEMENT
TEMP.	TEMPORARY
TYP.	TYPICAL

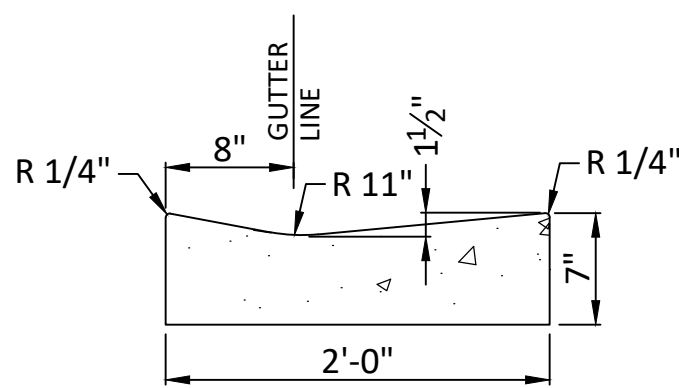
CURB & GUTTER DETAILS



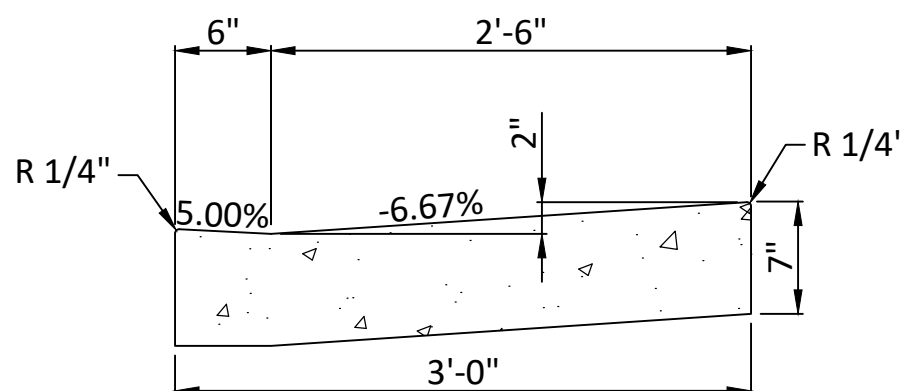
TYPE 'A' CURB & GUTTER - MODIFIED



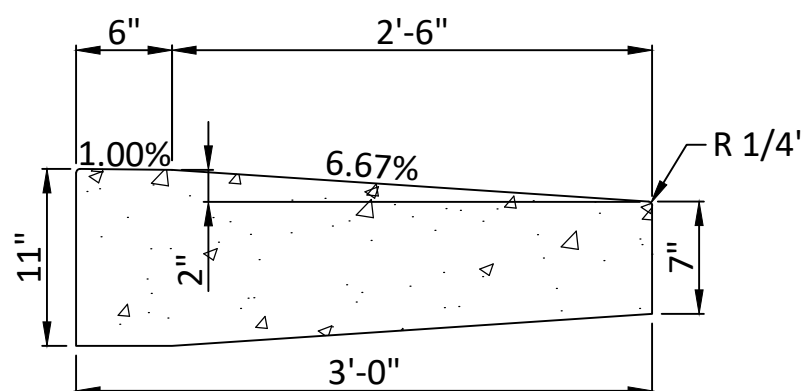
TYPE 'B' CURB & GUTTER - DRY



TYPE 'C' CURB & GUTTER



CURB RAMP CURB & GUTTER - WET



CURB RAMP CURB & GUTTER - DRY

NOTES:

ALL SCHEDULE 40 PVC ELBOWS, SCHEDULE 80 PVC ELBOWS & STUB-UPS ARE SUBSIDIARY TO SCHEDULE 40 PVC CONDUIT ON STUB-UPS, ELBOWS AND ARE RIGID GALVANIZED AT EXTERIOR ABOVE GRADE LOCATIONS. REFER TO ELECTRICAL PLAN SHEETS.

REFER TO ELECTRICAL PLAN SHEETS FOR ELECTRICAL EQUIPMENT RACK DETAILS
-GROUND ROD, ELECTRICAL UTILITY METER (PROVIDED BY CITY), ELECTRICAL PANEL BOARD, LIGHTING CONTROL PANEL AND ANY OTHER
ITEMS NECESSARY FOR THE ELECTRICAL EQUIPMENT RACK ARE SUBSIDIARY TO THE ELECTRICAL EQUIPMENT RACK

ANY ITEMS NOT SHOWN IN THE QUANTITIES SHALL BE CONSIDERED SUBSIDIARY TO OTHER ITEMS

IT SHALL BE THE RESPONSIBILITY OF THE CONTRACTOR TO SUBMIT FORM 106, TO MISSOURI DEPARTMENT OF NATURAL RESOURCES HISTORICAL PRESERVATION PROGRAM FOR ANY BORROW AREAS TO BE USED ON THIS PROJECT.

ALL STRUCTURAL BACKFILL IS CONSIDERED SUBSIDIARY TO INTEGRAL RETAINING WALL BID ITEM.

QUANTITIES & GENERAL NOTES

SECOND STREET HISTORIC
DOWNTOWN DISTRICT IMPROVEMENTS
SECTION 36, T49N, R28W / SECTION 01, T48N, R28N
MODESSA, LAFAYETTE COUNTY, MO

SHEET NUMBER

3

OF
83

REVISIONS			DRAWING INFO.	
NO.	DESCRIPTION	BY	DATE	FIELD BY:
1	PLANS FOR BID	KEL	09/30/25	NDO
2	APPENDUM NO. 2	KEP	12/15/2025	CHECK BY:
3	APPENDUM NO. 3			DATE:
				FIELD BOOK:
				JOB NUMBER:

© COPYRIGHT ANDERSON ENGINEERING, INC. 2012

[illegible]

QUANTITY BREAKDOWN - PHASE 1 SECOND ST

LINEAR GRADING CLASS 2			
STA.	TO	STA.	STA.
09+93.00	-	13+69.06	3.8
14+72.08		18+58.60	3.9
TOTAL =		7.7	

TYPE 5 AGGREGATE BASE, 6 IN. (ROADWAY)			
STA.	TO	STA.	SY
09+93.00	-	18+58.60	2569.2
TOTAL =		2569.2	

BITUMIMINOUS PAVEMENT MIXTURE PG64-22, (BP-1) (2 IN.)						
LOCATION	SIDE	STA.	TO	STA.	SF	TONS
SECOND STREET	LT	09+93.00	-	13+69.06	3315.13	41.0
SECOND STREET	RT	09+93.00	-	13+69.06	4895.905	60.5
SECOND STREET	LT	14+74.97	-	18+58.60	4787.398	59.2
SECOND STREET	RT	14+72.09	-	18+58.60	4827.916	59.7
SECOND STREET	CT	10+25.44	-	10+25.44	186.4	2.4
TOTAL =					222.8	

BITUMIMINOUS PAVEMENT MIXTURE PG64-22, (BP-1) (2 IN.)						
LOCATION	SIDE	STA.	TO	STA.	SF	TONS
SECOND STREET	LT	09+93.00	-	13+69.06	3315.13	41.0
SECOND STREET	RT	09+93.00	-	13+69.06	4895.905	60.5
SECOND STREET	LT	14+74.97	-	18+58.60	4787.398	59.2
SECOND STREET	RT	14+72.09	-	18+58.60	4827.916	59.7
SECOND STREET	CT	10+25.44	-	10+25.44	186.4	2.4
TOTAL =					222.8	

BITUMINOUSE PAVEMENT MIXTURE P64-22 (BASE) (5 IN.)						
LOCATION	SIDE	STA.	TO	STA.	SF	TONS
2ND STREET	LT	09+93.00	-	13+69.06	3315.13	102.4
2ND STREET	RT	09+93.00	-	13+69.06	4895.905	151.2
2ND STREET	LT	14+74.97	-	18+58.60	4787.398	147.8
2ND STREET	RT	14+72.09	-	18+58.60	4827.916	149.1
2ND STREET	CT	10+25.44	-	10+25.44	186.4	5.8
TOTAL =					556.3	

CONCRETE PAVEMENT (8 IN. NON-REINFORCED)						
LOCATION	SIDE	STA.	TO	STA.	SF	SY
2ND STREET	LT	10+39.97	-	10+76.76	680.574	75.6
2ND STREET	RT	11+06.41	-	11+45.41	369.80	41.1
2ND STREET	LT		STP-01W		424.785	47.2
2ND STREET	LT		STP-04W		73.27	8.1
2ND STREET	RT		STP-08E		269.73	30.0
TOTAL =					202.0	

INTEGRAL RETAINING WALL W/ REINFORCING						
LOCATION	SIDE	STA.	TO	STA.	AVG. HEIGHT (FT.)	CY
2ND STREET	LT	10+14.57	-	10+33.97	0.68	0.6
2ND STREET	LT	10+86.42	-	11+01.82	1.44	0.7
2ND STREET	LT	11+17.92	-	11+45.98	2.18	1.6
2ND STREET	LT	11+54.91	-	11+89.53	2.19	2.0
2ND STREET	LT	12+02.11	-	12+21.03	1.24	0.8
2ND STREET	LT	12+26.43	-	12+52.84	0.95	0.9
2ND STREET	LT	12+79.61	-	13+04.58	1.14	1.0
2ND STREET	LT	13+17.47	-	13+69.06	0.95	1.8
2ND STREET	LT	15+01.35	-	15+13.22	0.5	0.3
2ND STREET	LT	15+17.91	-	15+35.61	0.76	0.5
2ND STREET	LT	15+40.17	-	15+57.44	0.68	0.5
2ND STREET	LT	15+92.43	-	16+08.42	0.42	0.4
2ND STREET	LT	16+18.67	-	16+31.03	0.45	0.3
2ND STREET	LT	16+35.60	-	16+59.20	0.67	0.7
2ND STREET	LT	16+70.36	-	16+83.02	0.32	0.3
2ND STREET	LT	16+89.00	-	17+08.72	0.65	0.6
2ND STREET	LT	17+18.49	-	17+29.44	0.45	0.3
2ND STREET	LT	17+33.44	-	17+50.41	1.06	0.6
2ND STREET	LT	17+55.17	-	17+66.21	0.51	0.3
2ND STREET	RT	11+67.14	-	11+78.14	0.46	0.3
2ND STREET	RT	12+70.36	-	12+90.45	0.47	0.5
2ND STREET	RT	13+08.67	-	13+24.10	0.36	0.4
2ND STREET	RT	14+84.21	-	15+35.50	0.96	1.8
2ND STREET	RT	15+40.50	-	15+75.00	1.22	1.4
2ND STREET	RT	15+87.52	-	16+09.75	0.87	0.7
2ND STREET	RT	16+14.70	-	16+36.17	0.77	0.7
2ND STREET	RT	16+42.43	-	16+54.61	0.42	0.3
2ND STREET	RT	16+79.71	-	16+91.01	0.57	0.3
2ND STREET	RT	17+00.33	-	17+21.71	1.64	1.0
2ND STREET	RT	17+38.22	-	17+46.16	0.35	0.2
2ND STREET	RT	17+51.78	-	17+59.77	0.4	0.2
2ND STREET	RT	17+65.06	-	17+73.95	0.44	0.2
TOTAL =					22.1	

(BID ALT) CONCRETE PAVEMENT (7 IN. NON-REINF)					
LOCATION		STA.	TO	STA.	SY
2ND STREET	LT	09+93.00	-	13+69.06	3315.13
2ND STREET	RT	09+93.00	-	13+69.06	4895.905
2ND STREET	LT	14+74.97	-	18+58.60	4787.398
2ND STREET	RT	14+72.09	-	18+58.60	4827.916
2ND STREET	CT	10+25.44	-	10+25.44	186.4
TOTAL =					2001.3

CONCRETE CURB RAMP					
STA.	TO	STA.	SIDE	SF	SY
09+96.64	-	10+10.04	LT	62.90	7.0
09+96.22	-	10+09.29	RT	62.74	7.0
13+41.27	-	13+60.27	RT	60.72	6.7
13+46.64	-	13+59.64	LT	36.80	4.1
14+74.97	-	14+86.97	LT	39.88	4.4
16+57.62	-	16+76.62	RT	60.30	6.7
18+03.39	-	18+22.40	LT	54.45	6.0
18+32.73	-	18+38.19	RT	35.90	4.0
18+32.59	-	18+38.06	LT	36.91	4.1
18+43.40	-	18+55.39	RT	39.94	4.4
18+41.55	-	18+55.17	LT	38.33	4.3
TOTAL =				58.7	

TRUNCATED DOMES					
STA.	TO	STA.	SIDE	SF	
09+97.09	-	09+99.09	LT	10	
09+97.09	-	09+99.09	RT	10	
10+04.54	-	10+09.54	LT	10	
10+04.54	-	10+09.54	RT	10	
13+54.64	-	13+59.64	LT	10	
13+48.27	-	13+53.27	RT	10	
14+74.97	-	14+79.97	LT	10	
16+64.62	-	16+69.62	RT	10	
18+10.39	-	18+15.39	LT	10	
18+32.69	-	18+37.66	RT	10	
18+32.60	-	18+37.61	LT	10	
18+53.40	-	18+55.40	RT	10	
18+53.25	-	18+55.25	LT	10	
TOTAL =				130	

CONCRETE SIDEWALK, 6 IN.					
LOCATION	STA.	TO	STA.	SF	SY
2ND STREET	09+96.64	-	13+69.06	8891.107	987.9
2ND STREET	14+36.11	-	18+55.51	9385.883	1042.9
2ND STREET		STP-05E		90.445	10.0
2ND STREET		STP-04W		790.965	87.9
2ND STREET		STP-08E		77.065	8.6
TOTAL =				2137.3	

CURB & GUTTER TYPE A					
LOCATION	SIDE	STA.	TO	STA.	LF
SECOND STREET	LT	15+53.44	-	15+96.43	43
TOTAL =					43

*CURB & GUTTER QUANTITIES TAKEN FROM BACK OF CURB

CURB & GUTTER TYPE B					
LOCATION	SIDE	STA.	TO	STA.	LF
2ND STREET	LT	09+96.22	-	09+97.09	8
2ND STREET	LT	09+96.83	-	10+04.54	12
2ND STREET	LT	10+09.54	-	10+39.97	30
2ND STREET	LT	10+76.76	-	13+54.64	294
2ND STREET	LT	13+59.64	-	13+69.06	10
2ND STREET	LT	14+79.97	-	15+53.44	95
2ND STREET	LT	15+96.43	-	18+10.29	250
2ND STREET	LT	18+15.39	-	18+32.60	53
2ND STREET	LT	18+38.15	-	18+58.20	15
2ND STREET	RT	18+49.97	-	18+55.53	12
2ND STREET	RT	18+55.25	-	18+37.60	27
2ND STREET	RT	18+32.60	-	16+76.62	177
2ND STREET	RT	16+57.62	-	14+72.08	186
2ND STREET	RT	13+69.06	-	13+60.27	10
2ND STREET	RT	13+41.27	-	11+45.41	196
2ND STREET	RT	11+06.41	-	10+09.29	102
2ND STREET	RT	10+03.79	-	09+96.45	15
2ND STREET	RT	09+96.66	-	10+03.26	18
2ND STREET	LT		STP-01W		12.3
TOTAL =					1522

CURB & GUTTER TYPE C					
LOCATION	SIDE	STA.	TO	STA.	LF
2ND STREET	LT	10+85.49	-	13+69.06	318
TOTAL =					318

*CURB & GUTTER QUANTITIES TAKEN FROM BACK OF CURB

TYPE 5 AGGREGATE BASE, 6 IN. (BIKE/PEP)			
STA.	TO	STA.	SY
09+93.00	-	18+58.60	2210.4
TOTAL =		2210.4	

CURB RAMP CURB & GUTTER					
LOCATION	SIDE	STA.	TO	STA.	LF
2ND STREET	LT	09+97.09	-	-	5
2ND STREET	RT	09+97.09	-	-	5
2ND STREET	LT	10+04.54	-	10+09.54	5
2ND STREET	RT	10+04.54	-	10+09.54	5
2ND STREET	RT	13+48.27	-	13+53.27	5
2ND STREET	LT	13+54.64	-	13+59.64	5
2ND STREET	RT	16+64.62	-	16+69.62	5
2ND STREET	LT	18+10.39	-	18+15.39	5
2ND STREET	LT	18+32.60	-	18+37.60	5
2ND STREET	RT	18+32.69	-	18+37.66	5
2ND STREET	LT	18+55.25	-	-	5
2ND STREET	RT	18+55.25	-	-	5
TOTAL =					60

*CURB & GUTTER QUANTITIES TAKEN FROM BACK OF CURB

DRIVEWAY CURB & GUTTER					
LOCATION	SIDE	STA.	TO	STA.	LF
SECOND STREET	RT	11+06.41	-	11+45.41	39
TOTAL =					39

*CURB & GUTTER QUANTITIES TAKEN FROM BACK OF CURB

4 IN. WHITE STANDARD WATERBORNE PAVEMENT MARKING PAINT, TYPE P BEADS					
LOCATION	SIDE	STA.	TO	STA.	LF
2ND STREET	RT	10+10.98	-	11+00.05	209
2ND STREET	LT	10+85.49	-	13+17.47	457
2ND STREET	RT	12+06.87	-	13+27.82	224
2ND STREET	RT	14+59.64	-	16+30.16	334
2ND STREET	LT	15+00.42	-	17+89.39	523
2ND STREET	RT	16+85.01	-	18+32.18	340
TOTAL =					2087

INTERNATIONAL SYMBOL OF ACCESSIBILITY (PARKING SYMBOL)					
LOCATION	SIDE	STA.	TO	STA.	EA
SECOND STREET	RT	11+64.33	-	-	1
SECOND STREET	RT	11+86.11	-	-	1
SECOND STREET	RT	13+47.91	-	-	1
SECOND STREET	LT	13+47.20	-	-	1
SECOND STREET	LT	13+54.86	-	-	1
SECOND STREET	LT	14+75.18	-	-	1
SECOND STREET	RT	16+41.28	-	-	1
SECOND STREET	RT	16+63.06	-	-	1
SECOND STREET	LT	18+10.15	-	-	1
TOTAL =					9

6 IN. WHITE STANDARD WATERBORNE PAVEMENT MARKING PAINT, TYPE P BEADS					
LOCATION	SIDE	STA.	TO	STA.	LF
2ND STREET	CL	10+03.79	-	-	30
2ND STREET	CL	10+10.29	-	-	30
2ND STREET	CL	18+32.19	-	-	28
2ND STREET	CL	18+38.60	-	-	30
				TOTAL =	118