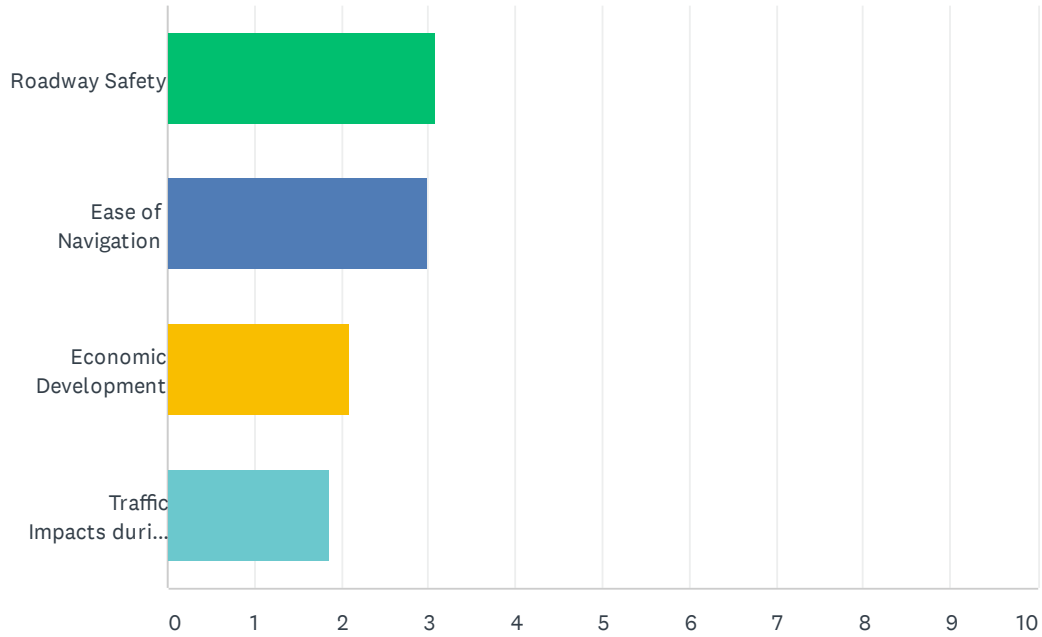


## Q1 Please rank in order of importance to you:

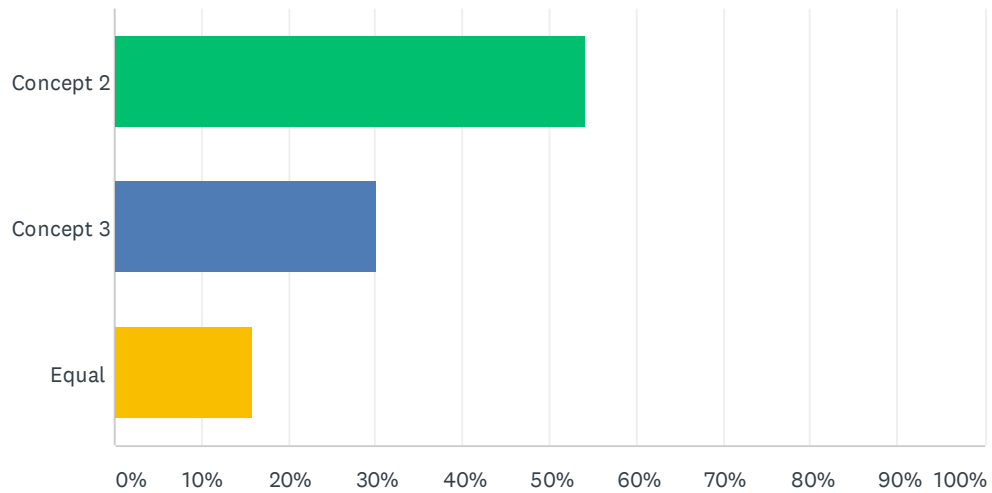
Answered: 189 Skipped: 10



	1	2	3	4	TOTAL	SCORE
Roadway Safety	43.01% 80	30.11% 56	18.82% 35	8.06% 15	186	3.08
Ease of Navigation	31.02% 58	42.25% 79	21.39% 40	5.35% 10	187	2.99
Economic Development	12.90% 24	16.67% 31	37.10% 69	33.33% 62	186	2.09
Traffic Impacts during Construction	14.13% 26	10.33% 19	22.83% 42	52.72% 97	184	1.86

## Q2 Which option do you believe is the safest for drivers on U.S. Route 60?

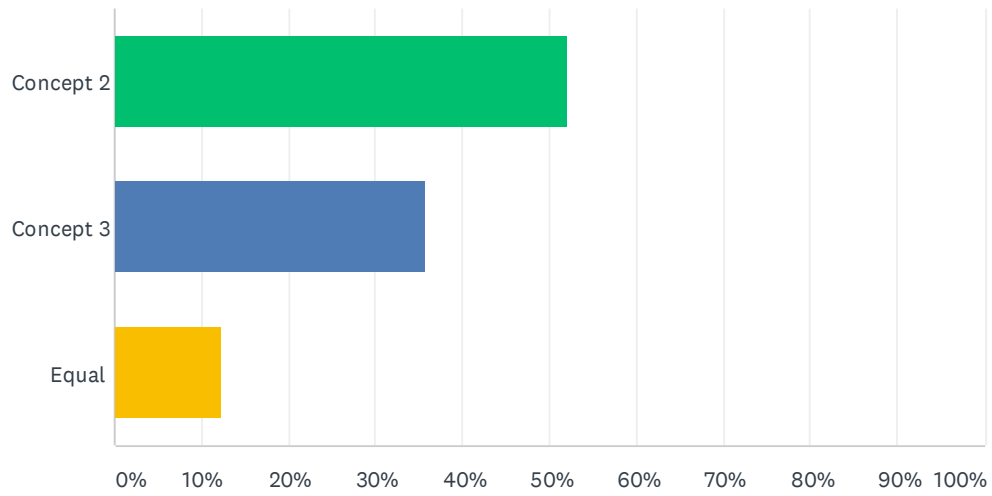
Answered: 196 Skipped: 3



ANSWER CHOICES		RESPONSES	
Concept 2		54.08%	106
Concept 3		30.10%	59
Equal		15.82%	31
TOTAL			196

### Q3 Which option do you believe is the safest for drivers on Missouri Route 125?

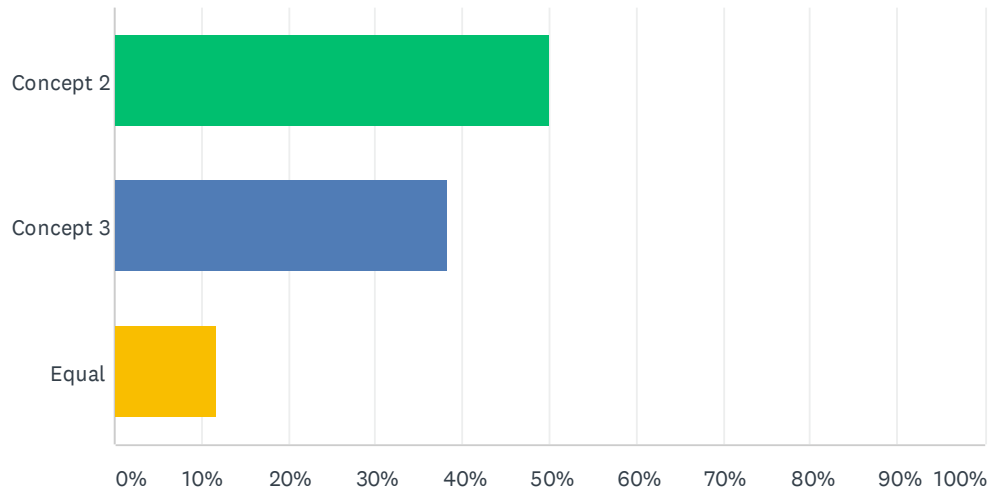
Answered: 196 Skipped: 3



ANSWER CHOICES		RESPONSES	
Concept 2		52.04%	102
Concept 3		35.71%	70
Equal		12.24%	24
TOTAL			196

## Q4 Which option would be the easiest for you to navigate?

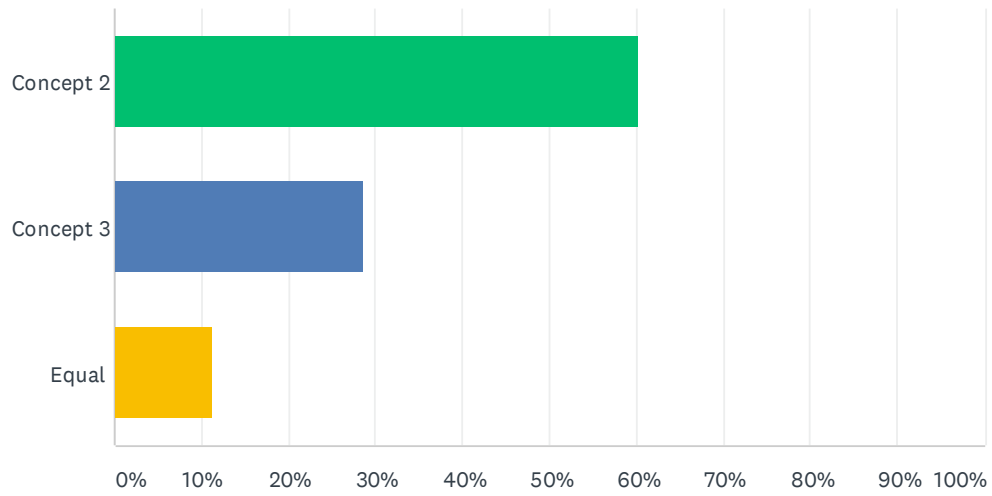
Answered: 196 Skipped: 3



ANSWER CHOICES	RESPONSES	
Concept 2	50.00%	98
Concept 3	38.27%	75
Equal	11.73%	23
TOTAL		196

## Q5 Which option provides the most potential for long-term economic development?

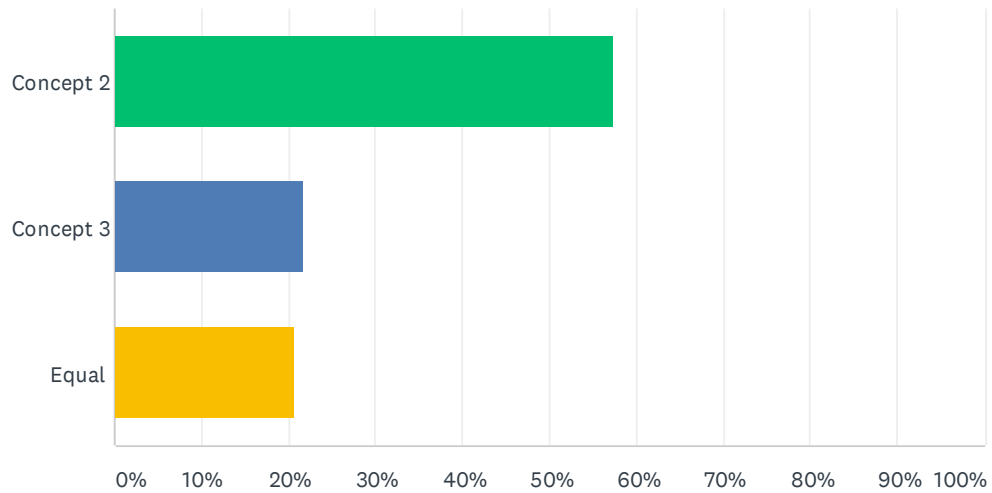
Answered: 196 Skipped: 3



ANSWER CHOICES		RESPONSES	
Concept 2		60.20%	118
Concept 3		28.57%	56
Equal		11.22%	22
TOTAL			196

## Q6 Which option do you believe would impact you less during construction?

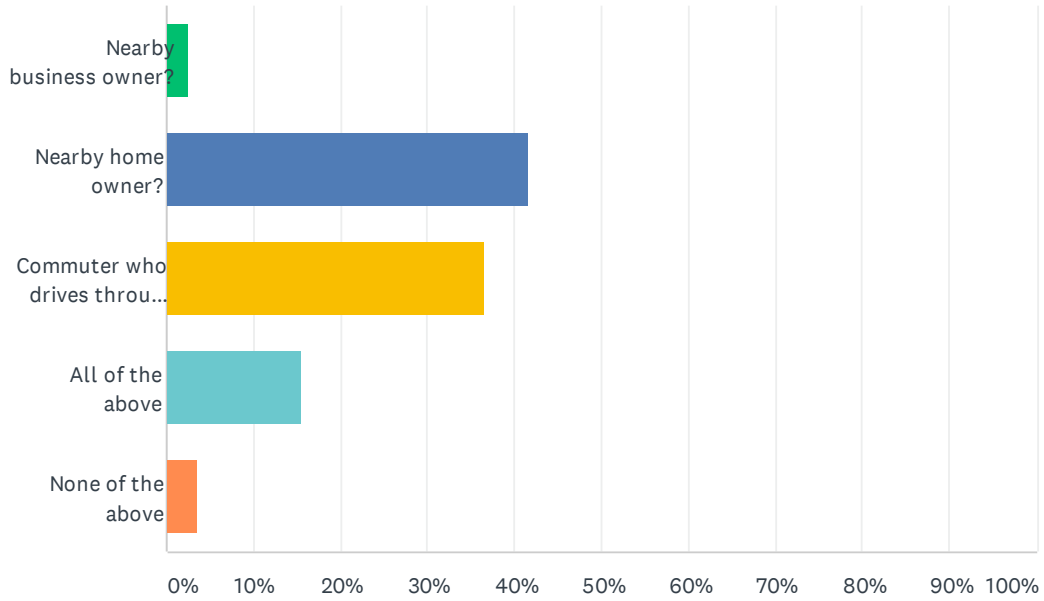
Answered: 197 Skipped: 2



ANSWER CHOICES	RESPONSES	
Concept 2	57.36%	113
Concept 3	21.83%	43
Equal	20.81%	41
TOTAL		197

## Q8 Are you a...

Answered: 199 Skipped: 0



ANSWER CHOICES	RESPONSES
Nearby business owner?	2.51% 5
Nearby home owner?	41.71% 83
Commuter who drives through the intersection?	36.68% 73
All of the above	15.58% 31
None of the above	3.52% 7
<b>TOTAL</b>	<b>199</b>