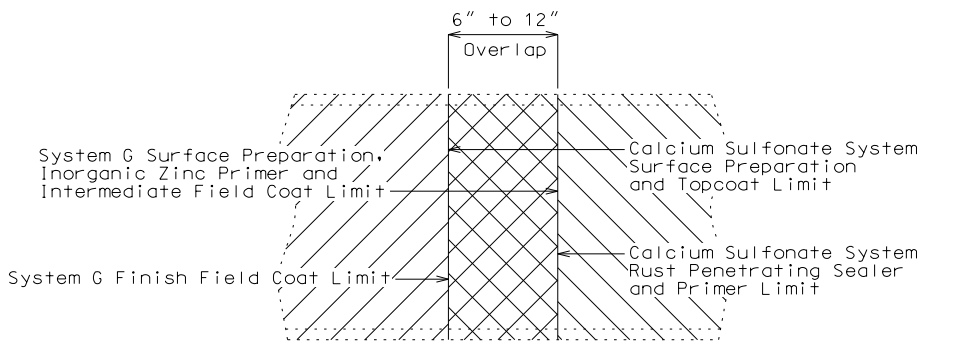
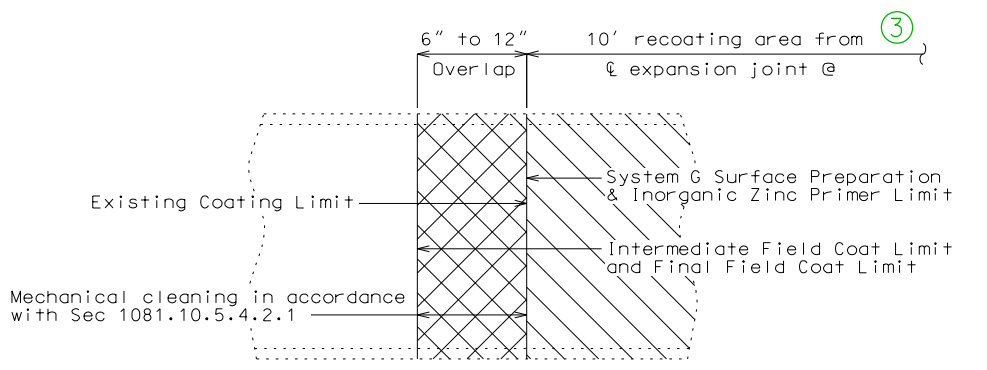


STANDARD DRAWING GUIDANCE (do not show on plans):


- ① This detail is used for overlapping new coating on a new different coating.
- ② This detail is used for overlapping new coating on existing coating (i.e. blast cleaning required to roughen existing coating).
- ③ Add location or leave blank.
- ④ Add notes as needed from EPG 751.50 Standard Detailing Notes A4a1.26 or A4a1.27.



① PART ELEVATION SHOWING LIMITS OF PAINT OVERLAP  
(Vertical or horizontal paint limit. Horizontal limit shown)



② PART ELEVATION SHOWING LIMITS OF PAINT OVERLAP  
(Vertical or horizontal paint limit. Horizontal limit shown)

MISSOURI HIGHWAYS AND TRANSPORTATION COMMISSION  105 WEST CAPITOL JEFFERSON CITY, MO 65102 1-888-ASK-MODOT (1-888-275-6636)	DATE PREPARED	7/9/2021
	ROUTE	STATE
	DISTRICT	SHEET NO.
	COUNTY	
	JOB NO.	
	CONTRACT ID.	
	PROJECT NO.	
	BRIDGE NO.	RHB07
	DESCRIPTION	
	DATE	

REV. IF A SEAL IS PRESENT ON THIS SHEET IT HAS BEEN ELECTRONICALLY SEALED AND DATED.