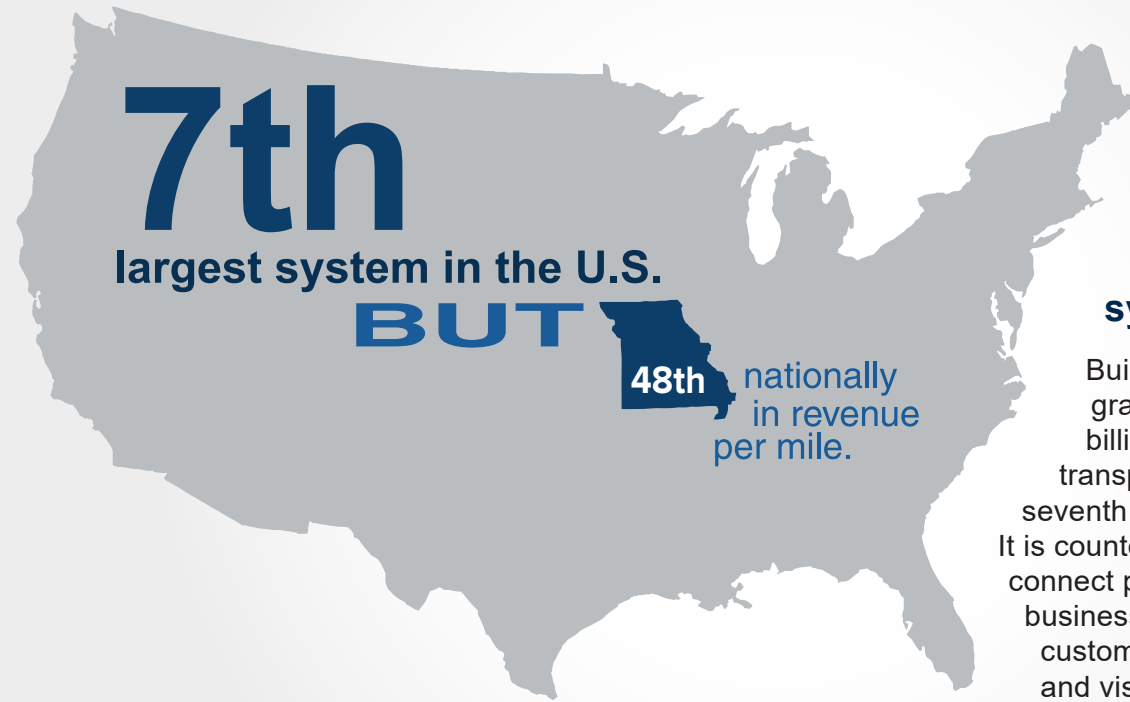


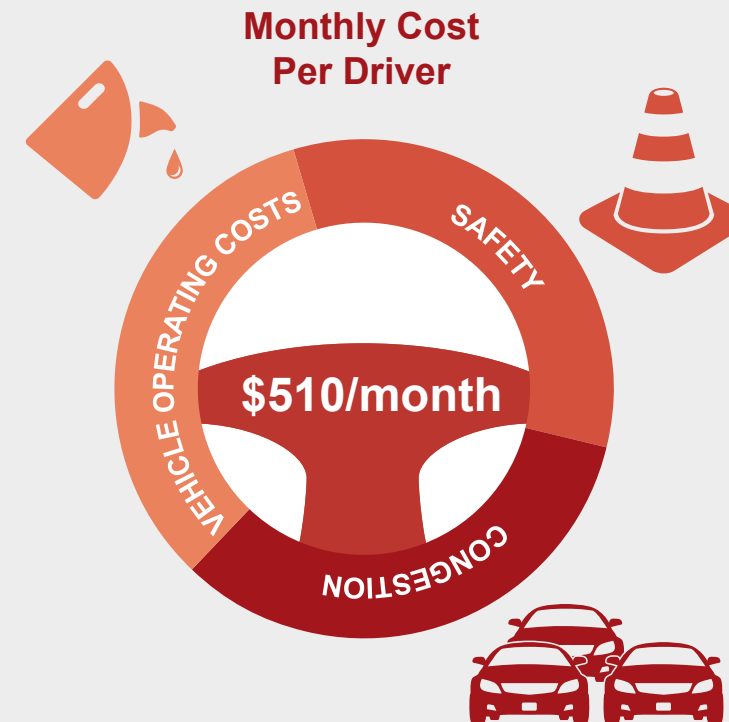
# CITIZEN'S GUIDE TO TRANSPORTATION FUNDING IN MISSOURI

[www.modot.org/guidetotransportation](http://www.modot.org/guidetotransportation)



The citizens of the state of Missouri own a tremendous asset – the state transportation system.

Built by our parents and grandparents and funded by \$58 billion in user fees, Missouri's transportation system is the nation's seventh largest state highway system. It is counted on to safely and reliably connect people with jobs and services, businesses with suppliers and customers, students with schools and visitors with destinations.



## HOW MUCH DO CURRENT ROADWAY CONDITIONS COST MISSOURIANS?

Missourians pay a relatively small amount per month to use the state system of roads and bridges. The average Missouri driver pays about \$32 per month in state and federal transportation taxes and fees. That's far less than what the average Missourian pays for cell phone service, cable television or internet service.

But there are also hidden transportation costs that Missourians may not realize they are absorbing when they sit on congested highways, drive on rough roads or experience vehicle crashes.

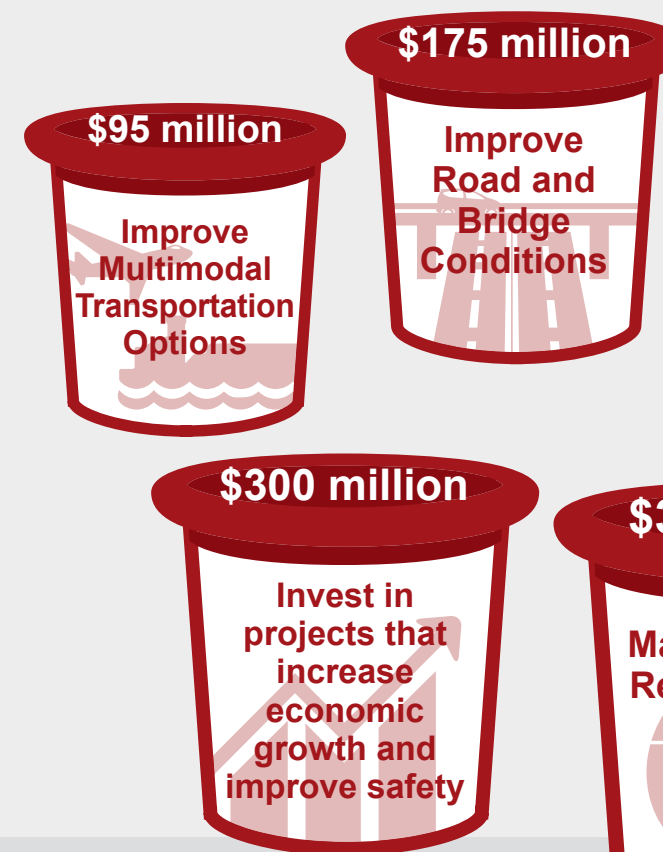
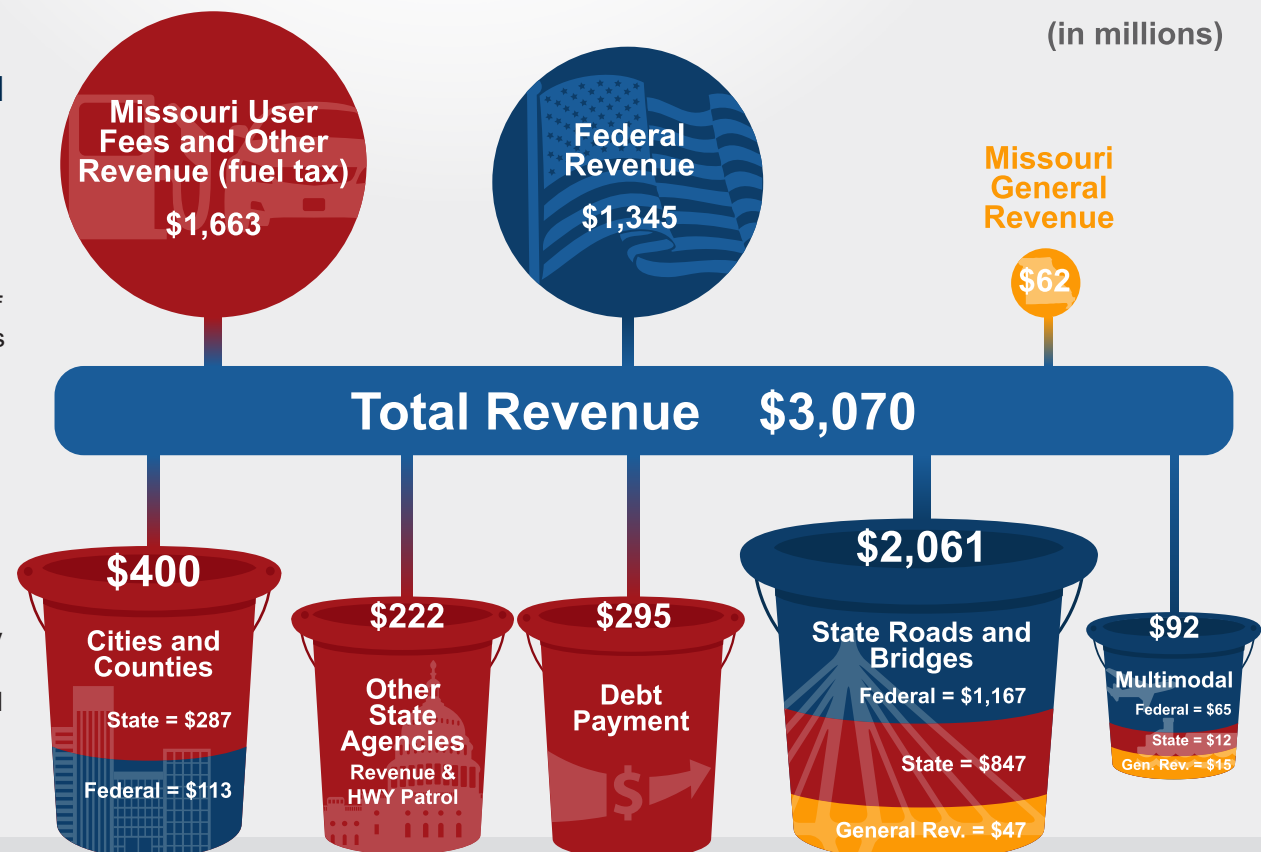
How much do you pay?  
Go to [www.modot.org/TransportationDollars/TransportationDollars.html](http://www.modot.org/TransportationDollars/TransportationDollars.html)



## MISSOURI TRANSPORTATION FUNDING

In 2021, 54% of Missouri's transportation revenue came from state user fees and 44% from federal revenue. A small fraction of funds came from Missouri's General Revenue Fund, which receives revenue from the state income tax and the state's general sales tax.

The revenue is distributed into five "buckets" for various transportation purposes as determined by state law. Each bucket has a unique blend of state and federal revenue.



## HIGH-PRIORITY UNFUNDED ANNUAL TRANSPORTATION NEEDS

Input from Missourians resulted in five goals for the state's transportation system over the next 20 years:

1. Take care of the transportation system and services we enjoy today.
2. Keep all travelers safe – no matter the mode of transportation.
3. Invest in projects that spur economic growth and create jobs.
4. Give Missourians better transportation choices.
5. Improve reliability and reduce congestion on Missouri's transportation system.

[www.modot.org/guidetotransportation](http://www.modot.org/guidetotransportation)

Missouri Department of Transportation  
1-888-ASK-MoDOT  
modot.org



# MoDOT RESULTS

www.modot.org/Results

Safety. Service. Stability.

## MoDOT DELIVERS RESULTS

Through innovation and efficiency, MoDOT redirected **\$5.4 billion** to roads and bridges.



2007, MoDOT has documented than **\$5.4 billion** in one-time or on-going savings. This includes redirection of \$97 million in efficiency savings in 2021 to roads and bridges and \$747 million in savings to our customers. In the last 13 years, efficiencies and safety enhancements resulted in an estimated 863 lives saved.

RESULTS

MoDOT Savings:  
**\$5.4 BILLION**

Customer Savings:  
**\$9.0 BILLION**

Additional Funding:  
**\$1.9 BILLION**

### CARES Act Brings Relief to Transit and Airports

The Missouri Department of Transportation helped administer COVID-19 relief funds during FY 2021 to projects supporting non-highway transportation modes. More than **\$3.6 million** of those funds supported Missouri River Runner passenger rail during FY 2021. CARES Act supplied rural public transportation with \$61.8 million; CRRSAA supplied specialized services to seniors and individuals with disabilities with more than \$850,000; and ARPA supplied rural public transportation, intercity bus service, Rural Transportation Assistance Program and Enhanced Mobility of Seniors and Individuals with Disabilities program with \$12.9 million.



**\$1.7 Billion**  
Redirected to Roads  
and Bridges



**KEEPING ALL TRAVELERS SAFE**

**\$9 Billion in Crash-Reduction Benefits**

**824 Lives Saved**



### Addressing Missouri's Unbuckled Fatalities

A recent survey showed **88%** of Missouri motorists are buckling up - an increase from the previous year's 86% and matching the highest rate Missouri has ever recorded. But the unbuckled 12% make up a majority of the state's roadway fatalities, which spiked in 2020 despite a decrease in traffic volume. More than two-thirds of the drivers and passengers killed in traffic crashes last year were not wearing a seat belt.

*Innovation is woven into MoDOT's culture and is embraced by our partners.*



### Focus on Bridges Hits Major Milestones

Gov. Mike Parson's "Focus on Bridges" program saw several significant milestones in Fiscal Year 2021. By the end of June 2021 there were:

- 197 bridges under contract.
- 120 bridges completed in the program.
- 34 bridges under construction.

Last December, the program's 100th bridge opened in Livingston County on Route 190 over the Thompson River and another 20 were added before the end of the fiscal year.

The program has freed up **\$301 million** from the Statewide Transportation Improvement Program for new transportation improvement projects.



**\$1.8 Billion in Additional Funds**

### DELIVERING RESULTS

*We continue to complete projects on budget and on time.*

**State Fiscal Year 2021**  
440 projects completed

4.3% under budget  
89% completed on time.

**Over the last 10 years**  
4,300 projects worth  
\$10.9 billion completed

6.4% (\$748 million) under budget  
93% completed on time.

