


30 **J9S3060**

Rte. W, New Madrid County, Bridge over Ash Slough Ditch (A0159)

Legend

 Bridge A0159 over Ash Slough Ditch

Ae Bridge A0159 over Ash Slough Ditch

W

Kewanee

Arter St

Arz
JD

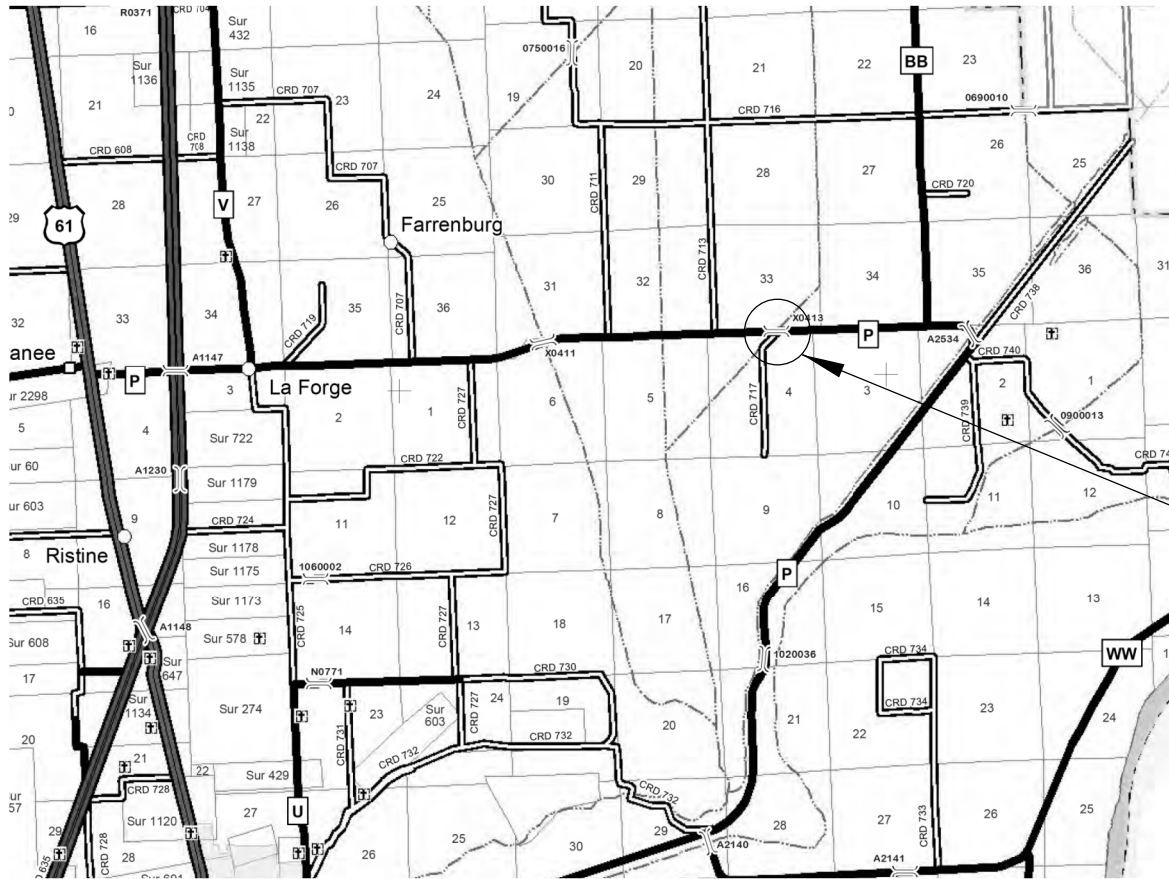
613

Google Earth

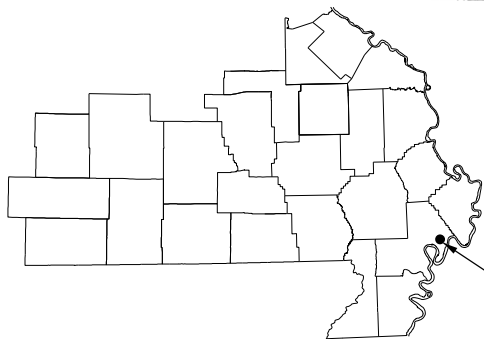
© 2017 Google



4000 ft



PROJECT LOCATION
X0413 OVER MAPLE
SLOUGH DITCH



PROJECT
LOCATION


LOCATION SKETCH
ROUTE P
NEW MADRID COUNTY
JOB NO: J9S3230

IF A SEAL IS PRESENT ON THIS SHEET IT HAS BEEN ELECTRONICALLY SEALED AND DATED.

J9S3033

Rte. B, New Madrid County, Bridge over Ditch No. 258 (N0649)

Legend

 Bridge N0649 over Ditch No. 258

162

B

274

 Bridge N0649 over Ditch No. 258

375

363

Pp

Google Earth

© 2017 Google



4000 ft

J9S3067


80

Aa


Rte. P, New Madrid County, Bridge over St. John's Diversion Ditch (X0411)

Legend

102

 Bridge X0411 over St. John's Ditch

Bb

 Bridge X0411 over St. John's Ditch

X0411

Google earth

© 2017 Google



4 mi