



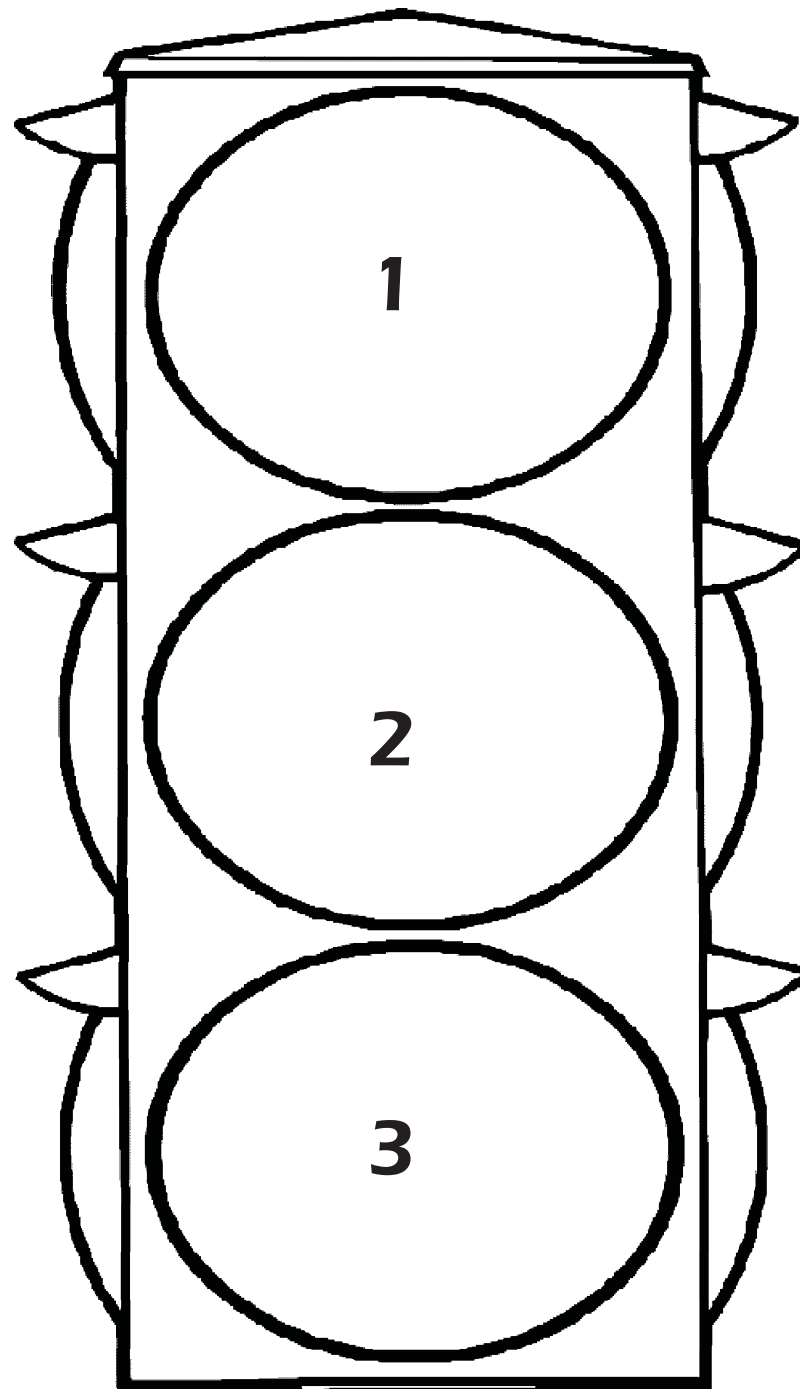
MISSOURI DEPARTMENT OF TRANSPORTATION
COLORING BOOK



888-275-6636
modot.org/kansascity
facebook.com/MoDOT.KansasCity
twitter.com/MODOT_KC

Traffic Light

Color this traffic light by the numbers on the light. 1= red; 2 = yellow, 3 = green




What does a red light mean?


What does a yellow light mean?

What does a green light mean?


Travel Bingo




Travel Bingo Directions: Begin by coloring in your playing card. Once everyone is ready, appoint one person to be the caller. This person looks out of the car window to spot things on the cards. As they call things out, cross them off of your card. The first person to make a five-block line wins!



The Missouri Department of Transportation works to keep 32,000 miles of roads safe and smooth in Missouri.




MoDOT also works with transportation needs for planes, trains, and ships.




Be safe when driving, and always buckle up.



Follow all traffic laws when on the road.






The Missouri Department of Transportation and construction contractors work together to build roads.



"Always cross in front of the school bus. Never run or try to cross behind the bus. It's just not safe!"

"Look both ways before crossing streets to and from the bus stop.
Stop! Look! And Listen!"



Large machines like bull dozers and rollers help construction workers build and fix roads.


Find the words about **vehicles**, listed below, in the word search grid. There's one word for each letter of the alphabet. Circle each letter one by one. Each letter of the *vehicles word search puzzle* grid may be used in more than one word. **When the word search puzzle is complete, read the remaining letters left to right, top to bottom, to learn an interesting fact about a vehicle.**

Alphabet Vehicles Word Search Puzzle


T E H S E R R E T H G I E R F
 E L E A U R E X T R A I L T N
 W I G A R B A G E T R U C K A
 I B A C E A W S W M A N Y C S
 Y O I T A N K A Y B K A C U S
 H M R C I C G Y Y P C C I R I
 E S R L Y O E S W H E V N T N
 L D A O N C R L T D W E U M A
 I L C R A I L R O A D H J A I
 C O Y I D T S E U Q E I T E R
 O H R A N P O L I C E C A R P
 P D U M P T R U C K M L O C L
 T T X O R N I L E P P E Z E A
 E C U M I N I V A N A R S C N
 R E L E E H W N E E T H G I E

ALPHABETIC VEHICLES WORD LIST

AIRPLANE	JEEP	SUBWAY
BICYCLE	KAYAK	TANK
CARRIAGE	LUXURY CAR	UNICYCLE
DUMPTRUCK	MINIVAN	VEHICLE
EIGHTEEN WHEELER	NISSAN	WAGON
FREIGHTER	OLDSMOBILE	X-TRAIL
GARBAGE TRUCK	POLICE CAR	YACHT
HELICOPTER	QUEST	ZEPELIN
ICE CREAM TRUCK	RAILROAD	





Buckle up!




14 Look left, right and left again before crossing the street. Be sure to follow traffic signs when crossing the street.

Find the Difference


Nine things in the picture on the bottom are missing or different in the picture on the top.
Can you find them all?



How fast can you
'drive' to the finish line?



Get Ready... Get Set... Go!




Finish Line



Be safe when riding your bike or skateboard. Use protective helmets and pads, and follow safety road rules

Bike Safety

Match the sentence on the left side of the page with a picture that shows the action.
Write the sentences in order.

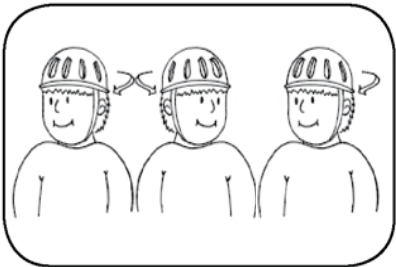



Look left-right-left before crossing.

Stop at the corner.

Walk your bike across the street.

Get off your bike.



1. _____

2. _____



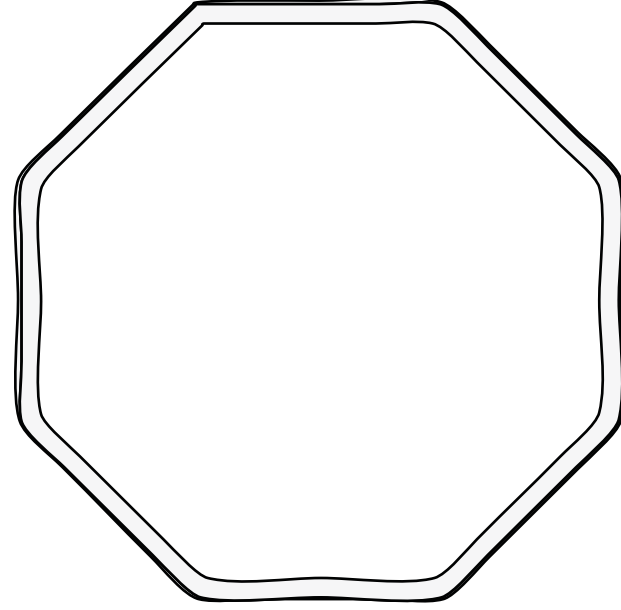
3. _____

4. _____

Be safe when riding your bike

Do You Know This Sign?

Fill in the words and color these signs

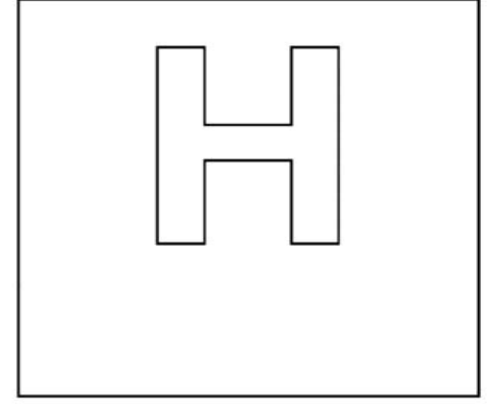


Write the meaning for the signs under each sign.

1



4



2



5



3



6

