

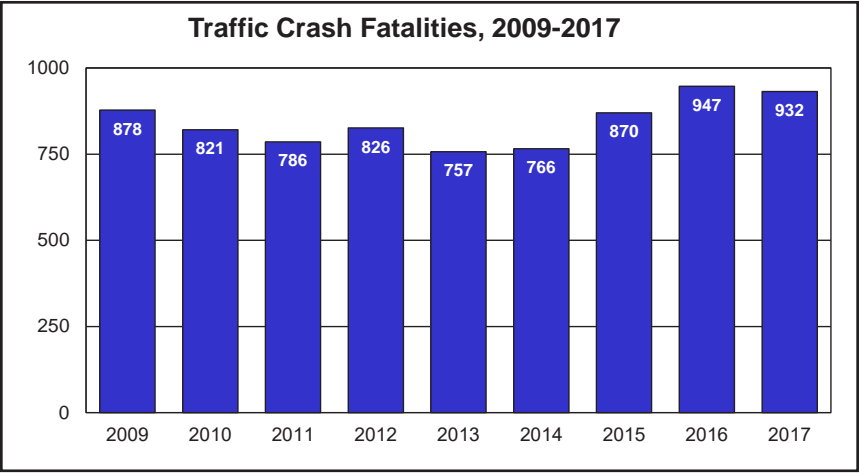
Other Transportation Services

Multimodal Operations & Motor Carrier Services

MoDOT’s mission includes responsibility for other modes of transportation such as rail, river, air and public transportation. In these areas, most of MoDOT’s funding comes from federal sources or from state funds that must be appropriated by the Legislature because the State Road Fund revenues are constitutionally required to be spent on roads and bridges.

- **Aviation** – Missouri has 122 public-use airports and 35 business-capable airports.
- **Railroads** – Missouri has 4,200 miles of mainline railroad track. Kansas City and St. Louis are the nation’s second- and third-largest freight rail hubs. Missouri has the 10th largest rail network with the 4th most tonnage carried.
- **Waterways** – Missouri has 1,050 miles of navigable rivers and 14 public river ports, including St. Louis that is the 3rd largest inland port in the U.S.
- **Public Transit** – Some 58 million public transit trips are made by Missourians per year. Some form of public transportation exists in all 114 Missouri counties and the City of St. Louis.
- **Freight Development** – Missouri is ideally suited to become a national freight leader due to its extensive transportation network and central U.S. location. Trucks, planes, barges and trains in Missouri move 1 billion tons of freight each year valued at more than \$1 trillion.
- **Bicycle & Pedestrian** – MoDOT has approximately 600 miles of shared-use paths on the state system, and works with planning partners to create transportation facilities that accommodate non-motorized travel.
- **Motor Carrier Services** - Motor Carrier Services helps commercial motor carriers get the information, credentials and permits they need to conduct business in Missouri. MCS also enforces safety and economic regulations, making the highway a more fair and safe workplace.

Safety



For more information, go to www.savemolives.com

Since 2005, traffic fatalities on Missouri roadways have fallen to the lowest totals since the late 1940s. Through research and analysis of traffic crash data, MoDOT’s Traffic and Highway Safety Division develops programs that address high-risk driver behaviors such as impaired driving, failure to use safety belts and child safety seats, speeding and distracted driving.

MoDOT works with safety advocates across the state to implement Missouri’s Blueprint – A Partnership Toward Zero Deaths. The aim of the blueprint is to reduce the number of traffic fatalities and reach a goal of 700 or fewer, with the ultimate goal of zero.

As part of the Missouri Coalition for Roadway Safety, MoDOT assists in strategic implementation of safety measures in the areas of education, enforcement, engineering and emergency medical services to reduce the number of fatal and disabling injury accidents on Missouri roadways.

MEET MoDOT

April 2019

Committed to Transportation

Our mission is to provide a world-class transportation system that is safe, innovative, reliable and dedicated to a prosperous Missouri.

MoDOT designs, builds and maintains roads and bridges and works to improve airports, river ports, railroads, public transit systems and pedestrian and bicycle travel. The agency also administers motor carrier and highway safety programs.

SAFETY

SERVICE

STABILITY


MoDOT Leadership

Director Patrick McKenna	Deputy Director and Chief Engineer Ed Hassinger
Asst. Chief Engineer Eric Schroeter	Chief Financial Officer Brenda Morris
Chief Safety and Operations Officer Becky Allmeroth	Chief Administrative Officer Micki Knudsen
Chief Counsel Rich Tiemeyer	

Missouri Highways and Transportation Commission

The Missouri Highways and Transportation Commission is a six-member, bipartisan board that governs the Missouri Department of Transportation. Commission members are appointed for six-year terms by the governor and are confirmed by the Missouri Senate. No more than three commission members may be of the same political party. The commission appoints the MoDOT director and the secretary to the commission. The director is responsible for appointing or hiring all other employees.

Chair Michael Pace, West Plains	Vice Chair Gregg Smith, Clinton	Commissioner Terry Ecker, Elmo
Commissioner John Briscoe, New London	Commissioner Tom Waters, Jr., Orrick	Commissioner Robert Brinkmann, St. Albans
Commission Secretary Pamela Harlan		



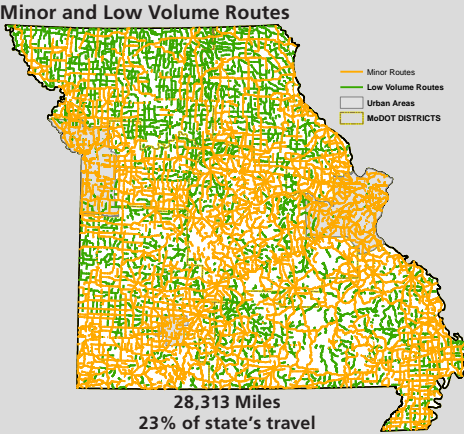
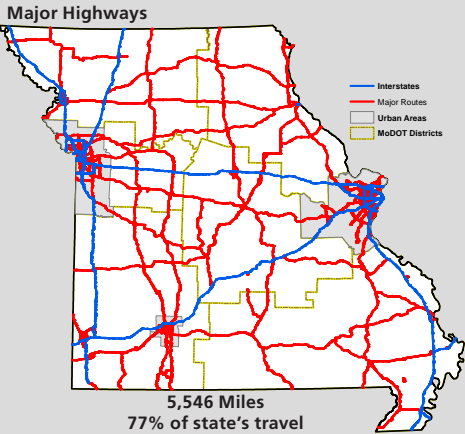
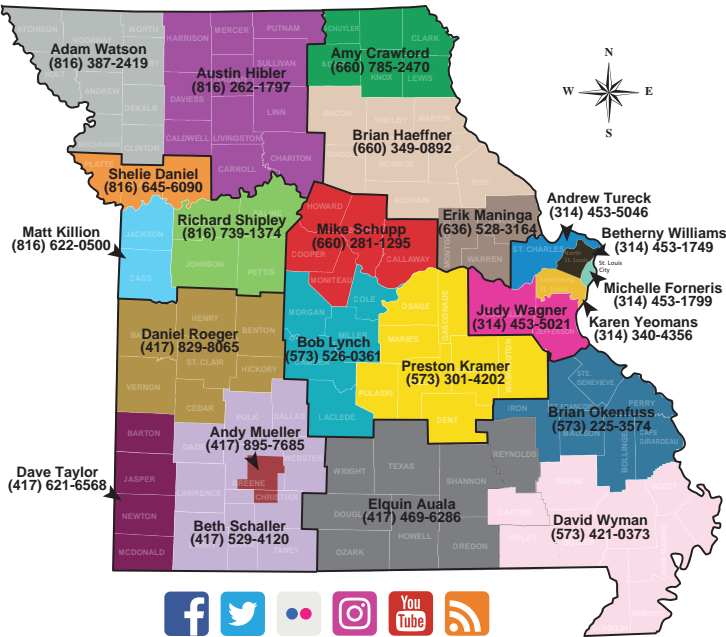
Contacting MoDOT

Area Engineers

To make MoDOT even more accessible to the communities they serve, the department has restructured the role of the area engineer to include direct communication and interaction with each community. Area Engineers can answer questions from the public, meet with media, or speak to groups and organizations about transportation in Missouri. Find out who your area engineer is by referencing the color coded map (right).



1-888-ASK MODOT (275-6636)
www.modot.org



Highways and Bridges

MoDOT plans, designs, constructs and maintains 33,859 miles of highways and 10,385 bridges – the nation’s seventh largest state highway system, with more miles than Iowa, Nebraska and Kansas’ systems combined. Missouri also has more major river bridges, 53, than any other state. Missouri ranks 46th nationally in revenue per mile, primarily because the state’s large system is funded with one of the lowest fuel taxes in the country. Missouri’s revenue per mile is \$48,835. By contrast, New Jersey’s revenue per mile of \$2,156,879 ranks first.

How Much Does it Cost?

Construction

The average construction costs of a roadway or bridge can fluctuate greatly depending on a number of factors. Roadway construction costs vary due to the type (interstate vs. state route), terrain and number of interchanges and bridges in a project. Bridge construction costs are dependent on the type of bridge and the requirements at the location of the bridge. The charts shown here outline typical, average costs to build or maintain a Missouri highway or bridge.

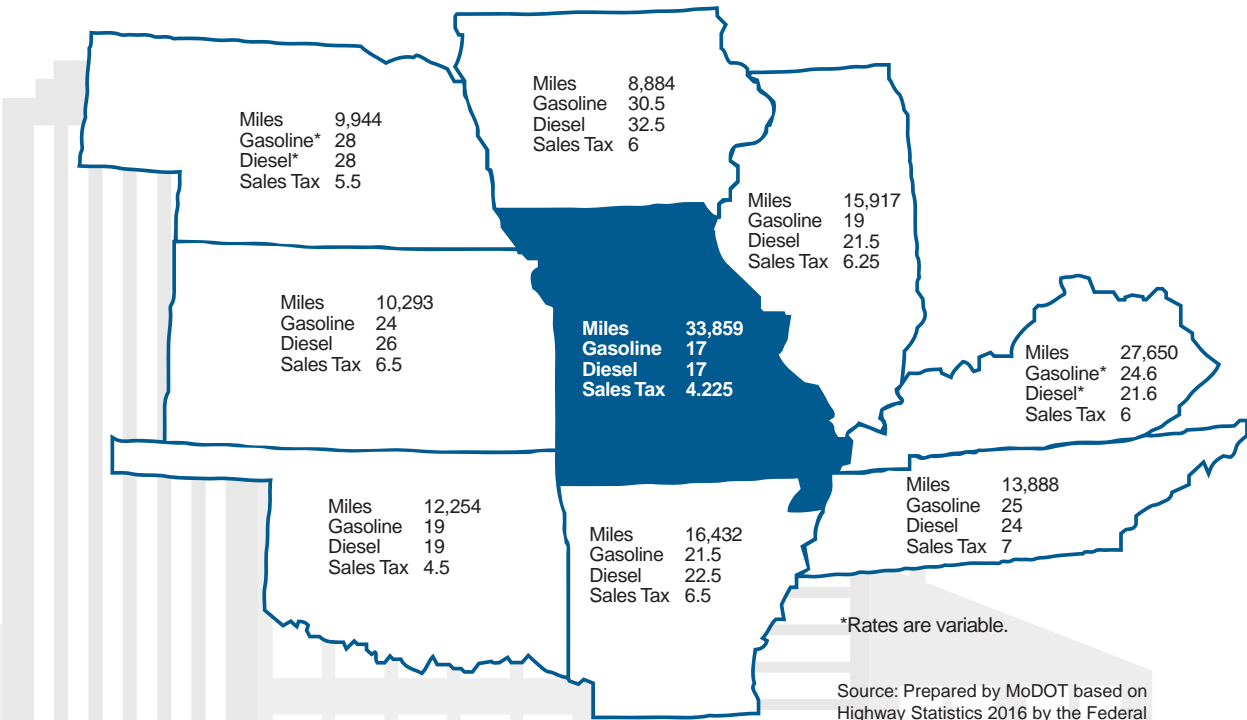
Average Costs to Maintain Missouri Highways		Average Costs to Build or Maintain Missouri Bridges			
Cost to Resurface (per lane mile)*		Cost to Rehabilitate		Cost to Replace	
Major Highway	\$121,000	Major Bridge	\$15 million	Major Bridge	\$10-\$250 million
Minor Highway	\$22,000	Minor Bridge	\$319,000	Minor Bridge	\$791,000

In the last 10 years, MoDOT completed 4,568 projects worth \$12.6 billion, 6.7 percent under budget. Last year, 93 percent of MoDOT’s construction projects finished on time or ahead of schedule.

* Not including shoulders. Includes pavement, traffic control, permanent pavement marking, rumble strips, pavement repair, guardrail and signage.

Missouri Lags Behind

Missouri has a lower fuel tax rate than any of its neighbors. Yet it has a larger state-maintained highway system than any of them.



Gasoline and diesel fuel tax rates are shown in Cents Per Gallon. Miles are shown in center line miles of the state-maintained highway system.

Source: Prepared by MoDOT based on Highway Statistics 2016 by the Federal Highway Administration. State sales tax rates based on the Federal Tax Administration data.

Maintenance and Traffic Management

Average annual costs for certain maintenance activities:

- Snow Removal** – \$44 million (with 129,000 tons of salt used per winter)
- Mowing** – \$22.9 million
- Litter Removal** – \$6.75 million
- Signals** – Traditional traffic signals cost between \$100,000 to \$150,000 to install, and about \$4,100 a year to maintain.
- Signs** – Between 80,000-100,000 signs are needed each year to replace existing signs that are worn out or damaged. These signs are produced by private sign fabricators contracted to provide sign manufacturing services for MoDOT maintenance operations. There are approximately 800,000 signs on the state highway system. Costs for these signs vary because they come in many shapes and sizes, but the average stop sign costs \$400 to make and install.

Funding

Federal Funding

The largest source of Missouri’s transportation revenue is from the federal government. That is primarily derived from Missouri’s share of the nation’s 18.4-cent per gallon tax on gasoline and 24.4-cent per gallon tax on diesel fuel. It also includes various highway user fees and other grants. The federal fuel tax last changed in 1993.

State Funding

MoDOT also receives revenues from state sources. The largest source of state revenue is from the state’s 17-cent per gallon fuel tax. MoDOT also receives a 9-cent per gallon tax on aviation fuel and a share of vehicle and driver licensing fees, as well as sales and use taxes on motor vehicle purchases and leases. Fuel tax, license fees and motor vehicle sales tax revenue may only be used on the state’s roads and bridges, per the Missouri Constitution.

Current Fuel Tax Rates

The primary funding source for Missouri’s transportation system is fuel taxes. Federal and state revenues are shown in the chart below.

Missouri’s fuel tax rate is the lowest of its neighboring states, most of which also benefit from other types of funding not available here. Missouri’s fuel tax rate was last increased by the Missouri General Assembly in 1992, when it was incrementally raised over four years to 17 cents per gallon.

Transportation Funding in Missouri (FY2018)
(in millions)

