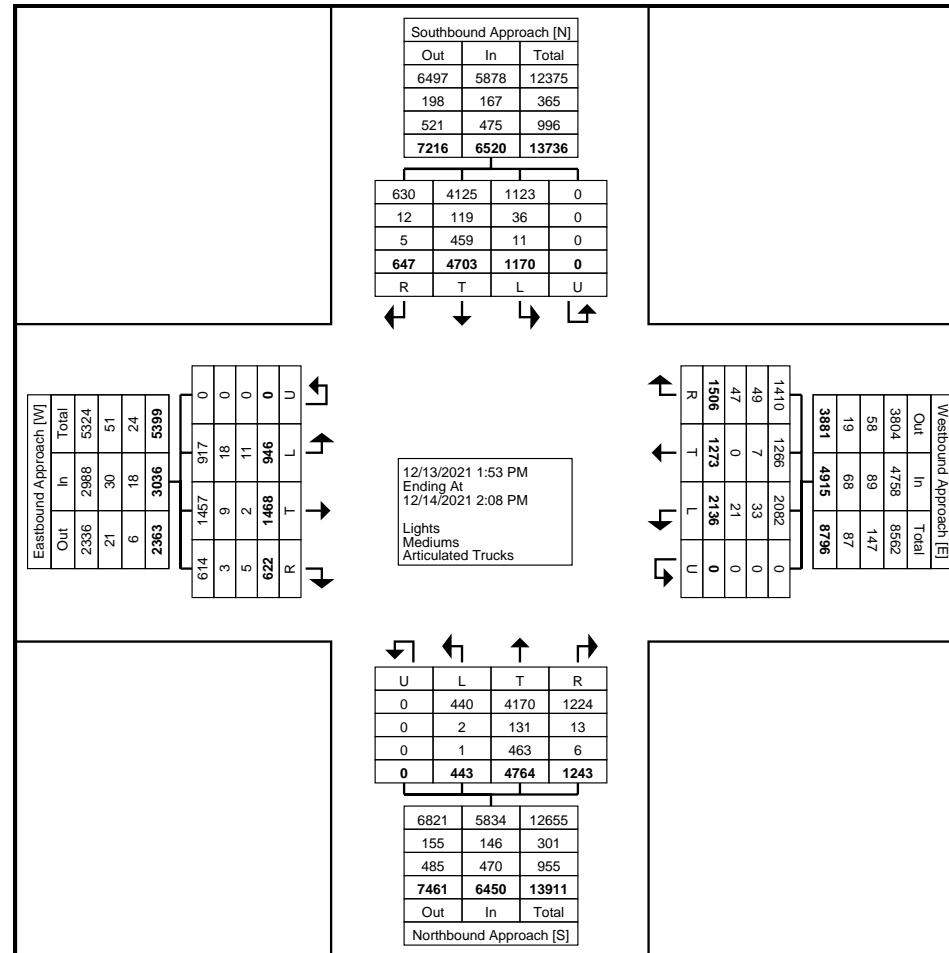


### Turning Movement Data

Start Time	Southbound Approach Southbound					Westbound Approach Westbound					Northbound Approach Northbound					Eastbound Approach Eastbound					Int. Total
	Right	Thru	Left	U-Turn	App. Total	Right	Thru	Left	U-Turn	App. Total	Right	Thru	Left	U-Turn	App. Total	Right	Thru	Left	U-Turn	App. Total	
1:53 PM	8	65	25	0	98	28	17	37	0	82	22	75	5	0	102	10	18	15	0	43	325
Hourly Total	8	65	25	0	98	28	17	37	0	82	22	75	5	0	102	10	18	15	0	43	325
2:08 PM	12	69	19	0	100	35	31	51	0	117	25	87	10	0	122	12	26	15	0	53	392
2:23 PM	9	57	26	0	92	28	27	38	0	93	19	99	10	0	128	16	28	23	0	67	380
2:38 PM	9	75	19	0	103	28	19	37	0	84	21	95	9	0	125	12	22	22	0	56	368
2:53 PM	9	90	25	0	124	34	23	48	0	105	20	80	7	0	107	6	30	19	0	55	391
Hourly Total	39	291	89	0	419	125	100	174	0	399	85	361	36	0	482	46	106	79	0	231	1531
3:08 PM	7	69	25	0	101	27	22	44	0	93	22	84	4	0	110	10	36	23	0	69	373
3:23 PM	12	85	26	0	123	42	34	52	0	128	28	104	15	0	147	13	33	21	0	67	465
3:38 PM	17	63	25	0	105	41	36	52	0	129	26	101	9	0	136	13	44	26	0	83	453
3:53 PM	10	74	23	0	107	44	27	49	0	120	33	95	10	0	138	11	53	25	0	89	454
Hourly Total	46	291	99	0	436	154	119	197	0	470	109	384	38	0	531	47	166	95	0	308	1745
4:08 PM	13	88	25	0	126	36	23	47	0	106	22	116	19	0	157	9	35	25	0	69	458
4:23 PM	11	69	32	0	112	27	29	54	0	110	23	94	16	0	133	15	52	31	0	98	453
4:38 PM	12	63	26	0	101	49	35	29	0	113	24	104	11	0	139	7	39	20	0	66	419
4:53 PM	8	93	23	0	124	49	43	55	0	147	29	124	7	0	160	14	34	31	0	79	510
Hourly Total	44	313	106	0	463	161	130	185	0	476	98	438	53	0	589	45	160	107	0	312	1840
5:08 PM	10	87	24	0	121	34	25	63	0	122	24	103	11	0	138	14	32	16	0	62	443
5:23 PM	13	80	27	0	120	38	21	37	0	96	27	101	17	0	145	5	34	17	0	56	417
5:38 PM	8	64	27	0	99	29	25	49	0	103	20	72	8	0	100	9	17	17	0	43	345
5:53 PM	11	56	18	0	85	26	26	42	0	94	15	79	1	0	95	5	18	8	0	31	305
Hourly Total	42	287	96	0	425	127	97	191	0	415	86	355	37	0	478	33	101	58	0	192	1510
6:08 PM	3	60	9	0	72	28	10	37	0	75	20	69	5	0	94	3	15	6	0	24	265
6:23 PM	5	41	15	0	61	21	11	29	0	61	21	52	5	0	78	2	18	5	0	25	225
6:38 PM	4	37	15	0	56	14	13	32	0	59	11	53	0	0	64	2	6	4	0	12	191
6:53 PM	5	37	9	0	51	18	11	21	0	50	4	52	4	0	60	5	13	5	0	23	184
Hourly Total	17	175	48	0	240	81	45	119	0	245	56	226	14	0	296	12	52	20	0	84	865
7:08 PM	1	33	11	0	45	17	10	34	0	61	18	42	6	0	66	5	14	4	0	23	195
7:23 PM	3	31	7	0	41	12	10	11	0	33	10	39	3	0	52	6	6	3	0	15	141
7:38 PM	5	26	12	0	43	8	7	17	0	32	14	52	3	0	69	2	9	5	0	16	160
7:53 PM	7	24	12	0	43	4	10	22	0	36	7	46	4	0	57	2	12	7	0	21	157
Hourly Total	16	114	42	0	172	41	37	84	0	162	49	179	16	0	244	15	41	19	0	75	653
8:08 PM	3	32	8	0	43	8	10	16	0	34	7	33	1	0	41	7	7	4	0	18	136
8:23 PM	1	29	5	0	35	10	10	5	0	25	3	44	6	0	53	4	8	4	0	16	129
8:38 PM	2	27	6	0	35	4	10	9	0	23	7	40	1	0	48	2	3	5	0	10	116
8:53 PM	3	29	2	0	34	2	6	6	0	14	3	48	6	0	57	5	4	3	0	12	117
Hourly Total	9	117	21	0	147	24	36	36	0	96	20	165	14	0	199	18	22	16	0	56	498
9:08 PM	2	26	4	0	32	8	8	4	0	20	8	35	4	0	47	3	4	9	0	16	115
9:23 PM	1	19	2	0	22	4	6	3	0	13	3	35	0	0	38	0	3	3	0	6	79

9:38 PM	3	21	2	0	26	2	4	6	0	12	3	24	0	0	27	2	1	2	0	5	70
9:53 PM	1	13	2	0	16	3	4	6	0	13	3	23	1	0	27	1	1	1	0	3	59
Hourly Total	7	79	10	0	96	17	22	19	0	58	17	117	5	0	139	6	9	15	0	30	323
10:08 PM	1	8	0	0	9	1	2	3	0	6	0	17	2	0	19	0	2	0	0	2	36
10:23 PM	2	15	1	0	18	2	1	4	0	7	1	18	1	0	20	2	0	2	0	4	49
10:38 PM	0	5	3	0	8	1	0	3	0	4	4	13	1	0	18	0	2	0	0	2	32
10:53 PM	0	4	2	0	6	0	0	1	0	1	2	10	2	0	14	2	0	1	0	3	24
Hourly Total	3	32	6	0	41	4	3	11	0	18	7	58	6	0	71	4	4	3	0	11	141
11:08 PM	1	9	1	0	11	1	0	2	0	3	2	18	2	0	22	0	0	3	0	3	39
11:23 PM	1	11	1	0	13	2	3	3	0	8	1	6	0	0	7	0	1	0	0	1	29
11:38 PM	1	6	1	0	8	1	1	1	0	3	3	13	0	0	16	0	0	0	0	0	27
11:53 PM	0	4	0	0	4	0	0	0	0	0	0	8	0	0	8	0	0	1	0	1	13
Hourly Total	3	30	3	0	36	4	4	6	0	14	6	45	2	0	53	0	1	4	0	5	108
12:08 AM	1	7	0	0	8	2	0	1	0	3	1	5	0	0	6	0	0	0	0	0	17
12:23 AM	0	5	1	0	6	0	0	0	0	0	1	6	0	0	7	0	0	1	0	1	14
12:38 AM	2	4	0	0	6	0	0	0	0	0	1	7	0	0	8	0	1	1	0	2	16
12:53 AM	0	4	1	0	5	1	1	2	0	4	0	5	0	0	5	1	0	0	0	1	15
Hourly Total	3	20	2	0	25	3	1	3	0	7	3	23	0	0	26	1	1	2	0	4	62
1:08 AM	0	4	0	0	4	0	0	0	0	0	0	5	0	0	5	0	0	0	0	0	9
1:23 AM	1	3	0	0	4	0	0	0	0	0	2	11	0	0	13	0	0	0	0	0	17
1:38 AM	0	3	0	0	3	0	0	2	0	2	1	2	0	0	3	0	0	0	0	0	8
1:53 AM	0	2	0	0	2	1	0	1	0	2	0	2	2	0	4	1	0	0	0	1	9
Hourly Total	1	12	0	0	13	1	0	3	0	4	3	20	2	0	25	1	0	0	0	1	43
2:08 AM	0	3	0	0	3	0	2	1	0	3	1	8	0	0	9	0	1	0	0	1	16
2:23 AM	1	7	0	0	8	0	1	0	0	1	1	1	0	0	2	3	0	2	0	5	16
2:38 AM	1	5	1	0	7	1	0	2	0	3	0	5	0	0	5	0	2	0	0	2	17
2:53 AM	0	2	0	0	2	0	1	0	0	1	1	4	0	0	5	0	1	0	0	1	9
Hourly Total	2	17	1	0	20	1	4	3	0	8	3	18	0	0	21	3	4	2	0	9	58
3:08 AM	0	7	1	0	8	0	0	0	0	0	0	6	0	0	6	0	1	0	0	1	15
3:23 AM	1	9	0	0	10	1	0	0	0	1	0	5	0	0	5	0	0	0	0	0	16
3:38 AM	1	5	1	0	7	1	0	1	0	2	0	8	0	0	8	0	0	1	0	1	18
3:53 AM	1	15	0	0	16	0	0	0	0	0	0	3	0	0	3	0	1	1	0	2	21
Hourly Total	3	36	2	0	41	2	0	1	0	3	0	22	0	0	22	0	2	2	0	4	70
4:08 AM	1	14	2	0	17	0	0	1	0	1	0	4	1	0	5	3	0	0	0	3	26
4:23 AM	1	10	2	0	13	1	0	0	0	1	0	7	0	0	7	0	0	0	0	0	21
4:38 AM	1	17	1	0	19	1	0	0	0	1	2	8	1	0	11	1	2	2	0	5	36
4:53 AM	1	21	4	0	26	3	1	2	0	6	3	10	1	0	14	0	0	1	0	1	47
Hourly Total	4	62	9	0	75	5	1	3	0	9	5	29	3	0	37	4	2	3	0	9	130
5:08 AM	2	26	2	0	30	4	1	4	0	9	2	13	2	0	17	1	0	1	0	2	58
5:23 AM	8	30	3	0	41	2	6	1	0	9	3	10	5	0	18	4	3	2	0	9	77
5:38 AM	11	39	4	0	54	5	4	5	0	14	6	24	7	0	37	2	3	3	0	8	113
5:53 AM	5	29	4	0	38	5	2	3	0	10	1	27	1	0	29	7	6	3	0	16	93
Hourly Total	26	124	13	0	163	16	13	13	0	42	12	74	15	0	101	14	12	9	0	35	341
6:08 AM	5	37	7	0	49	6	3	7	0	16	9	43	1	0	53	5	3	5	0	13	131
6:23 AM	3	45	8	0	56	9	6	6	0	21	10	53	5	0	68	4	2	7	0	13	158
6:38 AM	5	62	14	0	81	16	8	9	0	33	14	48	2	0	64	10	6	4	0	20	198
6:53 AM	9	77	12	0	98	10	6	17	0	33	6	41	4	0	51	7	14	12	0	33	215
Hourly Total	22	221	41	0	284	41	23	39	0	103	39	185	12	0	236	26	25	28	0	79	702
7:08 AM	11	79	24	0	114	19	21	25	0	65	8	46	2	0	56	8	11	12	0	31	266
7:23 AM	17	111	22	0	150	14	21	36	0	71	16	77	5	0	98	16	22	18	0	56	375
7:38 AM	28	118	30	0	176	18	25	29	0	72	19	79	8	0	106	22	37	15	0	74	428
7:53 AM	18	100	26	0	144	33	22	43	0	98	18	67	11	0	96	17	22	26	0	65	403

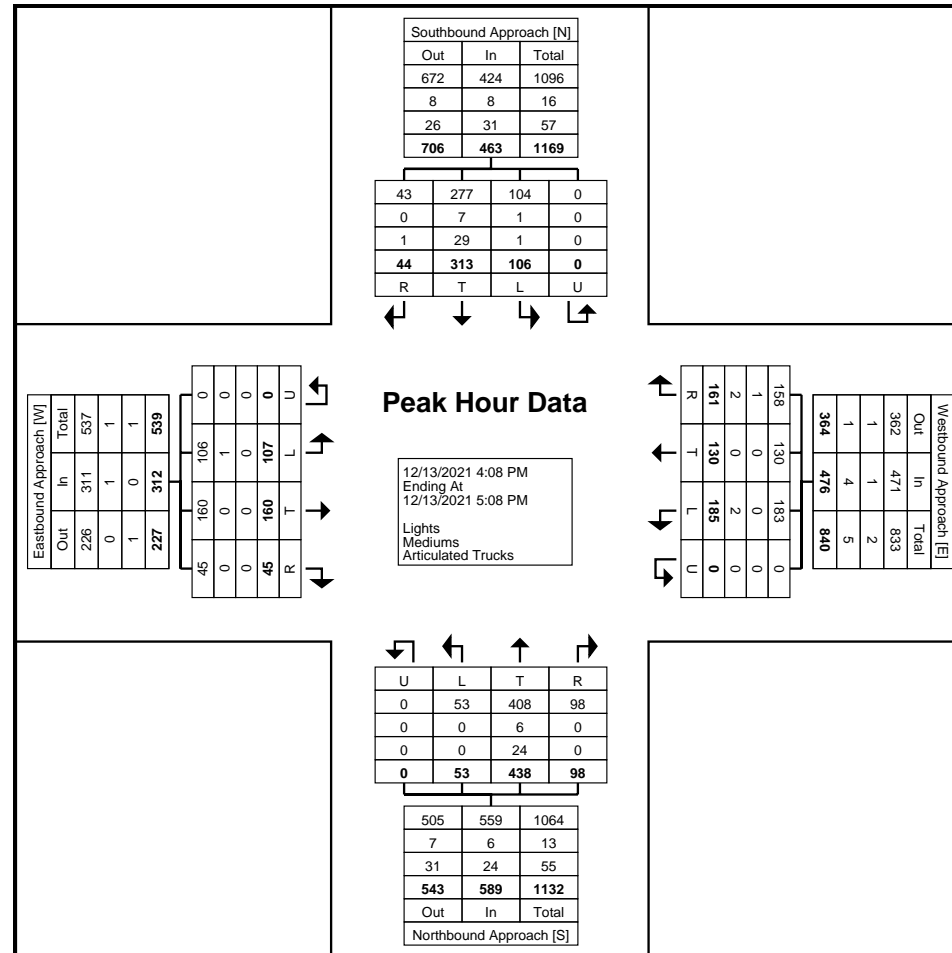
Hourly Total	74	408	102	0	584	84	89	133	0	306	61	269	26	0	356	63	92	71	0	226	1472
8:08 AM	10	98	20	0	128	27	16	27	0	70	15	70	10	0	95	18	15	20	0	53	346
8:23 AM	12	93	22	0	127	17	15	30	0	62	27	70	8	0	105	4	16	17	0	37	331
8:38 AM	16	99	24	0	139	28	15	31	0	74	21	58	7	0	86	17	22	10	0	49	348
8:53 AM	11	83	27	0	121	38	15	24	0	77	19	66	6	0	91	6	16	11	0	33	322
Hourly Total	49	373	93	0	515	110	61	112	0	283	82	264	31	0	377	45	69	58	0	172	1347
9:08 AM	8	86	14	0	108	26	15	33	0	74	25	64	6	0	95	5	38	11	0	54	331
9:23 AM	9	75	17	0	101	18	15	50	0	83	22	64	4	0	90	9	13	19	0	41	315
9:38 AM	16	91	25	0	132	14	13	41	0	68	13	73	4	0	90	13	39	14	0	66	356
9:53 AM	11	83	11	0	105	19	24	46	0	89	24	69	10	0	103	10	24	19	0	53	350
Hourly Total	44	335	67	0	446	77	67	170	0	314	84	270	24	0	378	37	114	63	0	214	1352
10:08 AM	9	77	17	0	103	22	31	33	0	86	21	75	7	0	103	9	21	14	0	44	336
10:23 AM	5	83	18	0	106	22	22	44	0	88	21	63	5	0	89	7	29	13	0	49	332
10:38 AM	10	96	23	0	129	26	11	37	0	74	11	70	7	0	88	4	20	17	0	41	332
10:53 AM	13	89	17	0	119	14	21	37	0	72	19	90	6	0	115	13	34	20	0	67	373
Hourly Total	37	345	75	0	457	84	85	151	0	320	72	298	25	0	395	33	104	64	0	201	1373
11:08 AM	14	97	23	0	134	24	28	48	0	100	34	58	8	0	100	14	30	19	0	63	397
11:23 AM	6	88	18	0	112	27	34	37	0	98	26	76	11	0	113	17	39	19	0	75	398
11:38 AM	19	83	16	0	118	27	33	43	0	103	24	96	6	0	126	13	23	24	0	60	407
11:53 AM	17	87	33	0	137	31	38	51	0	120	24	74	12	0	110	12	48	18	0	78	445
Hourly Total	56	355	90	0	501	109	133	179	0	421	108	304	37	0	449	56	140	80	0	276	1647
12:08 PM	13	86	26	0	125	35	18	37	0	90	40	75	5	0	120	15	28	20	0	63	398
12:23 PM	14	81	17	0	112	30	29	33	0	92	35	89	5	0	129	18	25	12	0	55	388
12:38 PM	17	92	19	0	128	33	32	48	0	113	37	94	3	0	134	9	42	23	0	74	449
12:53 PM	12	82	15	0	109	30	30	41	0	101	27	85	8	0	120	12	36	13	0	61	391
Hourly Total	56	341	77	0	474	128	109	159	0	396	139	343	21	0	503	54	131	68	0	253	1626
1:08 PM	11	91	14	0	116	27	25	40	0	92	29	80	9	0	118	22	26	18	0	66	392
1:23 PM	14	94	10	0	118	30	27	33	0	90	22	86	5	0	113	15	31	22	0	68	389
1:38 PM	11	75	29	0	115	21	24	32	0	77	21	76	7	0	104	12	32	22	0	66	362
1:53 PM	0	0	0	0	0	1	1	3	0	5	5	0	0	0	5	0	3	3	0	6	16
Hourly Total	36	260	53	0	349	79	77	108	0	264	77	242	21	0	340	49	92	65	0	206	1159
Grand Total	647	4703	1170	0	6520	1506	1273	2136	0	4915	1243	4764	443	0	6450	622	1468	946	0	3036	20921
Approach %	9.9	72.1	17.9	0.0	-	30.6	25.9	43.5	0.0	-	19.3	73.9	6.9	0.0	-	20.5	48.4	31.2	0.0	-	-
Total %	3.1	22.5	5.6	0.0	31.2	7.2	6.1	10.2	0.0	23.5	5.9	22.8	2.1	0.0	30.8	3.0	7.0	4.5	0.0	14.5	-
Lights	630	4125	1123	0	5878	1410	1266	2082	0	4758	1224	4170	440	0	5834	614	1457	917	0	2988	19458
% Lights	97.4	87.7	96.0	-	90.2	93.6	99.5	97.5	-	96.8	98.5	87.5	99.3	-	90.4	98.7	99.3	96.9	-	98.4	93.0
Mediums	12	119	36	0	167	49	7	33	0	89	13	131	2	0	146	3	9	18	0	30	432
% Mediums	1.9	2.5	3.1	-	2.6	3.3	0.5	1.5	-	1.8	1.0	2.7	0.5	-	2.3	0.5	0.6	1.9	-	1.0	2.1
Articulated Trucks	5	459	11	0	475	47	0	21	0	68	6	463	1	0	470	5	2	11	0	18	1031
% Articulated Trucks	0.8	9.8	0.9	-	7.3	3.1	0.0	1.0	-	1.4	0.5	9.7	0.2	-	7.3	0.8	0.1	1.2	-	0.6	4.9



Turning Movement Data Plot

### Turning Movement Peak Hour Data (4:08 PM)

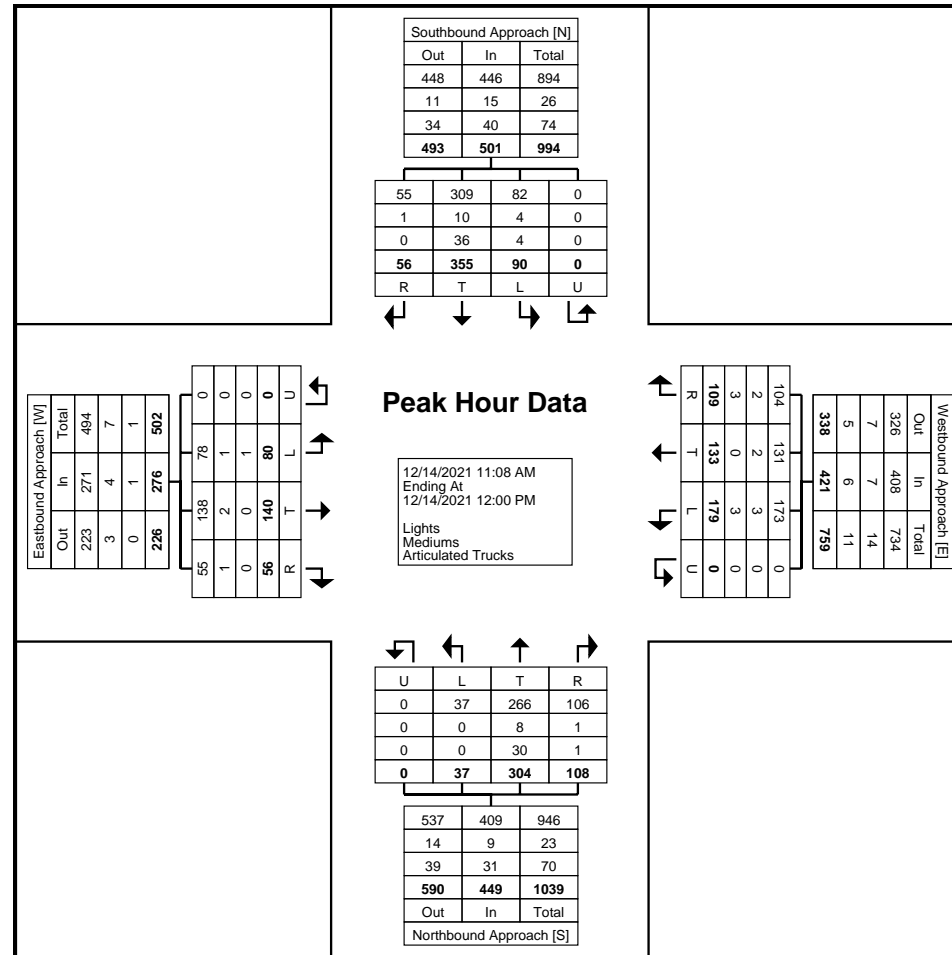
Start Time	Southbound Approach Southbound					Westbound Approach Westbound					Northbound Approach Northbound					Eastbound Approach Eastbound					Int. Total
	Right	Thru	Left	U-Turn	App. Total	Right	Thru	Left	U-Turn	App. Total	Right	Thru	Left	U-Turn	App. Total	Right	Thru	Left	U-Turn	App. Total	
4:08 PM	13	88	25	0	126	36	23	47	0	106	22	116	19	0	157	9	35	25	0	69	458
4:23 PM	11	69	32	0	112	27	29	54	0	110	23	94	16	0	133	15	52	31	0	98	453
4:38 PM	12	63	26	0	101	49	35	29	0	113	24	104	11	0	139	7	39	20	0	66	419
4:53 PM	8	93	23	0	124	49	43	55	0	147	29	124	7	0	160	14	34	31	0	79	510
Total	44	313	106	0	463	161	130	185	0	476	98	438	53	0	589	45	160	107	0	312	1840
Approach %	9.5	67.6	22.9	0.0	-	33.8	27.3	38.9	0.0	-	16.6	74.4	9.0	0.0	-	14.4	51.3	34.3	0.0	-	-
Total %	2.4	17.0	5.8	0.0	25.2	8.8	7.1	10.1	0.0	25.9	5.3	23.8	2.9	0.0	32.0	2.4	8.7	5.8	0.0	17.0	-
PHF	0.846	0.841	0.828	0.000	0.919	0.821	0.756	0.841	0.000	0.810	0.845	0.883	0.697	0.000	0.920	0.750	0.769	0.863	0.000	0.796	0.902
Lights	43	277	104	0	424	158	130	183	0	471	98	408	53	0	559	45	160	106	0	311	1765
% Lights	97.7	88.5	98.1	-	91.6	98.1	100.0	98.9	-	98.9	100.0	93.2	100.0	-	94.9	100.0	100.0	99.1	-	99.7	95.9
Mediums	0	7	1	0	8	1	0	0	0	1	0	6	0	0	6	0	0	1	0	1	16
% Mediums	0.0	2.2	0.9	-	1.7	0.6	0.0	0.0	-	0.2	0.0	1.4	0.0	-	1.0	0.0	0.0	0.9	-	0.3	0.9
Articulated Trucks	1	29	1	0	31	2	0	2	0	4	0	24	0	0	24	0	0	0	0	0	59
% Articulated Trucks	2.3	9.3	0.9	-	6.7	1.2	0.0	1.1	-	0.8	0.0	5.5	0.0	-	4.1	0.0	0.0	0.0	-	0.0	3.2



Turning Movement Peak Hour Data Plot (4:08 PM)

Turning Movement Peak Hour Data (11:08 AM)

Start Time	Southbound Approach Southbound					Westbound Approach Westbound					Northbound Approach Northbound					Eastbound Approach Eastbound					Int. Total
	Right	Thru	Left	U-Turn	App. Total	Right	Thru	Left	U-Turn	App. Total	Right	Thru	Left	U-Turn	App. Total	Right	Thru	Left	U-Turn	App. Total	
11:08 AM	14	97	23	0	134	24	28	48	0	100	34	58	8	0	100	14	30	19	0	63	397
11:23 AM	6	88	18	0	112	27	34	37	0	98	26	76	11	0	113	17	39	19	0	75	398
11:38 AM	19	83	16	0	118	27	33	43	0	103	24	96	6	0	126	13	23	24	0	60	407
11:53 AM	17	87	33	0	137	31	38	51	0	120	24	74	12	0	110	12	48	18	0	78	445
Total	56	355	90	0	501	109	133	179	0	421	108	304	37	0	449	56	140	80	0	276	1647
Approach %	11.2	70.9	18.0	0.0	-	25.9	31.6	42.5	0.0	-	24.1	67.7	8.2	0.0	-	20.3	50.7	29.0	0.0	-	-
Total %	3.4	21.6	5.5	0.0	30.4	6.6	8.1	10.9	0.0	25.6	6.6	18.5	2.2	0.0	27.3	3.4	8.5	4.9	0.0	16.8	-
PHF	0.982	1.220	0.909	0.000	1.219	1.172	1.167	1.170	0.000	1.169	1.059	1.056	1.028	0.000	1.188	1.098	0.972	1.111	0.000	1.179	1.234
Lights	55	309	82	0	446	104	131	173	0	408	106	266	37	0	409	55	138	78	0	271	1534
% Lights	98.2	87.0	91.1	-	89.0	95.4	98.5	96.6	-	96.9	98.1	87.5	100.0	-	91.1	98.2	98.6	97.5	-	98.2	93.1
Mediums	1	10	4	0	15	2	2	3	0	7	1	8	0	0	9	1	2	1	0	4	35
% Mediums	1.8	2.8	4.4	-	3.0	1.8	1.5	1.7	-	1.7	0.9	2.6	0.0	-	2.0	1.8	1.4	1.3	-	1.4	2.1
Articulated Trucks	0	36	4	0	40	3	0	3	0	6	1	30	0	0	31	0	0	1	0	1	78
% Articulated Trucks	0.0	10.1	4.4	-	8.0	2.8	0.0	1.7	-	1.4	0.9	9.9	0.0	-	6.9	0.0	0.0	1.3	-	0.4	4.7

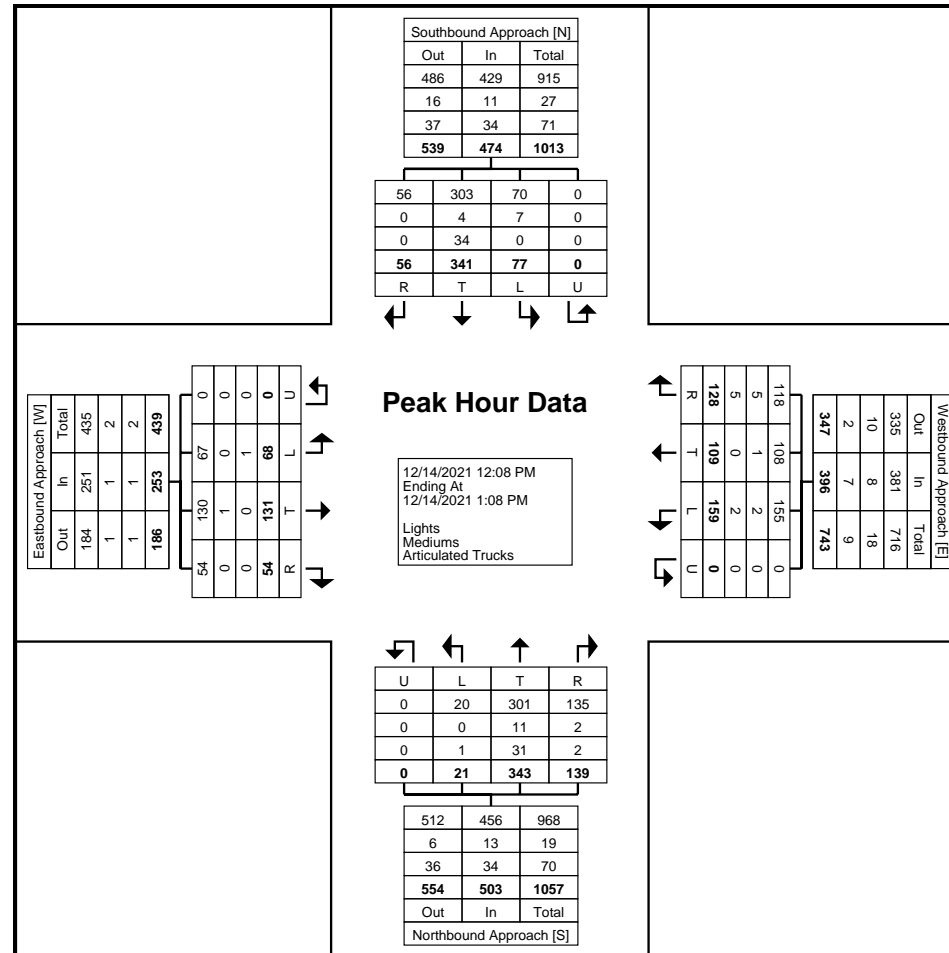


Turning Movement Peak Hour Data Plot (11:08 AM)



### Turning Movement Peak Hour Data (12:08 PM)

Start Time	Southbound Approach Southbound					Westbound Approach Westbound					Northbound Approach Northbound					Eastbound Approach Eastbound					Int. Total
	Right	Thru	Left	U-Turn	App. Total	Right	Thru	Left	U-Turn	App. Total	Right	Thru	Left	U-Turn	App. Total	Right	Thru	Left	U-Turn	App. Total	
12:08 PM	13	86	26	0	125	35	18	37	0	90	40	75	5	0	120	15	28	20	0	63	398
12:23 PM	14	81	17	0	112	30	29	33	0	92	35	89	5	0	129	18	25	12	0	55	388
12:38 PM	17	92	19	0	128	33	32	48	0	113	37	94	3	0	134	9	42	23	0	74	449
12:53 PM	12	82	15	0	109	30	30	41	0	101	27	85	8	0	120	12	36	13	0	61	391
Total	56	341	77	0	474	128	109	159	0	396	139	343	21	0	503	54	131	68	0	253	1626
Approach %	11.8	71.9	16.2	0.0	-	32.3	27.5	40.2	0.0	-	27.6	68.2	4.2	0.0	-	21.3	51.8	26.9	0.0	-	-
Total %	3.4	21.0	4.7	0.0	29.2	7.9	6.7	9.8	0.0	24.4	8.5	21.1	1.3	0.0	30.9	3.3	8.1	4.2	0.0	15.6	-
PHF	0.824	0.927	0.740	0.000	0.926	0.914	0.852	0.828	0.000	0.876	0.869	0.912	0.656	0.000	0.938	0.750	0.780	0.739	0.000	0.855	0.905
Lights	56	303	70	0	429	118	108	155	0	381	135	301	20	0	456	54	130	67	0	251	1517
% Lights	100.0	88.9	90.9	-	90.5	92.2	99.1	97.5	-	96.2	97.1	87.8	95.2	-	90.7	100.0	99.2	98.5	-	99.2	93.3
Mediums	0	4	7	0	11	5	1	2	0	8	2	11	0	0	13	0	1	0	0	1	33
% Mediums	0.0	1.2	9.1	-	2.3	3.9	0.9	1.3	-	2.0	1.4	3.2	0.0	-	2.6	0.0	0.8	0.0	-	0.4	2.0
Articulated Trucks	0	34	0	0	34	5	0	2	0	7	2	31	1	0	34	0	0	1	0	1	76
% Articulated Trucks	0.0	10.0	0.0	-	7.2	3.9	0.0	1.3	-	1.8	1.4	9.0	4.8	-	6.8	0.0	0.0	1.5	-	0.4	4.7



Turning Movement Peak Hour Data Plot (12:08 PM)