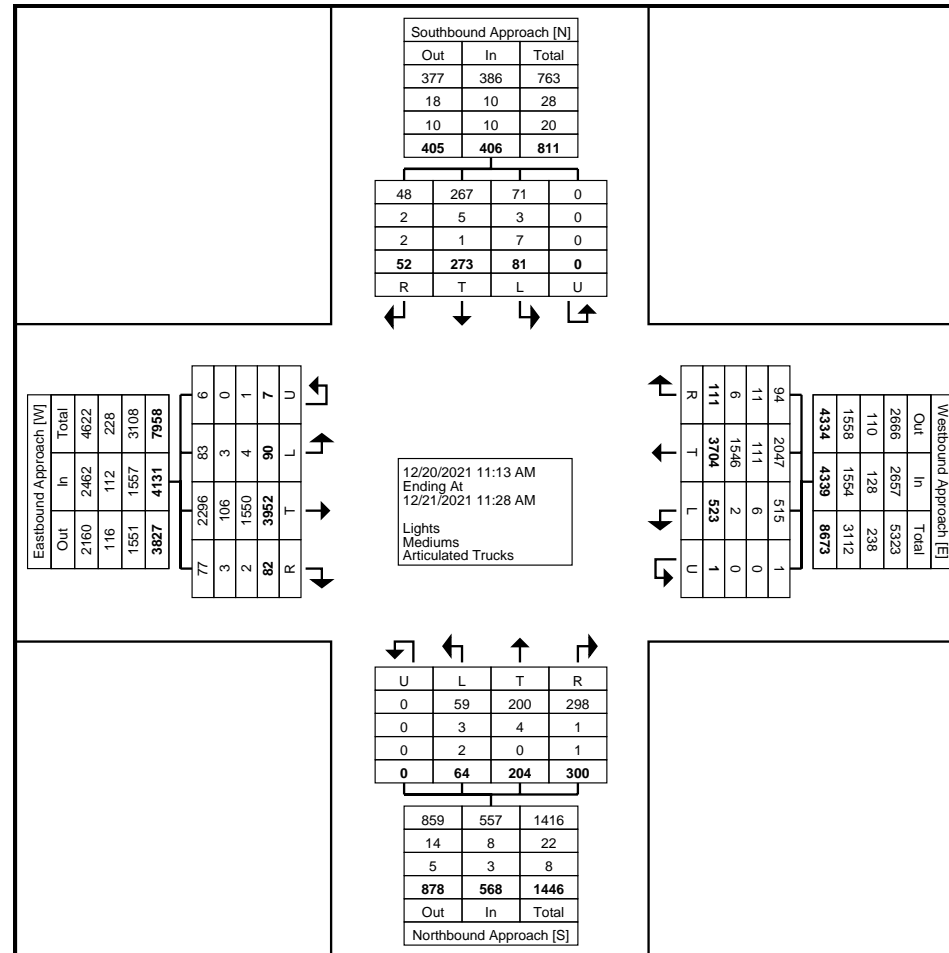


### Turning Movement Data

Start Time	Southbound Approach Southbound					Westbound Approach Westbound					Northbound Approach Northbound					Eastbound Approach Eastbound					Int. Total
	Right	Thru	Left	U-Turn	App. Total	Right	Thru	Left	U-Turn	App. Total	Right	Thru	Left	U-Turn	App. Total	Right	Thru	Left	U-Turn	App. Total	
11:13 AM	0	3	1	0	4	2	47	11	0	60	8	7	0	0	15	2	72	0	0	74	153
11:28 AM	0	7	0	0	7	1	59	10	0	70	4	4	0	0	8	1	77	5	0	83	168
11:43 AM	0	2	1	0	3	3	59	6	0	68	7	2	2	0	11	1	74	0	0	75	157
11:58 AM	0	8	3	0	11	1	64	10	0	75	5	6	1	0	12	1	77	5	0	83	181
Hourly Total	0	20	5	0	25	7	229	37	0	273	24	19	3	0	46	5	300	10	0	315	659
12:13 PM	1	3	1	0	5	0	59	8	0	67	3	1	0	0	4	2	62	0	0	64	140
12:28 PM	2	6	2	0	10	0	66	10	0	76	0	4	6	0	10	1	86	3	0	90	186
12:43 PM	2	2	2	0	6	2	55	7	0	64	4	4	4	0	12	2	69	0	0	71	153
12:58 PM	1	4	1	0	6	1	52	10	0	63	0	2	1	0	3	1	92	3	0	96	168
Hourly Total	6	15	6	0	27	3	232	35	0	270	7	11	11	0	29	6	309	6	0	321	647
1:13 PM	2	5	1	0	8	3	62	10	0	75	4	4	1	0	9	1	74	3	0	78	170
1:28 PM	1	6	0	0	7	1	68	10	0	79	2	3	0	0	5	2	73	4	0	79	170
1:43 PM	1	2	1	0	4	0	66	10	0	76	3	2	2	0	7	2	66	4	1	73	160
1:58 PM	1	5	3	0	9	2	71	10	0	83	4	3	1	0	8	0	64	1	0	65	165
Hourly Total	5	18	5	0	28	6	267	40	0	313	13	12	4	0	29	5	277	12	1	295	665
2:13 PM	0	4	0	0	4	1	52	8	0	61	6	2	0	0	8	4	80	2	0	86	159
2:28 PM	2	5	3	0	10	1	60	12	0	73	7	5	1	0	13	1	82	0	0	83	179
2:43 PM	0	3	1	0	4	1	69	10	0	80	8	4	0	0	12	0	68	2	0	70	166
2:58 PM	1	12	4	0	17	2	69	10	0	81	7	9	0	0	16	3	63	0	1	67	181
Hourly Total	3	24	8	0	35	5	250	40	0	295	28	20	1	0	49	8	293	4	1	306	685
3:13 PM	1	10	2	0	13	1	64	11	0	76	6	6	1	0	13	0	73	0	0	73	175
3:28 PM	1	5	2	0	8	1	70	11	0	82	17	7	1	0	25	1	78	4	0	83	198
3:43 PM	1	10	1	0	12	1	56	8	0	65	10	5	0	0	15	2	88	3	1	94	186
3:58 PM	1	8	0	0	9	1	54	15	0	70	7	0	3	0	10	1	84	4	0	89	178
Hourly Total	4	33	5	0	42	4	244	45	0	293	40	18	5	0	63	4	323	11	1	339	737
4:13 PM	3	6	4	0	13	0	64	13	0	77	9	3	1	0	13	0	77	0	0	77	180
4:28 PM	3	11	4	0	18	3	72	9	0	84	10	5	1	0	16	1	84	2	0	87	205
4:43 PM	3	3	6	0	12	2	69	5	0	76	6	4	2	0	12	2	54	1	0	57	157
4:58 PM	0	11	5	0	16	0	59	11	0	70	17	7	7	0	31	2	82	1	0	85	202
Hourly Total	9	31	19	0	59	5	264	38	0	307	42	19	11	0	72	5	297	4	0	306	744
5:13 PM	1	3	4	0	8	1	59	11	0	71	10	4	1	0	15	1	72	0	0	73	167
5:28 PM	0	3	2	0	5	1	57	15	0	73	9	3	2	0	14	2	60	1	0	63	155
5:43 PM	1	5	1	0	7	0	44	9	0	53	6	4	1	0	11	0	60	0	0	60	131
5:58 PM	0	2	0	0	2	0	58	12	0	70	4	5	2	0	11	1	57	0	1	59	142
Hourly Total	2	13	7	0	22	2	218	47	0	267	29	16	6	0	51	4	249	1	1	255	595
6:13 PM	0	3	0	0	3	3	50	6	0	59	9	2	0	0	11	1	64	1	0	66	139
6:28 PM	2	0	0	0	2	0	43	2	0	45	7	0	0	0	7	0	44	1	0	45	99
6:43 PM	1	4	0	0	5	0	41	8	0	49	2	1	1	0	4	1	53	0	0	54	112
6:58 PM	0	2	0	0	2	0	42	2	0	44	2	1	0	0	3	0	36	0	0	36	85

Hourly Total	3	9	0	0	12	3	176	18	0	197	20	4	1	0	25	2	197	2	0	201	435
7:13 PM	0	0	0	0	0	0	41	4	0	45	9	1	0	0	10	0	41	1	0	42	97
7:28 PM	1	1	0	0	2	0	37	3	0	40	3	0	0	0	3	0	29	0	0	29	74
7:43 PM	1	0	0	0	1	1	29	4	0	34	4	0	1	0	5	1	35	0	0	36	76
7:58 PM	0	2	0	0	2	0	30	1	0	31	13	2	0	0	15	1	30	2	0	33	81
Hourly Total	2	3	0	0	5	1	137	12	0	150	29	3	1	0	33	2	135	3	0	140	328
8:13 PM	0	1	0	0	1	0	29	1	0	30	4	0	0	0	4	1	30	0	0	31	66
8:28 PM	0	1	0	0	1	0	30	1	0	31	4	1	2	0	7	0	45	0	0	45	84
8:43 PM	1	0	0	0	1	0	26	3	0	29	0	0	0	0	0	0	22	0	0	22	52
8:58 PM	0	0	0	0	0	0	27	3	0	30	1	0	0	0	1	1	34	0	0	35	66
Hourly Total	1	2	0	0	3	0	112	8	0	120	9	1	2	0	12	2	131	0	0	133	268
9:13 PM	1	3	0	0	4	1	25	1	0	27	0	0	1	0	1	0	28	0	0	28	60
9:28 PM	0	0	0	0	0	0	21	0	0	21	1	0	0	0	1	1	25	0	0	26	48
9:43 PM	0	1	0	0	1	0	23	1	0	24	0	1	0	0	1	0	20	0	0	20	46
9:58 PM	0	0	0	0	0	1	21	0	0	22	0	0	0	0	0	0	11	0	0	11	33
Hourly Total	1	4	0	0	5	2	90	2	0	94	1	1	1	0	3	1	84	0	0	85	187
10:13 PM	1	2	0	0	3	0	15	1	0	16	0	1	0	0	1	0	20	0	0	20	40
10:28 PM	0	0	0	0	0	0	28	1	0	29	0	1	0	0	1	0	9	0	0	9	39
10:43 PM	0	2	0	0	2	0	17	1	0	18	0	1	0	0	1	0	15	0	1	16	37
10:58 PM	0	1	0	0	1	0	16	1	0	17	0	0	1	0	1	1	16	0	0	17	36
Hourly Total	1	5	0	0	6	0	76	4	0	80	0	3	1	0	4	1	60	0	1	62	152
11:13 PM	0	0	1	0	1	0	11	0	0	11	1	0	0	0	1	0	14	0	0	14	27
11:28 PM	0	1	0	0	1	0	12	0	0	12	0	1	0	0	1	0	11	0	0	11	25
11:43 PM	0	0	0	0	0	1	18	0	0	19	0	0	0	0	0	0	13	0	0	13	32
11:58 PM	0	0	0	0	0	0	9	0	0	9	1	0	0	0	1	0	10	0	0	10	20
Hourly Total	0	1	1	0	2	1	50	0	0	51	2	1	0	0	3	0	48	0	0	48	104
12:13 AM	0	0	0	0	0	0	12	0	0	12	0	0	0	0	0	0	6	0	0	6	18
12:28 AM	0	0	0	0	0	0	8	0	0	8	0	0	0	0	0	0	7	0	0	7	15
12:43 AM	0	0	0	0	0	0	8	0	0	8	0	0	0	0	0	0	10	0	0	10	18
12:58 AM	0	0	0	0	0	0	6	1	0	7	0	0	0	0	0	0	3	0	0	3	10
Hourly Total	0	0	0	0	0	0	34	1	0	35	0	0	0	0	0	0	26	0	0	26	61
1:13 AM	0	0	0	0	0	0	6	0	0	6	0	0	0	0	0	0	9	0	0	9	15
1:28 AM	0	0	0	0	0	0	6	0	0	6	0	0	0	0	0	0	4	0	0	4	10
1:43 AM	0	0	0	0	0	0	7	0	0	7	0	0	0	0	0	0	3	0	0	3	10
1:58 AM	0	0	0	0	0	0	13	0	0	13	0	0	0	0	0	0	9	0	0	9	22
Hourly Total	0	0	0	0	0	0	32	0	0	32	0	0	0	0	0	0	25	0	0	25	57
2:13 AM	0	0	0	0	0	0	8	0	0	8	0	0	0	0	0	0	5	0	0	5	13
2:28 AM	0	0	0	0	0	0	17	0	0	17	0	0	0	0	0	0	7	0	0	7	24
2:43 AM	0	0	0	0	0	0	11	0	0	11	0	0	0	0	0	0	9	1	0	10	21
2:58 AM	0	0	0	0	0	0	10	0	0	10	0	0	0	0	0	0	10	0	0	10	20
Hourly Total	0	0	0	0	0	0	46	0	0	46	0	0	0	0	0	0	31	1	0	32	78
3:13 AM	0	0	0	0	0	0	13	0	0	13	0	0	0	0	0	0	8	0	0	8	21
3:28 AM	0	0	0	0	0	0	15	1	0	16	0	0	0	0	0	0	3	0	0	3	19
3:43 AM	0	0	0	0	0	0	16	0	0	16	0	0	0	0	0	0	6	0	0	6	22
3:58 AM	0	0	0	0	0	0	10	0	0	10	0	0	0	0	0	0	13	0	0	13	23
Hourly Total	0	0	0	0	0	0	54	1	0	55	0	0	0	0	0	0	30	0	0	30	85
4:13 AM	0	0	0	0	0	0	9	1	0	10	0	2	0	0	2	0	13	0	0	13	25
4:28 AM	0	0	0	0	0	0	20	0	0	20	0	0	0	0	0	0	11	0	0	11	31
4:43 AM	0	1	0	0	1	0	18	0	0	18	0	1	0	0	1	0	15	1	0	16	36
4:58 AM	0	1	0	0	1	1	15	0	0	16	0	0	0	0	0	0	19	1	0	20	37
Hourly Total	0	2	0	0	2	1	62	1	0	64	0	3	0	0	3	0	58	2	0	60	129
5:13 AM	0	0	0	0	0	0	21	2	0	23	0	1	0	0	1	0	23	0	0	23	47

5:28 AM	0	0	1	0	1	0	29	3	0	32	0	1	0	0	1	0	22	1	0	23	57
5:43 AM	0	0	0	0	0	1	30	5	0	36	2	3	0	0	5	1	18	1	0	20	61
5:58 AM	0	0	1	0	1	0	24	2	0	26	0	0	0	0	0	0	25	2	0	27	54
Hourly Total	0	0	2	0	2	1	104	12	0	117	2	5	0	0	7	1	88	4	0	93	219
6:13 AM	0	2	0	0	2	1	29	3	0	33	2	0	1	0	3	2	38	1	0	41	79
6:28 AM	0	1	0	0	1	4	40	7	0	51	0	4	2	0	6	0	44	0	0	44	102
6:43 AM	0	1	0	0	1	11	44	4	0	59	1	5	1	0	7	3	36	2	0	41	108
6:58 AM	0	8	0	0	8	3	41	8	0	52	0	3	0	0	3	0	27	1	0	28	91
Hourly Total	0	12	0	0	12	19	154	22	0	195	3	12	4	0	19	5	145	4	0	154	380
7:13 AM	2	8	0	0	10	6	49	13	0	68	1	7	2	0	10	5	45	1	0	51	139
7:28 AM	1	7	2	0	10	8	55	24	0	87	3	7	4	0	14	1	27	0	0	28	139
7:43 AM	2	10	3	0	15	7	45	22	0	74	2	3	1	0	6	11	32	3	1	47	142
7:58 AM	3	12	3	0	18	4	42	12	0	58	2	11	0	0	13	2	48	7	0	57	146
Hourly Total	8	37	8	0	53	25	191	71	0	287	8	28	7	0	43	19	152	11	1	183	566
8:13 AM	0	6	2	0	8	4	51	8	0	63	2	3	1	0	6	1	46	3	0	50	127
8:28 AM	0	3	4	0	7	4	57	7	0	68	5	2	0	0	7	1	58	3	0	62	144
8:43 AM	1	4	1	0	6	2	53	7	0	62	2	1	0	0	3	0	66	0	0	66	137
8:58 AM	1	3	1	0	5	3	68	12	0	83	8	3	2	0	13	2	52	2	0	56	157
Hourly Total	2	16	8	0	26	13	229	34	0	276	17	9	3	0	29	4	222	8	0	234	565
9:13 AM	1	3	1	0	5	1	50	2	0	53	4	4	1	0	9	0	57	2	0	59	126
9:28 AM	0	4	1	0	5	4	58	9	0	71	3	1	0	0	4	2	56	1	0	59	139
9:43 AM	0	5	1	0	6	2	45	9	0	56	2	5	0	0	7	1	48	1	0	50	119
9:58 AM	1	4	1	0	6	1	62	6	0	69	5	1	0	0	6	0	51	1	0	52	133
Hourly Total	2	16	4	0	22	8	215	26	0	249	14	11	1	0	26	3	212	5	0	220	517
10:13 AM	0	4	0	0	4	0	46	8	0	54	3	3	1	0	7	1	65	0	1	67	132
10:28 AM	2	3	1	0	6	0	58	8	0	66	2	2	0	0	4	2	56	0	0	58	134
10:43 AM	0	2	1	0	3	2	67	5	0	74	3	1	0	0	4	1	63	1	0	65	146
10:58 AM	1	3	1	0	5	3	67	8	1	79	4	2	1	0	7	1	76	1	0	78	169
Hourly Total	3	12	3	0	18	5	238	29	1	273	12	8	2	0	22	5	260	2	1	268	581
11:13 AM	0	0	0	0	0	0	0	0	0	0	0	0	0	0	0	0	0	0	0	0	0
Grand Total	52	273	81	0	406	111	3704	523	1	4339	300	204	64	0	568	82	3952	90	7	4131	9444
Approach %	12.8	67.2	20.0	0.0	-	2.6	85.4	12.1	0.0	-	52.8	35.9	11.3	0.0	-	2.0	95.7	2.2	0.2	-	-
Total %	0.6	2.9	0.9	0.0	4.3	1.2	39.2	5.5	0.0	45.9	3.2	2.2	0.7	0.0	6.0	0.9	41.8	1.0	0.1	43.7	-
Lights	48	267	71	0	386	94	2047	515	1	2657	298	200	59	0	557	77	2296	83	6	2462	6062
% Lights	92.3	97.8	87.7	-	95.1	84.7	55.3	98.5	100.0	61.2	99.3	98.0	92.2	-	98.1	93.9	58.1	92.2	85.7	59.6	64.2
Mediums	2	5	3	0	10	11	111	6	0	128	1	4	3	0	8	3	106	3	0	112	258
% Mediums	3.8	1.8	3.7	-	2.5	9.9	3.0	1.1	0.0	2.9	0.3	2.0	4.7	-	1.4	3.7	2.7	3.3	0.0	2.7	2.7
Articulated Trucks	2	1	7	0	10	6	1546	2	0	1554	1	0	2	0	3	2	1550	4	1	1557	3124
% Articulated Trucks	3.8	0.4	8.6	-	2.5	5.4	41.7	0.4	0.0	35.8	0.3	0.0	3.1	-	0.5	2.4	39.2	4.4	14.3	37.7	33.1



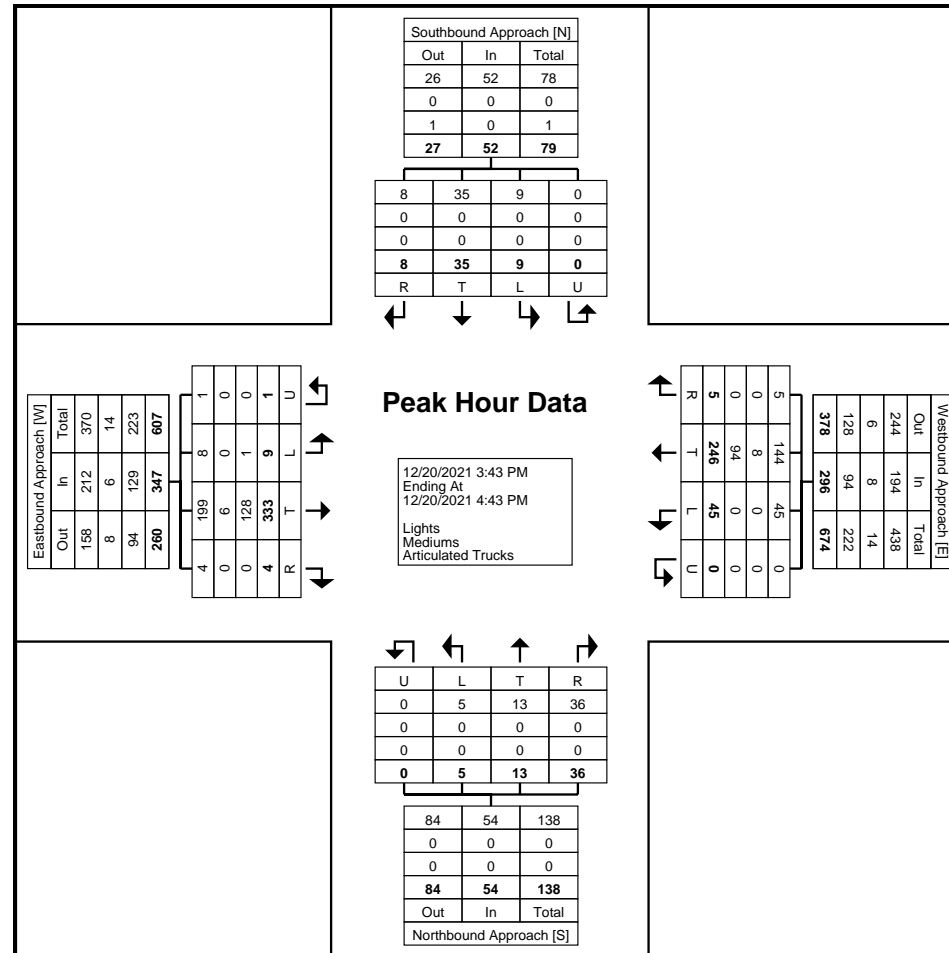
Turning Movement Data Plot

MoDOT Northeast District  
 1711 S. Highway 61  
 Hannibal, Missouri, United States 63401  
 573-248-6284 Jody.Gorrell@modot.mo.gov

Count Name: Macon 36 Kellogg  
 Site Code:  
 Start Date: 12/20/2021  
 Page No: 5

### Turning Movement Peak Hour Data (3:43 PM)

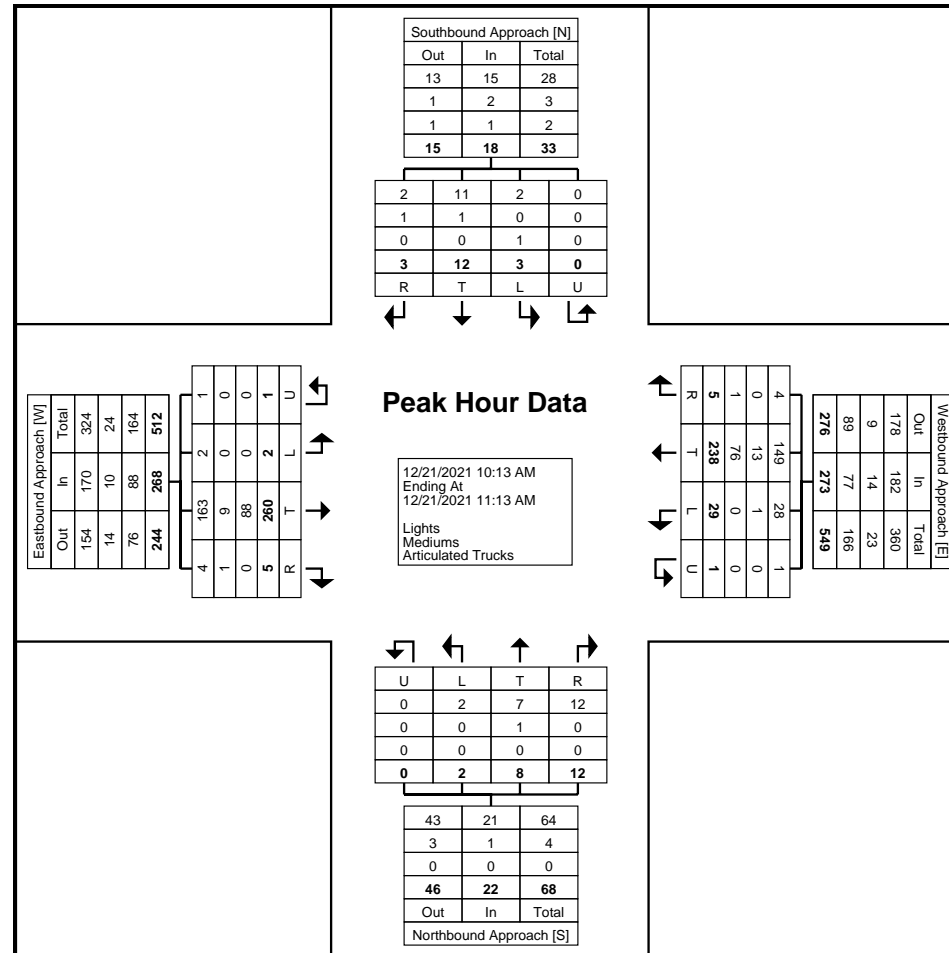
Start Time	Southbound Approach Southbound					Westbound Approach Westbound					Northbound Approach Northbound					Eastbound Approach Eastbound					Int. Total
	Right	Thru	Left	U-Turn	App. Total	Right	Thru	Left	U-Turn	App. Total	Right	Thru	Left	U-Turn	App. Total	Right	Thru	Left	U-Turn	App. Total	
3:43 PM	1	10	1	0	12	1	56	8	0	65	10	5	0	0	15	2	88	3	1	94	186
3:58 PM	1	8	0	0	9	1	54	15	0	70	7	0	3	0	10	1	84	4	0	89	178
4:13 PM	3	6	4	0	13	0	64	13	0	77	9	3	1	0	13	0	77	0	0	77	180
4:28 PM	3	11	4	0	18	3	72	9	0	84	10	5	1	0	16	1	84	2	0	87	205
Total	8	35	9	0	52	5	246	45	0	296	36	13	5	0	54	4	333	9	1	347	749
Approach %	15.4	67.3	17.3	0.0	-	1.7	83.1	15.2	0.0	-	66.7	24.1	9.3	0.0	-	1.2	96.0	2.6	0.3	-	-
Total %	1.1	4.7	1.2	0.0	6.9	0.7	32.8	6.0	0.0	39.5	4.8	1.7	0.7	0.0	7.2	0.5	44.5	1.2	0.1	46.3	-
PHF	0.667	0.795	0.563	0.000	0.722	0.417	0.854	0.750	0.000	0.881	0.900	0.650	0.417	0.000	0.844	0.500	0.946	0.563	0.250	0.923	0.913
Lights	8	35	9	0	52	5	144	45	0	194	36	13	5	0	54	4	199	8	1	212	512
% Lights	100.0	100.0	100.0	-	100.0	100.0	58.5	100.0	-	65.5	100.0	100.0	100.0	-	100.0	100.0	59.8	88.9	100.0	61.1	68.4
Mediums	0	0	0	0	0	0	8	0	0	8	0	0	0	0	0	0	6	0	0	6	14
% Mediums	0.0	0.0	0.0	-	0.0	0.0	3.3	0.0	-	2.7	0.0	0.0	0.0	-	0.0	0.0	1.8	0.0	0.0	1.7	1.9
Articulated Trucks	0	0	0	0	0	0	94	0	0	94	0	0	0	0	0	0	128	1	0	129	223
% Articulated Trucks	0.0	0.0	0.0	-	0.0	0.0	38.2	0.0	-	31.8	0.0	0.0	0.0	-	0.0	0.0	38.4	11.1	0.0	37.2	29.8



Turning Movement Peak Hour Data Plot (3:43 PM)

### Turning Movement Peak Hour Data (10:13 AM)

Start Time	Southbound Approach Southbound					Westbound Approach Westbound					Northbound Approach Northbound					Eastbound Approach Eastbound					Int. Total
	Right	Thru	Left	U-Turn	App. Total	Right	Thru	Left	U-Turn	App. Total	Right	Thru	Left	U-Turn	App. Total	Right	Thru	Left	U-Turn	App. Total	
10:13 AM	0	4	0	0	4	0	46	8	0	54	3	3	1	0	7	1	65	0	1	67	132
10:28 AM	2	3	1	0	6	0	58	8	0	66	2	2	0	0	4	2	56	0	0	58	134
10:43 AM	0	2	1	0	3	2	67	5	0	74	3	1	0	0	4	1	63	1	0	65	146
10:58 AM	1	3	1	0	5	3	67	8	1	79	4	2	1	0	7	1	76	1	0	78	169
Total	3	12	3	0	18	5	238	29	1	273	12	8	2	0	22	5	260	2	1	268	581
Approach %	16.7	66.7	16.7	0.0	-	1.8	87.2	10.6	0.4	-	54.5	36.4	9.1	0.0	-	1.9	97.0	0.7	0.4	-	-
Total %	0.5	2.1	0.5	0.0	3.1	0.9	41.0	5.0	0.2	47.0	2.1	1.4	0.3	0.0	3.8	0.9	44.8	0.3	0.2	46.1	-
PHF	0.375	0.750	0.750	0.000	0.750	0.417	0.888	0.906	0.250	0.864	0.750	0.667	0.500	0.000	0.786	0.625	0.855	0.500	0.250	0.859	0.859
Lights	2	11	2	0	15	4	149	28	1	182	12	7	2	0	21	4	163	2	1	170	388
% Lights	66.7	91.7	66.7	-	83.3	80.0	62.6	96.6	100.0	66.7	100.0	87.5	100.0	-	95.5	80.0	62.7	100.0	100.0	63.4	66.8
Mediums	1	1	0	0	2	0	13	1	0	14	0	1	0	0	1	1	9	0	0	10	27
% Mediums	33.3	8.3	0.0	-	11.1	0.0	5.5	3.4	0.0	5.1	0.0	12.5	0.0	-	4.5	20.0	3.5	0.0	0.0	3.7	4.6
Articulated Trucks	0	0	1	0	1	1	76	0	0	77	0	0	0	0	0	0	88	0	0	88	166
% Articulated Trucks	0.0	0.0	33.3	-	5.6	20.0	31.9	0.0	0.0	28.2	0.0	0.0	0.0	-	0.0	0.0	33.8	0.0	0.0	32.8	28.6



Turning Movement Peak Hour Data Plot (10:13 AM)