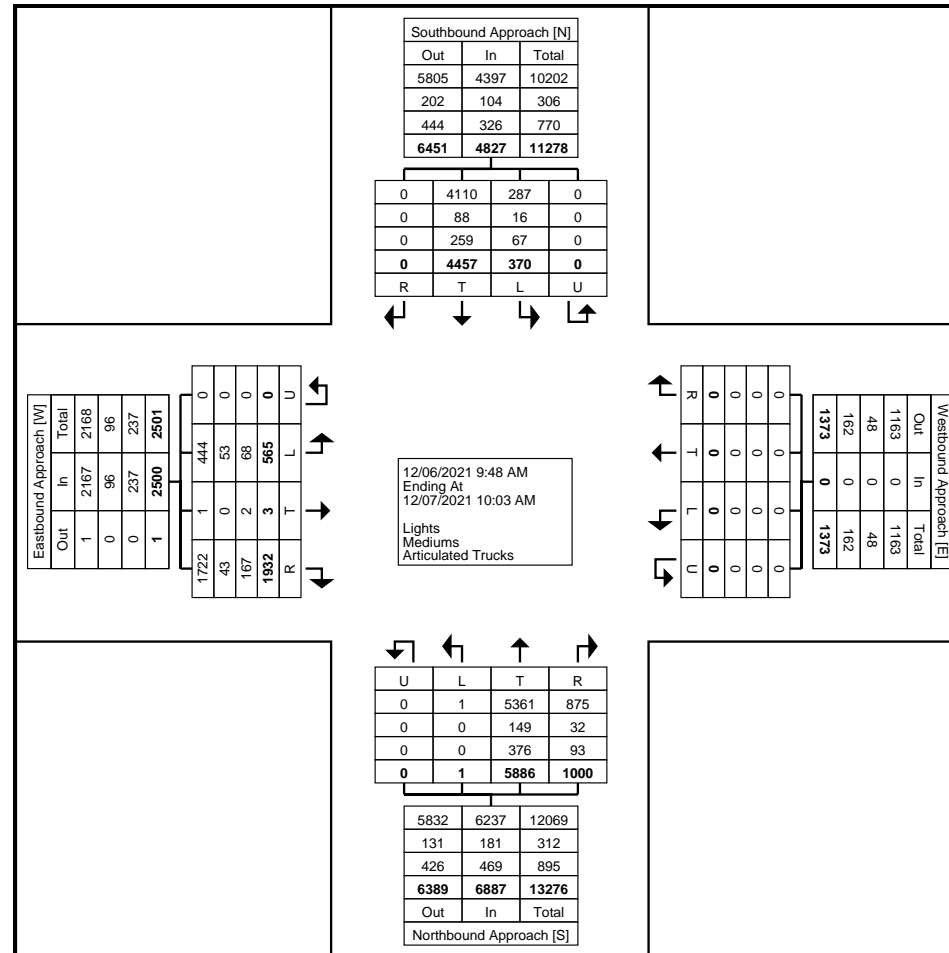


Turning Movement Data

Start Time	Southbound Approach Southbound					Westbound Approach Westbound					Northbound Approach Northbound					Eastbound Approach Eastbound					Int. Total
	Right	Thru	Left	U-Turn	App. Total	Right	Thru	Left	U-Turn	App. Total	Right	Thru	Left	U-Turn	App. Total	Right	Thru	Left	U-Turn	App. Total	
9:48 AM	0	51	12	0	63	0	0	0	0	0	9	78	0	0	87	42	0	10	0	52	202
Hourly Total	0	51	12	0	63	0	0	0	0	0	9	78	0	0	87	42	0	10	0	52	202
10:03 AM	0	60	1	0	61	0	0	0	0	0	14	93	0	0	107	33	0	15	0	48	216
10:18 AM	0	67	7	0	74	0	0	0	0	0	22	94	0	0	116	44	0	7	0	51	241
10:33 AM	0	96	7	0	103	0	0	0	0	0	11	95	0	0	106	46	0	8	0	54	263
10:48 AM	0	84	4	0	88	0	0	0	0	0	17	103	0	0	120	26	0	11	0	37	245
Hourly Total	0	307	19	0	326	0	0	0	0	0	64	385	0	0	449	149	0	41	0	190	965
11:03 AM	0	77	6	0	83	0	0	0	0	0	17	97	0	0	114	36	0	13	0	49	246
11:18 AM	0	89	2	0	91	0	0	0	0	0	21	111	0	0	132	31	0	8	0	39	262
11:33 AM	0	82	4	0	86	0	0	0	0	0	17	99	0	0	116	36	0	20	0	56	258
11:48 AM	0	103	8	0	111	0	0	0	0	0	12	108	0	0	120	35	0	10	0	45	276
Hourly Total	0	351	20	0	371	0	0	0	0	0	67	415	0	0	482	138	0	51	0	189	1042
12:03 PM	0	96	10	0	106	0	0	0	0	0	19	100	0	0	119	34	0	9	0	43	268
12:18 PM	0	80	9	0	89	0	0	0	0	0	18	132	0	0	150	26	0	12	0	38	277
12:33 PM	0	88	9	0	97	0	0	0	0	0	17	105	0	0	122	33	0	9	0	42	261
12:48 PM	0	88	6	0	94	0	0	0	0	0	13	105	0	0	118	26	0	12	0	38	250
Hourly Total	0	352	34	0	386	0	0	0	0	0	67	442	0	0	509	119	0	42	0	161	1056
1:03 PM	0	79	5	0	84	0	0	0	0	0	25	112	0	0	137	34	0	10	0	44	265
1:18 PM	0	84	8	0	92	0	0	0	0	0	20	111	0	0	131	29	0	10	0	39	262
1:33 PM	0	62	4	0	66	0	0	0	0	0	17	95	0	0	112	34	0	11	0	45	223
1:48 PM	0	70	8	0	78	0	0	0	0	0	12	107	0	0	119	25	0	6	0	31	228
Hourly Total	0	295	25	0	320	0	0	0	0	0	74	425	0	0	499	122	0	37	0	159	978
2:03 PM	0	74	8	0	82	0	0	0	0	0	20	100	0	0	120	37	0	11	0	48	250
2:18 PM	0	55	12	0	67	0	0	0	0	0	16	105	0	0	121	32	0	9	0	41	229
2:33 PM	0	73	8	0	81	0	0	0	0	0	11	117	0	0	128	28	0	8	0	36	245
2:48 PM	0	71	6	0	77	0	0	0	0	0	14	102	0	0	116	23	0	10	0	33	226
Hourly Total	0	273	34	0	307	0	0	0	0	0	61	424	0	0	485	120	0	38	0	158	950
3:03 PM	0	77	9	0	86	0	0	0	0	0	12	106	0	0	118	39	0	12	0	51	255
3:18 PM	0	99	6	0	105	0	0	0	0	0	15	108	0	0	123	26	0	6	0	32	260
3:33 PM	0	80	5	0	85	0	0	0	0	0	17	153	0	0	170	31	0	6	0	37	292
3:48 PM	0	78	4	0	82	0	0	0	0	0	26	143	0	0	169	35	0	12	0	47	298
Hourly Total	0	334	24	0	358	0	0	0	0	0	70	510	0	0	580	131	0	36	0	167	1105
4:03 PM	0	64	8	0	72	0	0	0	0	0	29	145	0	0	174	38	0	3	0	41	287
4:18 PM	0	74	7	0	81	0	0	0	0	0	27	155	0	0	182	36	0	11	0	47	310
4:33 PM	0	76	6	0	82	0	0	0	0	0	22	150	0	0	172	34	0	12	0	46	300
4:48 PM	0	91	8	0	99	0	0	0	0	0	22	156	0	0	178	34	0	12	0	46	323
Hourly Total	0	305	29	0	334	0	0	0	0	0	100	606	0	0	706	142	0	38	0	180	1220
5:03 PM	0	100	4	0	104	0	0	0	0	0	24	174	0	0	198	25	1	10	0	36	338
5:18 PM	0	73	10	0	83	0	0	0	0	0	22	124	0	0	146	35	0	6	0	41	270

5:33 PM	0	73	4	0	77	0	0	0	0	0	20	105	0	0	125	31	0	10	0	41	243
5:48 PM	0	59	8	0	67	0	0	0	0	0	10	97	0	0	107	26	0	7	0	33	207
Hourly Total	0	305	26	0	331	0	0	0	0	0	76	500	0	0	576	117	1	33	0	151	1058
6:03 PM	0	49	4	0	53	0	0	0	0	0	17	66	0	0	83	18	0	11	0	29	165
6:18 PM	0	49	4	0	53	0	0	0	0	0	10	94	0	0	104	12	0	6	0	18	175
6:33 PM	0	41	2	0	43	0	0	0	0	0	10	76	0	0	86	20	0	2	0	22	151
6:48 PM	0	27	1	0	28	0	0	0	0	0	12	77	0	0	89	19	0	1	0	20	137
Hourly Total	0	166	11	0	177	0	0	0	0	0	49	313	0	0	362	69	0	20	0	89	628
7:03 PM	0	45	4	0	49	0	0	0	0	0	12	63	0	0	75	17	0	3	0	20	144
7:18 PM	0	25	0	0	25	0	0	0	0	0	11	34	0	0	45	12	0	5	0	17	87
7:33 PM	0	31	0	0	31	0	0	0	0	0	13	36	0	0	49	15	0	3	0	18	98
7:48 PM	0	31	0	0	31	0	0	0	0	0	8	38	0	0	46	15	0	4	0	19	96
Hourly Total	0	132	4	0	136	0	0	0	0	0	44	171	0	0	215	59	0	15	0	74	425
8:03 PM	0	18	4	0	22	0	0	0	0	0	4	56	0	0	60	18	0	0	0	18	100
8:18 PM	0	26	4	0	30	0	0	0	0	0	3	34	0	0	37	9	1	4	0	14	81
8:33 PM	0	19	0	0	19	0	0	0	0	0	10	38	0	0	48	8	0	2	0	10	77
8:48 PM	0	20	1	0	21	0	0	0	0	0	23	30	0	0	53	15	0	2	0	17	91
Hourly Total	0	83	9	0	92	0	0	0	0	0	40	158	0	0	198	50	1	8	0	59	349
9:03 PM	0	15	0	0	15	0	0	0	0	0	9	27	0	0	36	8	0	1	0	9	60
9:18 PM	0	19	0	0	19	0	0	0	0	0	6	33	0	0	39	3	1	3	0	7	65
9:33 PM	0	17	0	0	17	0	0	0	0	0	6	17	0	0	23	7	0	3	0	10	50
9:48 PM	0	13	0	0	13	0	0	0	0	0	5	17	0	0	22	7	0	3	0	10	45
Hourly Total	0	64	0	0	64	0	0	0	0	0	26	94	0	0	120	25	1	10	0	36	220
10:03 PM	0	12	0	0	12	0	0	0	0	0	4	15	0	0	19	5	0	0	0	5	36
10:18 PM	0	10	1	0	11	0	0	0	0	0	5	12	0	0	17	3	0	2	0	5	33
10:33 PM	0	3	2	0	5	0	0	0	0	0	3	16	0	0	19	4	0	1	0	5	29
10:48 PM	0	6	0	0	6	0	0	0	0	0	3	4	0	0	7	2	0	1	0	3	16
Hourly Total	0	31	3	0	34	0	0	0	0	0	15	47	0	0	62	14	0	4	0	18	114
11:03 PM	0	5	0	0	5	0	0	0	0	0	3	8	0	0	11	0	0	0	0	0	16
11:18 PM	0	2	0	0	2	0	0	0	0	0	3	12	0	0	15	5	0	0	0	5	22
11:33 PM	0	6	1	0	7	0	0	0	0	0	1	3	0	0	4	1	0	4	0	5	16
11:48 PM	0	12	0	0	12	0	0	0	0	0	4	7	0	0	11	0	0	0	0	0	23
Hourly Total	0	25	1	0	26	0	0	0	0	0	11	30	0	0	41	6	0	4	0	10	77
12:03 AM	0	7	0	0	7	0	0	0	0	0	2	5	0	0	7	2	0	1	0	3	17
12:18 AM	0	6	0	0	6	0	0	0	0	0	0	5	0	0	5	2	0	0	0	2	13
12:33 AM	0	4	0	0	4	0	0	0	0	0	2	8	0	0	10	0	0	0	0	0	14
12:48 AM	0	3	0	0	3	0	0	0	0	0	2	8	0	0	10	0	0	0	0	0	13
Hourly Total	0	20	0	0	20	0	0	0	0	0	6	26	0	0	32	4	0	1	0	5	57
1:03 AM	0	2	0	0	2	0	0	0	0	0	1	1	0	0	2	1	0	0	0	1	5
1:18 AM	0	2	1	0	3	0	0	0	0	0	1	5	0	0	6	3	0	0	0	3	12
1:33 AM	0	4	2	0	6	0	0	0	0	0	0	1	0	0	1	1	0	0	0	1	8
1:48 AM	0	5	0	0	5	0	0	0	0	0	3	9	0	0	12	0	0	0	0	0	17
Hourly Total	0	13	3	0	16	0	0	0	0	0	5	16	0	0	21	5	0	0	0	5	42
2:03 AM	0	1	0	0	1	0	0	0	0	0	0	3	0	0	3	3	0	1	0	4	8
2:18 AM	0	5	1	0	6	0	0	0	0	0	2	8	0	0	10	3	0	2	0	5	21
2:33 AM	0	4	0	0	4	0	0	0	0	0	0	4	0	0	4	1	0	2	0	3	11
2:48 AM	0	0	1	0	1	0	0	0	0	0	1	9	0	0	10	0	0	1	0	1	12
Hourly Total	0	10	2	0	12	0	0	0	0	0	3	24	0	0	27	7	0	6	0	13	52
3:03 AM	0	5	0	0	5	0	0	0	0	0	1	7	0	0	8	2	0	0	0	2	15
3:18 AM	0	4	1	0	5	0	0	0	0	0	0	8	0	0	8	1	0	0	0	1	14
3:33 AM	0	9	2	0	11	0	0	0	0	0	0	3	0	0	3	2	0	1	0	3	17
3:48 AM	0	9	1	0	10	0	0	0	0	0	2	5	0	0	7	3	0	1	0	4	21

Hourly Total	0	27	4	0	31	0	0	0	0	0	3	23	0	0	26	8	0	2	0	10	67
4:03 AM	0	10	1	0	11	0	0	0	0	0	1	7	0	0	8	5	0	2	0	7	26
4:18 AM	0	16	0	0	16	0	0	0	0	0	4	5	0	0	9	3	0	0	0	3	28
4:33 AM	0	19	0	0	19	0	0	0	0	0	2	7	0	0	9	6	0	2	0	8	36
4:48 AM	0	20	1	0	21	0	0	0	0	0	3	17	0	0	20	1	0	0	0	1	42
Hourly Total	0	65	2	0	67	0	0	0	0	0	10	36	0	0	46	15	0	4	0	19	132
5:03 AM	0	30	1	0	31	0	0	0	0	0	4	10	0	0	14	16	0	2	0	18	63
5:18 AM	0	29	3	0	32	0	0	0	0	0	3	13	0	0	16	11	0	1	0	12	60
5:33 AM	0	35	3	0	38	0	0	0	0	0	5	24	0	0	29	17	0	3	0	20	87
5:48 AM	0	35	4	0	39	0	0	0	0	0	5	25	0	0	30	23	0	6	0	29	98
Hourly Total	0	129	11	0	140	0	0	0	0	0	17	72	0	0	89	67	0	12	0	79	308
6:03 AM	0	32	4	0	36	0	0	0	0	0	9	46	0	0	55	25	0	4	0	29	120
6:18 AM	0	41	6	0	47	0	0	0	0	0	19	52	0	0	71	35	0	3	0	38	156
6:33 AM	0	35	0	0	35	0	0	0	0	0	13	50	0	0	63	24	0	21	0	45	143
6:48 AM	0	71	4	0	75	0	0	0	0	0	10	47	0	0	57	25	0	3	0	28	160
Hourly Total	0	179	14	0	193	0	0	0	0	0	51	195	0	0	246	109	0	31	0	140	579
7:03 AM	0	74	5	0	79	0	0	0	0	0	12	75	0	0	87	35	0	15	0	50	216
7:18 AM	0	100	2	0	102	0	0	0	0	0	13	77	0	0	90	36	0	14	0	50	242
7:33 AM	0	110	6	0	116	0	0	0	0	0	10	88	0	0	98	58	0	15	0	73	287
7:48 AM	0	111	7	0	118	0	0	0	0	0	11	89	0	0	100	55	0	13	0	68	286
Hourly Total	0	395	20	0	415	0	0	0	0	0	46	329	0	0	375	184	0	57	0	241	1031
8:03 AM	0	93	7	0	100	0	0	0	0	0	14	106	0	0	120	47	0	14	0	61	281
8:18 AM	0	90	12	0	102	0	0	0	0	0	9	72	0	0	81	37	0	12	0	49	232
8:33 AM	0	68	18	0	86	0	0	0	0	0	12	80	0	0	92	33	0	6	0	39	217
8:48 AM	0	78	12	0	90	0	0	0	0	0	9	78	1	0	88	32	0	10	0	42	220
Hourly Total	0	329	49	0	378	0	0	0	0	0	44	336	1	0	381	149	0	42	0	191	950
9:03 AM	0	64	4	0	68	0	0	0	0	0	14	74	0	0	88	32	0	6	0	38	194
9:18 AM	0	76	7	0	83	0	0	0	0	0	16	71	0	0	87	19	0	9	0	28	198
9:33 AM	0	74	3	0	77	0	0	0	0	0	12	84	0	0	96	27	0	8	0	35	208
9:48 AM	0	2	0	0	2	0	0	0	0	0	0	2	0	0	2	3	0	0	0	3	7
Hourly Total	0	216	14	0	230	0	0	0	0	0	42	231	0	0	273	81	0	23	0	104	607
Grand Total	0	4457	370	0	4827	0	0	0	0	0	1000	5886	1	0	6887	1932	3	565	0	2500	14214
Approach %	0.0	92.3	7.7	0.0	-	0.0	0.0	0.0	0.0	-	14.5	85.5	0.0	0.0	-	77.3	0.1	22.6	0.0	-	-
Total %	0.0	31.4	2.6	0.0	34.0	0.0	0.0	0.0	0.0	0.0	7.0	41.4	0.0	0.0	48.5	13.6	0.0	4.0	0.0	17.6	-
Lights	0	4110	287	0	4397	0	0	0	0	0	875	5361	1	0	6237	1722	1	444	0	2167	12801
% Lights	-	92.2	77.6	-	91.1	-	-	-	-	-	87.5	91.1	100.0	-	90.6	89.1	33.3	78.6	-	86.7	90.1
Mediums	0	88	16	0	104	0	0	0	0	0	32	149	0	0	181	43	0	53	0	96	381
% Mediums	-	2.0	4.3	-	2.2	-	-	-	-	-	3.2	2.5	0.0	-	2.6	2.2	0.0	9.4	-	3.8	2.7
Articulated Trucks	0	259	67	0	326	0	0	0	0	0	93	376	0	0	469	167	2	68	0	237	1032
% Articulated Trucks	-	5.8	18.1	-	6.8	-	-	-	-	-	9.3	6.4	0.0	-	6.8	8.6	66.7	12.0	-	9.5	7.3



Turning Movement Data Plot

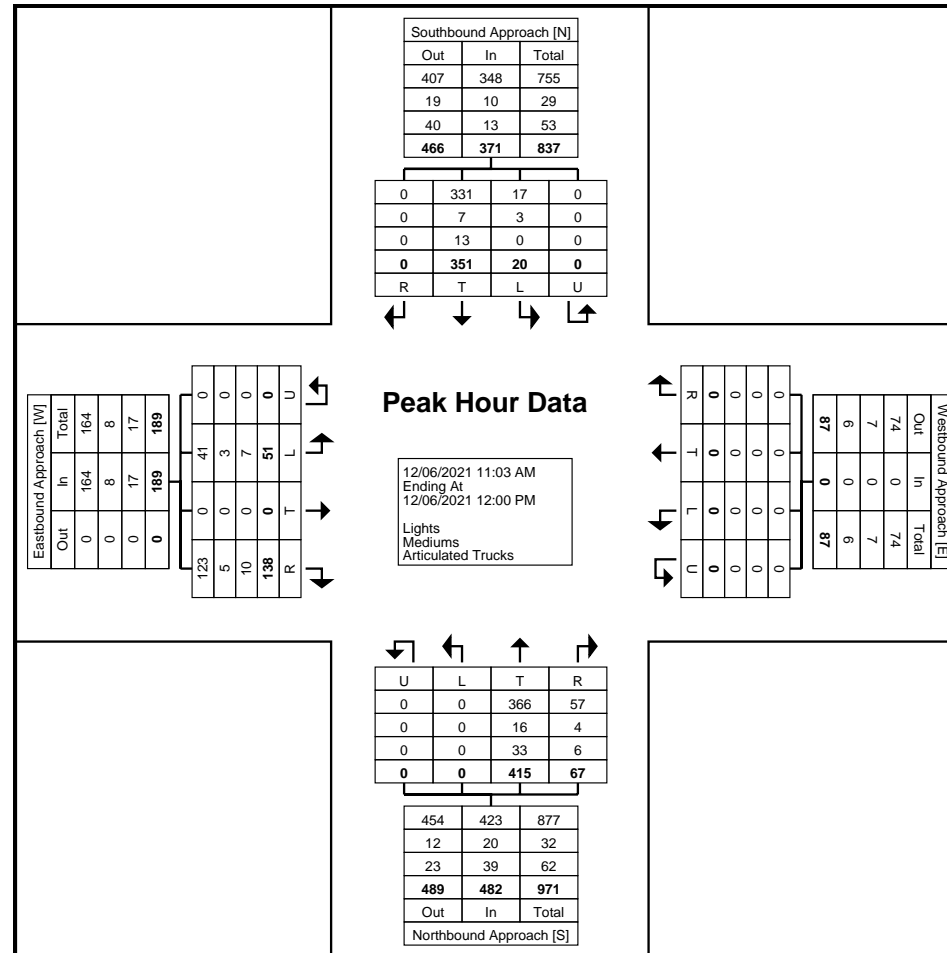
Turning Movement Peak Hour Data (11:03 AM)

Start Time	Southbound Approach Southbound					Westbound Approach Westbound					Northbound Approach Northbound					Eastbound Approach Eastbound					Int. Total
	Right	Thru	Left	U-Turn	App. Total	Right	Thru	Left	U-Turn	App. Total	Right	Thru	Left	U-Turn	App. Total	Right	Thru	Left	U-Turn	App. Total	
11:03 AM	0	77	6	0	83	0	0	0	0	0	17	97	0	0	114	36	0	13	0	49	246
11:18 AM	0	89	2	0	91	0	0	0	0	0	21	111	0	0	132	31	0	8	0	39	262
11:33 AM	0	82	4	0	86	0	0	0	0	0	17	99	0	0	116	36	0	20	0	56	258
11:48 AM	0	103	8	0	111	0	0	0	0	0	12	108	0	0	120	35	0	10	0	45	276
Total	0	351	20	0	371	0	0	0	0	0	67	415	0	0	482	138	0	51	0	189	1042
Approach %	0.0	94.6	5.4	0.0	-	0.0	0.0	0.0	0.0	-	13.9	86.1	0.0	0.0	-	73.0	0.0	27.0	0.0	-	-
Total %	0.0	33.7	1.9	0.0	35.6	0.0	0.0	0.0	0.0	0.0	6.4	39.8	0.0	0.0	46.3	13.2	0.0	4.9	0.0	18.1	-
PHF	0.000	1.136	0.833	0.000	1.114	0.000	0.000	0.000	0.000	0.000	1.063	1.246	0.000	0.000	1.217	1.278	0.000	0.850	0.000	1.125	1.258
Lights	0	331	17	0	348	0	0	0	0	0	57	366	0	0	423	123	0	41	0	164	935
% Lights	-	94.3	85.0	-	93.8	-	-	-	-	-	85.1	88.2	-	-	87.8	89.1	-	80.4	-	86.8	89.7
Mediums	0	7	3	0	10	0	0	0	0	0	4	16	0	0	20	5	0	3	0	8	38
% Mediums	-	2.0	15.0	-	2.7	-	-	-	-	-	6.0	3.9	-	-	4.1	3.6	-	5.9	-	4.2	3.6
Articulated Trucks	0	13	0	0	13	0	0	0	0	0	6	33	0	0	39	10	0	7	0	17	69
% Articulated Trucks	-	3.7	0.0	-	3.5	-	-	-	-	-	9.0	8.0	-	-	8.1	7.2	-	13.7	-	9.0	6.6

MoDOT Northeast District
1711 S. Highway 61

Hannibal, Missouri, United States 63401
573-248-6284 Jody.Gorrell@modot.mo.gov

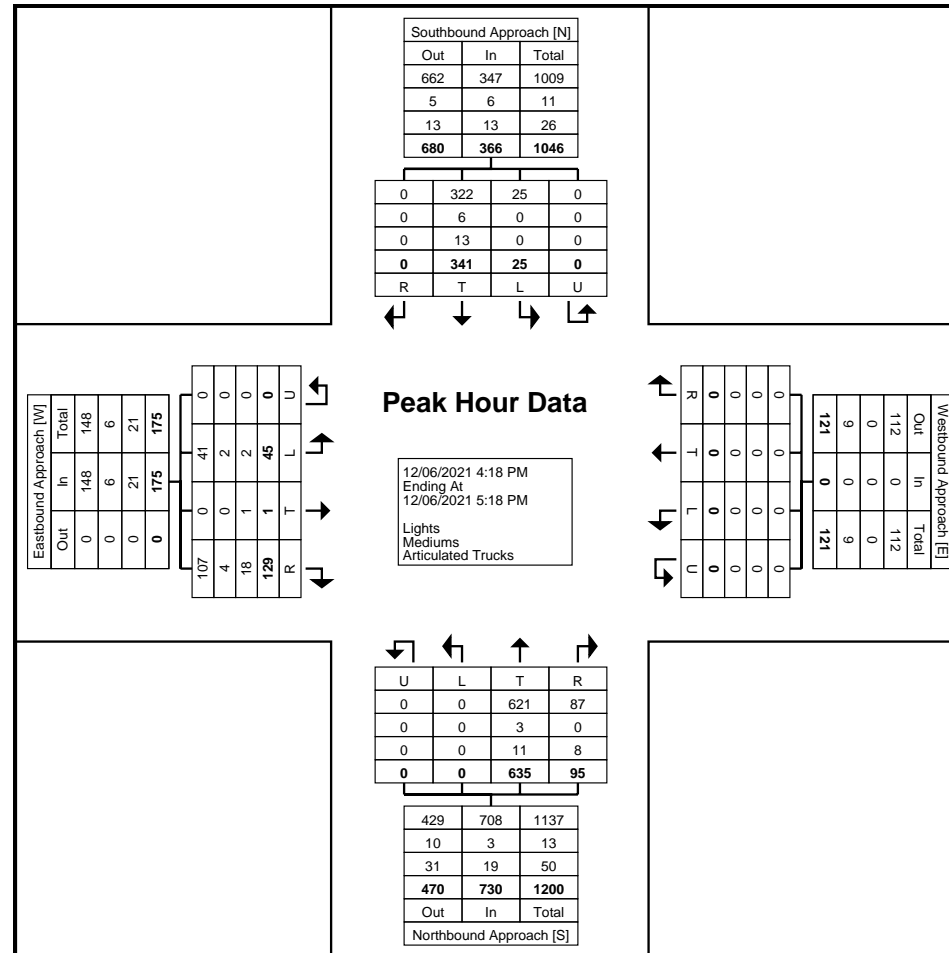
Count Name: Macon 36_63 eastbound ramps
Site Code:
Start Date: 12/06/2021
Page No: 6



Turning Movement Peak Hour Data Plot (11:03 AM)

Turning Movement Peak Hour Data (4:18 PM)

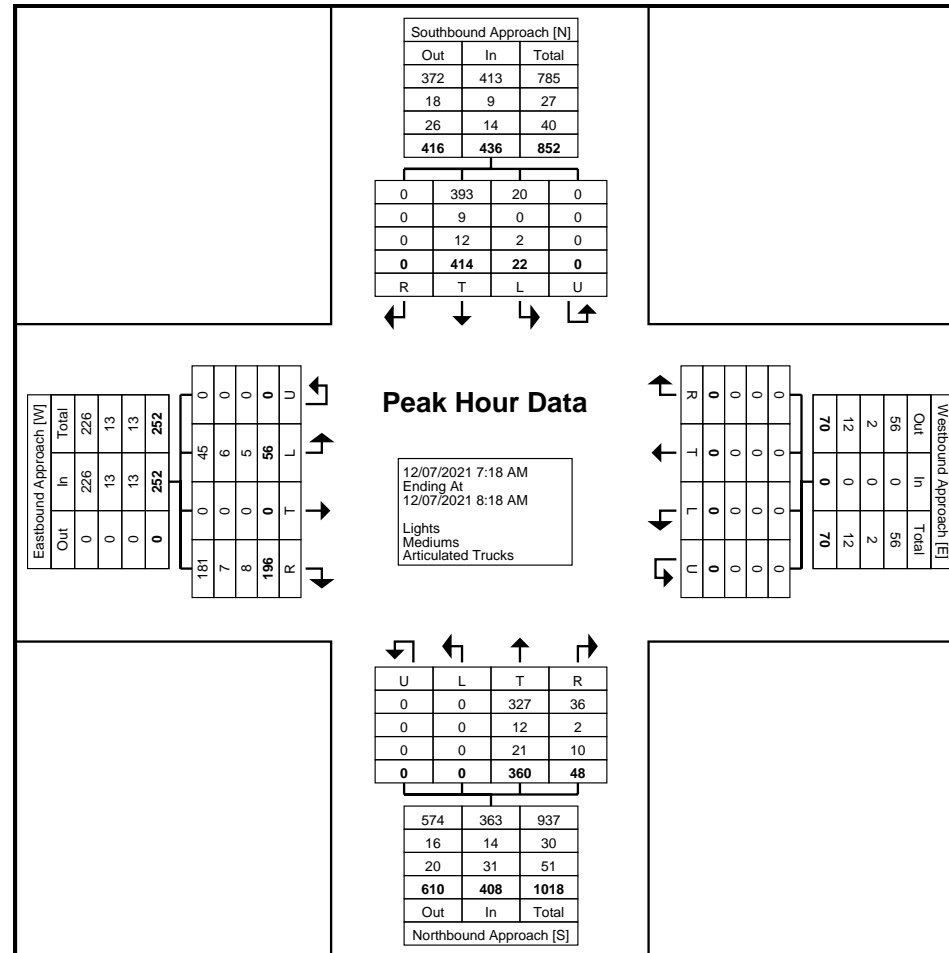
Start Time	Southbound Approach Southbound					Westbound Approach Westbound					Northbound Approach Northbound					Eastbound Approach Eastbound					Int. Total
	Right	Thru	Left	U-Turn	App. Total	Right	Thru	Left	U-Turn	App. Total	Right	Thru	Left	U-Turn	App. Total	Right	Thru	Left	U-Turn	App. Total	
4:18 PM	0	74	7	0	81	0	0	0	0	0	27	155	0	0	182	36	0	11	0	47	310
4:33 PM	0	76	6	0	82	0	0	0	0	0	22	150	0	0	172	34	0	12	0	46	300
4:48 PM	0	91	8	0	99	0	0	0	0	0	22	156	0	0	178	34	0	12	0	46	323
5:03 PM	0	100	4	0	104	0	0	0	0	0	24	174	0	0	198	25	1	10	0	36	338
Total	0	341	25	0	366	0	0	0	0	0	95	635	0	0	730	129	1	45	0	175	1271
Approach %	0.0	93.2	6.8	0.0	-	0.0	0.0	0.0	0.0	-	13.0	87.0	0.0	0.0	-	73.7	0.6	25.7	0.0	-	-
Total %	0.0	26.8	2.0	0.0	28.8	0.0	0.0	0.0	0.0	0.0	7.5	50.0	0.0	0.0	57.4	10.1	0.1	3.5	0.0	13.8	-
PHF	0.000	0.853	0.781	0.000	0.880	0.000	0.000	0.000	0.000	0.000	0.880	0.912	0.000	0.000	0.922	0.896	0.250	0.938	0.000	0.931	0.940
Lights	0	322	25	0	347	0	0	0	0	0	87	621	0	0	708	107	0	41	0	148	1203
% Lights	-	94.4	100.0	-	94.8	-	-	-	-	-	91.6	97.8	-	-	97.0	82.9	0.0	91.1	-	84.6	94.6
Mediums	0	6	0	0	6	0	0	0	0	0	0	3	0	3	4	0	2	0	0	6	15
% Mediums	-	1.8	0.0	-	1.6	-	-	-	-	-	0.0	0.5	-	-	0.4	3.1	0.0	4.4	-	3.4	1.2
Articulated Trucks	0	13	0	0	13	0	0	0	0	0	8	11	0	0	19	18	1	2	0	21	53
% Articulated Trucks	-	3.8	0.0	-	3.6	-	-	-	-	-	8.4	1.7	-	-	2.6	14.0	100.0	4.4	-	12.0	4.2



Turning Movement Peak Hour Data Plot (4:18 PM)

Turning Movement Peak Hour Data (7:18 AM)

Start Time	Southbound Approach Southbound					Westbound Approach Westbound					Northbound Approach Northbound					Eastbound Approach Eastbound					Int. Total
	Right	Thru	Left	U-Turn	App. Total	Right	Thru	Left	U-Turn	App. Total	Right	Thru	Left	U-Turn	App. Total	Right	Thru	Left	U-Turn	App. Total	
7:18 AM	0	100	2	0	102	0	0	0	0	0	13	77	0	0	90	36	0	14	0	50	242
7:33 AM	0	110	6	0	116	0	0	0	0	0	10	88	0	0	98	58	0	15	0	73	287
7:48 AM	0	111	7	0	118	0	0	0	0	0	11	89	0	0	100	55	0	13	0	68	286
8:03 AM	0	93	7	0	100	0	0	0	0	0	14	106	0	0	120	47	0	14	0	61	281
Total	0	414	22	0	436	0	0	0	0	0	48	360	0	0	408	196	0	56	0	252	1096
Approach %	0.0	95.0	5.0	0.0	-	0.0	0.0	0.0	0.0	-	11.8	88.2	0.0	0.0	-	77.8	0.0	22.2	0.0	-	-
Total %	0.0	37.8	2.0	0.0	39.8	0.0	0.0	0.0	0.0	0.0	4.4	32.8	0.0	0.0	37.2	17.9	0.0	5.1	0.0	23.0	-
PHF	0.000	0.932	0.786	0.000	0.924	0.000	0.000	0.000	0.000	0.000	0.857	0.849	0.000	0.000	0.850	0.845	0.000	0.933	0.000	0.863	0.955
Lights	0	393	20	0	413	0	0	0	0	0	36	327	0	0	363	181	0	45	0	226	1002
% Lights	-	94.9	90.9	-	94.7	-	-	-	-	-	75.0	90.8	-	-	89.0	92.3	-	80.4	-	89.7	91.4
Mediums	0	9	0	0	9	0	0	0	0	0	2	12	0	0	14	7	0	6	0	13	36
% Mediums	-	2.2	0.0	-	2.1	-	-	-	-	-	4.2	3.3	-	-	3.4	3.6	-	10.7	-	5.2	3.3
Articulated Trucks	0	12	2	0	14	0	0	0	0	0	10	21	0	0	31	8	0	5	0	13	58
% Articulated Trucks	-	2.9	9.1	-	3.2	-	-	-	-	-	20.8	5.8	-	-	7.6	4.1	-	8.9	-	5.2	5.3



Turning Movement Peak Hour Data Plot (7:18 AM)