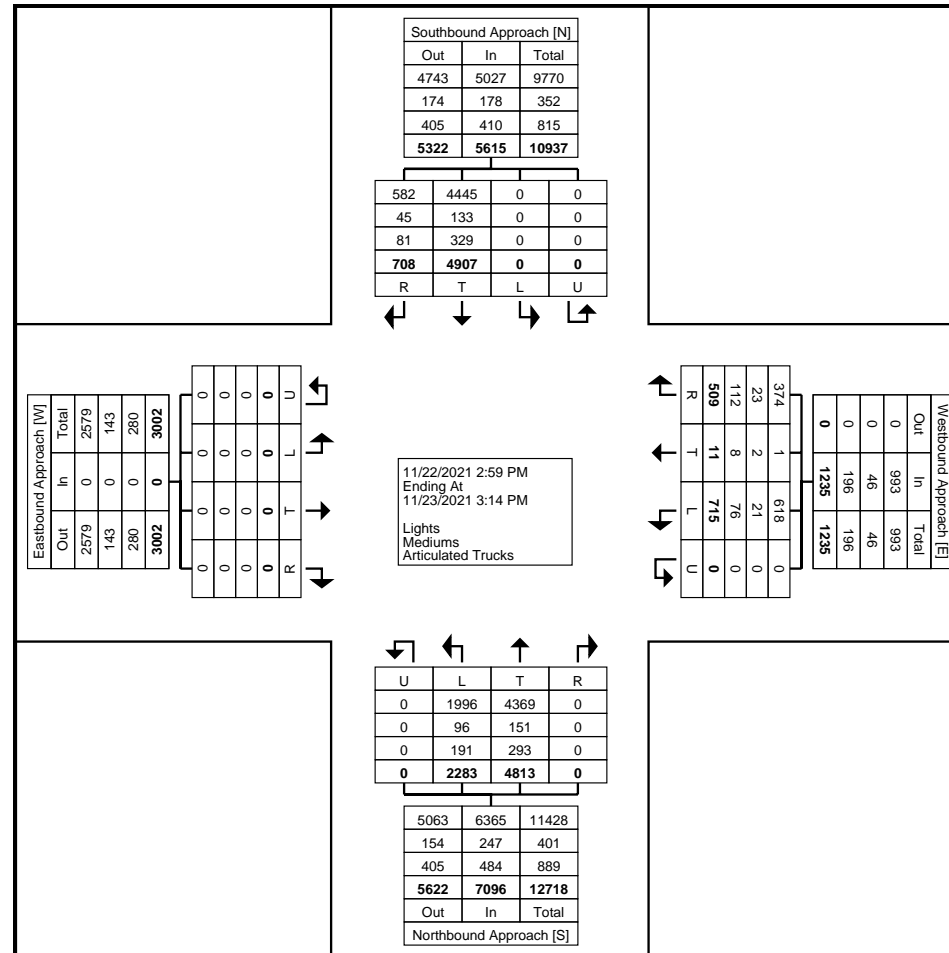


Turning Movement Data

Start Time	Southbound Approach Southbound					Westbound Approach Westbound					Northbound Approach Northbound					Eastbound Approach Eastbound					Int. Total
	Right	Thru	Left	U-Turn	App. Total	Right	Thru	Left	U-Turn	App. Total	Right	Thru	Left	U-Turn	App. Total	Right	Thru	Left	U-Turn	App. Total	
2:59 PM	18	114	0	0	132	9	0	7	0	16	0	84	41	0	125	0	0	0	0	0	273
Hourly Total	18	114	0	0	132	9	0	7	0	16	0	84	41	0	125	0	0	0	0	0	273
3:14 PM	16	97	0	0	113	8	0	12	0	20	0	96	42	0	138	0	0	0	0	0	271
3:29 PM	14	105	0	0	119	12	0	8	0	20	0	108	59	0	167	0	0	0	0	0	306
3:44 PM	24	102	0	0	126	14	0	9	0	23	0	113	37	0	150	0	0	0	0	0	299
3:59 PM	9	106	0	0	115	10	0	6	0	16	0	117	59	0	176	0	0	0	0	0	307
Hourly Total	63	410	0	0	473	44	0	35	0	79	0	434	197	0	631	0	0	0	0	0	1183
4:14 PM	10	90	0	0	100	18	0	8	0	26	0	114	62	0	176	0	0	0	0	0	302
4:29 PM	19	91	0	0	110	11	0	12	0	23	0	115	59	0	174	0	0	0	0	0	307
4:44 PM	15	61	0	0	76	7	1	8	0	16	0	99	56	0	155	0	0	0	0	0	247
4:59 PM	21	107	0	0	128	9	0	9	0	18	0	106	46	0	152	0	0	0	0	0	298
Hourly Total	65	349	0	0	414	45	1	37	0	83	0	434	223	0	657	0	0	0	0	0	1154
5:14 PM	11	83	0	0	94	11	0	9	0	20	0	109	47	0	156	0	0	0	0	0	270
5:29 PM	19	96	0	0	115	7	0	13	0	20	0	79	41	0	120	0	0	0	0	0	255
5:44 PM	7	69	0	0	76	7	0	11	0	18	0	60	41	0	101	0	0	0	0	0	195
5:59 PM	7	62	0	0	69	5	0	8	0	13	0	69	34	0	103	0	0	0	0	0	185
Hourly Total	44	310	0	0	354	30	0	41	0	71	0	317	163	0	480	0	0	0	0	0	905
6:14 PM	5	47	0	0	52	6	0	7	0	13	0	46	31	0	77	0	0	0	0	0	142
6:29 PM	4	37	0	0	41	6	1	7	0	14	0	43	37	0	80	0	0	0	0	0	135
6:44 PM	4	43	0	0	47	1	2	4	0	7	0	57	34	0	91	0	0	0	0	0	145
6:59 PM	3	31	0	0	34	4	0	1	0	5	0	38	19	0	57	0	0	0	0	0	96
Hourly Total	16	158	0	0	174	17	3	19	0	39	0	184	121	0	305	0	0	0	0	0	518
7:14 PM	5	30	0	0	35	2	0	0	0	2	0	33	28	0	61	0	0	0	0	0	98
7:29 PM	5	35	0	0	40	2	0	5	0	7	0	27	14	0	41	0	0	0	0	0	88
7:44 PM	6	36	0	0	42	1	0	3	0	4	0	20	15	0	35	0	0	0	0	0	81
7:59 PM	4	24	0	0	28	0	0	3	0	3	0	27	14	0	41	0	0	0	0	0	72
Hourly Total	20	125	0	0	145	5	0	11	0	16	0	107	71	0	178	0	0	0	0	0	339
8:14 PM	7	26	0	0	33	0	0	6	0	6	0	22	22	0	44	0	0	0	0	0	83
8:29 PM	7	21	0	0	28	3	0	5	0	8	0	23	12	0	35	0	0	0	0	0	71
8:44 PM	2	13	0	0	15	2	0	4	0	6	0	19	11	0	30	0	0	0	0	0	51
8:59 PM	5	22	0	0	27	3	0	0	0	3	0	26	11	0	37	0	0	0	0	0	67
Hourly Total	21	82	0	0	103	8	0	15	0	23	0	90	56	0	146	0	0	0	0	0	272
9:14 PM	10	37	0	0	47	0	0	6	0	6	0	14	17	0	31	0	0	0	0	0	84
9:29 PM	2	15	0	0	17	1	0	3	0	4	0	16	16	0	32	0	0	0	0	0	53
9:44 PM	1	6	0	0	7	2	0	7	0	9	0	24	8	0	32	0	0	0	0	0	48
9:59 PM	1	6	0	0	7	1	0	1	0	2	0	9	9	0	18	0	0	0	0	0	27
Hourly Total	14	64	0	0	78	4	0	17	0	21	0	63	50	0	113	0	0	0	0	0	212
10:14 PM	1	9	0	0	10	0	1	3	0	4	0	8	4	0	12	0	0	0	0	0	26
10:29 PM	1	6	0	0	7	3	0	1	0	4	0	5	7	0	12	0	0	0	0	0	23

10:44 PM	0	7	0	0	7	0	0	1	0	1	0	7	7	0	14	0	0	0	0	0	22
10:59 PM	0	2	0	0	2	1	0	0	0	1	0	6	3	0	9	0	0	0	0	0	12
Hourly Total	2	24	0	0	26	4	1	5	0	10	0	26	21	0	47	0	0	0	0	0	83
11:14 PM	2	6	0	0	8	0	0	0	0	0	0	10	1	0	11	0	0	0	0	0	19
11:29 PM	0	6	0	0	6	0	0	3	0	3	0	4	4	0	8	0	0	0	0	0	17
11:44 PM	2	3	0	0	5	0	0	0	0	0	0	3	1	0	4	0	0	0	0	0	9
11:59 PM	0	4	0	0	4	1	0	2	0	3	0	4	2	0	6	0	0	0	0	0	13
Hourly Total	4	19	0	0	23	1	0	5	0	6	0	21	8	0	29	0	0	0	0	0	58
12:14 AM	0	2	0	0	2	0	0	1	0	1	0	8	3	0	11	0	0	0	0	0	14
12:29 AM	0	5	0	0	5	1	0	0	0	1	0	3	2	0	5	0	0	0	0	0	11
12:44 AM	2	2	0	0	4	0	0	3	0	3	0	3	5	0	8	0	0	0	0	0	15
12:59 AM	0	2	0	0	2	0	0	0	0	0	0	2	5	0	7	0	0	0	0	0	9
Hourly Total	2	11	0	0	13	1	0	4	0	5	0	16	15	0	31	0	0	0	0	0	49
1:14 AM	0	3	0	0	3	1	0	0	0	1	0	1	1	0	2	0	0	0	0	0	6
1:29 AM	0	3	0	0	3	0	0	0	0	0	0	4	2	0	6	0	0	0	0	0	9
1:44 AM	0	2	0	0	2	2	0	1	0	3	0	4	0	0	4	0	0	0	0	0	9
1:59 AM	0	2	0	0	2	0	1	1	0	2	0	4	2	0	6	0	0	0	0	0	10
Hourly Total	0	10	0	0	10	3	1	2	0	6	0	13	5	0	18	0	0	0	0	0	34
2:14 AM	1	1	0	0	2	0	0	3	0	3	0	5	1	0	6	0	0	0	0	0	11
2:29 AM	1	2	0	0	3	1	0	0	0	1	0	3	4	0	7	0	0	0	0	0	11
2:44 AM	1	6	0	0	7	0	0	2	0	2	0	2	4	0	6	0	0	0	0	0	15
2:59 AM	0	3	0	0	3	2	1	2	0	5	0	0	3	0	3	0	0	0	0	0	11
Hourly Total	3	12	0	0	15	3	1	7	0	11	0	10	12	0	22	0	0	0	0	0	48
3:14 AM	0	2	0	0	2	0	0	0	0	0	0	4	2	0	6	0	0	0	0	0	8
3:29 AM	1	5	0	0	6	1	0	1	0	2	0	1	0	0	1	0	0	0	0	0	9
3:44 AM	1	8	0	0	9	1	0	5	0	6	0	2	3	0	5	0	0	0	0	0	20
3:59 AM	0	4	0	0	4	1	0	1	0	2	0	2	1	0	3	0	0	0	0	0	9
Hourly Total	2	19	0	0	21	3	0	7	0	10	0	9	6	0	15	0	0	0	0	0	46
4:14 AM	1	7	0	0	8	1	0	5	0	6	0	2	1	0	3	0	0	0	0	0	17
4:29 AM	2	4	0	0	6	1	0	2	0	3	0	7	3	0	10	0	0	0	0	0	19
4:44 AM	2	12	0	0	14	1	1	1	0	3	0	9	11	0	20	0	0	0	0	0	37
4:59 AM	4	19	0	0	23	0	0	5	0	5	0	6	4	0	10	0	0	0	0	0	38
Hourly Total	9	42	0	0	51	3	1	13	0	17	0	24	19	0	43	0	0	0	0	0	111
5:14 AM	6	26	0	0	32	1	0	9	0	10	0	15	4	0	19	0	0	0	0	0	61
5:29 AM	4	35	0	0	39	4	0	7	0	11	0	18	8	0	26	0	0	0	0	0	76
5:44 AM	2	35	0	0	37	6	0	10	0	16	0	24	13	0	37	0	0	0	0	0	90
5:59 AM	2	27	0	0	29	2	0	9	0	11	0	32	13	0	45	0	0	0	0	0	85
Hourly Total	14	123	0	0	137	13	0	35	0	48	0	89	38	0	127	0	0	0	0	0	312
6:14 AM	6	34	0	0	40	10	0	9	0	19	0	53	12	0	65	0	0	0	0	0	124
6:29 AM	12	40	0	0	52	6	0	16	0	22	0	45	27	0	72	0	0	0	0	0	146
6:44 AM	7	68	0	0	75	12	0	13	0	25	0	52	16	0	68	0	0	0	0	0	168
6:59 AM	7	57	0	0	64	13	0	11	0	24	0	67	24	0	91	0	0	0	0	0	179
Hourly Total	32	199	0	0	231	41	0	49	0	90	0	217	79	0	296	0	0	0	0	0	617
7:14 AM	12	70	0	0	82	6	0	31	0	37	0	78	26	0	104	0	0	0	0	0	223
7:29 AM	11	119	0	0	130	11	0	15	0	26	0	95	33	0	128	0	0	0	0	0	284
7:44 AM	14	103	0	0	117	5	0	14	0	19	0	100	24	0	124	0	0	0	0	0	260
7:59 AM	12	101	0	0	113	12	0	14	0	26	0	88	31	0	119	0	0	0	0	0	258
Hourly Total	49	393	0	0	442	34	0	74	0	108	0	361	114	0	475	0	0	0	0	0	1025
8:14 AM	9	84	0	0	93	9	0	14	0	23	0	59	30	0	89	0	0	0	0	0	205
8:29 AM	11	86	0	0	97	9	0	13	0	22	0	62	32	0	94	0	0	0	0	0	213
8:44 AM	8	79	0	0	87	4	0	9	0	13	0	93	38	0	131	0	0	0	0	0	231
8:59 AM	12	71	0	0	83	6	1	15	0	22	0	67	30	0	97	0	0	0	0	0	202

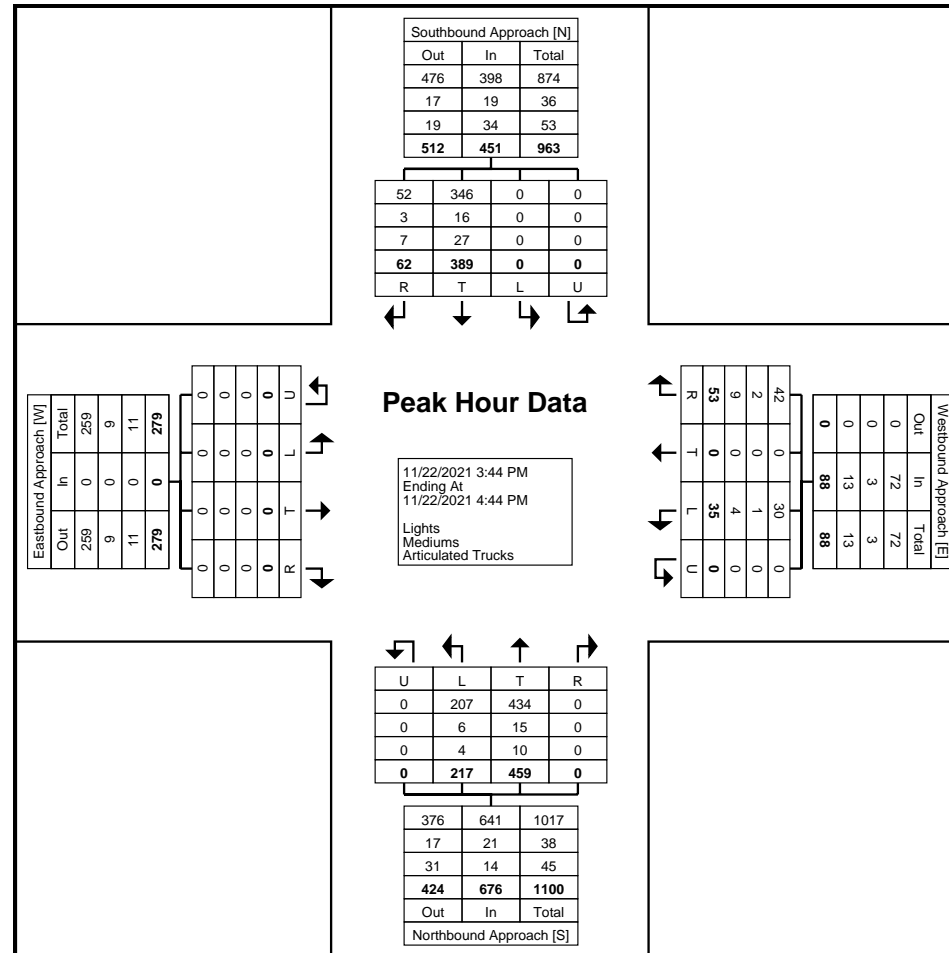
Hourly Total	40	320	0	0	360	28	1	51	0	80	0	281	130	0	411	0	0	0	0	0	851
9:14 AM	11	86	0	0	97	13	1	9	0	23	0	80	40	0	120	0	0	0	0	0	240
9:29 AM	11	89	0	0	100	5	0	10	0	15	0	81	28	0	109	0	0	0	0	0	224
9:44 AM	13	86	0	0	99	7	1	13	0	21	0	62	29	0	91	0	0	0	0	0	211
9:59 AM	6	78	0	0	84	11	0	13	0	24	0	63	41	0	104	0	0	0	0	0	212
Hourly Total	41	339	0	0	380	36	2	45	0	83	0	286	138	0	424	0	0	0	0	0	887
10:14 AM	19	97	0	0	116	9	0	9	0	18	0	76	32	0	108	0	0	0	0	0	242
10:29 AM	13	80	0	0	93	13	0	9	0	22	0	79	19	0	98	0	0	0	0	0	213
10:44 AM	9	97	0	0	106	13	0	12	0	25	0	87	42	0	129	0	0	0	0	0	260
10:59 AM	7	92	0	0	99	13	0	14	0	27	0	90	44	0	134	0	0	0	0	0	260
Hourly Total	48	366	0	0	414	48	0	44	0	92	0	332	137	0	469	0	0	0	0	0	975
11:14 AM	11	110	0	0	121	6	0	12	0	18	0	86	43	0	129	0	0	0	0	0	268
11:29 AM	16	89	0	0	105	12	0	17	0	29	0	88	43	0	131	0	0	0	0	0	265
11:44 AM	18	94	0	0	112	11	0	17	0	28	0	102	47	0	149	0	0	0	0	0	289
11:59 AM	6	95	0	0	101	5	0	16	0	21	0	121	35	0	156	0	0	0	0	0	278
Hourly Total	51	388	0	0	439	34	0	62	0	96	0	397	168	0	565	0	0	0	0	0	1100
12:14 PM	17	105	0	0	122	7	0	9	0	16	0	113	40	0	153	0	0	0	0	0	291
12:29 PM	9	102	0	0	111	4	0	9	0	13	0	104	30	0	134	0	0	0	0	0	258
12:44 PM	15	119	0	0	134	11	0	12	0	23	0	97	42	0	139	0	0	0	0	0	296
12:59 PM	18	94	0	0	112	13	0	16	0	29	0	82	45	0	127	0	0	0	0	0	268
Hourly Total	59	420	0	0	479	35	0	46	0	81	0	396	157	0	553	0	0	0	0	0	1113
1:14 PM	15	105	0	0	120	10	0	12	0	22	0	86	41	0	127	0	0	0	0	0	269
1:29 PM	14	123	0	0	137	11	0	10	0	21	0	90	39	0	129	0	0	0	0	0	287
1:44 PM	13	71	0	0	84	6	0	10	0	16	0	89	49	0	138	0	0	0	0	0	238
1:59 PM	10	86	0	0	96	8	0	12	0	20	0	96	40	0	136	0	0	0	0	0	252
Hourly Total	52	385	0	0	437	35	0	44	0	79	0	361	169	0	530	0	0	0	0	0	1046
2:14 PM	16	69	0	0	85	7	0	12	0	19	0	84	55	0	139	0	0	0	0	0	243
2:29 PM	13	85	0	0	98	9	0	10	0	19	0	93	39	0	132	0	0	0	0	0	249
2:44 PM	10	71	0	0	81	9	0	18	0	27	0	84	51	0	135	0	0	0	0	0	243
2:59 PM	0	0	0	0	0	0	0	0	0	0	0	0	0	0	0	0	0	0	0	0	0
Hourly Total	39	225	0	0	264	25	0	40	0	65	0	261	145	0	406	0	0	0	0	0	735
Grand Total	708	4907	0	0	5615	509	11	715	0	1235	0	4813	2283	0	7096	0	0	0	0	0	13946
Approach %	12.6	87.4	0.0	0.0	-	41.2	0.9	57.9	0.0	-	0.0	67.8	32.2	0.0	-	0.0	0.0	0.0	0.0	-	-
Total %	5.1	35.2	0.0	0.0	40.3	3.6	0.1	5.1	0.0	8.9	0.0	34.5	16.4	0.0	50.9	0.0	0.0	0.0	0.0	0.0	-
Lights	582	4445	0	0	5027	374	1	618	0	993	0	4369	1996	0	6365	0	0	0	0	0	12385
% Lights	82.2	90.6	-	-	89.5	73.5	9.1	86.4	-	80.4	-	90.8	87.4	-	89.7	-	-	-	-	-	88.8
Mediums	45	133	0	0	178	23	2	21	0	46	0	151	96	0	247	0	0	0	0	0	471
% Mediums	6.4	2.7	-	-	3.2	4.5	18.2	2.9	-	3.7	-	3.1	4.2	-	3.5	-	-	-	-	-	3.4
Articulated Trucks	81	329	0	0	410	112	8	76	0	196	0	293	191	0	484	0	0	0	0	0	1090
% Articulated Trucks	11.4	6.7	-	-	7.3	22.0	72.7	10.6	-	15.9	-	6.1	8.4	-	6.8	-	-	-	-	-	7.8



Turning Movement Data Plot

Turning Movement Peak Hour Data (3:44 PM)

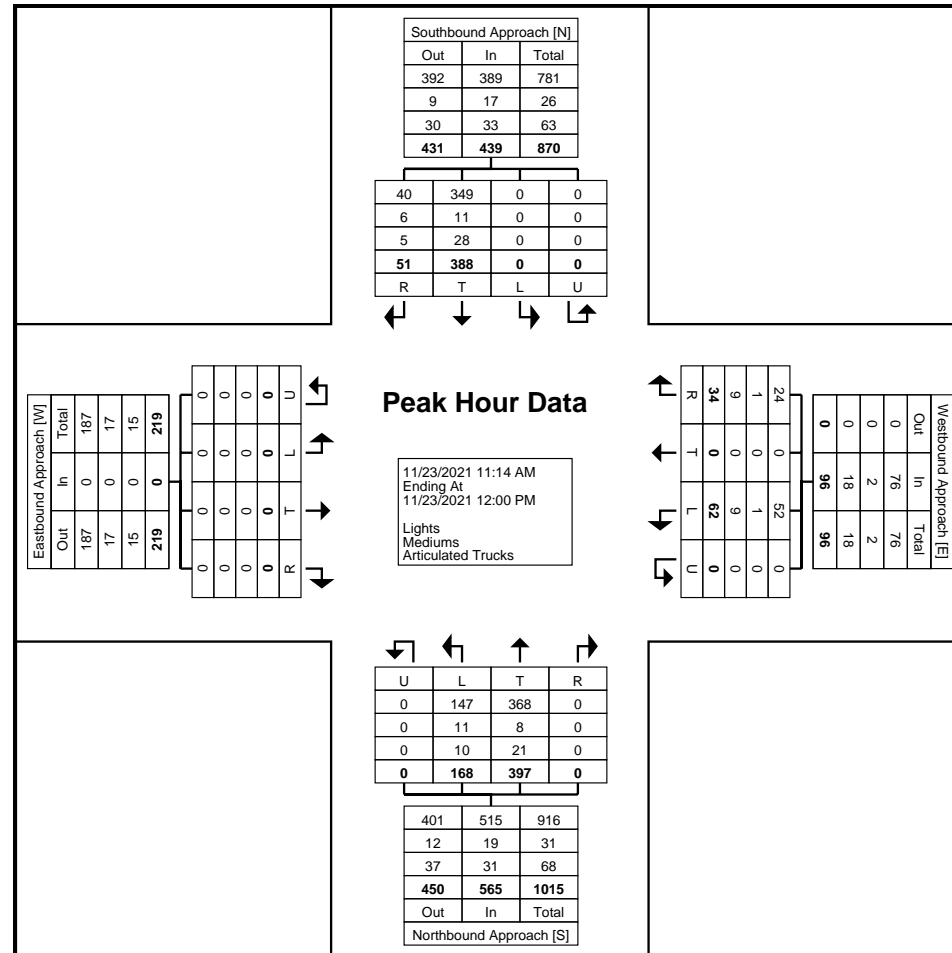
Start Time	Southbound Approach Southbound					Westbound Approach Westbound					Northbound Approach Northbound					Eastbound Approach Eastbound					Int. Total
	Right	Thru	Left	U-Turn	App. Total	Right	Thru	Left	U-Turn	App. Total	Right	Thru	Left	U-Turn	App. Total	Right	Thru	Left	U-Turn	App. Total	
3:44 PM	24	102	0	0	126	14	0	9	0	23	0	113	37	0	150	0	0	0	0	0	299
3:59 PM	9	106	0	0	115	10	0	6	0	16	0	117	59	0	176	0	0	0	0	0	307
4:14 PM	10	90	0	0	100	18	0	8	0	26	0	114	62	0	176	0	0	0	0	0	302
4:29 PM	19	91	0	0	110	11	0	12	0	23	0	115	59	0	174	0	0	0	0	0	307
Total	62	389	0	0	451	53	0	35	0	88	0	459	217	0	676	0	0	0	0	0	1215
Approach %	13.7	86.3	0.0	0.0	-	60.2	0.0	39.8	0.0	-	0.0	67.9	32.1	0.0	-	0.0	0.0	0.0	0.0	-	-
Total %	5.1	32.0	0.0	0.0	37.1	4.4	0.0	2.9	0.0	7.2	0.0	37.8	17.9	0.0	55.6	0.0	0.0	0.0	0.0	0.0	-
PHF	0.646	0.917	0.000	0.000	0.895	0.736	0.000	0.729	0.000	0.846	0.000	0.981	0.875	0.000	0.960	0.000	0.000	0.000	0.000	0.000	0.989
Lights	52	346	0	0	398	42	0	30	0	72	0	434	207	0	641	0	0	0	0	0	1111
% Lights	83.9	88.9	-	-	88.2	79.2	-	85.7	-	81.8	-	94.6	95.4	-	94.8	-	-	-	-	-	91.4
Mediums	3	16	0	0	19	2	0	1	0	3	0	15	6	0	21	0	0	0	0	0	43
% Mediums	4.8	4.1	-	-	4.2	3.8	-	2.9	-	3.4	-	3.3	2.8	-	3.1	-	-	-	-	-	3.5
Articulated Trucks	7	27	0	0	34	9	0	4	0	13	0	10	4	0	14	0	0	0	0	0	61
% Articulated Trucks	11.3	6.9	-	-	7.5	17.0	-	11.4	-	14.8	-	2.2	1.8	-	2.1	-	-	-	-	-	5.0



Turning Movement Peak Hour Data Plot (3:44 PM)

Turning Movement Peak Hour Data (11:14 AM)

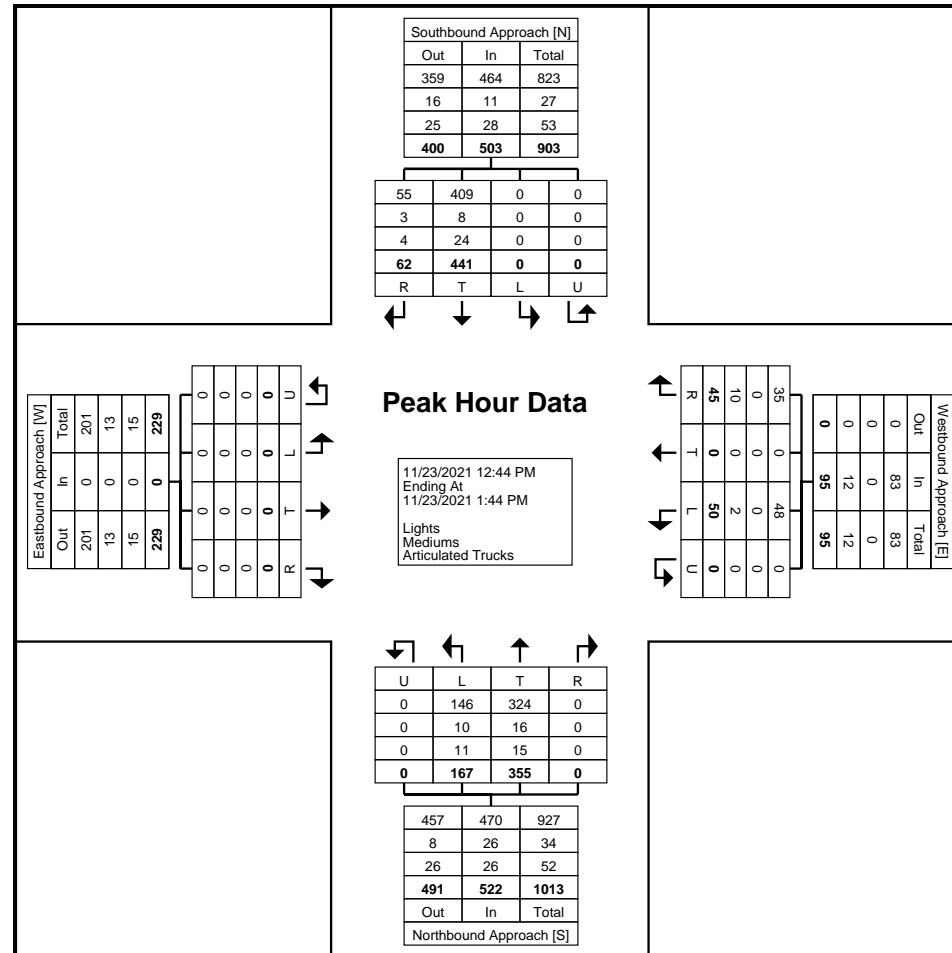
Start Time	Southbound Approach Southbound					Westbound Approach Westbound					Northbound Approach Northbound					Eastbound Approach Eastbound					Int. Total
	Right	Thru	Left	U-Turn	App. Total	Right	Thru	Left	U-Turn	App. Total	Right	Thru	Left	U-Turn	App. Total	Right	Thru	Left	U-Turn	App. Total	
11:14 AM	11	110	0	0	121	6	0	12	0	18	0	86	43	0	129	0	0	0	0	0	268
11:29 AM	16	89	0	0	105	12	0	17	0	29	0	88	43	0	131	0	0	0	0	0	265
11:44 AM	18	94	0	0	112	11	0	17	0	28	0	102	47	0	149	0	0	0	0	0	289
11:59 AM	6	95	0	0	101	5	0	16	0	21	0	121	35	0	156	0	0	0	0	0	278
Total	51	388	0	0	439	34	0	62	0	96	0	397	168	0	565	0	0	0	0	0	1100
Approach %	11.6	88.4	0.0	0.0	-	35.4	0.0	64.6	0.0	-	0.0	70.3	29.7	0.0	-	0.0	0.0	0.0	0.0	-	-
Total %	4.6	35.3	0.0	0.0	39.9	3.1	0.0	5.6	0.0	8.7	0.0	36.1	15.3	0.0	51.4	0.0	0.0	0.0	0.0	0.0	-
PHF	0.944	1.176	0.000	0.000	1.209	0.944	0.000	1.216	0.000	1.103	0.000	1.094	1.191	0.000	1.207	0.000	0.000	0.000	0.000	0.000	1.269
Lights	40	349	0	0	389	24	0	52	0	76	0	368	147	0	515	0	0	0	0	0	980
% Lights	78.4	89.9	-	-	88.6	70.6	-	83.9	-	79.2	-	92.7	87.5	-	91.2	-	-	-	-	-	89.1
Mediums	6	11	0	0	17	1	0	1	0	2	0	8	11	0	19	0	0	0	0	0	38
% Mediums	11.8	2.8	-	-	3.9	2.9	-	1.6	-	2.1	-	2.0	6.5	-	3.4	-	-	-	-	-	3.5
Articulated Trucks	5	28	0	0	33	9	0	9	0	18	0	21	10	0	31	0	0	0	0	0	82
% Articulated Trucks	9.8	7.2	-	-	7.5	26.5	-	14.5	-	18.8	-	5.3	6.0	-	5.5	-	-	-	-	-	7.5



Turning Movement Peak Hour Data Plot (11:14 AM)

Turning Movement Peak Hour Data (12:44 PM)

Start Time	Southbound Approach Southbound					Westbound Approach Westbound					Northbound Approach Northbound					Eastbound Approach Eastbound					Int. Total
	Right	Thru	Left	U-Turn	App. Total	Right	Thru	Left	U-Turn	App. Total	Right	Thru	Left	U-Turn	App. Total	Right	Thru	Left	U-Turn	App. Total	
12:44 PM	15	119	0	0	134	11	0	12	0	23	0	97	42	0	139	0	0	0	0	0	296
12:59 PM	18	94	0	0	112	13	0	16	0	29	0	82	45	0	127	0	0	0	0	0	268
1:14 PM	15	105	0	0	120	10	0	12	0	22	0	86	41	0	127	0	0	0	0	0	269
1:29 PM	14	123	0	0	137	11	0	10	0	21	0	90	39	0	129	0	0	0	0	0	287
Total	62	441	0	0	503	45	0	50	0	95	0	355	167	0	522	0	0	0	0	0	1120
Approach %	12.3	87.7	0.0	0.0	-	47.4	0.0	52.6	0.0	-	0.0	68.0	32.0	0.0	-	0.0	0.0	0.0	0.0	0.0	-
Total %	5.5	39.4	0.0	0.0	44.9	4.0	0.0	4.5	0.0	8.5	0.0	31.7	14.9	0.0	46.6	0.0	0.0	0.0	0.0	0.0	-
PHF	0.861	0.896	0.000	0.000	0.918	0.865	0.000	0.781	0.000	0.819	0.000	0.915	0.928	0.000	0.939	0.000	0.000	0.000	0.000	0.000	0.946
Lights	55	409	0	0	464	35	0	48	0	83	0	324	146	0	470	0	0	0	0	0	1017
% Lights	88.7	92.7	-	-	92.2	77.8	-	96.0	-	87.4	-	91.3	87.4	-	90.0	-	-	-	-	-	90.8
Mediums	3	8	0	0	11	0	0	0	0	0	0	16	10	0	26	0	0	0	0	0	37
% Mediums	4.8	1.8	-	-	2.2	0.0	-	0.0	-	0.0	-	4.5	6.0	-	5.0	-	-	-	-	-	3.3
Articulated Trucks	4	24	0	0	28	10	0	2	0	12	0	15	11	0	26	0	0	0	0	0	66
% Articulated Trucks	6.5	5.4	-	-	5.6	22.2	-	4.0	-	12.6	-	4.2	6.6	-	5.0	-	-	-	-	-	5.9



Turning Movement Peak Hour Data Plot (12:44 PM)