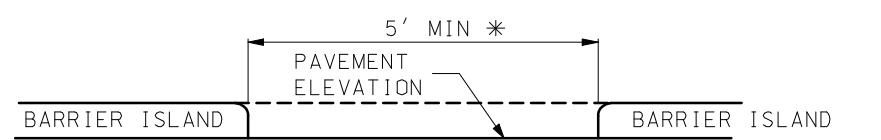
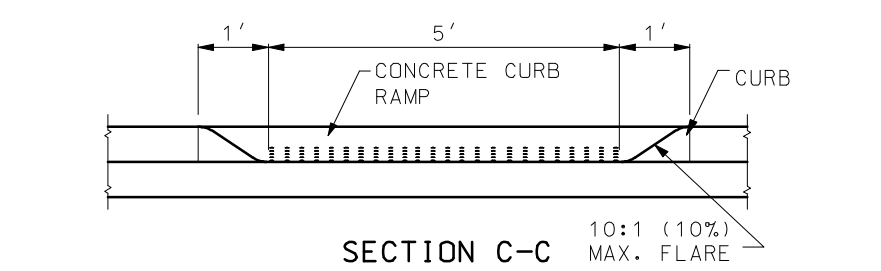
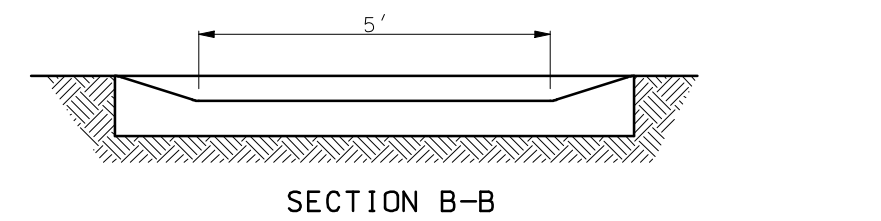
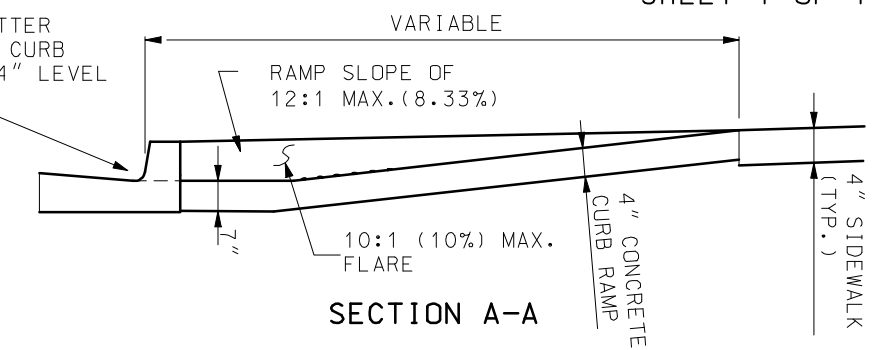


ALGEBRAIC DIFFERENCE BETWEEN PAVEMENT OR GUTTER SLOPE IN DIRECTION OF PEDESTRIAN TRAVEL AND CURB RAMP SLOPE SHALL NOT EXCEED 11%. PROVIDE 24" LEVEL STRIP IF ALGEBRAIC DIFFERENCE EXCEEDS 11%.

CROSS SLOPE OF LANDING SHALL NOT EXCEED 2% IN ANY DIRECTION



\* RAMP OR CUT-THROUGH DEPENDING ON ISLAND WIDTH. IF RAMPED, PROVIDE 5' MIN. LANDING, AND SLOPE RAMPS AT 12:1.

GENERAL NOTES:

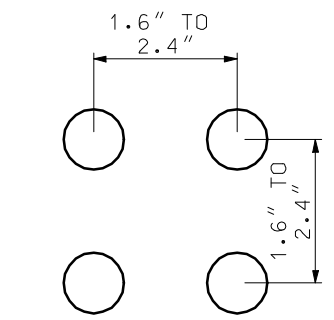
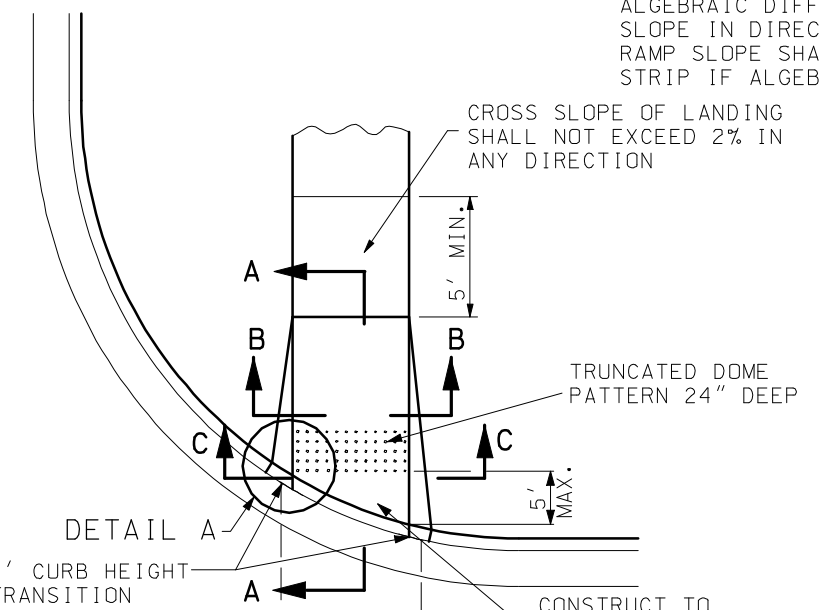
12:1 MAXIMUM SLOPE ON ALL CONCRETE CURB RAMPS, PROVIDE A LANDING THE SAME WIDTH AS CURB RAMP AND 5' LONG ADJACENT TO CURB RAMP WITH MAXIMUM 2% SLOPE IN ANY DIRECTION.

THE TRUNCATED DOME SURFACE AREA SHALL CONTRAST VISUALLY WITH ADJOINING SURFACES, EITHER LIGHT-ON-DARK OR DARK-ON-LIGHT WITH A MINIMUM LIGHT REFLECTANCE VALUE CONTRAST OF 70 PERCENT.

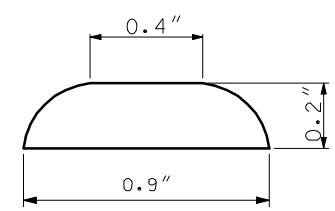
TRUNCATED DOMES SHALL BE ALIGNED ON A SQUARE GRID IN THE DIRECTION OF PEDSTRIAN TRAVEL TO PERMIT WHEELS TO ROLL BETWEEN DOMES.

PARALLEL OR DIAGONAL RAMPS SHALL BE CONSTRUCTED AS SHOWN IN THE CONTRACT.

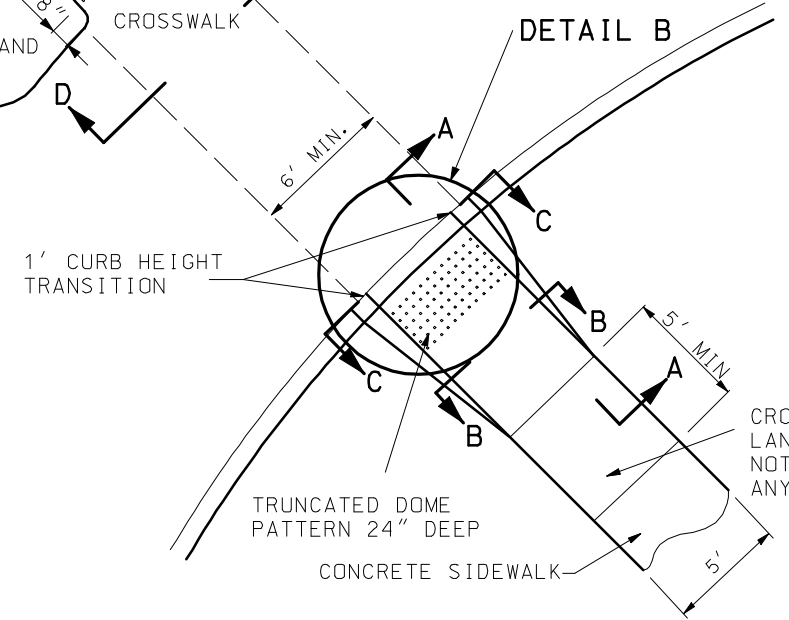
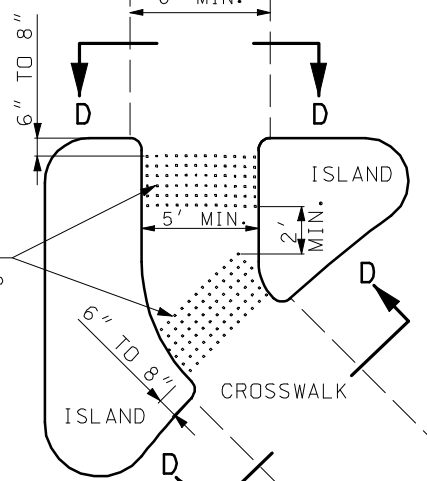
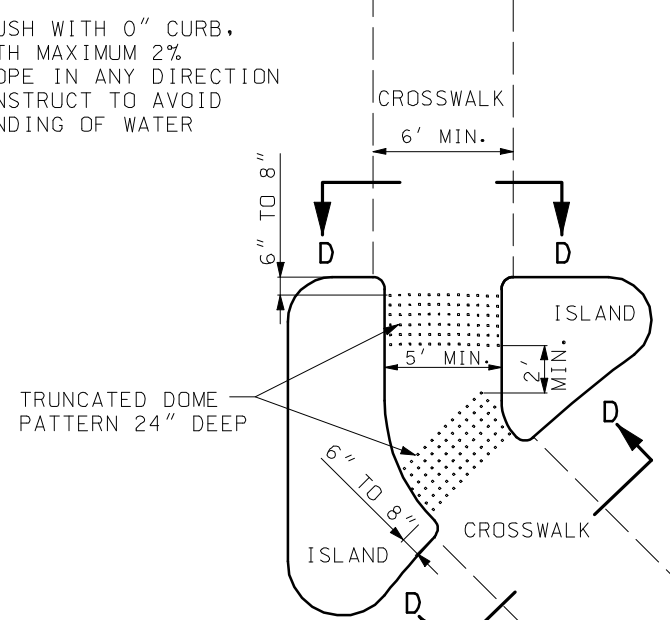
CONCRETE SIDEWALK AND CURB RAMPS



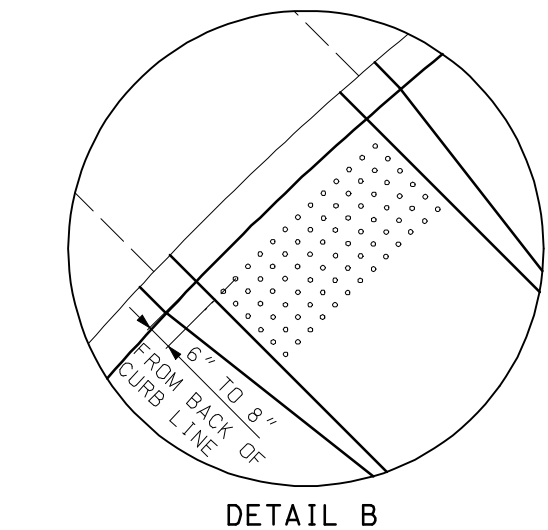
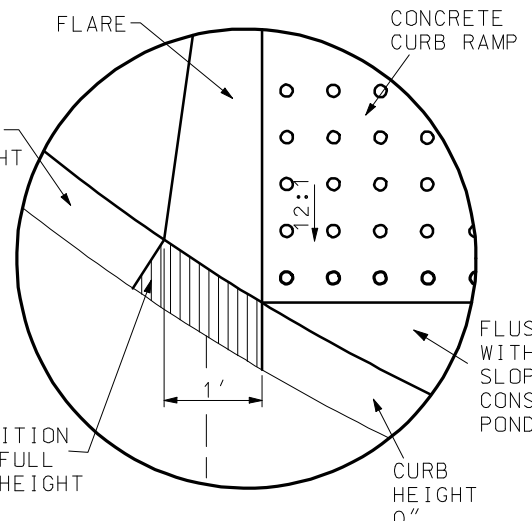
TRUNCATED DOMES SPACING



TRUNCATED DOMES CROSS SECTION



PERPENDICULAR CONCRETE CURB RAMP



DATE PREPARED		10/14/2008	
ROUTE	STATE	DISTRICT	SHEET NO.
	MO		
COUNTY			
JOB NO.			
CONTRACT ID.			
PROJECT NO.			
BRIDGE NO.			
DESCRIPTION	DATE		

MISSOURI HIGHWAYS AND TRANSPORTATION COMMISSION

MoDOT

105 WEST CAPITOL  
JEFFERSON CITY, MO 65102  
1-888-ASK-MODOT (1-888-275-6636)