

DRAFT

**Section 4b – SFY 2024 Legislatively Designated and Funded Initiatives**

## PROJECT DESCRIPTION KEY

2027-2031 Legislatively Designated and Funded Initiatives						STATE FISCAL YEAR PROJECT BUDGETING						
						Prior Prog.	7/2026 6/2027	7/2027 6/2028	7/2028 6/2029	7/2029 6/2030	7/2030 6/2031	
County:	XXXXXXXXXXXXXXXXXXXXXXXXXXXXXXXXXXXXXXXXXXXXXXXXXXXX					Engineering:	99	9	0	0	0	0
Route:	Federal:	State:	Local:	Estimated Total:		R/W:	0	0	99	0	0	0
Project No.:	Anticipated Federal Funds*:					Construction:	0	0	0	999	0	0
Length:	Let With:					FFOS:	0	0	0	99	0	0
MPO:	TIP No.:					Payback:	0	99	0	0	0	0

Total project cost estimate.

Federal, Adv CN, State and Local share of project costs.

Anticipated Federal Funding Category\*

Projects let in combination.

Transportation Improvement Program number (Subject to the approval of the governing Metropolitan Planning Organizational.)

Project description and location.

County location of project

Route location of project

Project number used to track project costs.

Total length in 1/100 miles.

Metropolitan Planning Organization (Y/N)

**\*Anticipated Federal Funding Category:**

**CMAQ** - Congestion Mitigation and Air Quality.  
\* Usually 80% Federal & 20% State funds.

**Other** - usually 80% Federal & 20% State funds.

**NHFP** - National Highway Freight Program.  
\* Usually 80% Federal & 20% State funds.

\* Sometimes 90% Federal & 10% State funds.

**NHPP** - National Highway Performance Program.  
\* Usually 80% Federal & 20% State funds.

\* Sometimes 90% Federal & 10% State funds.

**Safety** - usually 90% Federal & 10% State funds.

**State** - No federal funds, state only funded.

**STBG** - Surface Transportation Block Grant.  
\* Usually 80% Federal & 20% State funds.

Year project is to be awarded to begin construction (Month and year shown for 2027. Calendar year only beyond 2031.)

Estimated cost range beyond 2031.

Dollars programmed in previous STIPs.

Dollars funded from other sources.

Dollars for construction, contingency & other non-contractuals.

Dollars for right of way (land acquisition).

Dollars to be paid back for accelerating the project.

Dollars for engineering that include preliminary engineering, construction engineering and right of way incidentals.

Construction contingency applied to construction cost in the year the project is awarded.

Four percent project growth factor compounded annually is applied to right of way and construction costs in program years 2, 3, 4 and 5.

No inflation is applied to the Funding From Other Sources (FFOS), Payments or Paybacks.

(All Costs in Thousands)

## **SFY 2024 Legislatively Designated and Funded Initiatives**

This section of the Statewide Transportation Improvement Program contains projects funded by Missouri's General Assembly during the 2023 legislative session. These projects are funded by either General Revenue or bonding authorized by the General Assembly.

During the 2023 legislative session, the Missouri General Assembly addressed the top transportation need in the state, widening I-70. Missouri's FY 2024 budget from the General Assembly, supported by Governor Parson, provides General Revenue for the costs to plan, design, construct, reconstruct, rehabilitate, and repair three lanes in each direction on approximately 200 miles of I-70 from Blue Springs to Wentzville. The Improve I-70 program is programmed from FY 2024 through FY 2027.

The following is a list of those projects and their specifics, along with information about their funding and timing. MoDOT will track these projects and report regularly on their progress.

DRAFT

# Legislatively Designated and Funded Initiatives

						STATE FISCAL YEAR PROJECT BUDGETING						
						Prior	7/2026	7/2027	7/2028	7/2029	7/2030	
						Prog	6/2027	6/2028	6/2029	6/2030	6/2031	
County:	<b>LAFAYETTE</b>	<b>Safety and capacity improvements from Rte. H east of Odessa to Concordia.</b>				Engineering:	9,350	4,550	0	0	0	0
Route:	<b>IS 70</b>	Federal: 0	State: 153,650	Local: 0	Estimated Total: 163,000	R/W:	0	100	0	0	0	
Project No.:	<b>ST0016</b>	Anticipated Federal Funds : STATE				Construction:	0	149,000	0	0	0	
Length:	<b>13.50</b>	Let With :				FFOS:	9,350	153,650	0	0	0	
MPO:	<b>N</b>	Tip No. :				Payback:	0	0	0	0	0	
County:	<b>LAFAYETTE</b>	<b>Safety and capacity improvements from Concordia to Boonville. Design-Build project. Project involves bridge L0945. \$1,087,200 Congressionally Directed Spending Demo ID MO261.</b>				Engineering:	2,250	8,750	0	0	0	0
Route:	<b>IS 70</b>	Federal: 0	State: 563,668	Local: 0	Estimated Total: 565,918	R/W:	0	0	0	0	0	
Project No.:	<b>ST0016C</b>	Anticipated Federal Funds : STATE				Construction:	0	554,918	0	0	0	
Length:	<b>42.69</b>	Let With :				FFOS:	2,250	555,368	0	0	0	
MPO:	<b>N</b>	Tip No. :				Payback:	0	0	0	0	0	
County:	<b>CALLAWAY</b>	<b>Safety and capacity improvements from Kingdom City to Warrenton. Design-Build project. Project involves bridges A0096 and A0865.</b>				Engineering:	10,500	5,300	0	0	0	0
Route:	<b>IS 70</b>	Federal: 0	State: 569,893	Local: 0	Estimated Total: 580,393	R/W:	0	0	0	0	0	
Project No.:	<b>ST0018</b>	Anticipated Federal Funds : STATE				Construction:	0	564,593	0	0	0	
Length:	<b>45.38</b>	Let With :				FFOS:	10,500	547,047	0	0	0	
MPO:	<b>N</b>	Tip No. :				Payback:	0	0	0	0	0	
County:	<b>VARIOUS</b>	<b>Solar panel installation at various locations. \$9,571,000 other funds.</b>				Engineering:	1,505	10	20	115	250	757
Route:	<b>IS 70</b>	Federal: 9,539	State: 2,385	Local: 0	Estimated Total: 13,429	R/W:	0	0	0	0	0	
Project No.:	<b>ST0137</b>	Anticipated Federal Funds : OTHER				Construction:	0	0	0	0	0	10,772
Length:	<b>0.00</b>	Let With :				FFOS:	0	0	0	0	0	9,571
MPO:	<b>Y</b>	Tip No. :				Payback:	0	0	0	0	0	0
County:	<b>VARIOUS</b>	<b>Scoping for traffic and safety management improvements related to traffic incident management, emergency response enhancements, work zone speed safety management, and data driven analysis for Improve I-70. \$6,911,850 Infrastructure for Rebuilding America Grant.</b>				Engineering:	2,300	922	922	922	923	0
Route:	<b>IS 70</b>	Federal: 6,912	State: 0	Local: 0	Estimated Total: 5,989	R/W:	0	0	0	0	0	
Project No.:	<b>ST0151</b>	Anticipated Federal Funds : OTHER				Construction:	0	0	0	0	0	0
Length:	<b>0.00</b>	Let With :				FFOS:	2,300	922	922	922	923	0
MPO:	<b>Y</b>	Tip No. :				Payback:	0	0	0	0	0	0

# Legislatively Designated and Funded Initiatives

STATE FISCAL YEAR PROJECT BUDGETING						
	Prior Prog	7/2026 6/2027	7/2027 6/2028	7/2028 6/2029	7/2029 6/2030	7/2030 6/2031
<b>FFOS:</b>	24,400	1,256,987	922	922	923	9,571
<b>Total RW:</b>	0	100	0	0	0	0
<b>Total Construction:</b>	0	1,268,511	0	0	0	10,772
<b>Paybacks:</b>	0	0	0	0	0	0
<b>Sub-Total:</b>	0	1,268,611	0	0	0	10,772
<b>Total Engineering:</b>	25,905	19,532	942	1,037	1,173	757
<b>Grand Total:</b>	25,905	1,288,143	942	1,037	1,173	11,529

Project Count : 5

	2027	2028	2029	2030	2031
<b>State:</b>	1,287,213	4	23	50	2,306
<b>AC State:</b>	0	0	0	0	0
<b>Local:</b>	0	0	0	0	0
<b>Sub total:</b>	1,287,213	4	23	50	2,306

Federal

<b>Sub-total Federal:</b>	930	938	1,014	1,123	9,223
<b>Grand Total:</b>	1,288,143	942	1,037	1,173	11,529

DRAFT

DRAFT

**Section 4c – SFY 2025 Legislatively Designated and Funded Initiatives**

## PROJECT DESCRIPTION KEY

2027-2031 Legislatively Designated and Funded Initiatives						STATE FISCAL YEAR PROJECT BUDGETING						
						Prior Prog.	7/2026 6/2027	7/2027 6/2028	7/2028 6/2029	7/2029 6/2030	7/2030 6/2031	
County:	XXXXXXXXXXXXXXXXXXXXXXXXXXXXXXXXXXXXXXXXXXXXXXXXXXXX					Engineering:	99	9	0	0	0	0
Route:	Federal:	State:	Local:	Estimated Total:		R/W:	0	0	99	0	0	0
Project No.:	Anticipated Federal Funds*:					Construction:	0	0	0	999	0	0
Length:	Let With:					FFOS:	0	0	0	99	0	0
MPO:	TIP No.:					Payback:	0	99	0	0	0	0

Total project cost estimate.

Federal, Adv CN, State and Local share of project costs.

Anticipated Federal Funding Category\*

Projects let in combination.

Transportation Improvement Program number (Subject to the approval of the governing Metropolitan Planning Organizational.)

Project description and location.

County location of project

Route location of project

Project number used to track project costs.

Total length in 1/100 miles.

Metropolitan Planning Organization (Y/N)

Year project is to be awarded to begin construction (Month and year shown for 2027. Calendar year only beyond 2031.)

Estimated cost range beyond 2031.

Dollars programmed in previous STIPs.

Dollars funded from other sources.

Dollars for construction, contingency & other non-contractuals.

Dollars for right of way (land acquisition).

Dollars to be paid back for accelerating the project.

Dollars for engineering that include preliminary engineering, construction engineering and right of way incidentals.

Construction contingency applied to construction cost in the year the project is awarded.

Four percent project growth factor compounded annually is applied to right of way and construction costs in program years 2, 3, 4 and 5.

No inflation is applied to the Funding From Other Sources (FFOS), Payments or Paybacks.

**\*Anticipated Federal Funding Category:**

**CMAQ** - Congestion Mitigation and Air Quality.  
\* Usually 80% Federal & 20% State funds.

**Other** - usually 80% Federal & 20% State funds.

**NHFP** - National Highway Freight Program.  
\* Usually 80% Federal & 20% State funds.

**NHPP** - National Highway Performance Program.  
\* Usually 80% Federal & 20% State funds.  
\* Sometimes 90% Federal & 10% State funds.

**Safety** - usually 90% Federal & 10% State funds.

**State** - No federal funds, state only funded.

**STBG** - Surface Transportation Block Grant.  
\* Usually 80% Federal & 20% State funds.

(All Costs in Thousands)

## **SFY 2025 Legislatively Designated and Funded Initiatives**

This section of the Statewide Transportation Improvement Program contains projects funded by Missouri's General Assembly during the 2024 legislative session. These projects are funded by either General Revenue or bonding authorized by the General Assembly.

During the 2024 Missouri legislative session, the Missouri General Assembly addressed many transportation needs in the state, highlighted by the investment in several locations of I-44. Missouri's FY 2025 budget from the General Assembly, supported by Governor Parson, provides General Revenue for the costs to plan, design, construct, reconstruct, rehabilitate, and repair designated segments and other I-44 needs from Tiers 2 and 3 of the High Priority Unfunded Needs list.

In addition to the I-44 projects, the General Assembly also made substantial investments in other projects. These other projects are funded by General Revenue and the Budget Stabilization Fund on corridors including, but not limited to, routes such as US 65, US 67, I-35, and other projects from corridor enhancements.

The following is a list of those projects and their specifics, along with information about their funding and timing. MoDOT will track these projects and report regularly on their progress.

# Legislatively Designated and Funded Initiatives

						STATE FISCAL YEAR PROJECT BUDGETING						
						Prior	7/2026	7/2027	7/2028	7/2029	7/2030	
						Prog	6/2027	6/2028	6/2029	6/2030	6/2031	
County:	<b>BUTLER</b>	<b>Roadway improvements from County Road 352 to Arkansas State line.</b>				Engineering:	2	4,201	0	0	0	0
Route:	<b>US 67</b>	Federal: 0	State : 43,865	Local : 7,850	Estimated Total: 56,717	R/W:	5,000	0	0	0	0	0
Project No.:	<b>ST0062</b>	Anticipated Federal Funds : STATE				Construction:	0	47,514	0	0	0	0
Length:	<b>7.70</b>	Let With :				FFOS:	5,000	47,514	0	0	0	0
MPO:	<b>N</b> Tip No. :	Future Cost : 0				Payback:	0	0	0	0	0	0
County:	<b>CLINTON</b>	<b>Scoping and engineering study over I-35 in Cameron.</b>				Engineering:	1,000	5	5	0	0	0
Route:	<b>RT BB</b>	Federal: 0	State : 10	Local : 0	Estimated Total: 1,010	R/W:	0	0	0	0	0	0
Project No.:	<b>ST0081</b>	Anticipated Federal Funds : STATE				Construction:	0	0	0	0	0	0
Length:	<b>0.26</b>	Let With :				FFOS:	1,000	0	0	0	0	0
MPO:	<b>N</b> Tip No. :	Future Cost : 0				Payback:	0	0	0	0	0	0
County:	<b>NEWTON</b>	<b>Add lanes from Rte. 43 (Main Street) to Loop 49 (Rangeline Road) in Joplin.</b>				Engineering:	1,560	2,560	0	0	0	0
Route:	<b>IS 44</b>	Federal: 0	State : 23,581	Local : 0	Estimated Total: 25,141	R/W:	0	5	0	0	0	0
Project No.:	<b>ST0089B</b>	Anticipated Federal Funds : STATE				Construction:	0	21,016	0	0	0	0
Length:	<b>1.88</b>	Let With :				FFOS:	0	21,021	0	0	0	0
MPO:	<b>Y</b> Tip No. :	Future Cost : 0				Payback:	0	0	0	0	0	0
County:	<b>CASS</b>	<b>Interchange and roadway improvements at Rte. 58 in Belton. Project involves bridge A2094.</b>				Engineering:	1,000	1,250	2,601	0	0	0
Route:	<b>IS 49</b>	Federal: 0	State : 23,851	Local : 0	Estimated Total: 24,851	R/W:	0	0	0	0	0	0
Project No.:	<b>ST0091</b>	Anticipated Federal Funds : STATE				Construction:	0	0	20,000	0	0	0
Length:	<b>0.83</b>	Let With : 413494 KU0028				FFOS:	0	0	20,000	0	0	0
MPO:	<b>Y</b> Tip No. :	Award Date : 2027				Payback:	0	0	0	0	0	0
County:	<b>BOONE</b>	<b>Roadway improvements in Columbia. \$4,200,000 SFY 2025 General Revenue.</b>				Engineering:	6	295	0	0	0	0
Route:	<b>US 63</b>	Federal: 0	State : 4,495	Local : 0	Estimated Total: 4,501	R/W:	0	0	0	0	0	0
Project No.:	<b>ST0092</b>	Anticipated Federal Funds : STATE				Construction:	0	4,200	0	0	0	0
Length:	<b>1.31</b>	Let With :				FFOS:	0	4,200	0	0	0	0
MPO:	<b>Y</b> Tip No. : 2025-11	Future Cost : 0				Payback:	0	0	0	0	0	0

# Legislatively Designated and Funded Initiatives

						STATE FISCAL YEAR PROJECT BUDGETING						
						Prior	7/2026	7/2027	7/2028	7/2029	7/2030	
						Prog	6/2027	6/2028	6/2029	6/2030	6/2031	
County:	<b>BENTON</b>	<b>Add passing lanes at various locations from Warsaw to Buffalo.</b>				Engineering:	<b>838</b>	<b>5,274</b>	<b>0</b>	<b>0</b>	<b>0</b>	<b>0</b>
Route:	<b>US 65</b>	Federal: <b>0</b>	State : <b>37,162</b>	Local : <b>0</b>	Estimated Total: <b>38,000</b>	R/W:	<b>0</b>	<b>9,289</b>	<b>0</b>	<b>0</b>	<b>0</b>	
Project No.:	<b>ST0093</b>	Anticipated Federal Funds : STATE				Construction:	<b>0</b>	<b>22,599</b>	<b>0</b>	<b>0</b>	<b>0</b>	
Length:	<b>45.07</b>	Let With : <b>SR0109</b>				FFOS:	<b>838</b>	<b>37,104</b>	<b>0</b>	<b>0</b>	<b>0</b>	
MPO:	<b>N</b> Tip No. :					Payback:	<b>0</b>	<b>0</b>	<b>0</b>	<b>0</b>	<b>0</b>	
County:	<b>CLAY</b>	<b>Rebuild pavement from North Antioch Road to Northeast Parvin Road and on I-29 from Northeast Parvin Road to North Davidson Road.</b>				Engineering:	<b>2,250</b>	<b>500</b>	<b>2,146</b>	<b>0</b>	<b>0</b>	
Route:	<b>IS 35</b>	Federal: <b>0</b>	State : <b>32,646</b>	Local : <b>0</b>	Estimated Total: <b>34,896</b>	R/W:	<b>0</b>	<b>0</b>	<b>0</b>	<b>0</b>	<b>0</b>	
Project No.:	<b>ST0094</b>	Anticipated Federal Funds : STATE				Construction:	<b>0</b>	<b>0</b>	<b>30,000</b>	<b>0</b>	<b>0</b>	
Length:	<b>1.31</b>	Let With : <b>KU0025 KU0061</b>				FFOS:	<b>0</b>	<b>0</b>	<b>30,000</b>	<b>0</b>	<b>0</b>	
MPO:	<b>Y</b> Tip No. :					Payback:	<b>0</b>	<b>0</b>	<b>0</b>	<b>0</b>	<b>0</b>	
County:	<b>FRANKLIN</b>	<b>Interchange and pavement improvements at Rte. 50. Design-Build project.</b>				Engineering:	<b>2,005</b>	<b>5,075</b>	<b>0</b>	<b>0</b>	<b>0</b>	
Route:	<b>IS 44</b>	Federal: <b>0</b>	State : <b>63,295</b>	Local : <b>0</b>	Estimated Total: <b>65,300</b>	R/W:	<b>0</b>	<b>0</b>	<b>0</b>	<b>0</b>	<b>0</b>	
Project No.:	<b>ST0115</b>	Anticipated Federal Funds : STATE				Construction:	<b>0</b>	<b>58,220</b>	<b>0</b>	<b>0</b>	<b>0</b>	
Length:	<b>0.48</b>	Let With :				FFOS:	<b>0</b>	<b>58,220</b>	<b>0</b>	<b>0</b>	<b>0</b>	
MPO:	<b>Y</b> Tip No. : <b>7380A-25</b>					Payback:	<b>0</b>	<b>0</b>	<b>0</b>	<b>0</b>	<b>0</b>	
County:	<b>ST. LOUIS</b>	<b>Pavement resurfacing, pavement repair, pavement rebuild and median barrier replacement from Rte. 109 to Rte. 141, and upgrade signage at Antire Hill.</b>				Engineering:	<b>4,035</b>	<b>3,375</b>	<b>0</b>	<b>0</b>	<b>0</b>	
Route:	<b>IS 44</b>	Federal: <b>0</b>	State : <b>44,446</b>	Local : <b>0</b>	Estimated Total: <b>48,481</b>	R/W:	<b>0</b>	<b>0</b>	<b>0</b>	<b>0</b>	<b>0</b>	
Project No.:	<b>ST0117</b>	Anticipated Federal Funds : STATE				Construction:	<b>0</b>	<b>41,071</b>	<b>0</b>	<b>0</b>	<b>0</b>	
Length:	<b>7.94</b>	Let With : <b>SL0277</b>				FFOS:	<b>530</b>	<b>40,320</b>	<b>0</b>	<b>0</b>	<b>0</b>	
MPO:	<b>Y</b> Tip No. : <b>7380B-25</b>					Payback:	<b>0</b>	<b>0</b>	<b>0</b>	<b>0</b>	<b>0</b>	
County:	<b>LACLEDE</b>	<b>Rebuild pavement and resurfacing 3.7 miles west of Rte. 133 to 2.1 miles east of Rte. F.</b>				Engineering:	<b>497</b>	<b>7,084</b>	<b>0</b>	<b>0</b>	<b>0</b>	
Route:	<b>IS 44</b>	Federal: <b>0</b>	State : <b>51,709</b>	Local : <b>0</b>	Estimated Total: <b>52,206</b>	R/W:	<b>0</b>	<b>0</b>	<b>0</b>	<b>0</b>	<b>0</b>	
Project No.:	<b>ST0119</b>	Anticipated Federal Funds : STATE				Construction:	<b>0</b>	<b>44,625</b>	<b>0</b>	<b>0</b>	<b>0</b>	
Length:	<b>4.68</b>	Let With : <b>CD0270 CD0343 CD0344</b>				FFOS:	<b>0</b>	<b>44,625</b>	<b>0</b>	<b>0</b>	<b>0</b>	
MPO:	<b>N</b> Tip No. :					Payback:	<b>0</b>	<b>0</b>	<b>0</b>	<b>0</b>	<b>0</b>	

# Legislatively Designated and Funded Initiatives

## STATE FISCAL YEAR PROJECT BUDGETING

						Prior	7/2026	7/2027	7/2028	7/2029	7/2030	
						Prog	6/2027	6/2028	6/2029	6/2030	6/2031	
County:	<b>PHELPS</b>	<b>Rebuild pavement on westbound lanes from east of Rte. 63 to Sugar Tree Road. Potential Design-Build project.</b>				Engineering:	<b>876</b>	<b>3,074</b>	<b>0</b>	<b>0</b>	<b>0</b>	<b>0</b>
Route:	<b>IS 44</b>	Federal:	<b>0</b>	State :	<b>54,719</b>	Local :	<b>0</b>	Estimated Total:	<b>55,595</b>	R/W:	<b>0</b>	
Project No.:	<b>ST0121</b>	Anticipated Federal Funds : <b>STATE</b>			Award Date :	<b>2/2027</b>	Construction:	<b>0</b>	<b>51,645</b>	<b>0</b>	<b>0</b>	
Length:	<b>10.40</b>	Let With :			Future Cost :	<b>0</b>	FFOS:	<b>0</b>	<b>51,645</b>	<b>0</b>	<b>0</b>	
MPO:	<b>N</b>	Tip No. :			Payback:	<b>0</b>	<b>0</b>	<b>0</b>	<b>0</b>	<b>0</b>	<b>0</b>	
County:	<b>PHELPS</b>	<b>Capacity and safety improvements at Rte. V in Rolla. Potential Design-Build project.</b>				Engineering:	<b>6</b>	<b>1,166</b>	<b>0</b>	<b>0</b>	<b>0</b>	
Route:	<b>IS 44</b>	Federal:	<b>0</b>	State :	<b>17,806</b>	Local :	<b>0</b>	Estimated Total:	<b>17,812</b>	R/W:	<b>0</b>	
Project No.:	<b>ST0122</b>	Anticipated Federal Funds : <b>STATE</b>			Award Date :	<b>2/2027</b>	Construction:	<b>0</b>	<b>16,635</b>	<b>0</b>	<b>0</b>	
Length:	<b>0.64</b>	Let With :			Future Cost :	<b>0</b>	FFOS:	<b>0</b>	<b>16,640</b>	<b>0</b>	<b>0</b>	
MPO:	<b>N</b>	Tip No. :			Payback:	<b>0</b>	<b>0</b>	<b>0</b>	<b>0</b>	<b>0</b>	<b>0</b>	
County:	<b>PHELPS</b>	<b>Capacity and safety improvements at Rte. 68 in St. James. Potential Design-Build project.</b>				Engineering:	<b>551</b>	<b>461</b>	<b>0</b>	<b>0</b>	<b>0</b>	
Route:	<b>IS 44</b>	Federal:	<b>0</b>	State :	<b>3,950</b>	Local :	<b>0</b>	Estimated Total:	<b>4,501</b>	R/W:	<b>0</b>	
Project No.:	<b>ST0123</b>	Anticipated Federal Funds : <b>STATE</b>			Award Date :	<b>2/2027</b>	Construction:	<b>0</b>	<b>3,289</b>	<b>0</b>	<b>0</b>	
Length:	<b>0.38</b>	Let With :			Future Cost :	<b>0</b>	FFOS:	<b>0</b>	<b>3,489</b>	<b>0</b>	<b>0</b>	
MPO:	<b>N</b>	Tip No. :			Payback:	<b>0</b>	<b>0</b>	<b>0</b>	<b>0</b>	<b>0</b>	<b>0</b>	

DRAFT

# Legislatively Designated and Funded Initiatives

STATE FISCAL YEAR PROJECT BUDGETING						
	Prior Prog	7/2026 6/2027	7/2027 6/2028	7/2028 6/2029	7/2029 6/2030	7/2030 6/2031
<b>FFOS:</b>	7,368	324,778	50,000	0	0	0
<b>Total RW:</b>	5,000	9,499	0	0	0	0
<b>Total Construction:</b>	0	310,814	50,000	0	0	0
<b>Paybacks:</b>	0	0	0	0	0	0
<b>Sub-Total:</b>	5,000	320,313	50,000	0	0	0
<b>Total Engineering:</b>	14,626	34,320	4,752	0	0	0
<b>Grand Total:</b>	19,626	354,633	54,752	0	0	0

Project Count : 13

	2027	2028	2029	2030	2031
<b>State:</b>	346,783	54,752	0	0	0
<b>AC State:</b>	0	0	0	0	0
<b>Local:</b>	7,850	0	0	0	0
<b>Sub total:</b>	354,633	54,752	0	0	0

Federal

<b>Sub-total Federal:</b>	0	0	0	0	0
<b>Grand Total:</b>	354,633	54,752	0	0	0

DRAFT

DRAFT

**Section 4d – SFY 2026 Legislatively Designated and Funded Initiatives**

## PROJECT DESCRIPTION KEY

2027-2031 Legislatively Designated and Funded Initiatives						STATE FISCAL YEAR PROJECT BUDGETING						
						Prior Prog.	7/2026 6/2027	7/2027 6/2028	7/2028 6/2029	7/2029 6/2030	7/2030 6/2031	
County:	XXXXXXXXXXXXXXXXXXXXXXXXXXXXXXXXXXXXXXXXXXXXXXXXXXXX					Engineering:	99	9	0	0	0	0
Route:	Federal:	State:	Local:	Estimated Total:	R/W:	0	0	99	0	0	0	
Project No.:	Anticipated Federal Funds*:				Award Date:	0	0	0	999	0	0	
Length:	Let With:				Future Cost:	0	0	0	99	0	0	
MPO:	TIP No.:					0	99	0	0	0	0	

Total project cost estimate.

Federal, Adv CN, State and Local share of project costs.

Anticipated Federal Funding Category\*

Projects let in combination.

Transportation Improvement Program number (Subject to the approval of the governing Metropolitan Planning Organizational.)

Project description and location.

County location of project

Route location of project

Project number used to track project costs.

Total length in 1/100 miles.

Metropolitan Planning Organization (Y/N)

**\*Anticipated Federal Funding Category:**

**CMAQ** - Congestion Mitigation and Air Quality.  
\* Usually 80% Federal & 20% State funds.

**Other** - usually 80% Federal & 20% State funds.

**NHFP** - National Highway Freight Program.  
\* Usually 80% Federal & 20% State funds.

\* Sometimes 90% Federal & 10% State funds.

**NHPP** - National Highway Performance Program.  
\* Usually 80% Federal & 20% State funds.

\* Sometimes 90% Federal & 10% State funds.

**Safety** - usually 90% Federal & 10% State funds.

**State** - No federal funds, state only funded.

**STBG** - Surface Transportation Block Grant.  
\* Usually 80% Federal & 20% State funds.

Year project is to be awarded to begin construction (Month and year shown for 2027. Calendar year only beyond 2031.)

Estimated cost range beyond 2031.

Dollars programmed in previous STIPs.

Dollars funded from other sources.

Dollars for construction, contingency & other non-contractuals.

Dollars for right of way (land acquisition).

Dollars to be paid back for accelerating the project.

Dollars for engineering that include preliminary engineering, construction engineering and right of way incidentals.

Construction contingency applied to construction cost in the year the project is awarded.

Four percent project growth factor compounded annually is applied to right of way and construction costs in program years 2, 3, 4 and 5.

No inflation is applied to the Funding From Other Sources (FFOS), Payments or Paybacks.

(All Costs in Thousands)

## **SFY 2026 Legislatively Designated and Funded Initiatives**

This section of the STIP contains projects funded by Missouri's General Assembly during the 2025 legislative session. These projects are funded by General Revenue authorized by the General Assembly. Projects shaded in gray are subject to funding being made available.

The following is a list of those projects and their specifics, along with information about their funding and timing. MoDOT will track these projects and report regularly on their progress.

DRAFT

# Legislatively Designated and Funded Initiatives

						STATE FISCAL YEAR PROJECT BUDGETING						
						Prior	7/2026	7/2027	7/2028	7/2029	7/2030	
						Prog	6/2027	6/2028	6/2029	6/2030	6/2031	
County:	LEWIS	<b>Pavement resurfacing on 250th Street and Heritage Avenue near Highland High School in Lewis County. \$2,366,000 Lewis County funds. Funding currently restricted. Contingent upon release of funds.</b>				Engineering:	202	298	0	0	0	0
Route:	CRD 524 (250TH ST)	Federal: 0	State : 2,493	Local : 2,047	Estimated Total: 4,742	R/W:	0	2	0	0	0	
Project No.:	ST0064	Anticipated Federal Funds : STATE			Award Date : 6/2027	Construction:	0	4,240	0	0	0	
Length:	1.40	Let With :			Future Cost : 0	FFOS:	490	4,242	0	0	0	
MPO:	N Tip No. :	Contingent upon the execution of an agreement				Payback:	0	0	0	0	0	
County:	JASPER	<b>Road improvements on Baseline Road. Funding currently restricted. Contingent upon release of funds.</b>				Engineering:	0	500	0	0	0	
Route:	RT N	Federal: 0	State : 2,697	Local : 0	Estimated Total: 2,697	R/W:	0	200	0	0	0	
Project No.:	ST0083	Anticipated Federal Funds : STATE			Award Date : 6/2027	Construction:	0	1,997	0	0	0	
Length:	9.99	Let With :			Future Cost : 0	FFOS:	0	2,197	0	0	0	
MPO:	N Tip No. :					Payback:	0	0	0	0	0	
County:	RANDOLPH	<b>Intersection improvements between East Burkhart Street and Rte. M in Moberly. Funding currently restricted. Contingent upon release of funds.</b>				Engineering:	200	152	0	0	0	
Route:	BU 63	Federal: 0	State : 1,900	Local : 0	Estimated Total: 2,100	R/W:	0	0	0	0	0	
Project No.:	ST0155	Anticipated Federal Funds : STATE			Award Date : 6/2027	Construction:	0	1,748	0	0	0	
Length:	1.56	Let With :			Future Cost : 0	FFOS:	200	1,900	0	0	0	
MPO:	N Tip No. :					Payback:	0	0	0	0	0	
County:	CAMDEN	<b>Intersection improvements at Rte. 54 and Rte. 5. Funding currently restricted. Contingent upon release of funds.</b>				Engineering:	0	944	0	0	0	
Route:	US 54	Federal: 0	State : 4,000	Local : 0	Estimated Total: 4,000	R/W:	0	200	0	0	0	
Project No.:	ST0156	Anticipated Federal Funds : STATE			Award Date : 6/2027	Construction:	0	2,856	0	0	0	
Length:	4.11	Let With :			Future Cost : 0	FFOS:	0	4,000	0	0	0	
MPO:	N Tip No. :					Payback:	0	0	0	0	0	
County:	NEWTON	<b>Add westbound climbing lane at Rte. 43. Funding currently restricted. Contingent upon release of funds.</b>				Engineering:	0	2,000	0	0	0	
Route:	IS 44	Federal: 0	State : 11,915	Local : 0	Estimated Total: 11,915	R/W:	0	0	0	0	0	
Project No.:	ST0157	Anticipated Federal Funds : STATE			Award Date : 6/2027	Construction:	0	9,915	0	0	0	
Length:	2.48	Let With :			Future Cost : 0	FFOS:	0	11,915	0	0	0	
MPO:	Y Tip No. :					Payback:	0	0	0	0	0	

# Legislatively Designated and Funded Initiatives

						STATE FISCAL YEAR PROJECT BUDGETING						
						Prior	7/2026	7/2027	7/2028	7/2029	7/2030	
						Prog	6/2027	6/2028	6/2029	6/2030	6/2031	
County:	<b>PLATTE</b>	<b>Payment to Ambassador Building Community Improvement District to add roundabouts at I-29. \$4,500,000 General Revenue funds.</b>				Engineering:	0	2	0	0	0	0
	<b>CST NW LP</b>					R/W:	0	0	0	0	0	
Route:	<b>COOKINGHAM DR</b>	Federal: 0	State : 4,500	Local : 0	Estimated Total: 4,500	Construction:	0	4,498	0	0	0	
Project No.:	<b>ST0159</b>	Anticipated Federal Funds : STATE			Award Date : /	FFOS:	0	4,500	0	0	0	
Length:	<b>0.39</b>	Let With :			Future Cost : 0	Payback:	0	0	0	0	0	
MPO:	<b>Y</b> Tip No. :											
County:	<b>NEW MADRID</b>	<b>Add roundabouts and connections for future outer road and on and off ramps at the intersection of Ingram Road. Funding currently restricted. Contingent upon release of funds.</b>				Engineering:	0	600	0	0	0	0
	<b>US 60</b>					R/W:	0	50	0	0	0	
Route:	<b>ST0160</b>	Federal: 0	State : 5,000	Local : 0	Estimated Total: 5,000	Construction:	0	4,350	0	0	0	
Project No.:	<b>0.59</b>	Anticipated Federal Funds : STATE			Award Date : 6/2027	FFOS:	0	5,000	0	0	0	
Length:	<b>0.59</b>	Let With :			Future Cost : 0	Payback:	0	0	0	0	0	
MPO:	<b>N</b> Tip No. :											

# Legislatively Designated and Funded Initiatives

STATE FISCAL YEAR PROJECT BUDGETING						
	Prior Prog	7/2026 6/2027	7/2027 6/2028	7/2028 6/2029	7/2029 6/2030	7/2030 6/2031
<b>FFOS:</b>	690	33,754	0	0	0	0
<b>Total RW:</b>	0	452	0	0	0	0
<b>Total Construction:</b>	0	29,604	0	0	0	0
<b>Paybacks:</b>	0	0	0	0	0	0
<b>Sub-Total:</b>	0	30,056	0	0	0	0
<b>Total Engineering:</b>	402	4,496	0	0	0	0
<b>Grand Total:</b>	402	34,552	0	0	0	0

Project Count : 7

	2027	2028	2029	2030	2031
<b>State:</b>	32,505	0	0	0	0
<b>AC State:</b>	0	0	0	0	0
<b>Local:</b>	2,047	0	0	0	0
<b>Sub total:</b>	34,552	0	0	0	0

Federal

<b>Sub-total Federal:</b>	0	0	0	0	0
<b>Grand Total:</b>	34,552	0	0	0	0

## SFY 2026 Legislatively Designated and Funded Initiatives – Off the State-Owned System

This section of the STIP contains projects funded by Missouri’s General Assembly during the 2025 legislative session off the state-owned system. Projects shaded in gray are subject to funding being made available.

The following is a list of the projects and locations.

<b>FY 2026 Legislatively Designated and Funded Initiative - Off the State-Owned System</b>			
<u>County</u>	<u>Description</u>	<u>House Bill</u>	<u>Amount</u>
Platte	Mexico City Avenue Road Replacement	17	\$17,000,000
Webster	Road Spur in Seymour	17	\$250,000
Buchanan	Environmental Assessment for Bridge	17	\$25,000
Jackson/Clay	Road Repair in Sugar Creek	17	\$700,000
Taney	Highway 76 Infrastructure Improvements	17	\$4,000,000
		<b>Total</b>	<b>\$21,975,000</b>

DRAFT

**Section 7b – SFY 2026 Multimodal Legislatively Designated and Funded Initiatives**

## Legislatively Designated and Funded Initiatives

This section of the Statewide Transportation Improvement Program contains projects funded by Missouri’s General Assembly during the 2025 legislative session for Multimodal Operations Projects and Programs. Projects shaded in gray are subject to funding being made available.

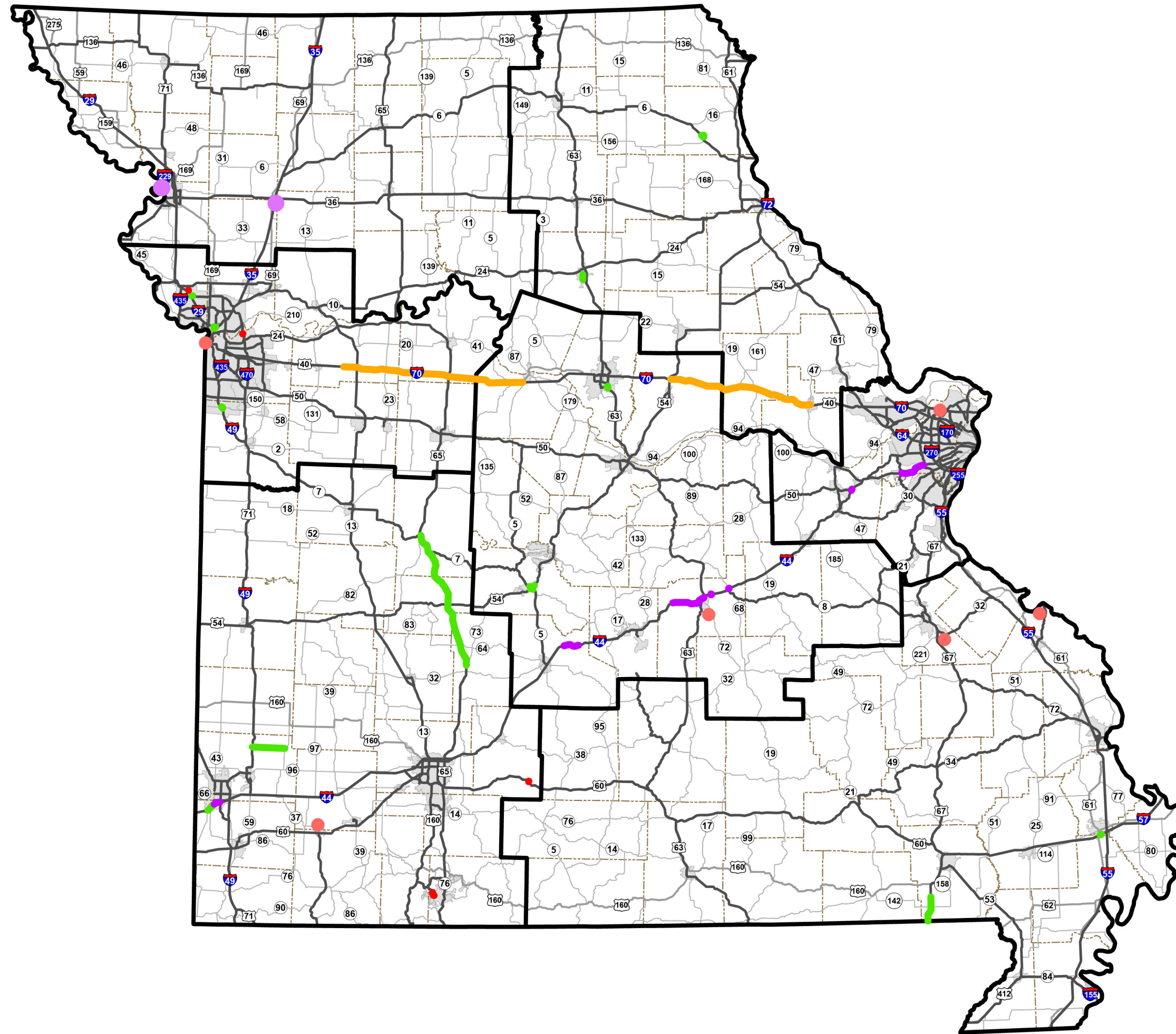
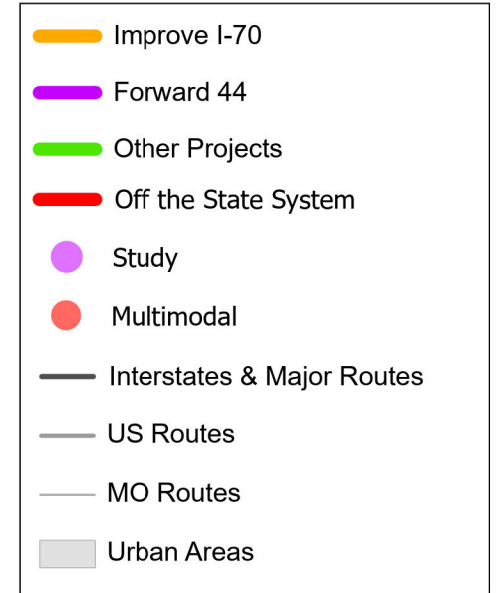
All other modes of transportation (aviation, rail, waterways, freight, and transit) received general revenues to focus on safety, capital improvements and/or operating assistance in these various projects and programs within Multimodal Operations.

The following is a list of those projects and information about their funding.


<b>FY 2026 Legislatively Designated and Funded Initiatives - Multimodal</b>		
<u>Description</u>	<u>House Bill</u>	<u>Amount</u>
Phelps County Grade Crossing Safety	17	\$500,000
Monett Airport AWOS	17	\$600,000
St. Louis Lambert Airport	17	\$7,000,000
KCATA World Cup Ambassador Program	17	\$1,000,000
Perryville Airport	17	\$3,700,000
Farmington Airport	17	\$2,000,000
	<b>Total</b>	<b>\$14,800,000</b>

# Statewide Transportation Improvement Program 2027-2031

## General Assembly Designated & Funded Projects



**DRAFT**



Missouri Department of Transportation  
Transportation Planning  
1-888-ASK-MODOT  
WWW.MODOT.ORG