

STIP

Statewide Transportation Improvement Program



Missouri Department
of Transportation
*An agency of the
State of Missouri*

2018-2022

Table of Contents







Section

i	Table of Contents
ii	Missouri Highways and Transportation Commission and MoDOT Leadership
1	Customer Contact Information
2	Introduction, Public Involvement, and Reference Information
3	Scoping and Design Projects
4	2018 – 2022 Highway and Bridge Construction Schedule
5	Estimated Financial Summary for 2018 – 2022 Highway and Bridge Construction Schedule
6	Federal Programs
7	Multimodal Programs
8	Certification and Federal-Aid Project Oversight
9	Transportation Improvement Programs (TIPS)
10	MoDOT Operations & Maintenance Plan

June 29, 2017

Section i

Missouri Highways and Transportation Commission Members

	<p>Chair Name: Michael B. Pace Appointed: 01/06/2015 Term Ending: 03/01/2019 Political Party: Independent Residence: West Plains</p>		<p>Vice Chair Name: Gregg C. Smith Appointed: 12/06/2013 Term Ending: 03/01/2019 Political Party: Democrat Residence: Clinton</p>		<p>Name: Mary Nelson Appointed: 7/13/2015 Term Ending: 03/01/2017 Political Party: Democrat Residence: St Louis City</p>
	<p>Name: Michael T. Waters, Jr. Appointed: 03/03/2015 Term Ending: 03/01/2021 Political Party: Republican Residence: Orrick</p>		<p>Name: Vacant Appointed: Term Ending: Political Party: Residence:</p>		<p>Name: John W. Briscoe Appointed: 12/04/2015 Term Ending: 03/01/2021 Political Party: Democrat Residence: New London</p>

MoDOT Leadership

Director - Patrick McKenna



Patrick K. McKenna became director of MoDOT on Dec. 7, 2015. He previously served as the deputy commissioner for the New Hampshire Department of Transportation, a role that is chief financial, operating and legislative officer for the organization.

McKenna has a bachelor's of science degree in finance from Bentley University and a master's of science in management and finance from the University of Maryland University College.

Chief Financial Officer - Roberta Broeker



Roberta Broeker is MoDOT's chief financial officer and served as interim director from May 1-Dec. 7, 2015. In her 18 years with MoDOT she has filled a variety of leadership roles including audit manager, audit and business analysis director, director of audits and investigations and chief financial officer.

Broeker is a certified public accountant, a certified internal auditor and a certified government financial manager. She graduated magna cum laude from Southeast Missouri State University and holds a bachelor's degree in business administration with a major in accounting.

Chief Engineer - Ed Hassinger



Ed Hassinger, P.E., was named chief engineer of MoDOT on May 30, 2013. Previously he had served as St. Louis district engineer for 12 years. As chief engineer, Hassinger oversees all planning, design, construction, maintenance and operations for the department.

Hassinger holds a bachelor of science degree in civil engineering from the University of Missouri. He began his MoDOT career in 1984 as a design engineer in the Bridge Division. He's also worked as a traffic engineer, bridge maintenance engineer, assistant district engineer in St. Louis, and spent one year as the district engineer in the Northeast District in Hannibal.

Assistant Chief Engineer - Kathy Harvey



Kathy Harvey was appointed assistant chief engineer on Aug. 15, 2013. In this capacity she helps build the longterm vision of MoDOT and supports the strategic direction of the executive team.

Harvey is a graduate of the Missouri University of Science and Technology, where she earned her bachelor of science degree in civil engineering.

After working in the private sector, she began her career with MoDOT in 1991 as an intermediate highway designer. She moved up the ladder until becoming MoDOT's State Design Engineer.

Missouri Department of Transportation Contact Information

Northwest District

Mr. Don Wichern, District Engineer
3602 North Belt Highway
St. Joseph, MO 64506-1399
Tel.: 816-387-2350
Fax: 816-387-2359

Northeast District

Ms. Paula Gough, District Engineer
1711 South Highway 61
Hannibal, MO 63401-6051
Tel.: 573-248-2490
Fax: 573-248-2467

Kansas City District

Mr. Brian Kidwell,
District Engineer
600 Northeast Colbern Road
Lee's Summit, MO 64086-4712
Tel.: 816-622-6500
Fax: 816-622-0699

Central District

Mr. David Silvester,
District Engineer
1511 Missouri Boulevard
P.O. Box 718
Jefferson City, MO 65102-0718
Tel.: 573-751-3322
Fax: 573-522-1059

St. Louis District

Mr. Greg Horn,
District Engineer
1590 Woodlake Drive
Chesterfield, MO 63017-5712
Tel.: 314-275-1500
Fax: 314-340-4119

Central Office

Mr. Patrick K. McKenna,
Director
P.O. Box 270
Jefferson City, MO 65102-0270
Tel.: 1-888-ASK-MoDOT
Fax: 573-751-6555
www.modot.org

Transportation Planning

Ms. Machele Watkins,
Transportation Planning Director
P.O. Box 270
Jefferson City, MO 65102-0270
Tel.: 573-526-1374
Fax: 573-526-8052

Southwest District

Mr. Travis Koestner,
District Engineer
3025 East Kearney Street
P.O. Box 868
Springfield, MO 65801-0868
Tel.: 417-895-7600
Fax: 417-895-7711

Southeast District

Mr. Mark Shelton,
District Engineer
2675 North Main Street
P.O. Box 160
Sikeston, MO 63801-0160
Tel.: 573-472-5333
Fax: 573-472-5351

Regional Planning Commissions and Metropolitan Planning Organizations Contact Information

Boonslick Regional Planning Commission

Mr. Chad Eggen
Executive Director
111 Steinhagen
P.O. Box 429
Warrenton, MO 63383-0429
Tel.: 636-456-3473
Fax: 636-456-2329
Email: ceggen@boonslick.org

Bootheel Regional Planning and Economic Development Commission

Mr. David Blalock
Executive Director
105 E. North Main
Dexter, MO 63841-1770
Tel.: 573-614-5178
Fax: 573-614-5182
Email: david.blalock@nwcable.net

Capital Area Metropolitan Planning Organization

Mr. Sonny Sanders
Director of Planning & Protective Services
City of Jefferson
320 East McCarty Street
Jefferson City, MO 65101-3198
Tel.: 573-634-6410
Fax: 573-634-6457
Email: jmcmillan@jeffcitymo.org

Columbia Area Transportation Study Organization

Mr. Tim Teddy
Director of Planning and Development
City of Columbia
701 East Broadway, City Building
P.O. Box 6015
Columbia, MO 65205-6015
Tel.: 573-874-7239
Fax: 573-874-7546
Email: ttteddy@gocolumbiamo.org

East-West Gateway Council of Governments

Mr. Jim Wild
Executive Director
One Memorial Drive, Suite 1600
St. Louis, MO 63102-2451
Tel.: 314-421-4220
Fax: 314-421-6120
Email: Jim.Wild@ewgateway.org

Green Hills Regional Planning Commission

Mr. Randy Railsback
Executive Director
1104 Main Street
P.O. Box 28
Trenton, MO 64683-0028
Tel.: 660-359-5636
Fax: 660-359-3096
Email: randy@ghrpc.org

Harry S Truman Coordinating Council

Ms. Jill Cornett
Executive Director
800 E. Pennell
Carl Junction, MO 64834-9502
Tel.: 417-649-6400
Fax: 417-649-6409
Email: jcornett@hstcc.org

Joplin Area Transportation Study Organization

Mr. Troy Bolander
Planning & Community Development
Manager
City of Joplin
602 South Main Street
Joplin, MO 64801-2316
Tel.: 417-624-0820, ext. 510
Fax: 417-625-4738
Email: tbolande@joplinmo.org

Kaysinger Basin Regional Planning Commission

Ms. Elizabeth Van Winkle
Executive Director
221 N 2nd St.
Clinton, MO 64735
Tel.: 660-885-3393
Fax: 660-885-4166
Email: elizabeth@kaysinger.com

Regional Planning Commissions and Metropolitan Planning Organizations Contact Information

Lake of the Ozarks Council of Local Governments

Ms. Linda Conner
Executive Director
P.O. Box 3553
Camdenton, MO 65020-3553
Tel.: 573-346-5692
Fax: 573-346-9686
Email: Linda.Conner@loclg.org

Mark Twain Regional Council of Governments

Ms. Cindy Hultz
Executive Director
42494 Delaware Lane
Perry, MO 63462-2129
Tel.: 573-565-2203
Fax: 573-565-2205
Email: hultzcog@rallstech.com

Meramec Regional Planning Commission

Ms. Bonnie Prigge
Executive Director
4 Industrial Drive
St. James, MO 65559-1689
Tel.: 573-265-2993
Fax: 573-265-3550
Email: BPrigge@meramecregion.org

Mid-America Regional Council

Mr. David Warm
Executive Director
600 Broadway, Suite 200
Kansas City, MO 64105-1659
Tel.: 816-474-4240
Fax: 816-421-7758
Email: dwarm@marc.org

Mid-Missouri Regional Planning Commission

Mr. Edward Siegmund
Executive Director
206 E. Broadway
P.O. Box 140
Ashland, MO 65010-0140
Tel.: 573-657-9779
Fax: 573-657-2829
Email: edwardsiegmund@mmrpc.org

Mo-Kan Regional Council

Mr. Robert Caldwell
Interim Executive Director
224 N. 7th St.
St. Joseph, MO 64501-2309
Tel.: 816-233-3144
Fax: 816-233-8498
Email: tom@mo-kan.org

Northeast Missouri Regional Planning Commission

Mr. David Davison
Executive Director
121 S. Cecil Street
P.O. Box 248
Memphis, MO 63555-0248
Tel.: 660-465-7281
Fax: 660-465-7163
Email: davedavison@nemorpc.org

Northwest Arkansas Regional Planning Commission

Mr. Jeff Hawkins
Executive Director
1311 Clayton Street
Springdale, AR 72762
Tel.: 479-751-7125
Fax: 479-751-7150
Email: jeff_1_hawkins@hotmail.com

Northwest Missouri Regional Council of Governments

Ms. Jackie Spainhower
Executive Director
114 West 3rd Street
Maryville, MO 64468-2237
Tel.: 660-582-5121
Fax: 660-582-7264
Email: jackie@nwmorcog.org

Regional Planning Commissions and Metropolitan Planning Organizations Contact Information

Ozark Foothills Regional Planning Commission

Ms. Felicity Ray
Executive Director
3019 Fair Street
Poplar Bluff, MO 63901-7044
Tel.: 573-785-6402
Fax: 573-686-5467
Email: felicity@ofrpc.org

Ozarks Transportation Organization

Ms. Sara Fields
Executive Director
2208 W. Chesterfield Blvd., Suite 101
Springfield, MO 65807
Tel.: 417-865-3042
Fax: 417-862-6013
Email: sfields@ozarkstransportation.org

Pioneer Trails Regional Planning Commission

Mr. Randy White
Executive Director
802 S. Gordon St., Room 102
P.O. Box 123
Concordia, MO 64020-0123
Tel.: 660-463-7934
Fax: 660-463-7944
Email: randy@trailsrc.org

South Central Ozark Council of Governments

Mr. Johnny Murrell
Executive Director
4407 County Road 2340
P.O. Box 100
Pomona, MO 65789-0100
Tel.: 417-256-4226
Fax: 417-256-6188
Email: jmurrell@scocog.org

Southeast Metropolitan Planning Organization

Mr. Ryan Shrimplin
Executive Director
401 Independence Street
Cape Girardeau, MO 63703
Tel: 573-339-6327
Fax: 573-339-6303
Email: mhood@CityofCapeGirardeau.org

Southeast Missouri Regional Planning and Economic Development Commission

Mr. Chauncy Buchheit
Executive Director
1 West St. Joseph Street
P.O. Box 366
Perryville, MO 63775-0366
Tel: 573-547-8357
Fax: 573-547-7283
Email: cbuchheit@semorpc.org

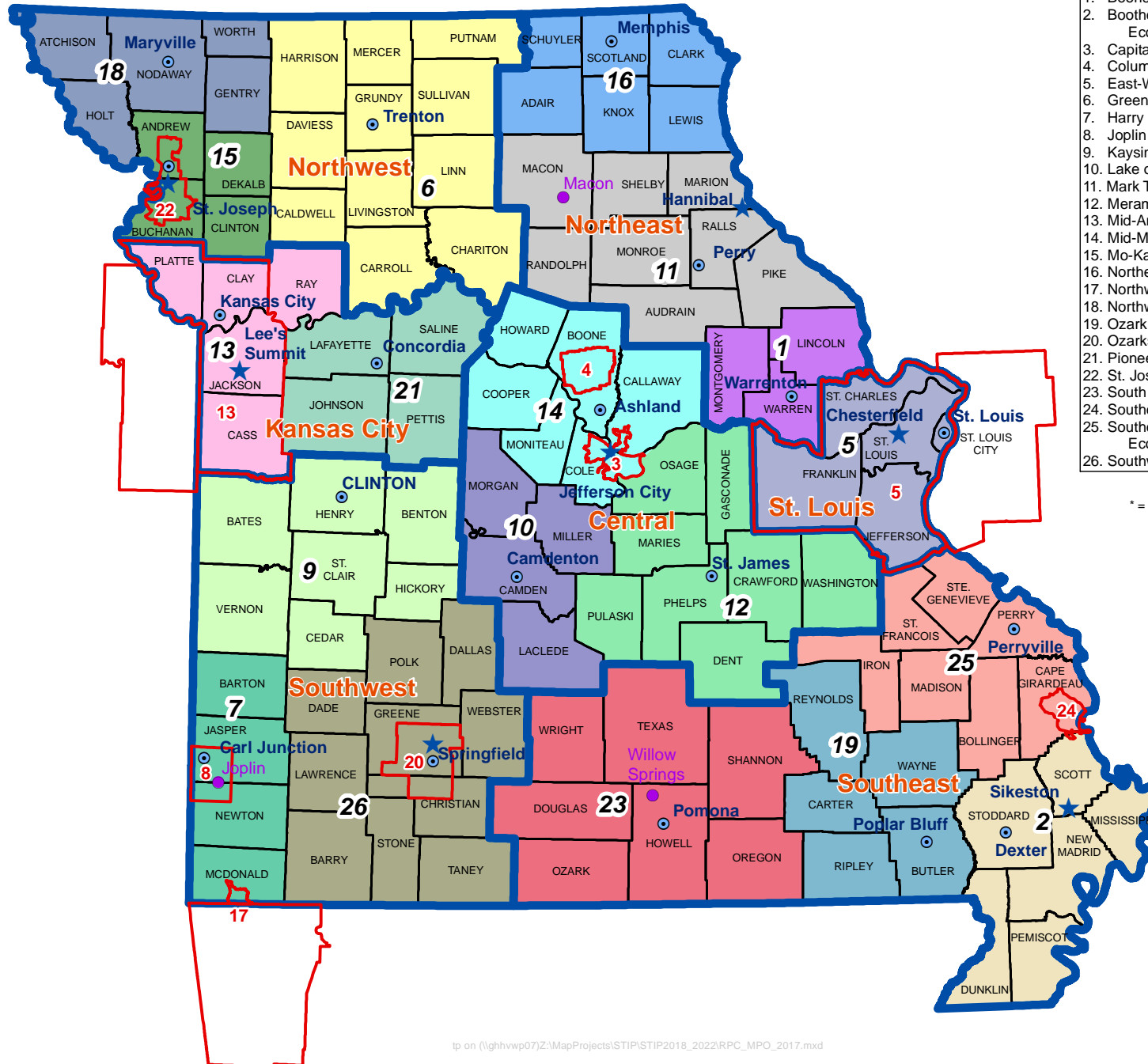
Southwest Missouri Council of Governments

Mr. Jason Ray
Executive Director
901 S. National Avenue
Springfield, MO 65897-0027
Tel.: 417-836-6900
Fax: 417-836-4146
Email: jasonray@missouristate.edu

St. Joseph Area Transportation Study Organization

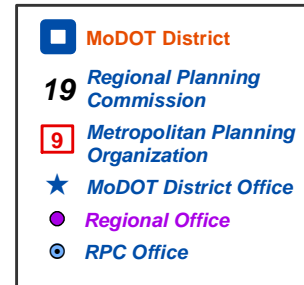
Mr. Andy Clements
Asst. Director of Public Works &
Transportation
City of St. Joseph, City Hall
1100 Frederick Avenue
St. Joseph, MO 64501-2377
Tel.: 816-271-4653
Fax: 816-271-5355
Email: aclements@ci.st-joseph.mo.us

Missouri Regional Planning Commissions and Metropolitan Planning Organizations



1. Boonslick Regional Planning Commission	636-456-3473
2. Bootheel Regional Planning & Economic Development Commission	573-614-5178
3. Capital Area Metropolitan Planning Organization	573-634-6410
4. Columbia Area Transportation Study Organization	573-874-7239
5. East-West Gateway Council of Governments*	314-421-4220
6. Green Hills Regional Planning Commission	660-359-5636
7. Harry S Truman Coordinating Council	417-649-6400
8. Joplin Area Transportation Study Organization	417-624-0820
9. Kaysinger Basin Regional Planning Commission	660-885-3393
10. Lake of the Ozarks Council of Local Governments	573-346-5692
11. Mark Twain Regional Council of Governments	573-565-2203
12. Meramec Regional Planning Commission	573-265-2993
13. Mid-America Regional Council*	816-474-4240
14. Mid-Missouri Regional Planning Commission	573-657-9779
15. Mo-Kan Regional Council	816-233-3144
16. Northeast Missouri Regional Planning Commission	660-465-7281
17. Northwest Arkansas Regional Planning Commission	479-751-7125
18. Northwest Missouri Regional Council of Governments	660-582-5121
19. Ozark Foothills Regional Planning Commission	573-785-6402
20. Ozarks Transportation Organization	417-865-3042
21. Pioneer Trails Regional Planning Commission	660-463-7934
22. St. Joseph Area Transportation Study Organization	816-271-4653
23. South Central Ozark Council of Governments	417-256-4226
24. Southeast Metropolitan Planning Organization	573-339-6327
25. Southeast Missouri Regional Planning & Economic Development Commission	573-547-8357
26. Southwest Missouri Council of Governments	417-836-6900

* = Organizations functioning as both RPC and MPO
(Boundaries for the Mid-America Regional Council RPC and MPO vary)



MoDOT Districts 1-888-ASK-MODOT (275-6636)

Prepared by
Missouri Department of Transportation
Transportation Planning
www.modot.org

June 29, 2017



Missouri Statewide Transportation Improvement Program

The citizens of Missouri own a tremendous asset – the state transportation system. A significant component of the state system is the 33,873 miles of roads and 10,394 bridges, both of which rank among the largest for any state in the nation. On average, Missouri drivers pay \$30 per month in fuel taxes and fees to fund the maintenance and improvements to this asset. Over the last 10 years, Missourians have invested in 4,661 projects totaling \$12.6 billion to maintain and improve the system. Looking forward, \$4.45 billion is estimated to be available for projects over the next five years for additional improvements.

Since transportation needs greatly outweigh funding available, the challenge is determining the optimal projects to fund that provide the greatest return on investment to taxpayers. Across every region of the state, feedback from Missourians has consistently prioritized maintaining the existing system as the highest priority. Other priorities include projects that improve safety, spur economic growth and provide more transportation choices.

With the priority of maintaining the existing system, MoDOT has developed asset management plans for each district with the goal to maintain current pavement and bridge conditions. The asset management plans focus on preventive maintenance improvements to keep good roads and bridges in good condition. Research shows preventive maintenance solutions, such as cyclical asphalt overlays on roads in good condition, are the most cost-effective approach to taking care of road and bridge assets. If preventive maintenance investments were not made, the cost of improving the asset in poor condition can cost four to ten times more.

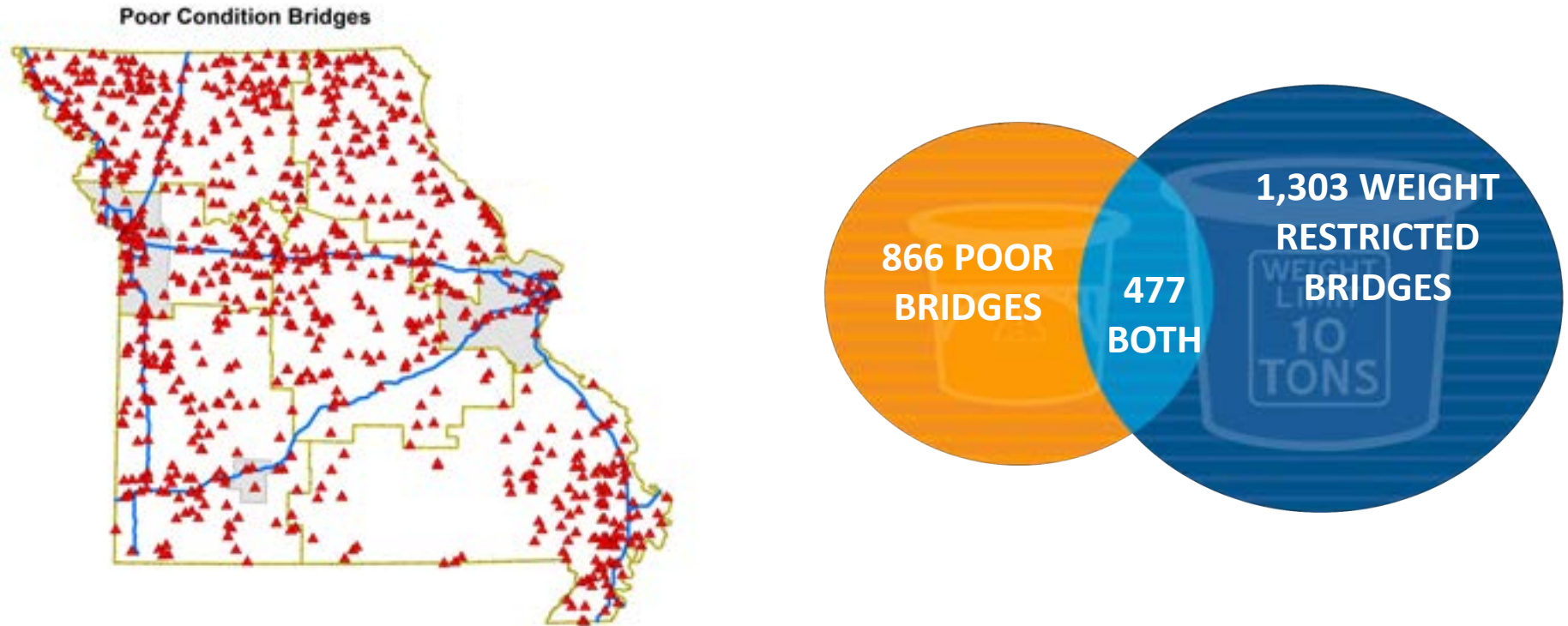
MoDOT continues to invest taxpayer money wisely. Over the last 10 years, MoDOT has delivered 4,661 projects worth \$12.6 billion. These projects were completed 6.8 percent under budget and 94 percent on time.

The projects in the 2018-2022 STIP deliver what taxpayers have asked for – take care of the existing system. While \$4.45 billion of available funding represents a significant investment, many regions will only have adequate funding to maintain current pavement and bridge conditions. While maintaining the status quo is not what Missourians desire, it is not prudent for the state to expand the transportation system in regions that struggle to take care of the existing system.

The first three years of available STIP funds are programmed to specific projects. The last two years are programmed to about one-half of available funds. This approach provides MoDOT the ability to deliver programmed projects during the STIP horizon despite future uncertainty. From 2018 through 2020, the highway and bridge projects identified in Section 4 of this document are projected to provide adequate investments to ensure current conditions are maintained in each district. Specifically, MoDOT plans to invest in 2,252 lane miles of interstate pavements, 3,302 miles of major route pavements and 7,461 miles of minor route pavements during this timeframe of the STIP.

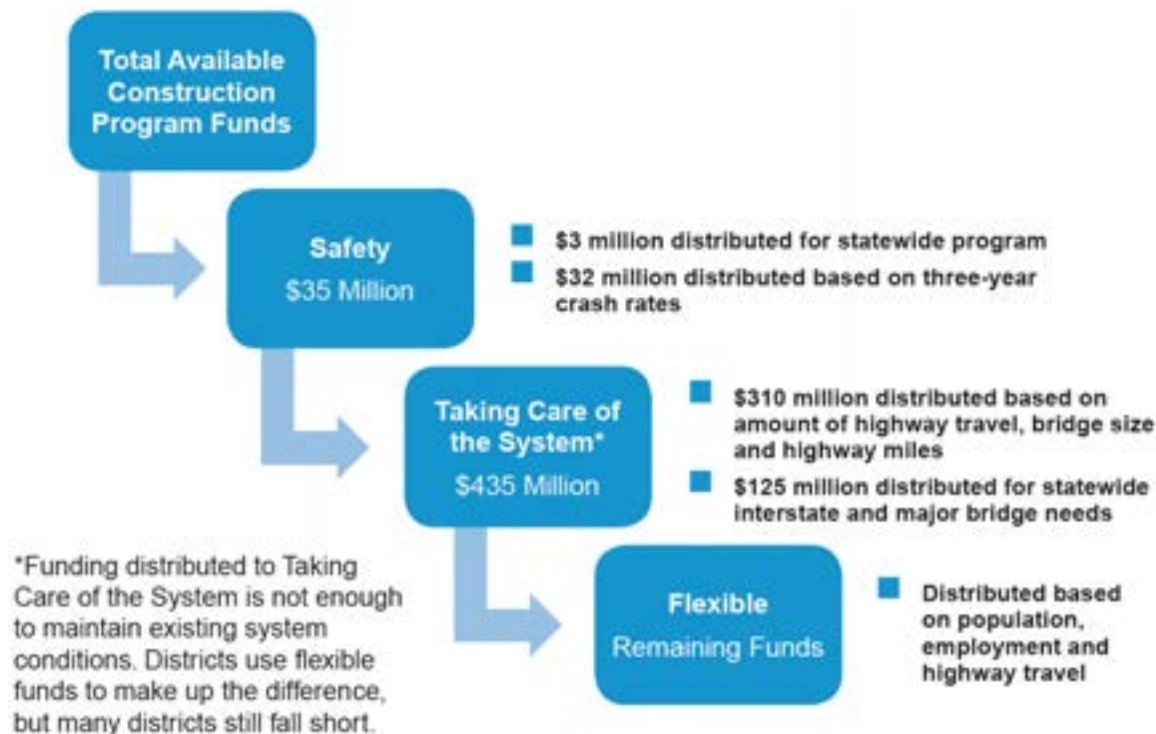


Of the 10,394 bridges in the state, 866 are currently in poor condition and an additional 1,303 are weight restricted. As bridges age, approximately 100 enter the poor condition category each year. From 2018-2020, the STIP provides investments in 497 bridge improvements so the state's number of poor condition and weight restricted bridges do not increase.



In addition to the STIP investments, MoDOT spends approximately \$500 million annually for system operations which includes Maintenance, Fleet, Facilities and Information Systems. The majority of those expenditures, approximately \$430 million, are for maintenance services performed by MoDOT employees, like plowing snow and mowing. But it also includes maintaining pavements on the state's lower-volume routes, many of which are not eligible for federal reimbursement. Typically around \$160 million is spent each year on pavements for various activities such as asphalt pavement repair, chip sealing, pot-hole patching, full-depth concrete pavement replacement and striping.

Each MoDOT district receives funding to invest in Missouri's transportation system. Since 2003, the Missouri Highways and Transportation Commission has used a formula to distribute construction program funds for road and bridge improvements to each of its districts. The formula provides funding for safety improvements, taking care of the system and flexible funds that districts can use to take care of the system or invest in major projects that relieve congestion or spur economic growth. Construction program funds are allocated annually to districts using the following formula:



MoDOT's asset management plan indicates that some districts will be unable to maintain the current condition of their systems, even after using all their distributed funds toward this purpose. The remaining districts will be able to maintain their existing systems at their current conditions, while having some funds remaining to address other regional priorities. Consequently the Commission instituted an asset management deficit program to assist those districts that are unable to meet MoDOT's asset management goals. It will allocate \$10 million each year to only those districts that have been unable to fully take care of the system in the condition it is in today, beginning in fiscal year 2018.

The allocation will be made for 2018, 2019 and 2020. The allocation for 2021 will be made next year, and annually thereafter for each new third year of the program. MoDOT's asset management plan will be reviewed annually and assumptions will be adjusted as necessary. This review and adjustment may impact the number of districts qualifying for asset management deficit program funding and/or the amount of funds they receive.

MoDOT continues to be committed to maximizing the funds that are available. The latest financial forecast projections are higher than previously expected for two reasons: state user fee revenues from the state fuel tax, motor vehicle sales tax and motor vehicle and drivers' licensing fees are expected to grow more than previous projections. With higher anticipated revenue and asset management plans in place, the Missouri Highways and Transportation Commission reinstated the cost-share program in fiscal year 2018. Adding local funds to cost share projects will increase funds available. The Commission action taken in January 2017 will make available \$10 million in fiscal year 2018, \$15 million in 2019, and \$25 million in 2020, 2021 and 2022 for approved cost-share projects.

For the 2017-2022 period, the forecast relies on deficit spending each year in order to match all available federal funds. The average deficit spending is \$80 million per year. As of June 30, 2016, the combined balance of the State Road Fund, State Road Bond Fund and State Highways and Transportation Department Fund was \$878 million. Deficit spending will reduce the amount from an estimated \$770 million on July 1, 2017 (the beginning of state fiscal year 2018) to \$397 million on June 30, 2022 (the end of state fiscal year 2022). Of the \$397 million projected to be in the state treasury at that time, \$342 million is the projected State Road Fund balance. Debt covenants and the Missouri Constitution require MoDOT to maintain one year of senior lien debt service in the State Road Fund. The debt service requirement in that year is \$33.2 million. Additional cash is necessary in the State Road Fund for cash flow purposes.

In summary, Missourians enjoy access to a large transportation system that keeps us connected. Maintaining and improving the transportation system is expensive, but a most worthwhile investment. Through accountability, innovation and efficiency, MoDOT will do the best we can with what we have for as long as we can, keeping our commitment to preserve the \$54 billion transportation asset.

Introduction

The Missouri Department of Transportation (MoDOT), in accordance with state and federal law, has prepared this Statewide Transportation Improvement Program (STIP), for state fiscal years (SFY) 2018 through 2022 (July 1, 2017, through June 30, 2022). The STIP is prepared annually and includes projects proposed for funding under the Fixing America's Surface Transportation (FAST) Act of 2015, FAA Modernization and Reform Act of 2012, and state revenue. FAST was signed into law on December 4, 2015. It funds highways, highway safety, transit, and rail improvements for the five-year period from 2016 through 2020. The SFY 2018-2022 STIP meets all state and federal requirements and is fiscally constrained.

The STIP establishes work for a rolling five-year period of time. As each year is completed, the STIP is updated and a new year is added.

Public Involvement

Public involvement in project development and programming activities is a key element in gaining public acceptance critical to the success of any transportation improvement program. The recent multi-year federal transportation bills have emphasized the necessity of public involvement. In Missouri, the approach is primarily to seek involvement from four groups: metropolitan planning organizations, regional planning commissions, local officials and the general public. Through public involvement, all Missourians have a say in how transportation dollars are spent.

Metropolitan planning organizations represent urbanized areas with populations over 50,000. They are responsible for transportation planning within their regions. Regional planning commissions represent multi-county rural regions and are charged with coordinating functions of local governments, including transportation planning. The public is involved in the planning process in two ways: 1) through election of the local officials who comprise the regional planning commission and metropolitan planning organization boards of directors; and 2) through direct contact with MoDOT, metropolitan planning organizations, regional planning commissions or local officials. (See Section 1 for contact information regarding metropolitan planning organizations, regional planning commissions and MoDOT district offices.)

Public involvement for development of transportation improvements begins several years before the projects actually appear in the STIP.

Transportation planning consists of a series of decisions that direct the use of current and future available resources to accomplish Missouri's transportation goals. The current transportation planning process can be summarized in the following steps.

1. Develop Missouri's long range transportation plan
2. Identify and prioritize needs
3. Develop solutions and design projects
4. Prioritize and select projects for the STIP's Highway and Construction Schedule

Develop Missouri's Long Range Transportation Plan

MoDOT's long-range transportation plan identifies the state's transportation vision for the next 20 years. The plan also identifies what the public expects of the state transportation system.

MoDOT's current long range transportation plan was completed in February 2014. The federally required plan, called "A Vision for Missouri's Transportation Future," is designed to guide transportation decision-making throughout the state. It was developed after an intense seven-month public engagement period that resulted in over 12,000 suggestions ranging from big picture ideas to localized projects.

Based on the input received, four goal areas were established: 1) take care of the transportation system and services we enjoy today; 2) keep all travelers safe, no matter the mode of transportation; 3) invest in projects that spur economic growth and create jobs; and 4) give Missourians better transportation choices (more viable urban and rural transit, friendlier bike and pedestrian accommodations, improvements in rail, ports and airport operations).

The vision is Missouri's ideal transportation system, but without additional resources, MoDOT will not be able to deliver this vision. At present levels of funding, MoDOT is focused on the public's top priority: taking care of the existing system.

The plan, including what Missourians said should be priorities over the next 20 years, can be found at www.missourionthemove.org.

Identify and Prioritize Needs

There are many transportation problems, often called needs, on Missouri's transportation system. Identifying these needs is a continuous process and crucial for successful planning. For example, one need might be redesigning a high-accident location, such as an intersection; another need might be a location improvement that helps a new business move products more efficiently. There are two levels of needs identification, regional and statewide.

Statewide needs are identified formally through the long-range transportation planning process, and public outreach is done in conjunction with the long-range transportation plan development. These needs typically cross several county lines, and involve interstates and major highways.

MoDOT districts work with planning partners – such as local and regional elected and community officials, and representatives of the metropolitan planning organizations and regional planning commissions – throughout the year to identify regional transportation needs.

Prioritizing needs is the process of deciding which problems, from the list of identified needs, should be addressed first. This can be a difficult task given a wide variety of needs. Not only do needs have different subject matter – safety, maintenance or economic development – they have varying time horizons. A structurally deficient bridge might be a more immediate need than a resurfacing project. However, simply being an immediate need does not guarantee a higher priority. These complicated decisions require a coordinated effort from many groups.

Needs prioritization is based on the goals in Missouri's long-range transportation plan. MoDOT districts work with planning partners to prioritize regional needs annually. Each region develops a program that first addresses its asset management goals of maintaining the current condition. If a region has funds remaining after programming the work needed to keep its system at its current condition, then other regional needs may be considered and prioritized.

Develop Solutions and Design Projects

When the highest priority needs have been identified, they are evaluated to find the best solution to the problem based on engineering expertise, public input and financial considerations. Environmental impact is another factor that influences the development and selection of a solution. There are a variety of environmental reviews that must occur for the proposed solutions. Some solutions may be less desirable or eliminated from consideration due to the extent of the environmental impacts. After a solution is agreed upon, design plans are started.

Determining the cause of a problem is often more complicated than might be expected. For instance, a high incidence of accidents at a given intersection might be due to poor sight distances, weather conditions, signal timing, roadway geometry or even reckless driving. Identifying the primary reason or combination of reasons for the problem is key to developing effective solutions.

When a problem is identified, the natural tendency for any problem-solver is to immediately offer the solution. Effective planning requires developing many possible solutions in order to capture the most efficient and effective solution. MoDOT engineers and planners are experts at generating good solutions to transportation problems. MoDOT staff is even more effective when working with local and regional officials to generate the solutions. This process reveals issues and concerns that may not have previously been evident.

The public's involvement in defining needs and determining the appropriate solutions will take several forms. The public may actually initiate the investigation of needs by contacting MoDOT or its planning partners. The public, through its local officials, has representation in determining the best solution for the transportation need. As MoDOT develops public involvement plans for specific projects, the public will have further opportunity to review concepts and provide input.

Prioritize and Select Projects for Construction

Deciding which projects to do and when to do them is a complicated and often controversial matter. Gathering and discerning public input is crucial to realizing the full benefit of available funds for Missouri's transportation system. MoDOT relies on local and regional planning agencies for this process. The project prioritization processes are based primarily on data and serve as a starting place for determining the best candidates for funding.

Each region must first develop a program to reach its asset management goals. After a region demonstrates it can reach those goals, it may prioritize and fund other regional needs. The project prioritization processes include the following.

- Safety
- Taking care of the system
- Interstates and major bridges
- Other regional needs

Projects are typically divided into three categories - high, medium and low - within each funding category. Each time projects are prioritized, existing projects not yet programmed for construction are re-evaluated.

Projects are prioritized against other projects in the same funding category. Smaller projects and those intended to take care of the existing system are compared with one another. And, once a region demonstrates it can meet its asset management goals, similar size regional projects may be prioritized against one another. MoDOT works with local and regional officials to determine the priority of the projects in each funding category. Projects on the high-priority project list are candidates for funding. The projects selected for funding are shown in Section 4.

Additionally, each of Missouri's nine metropolitan planning organizations (MPO) located in Cape Girardeau (Southeast Metropolitan Planning Organization - SEMPO), Columbia (Columbia Area Transportation Study Organization - CATSO), Fayetteville-Springdale-Rogers AR (and a small part of McDonald County,-MO) (Northwest Arkansas Regional Planning Commission), Jefferson City (Capital Area Metropolitan Planning Organization - CAMPO), Joplin (Joplin Area Transportation Study Organization - JATSO), Kansas City (Mid-America Regional Council - MARC), St. Joseph (St. Joseph Area Transportation Study Organization - SJATSO), St. Louis (East-West Gateway Council of Governments - EWGCOG) and Springfield (Ozarks Transportation Organization - OTO) prepares a Transportation Improvement Program (TIP) and a long-range metropolitan transportation plan (MTP) for its MPO area. These TIPs are the accumulation of federally funded projects proposed by their local governments and MoDOT. These projects are consistent with the MTP's goals and objectives. MoDOT uses public input received throughout the year to develop its submittal for the MPO's TIP. Each MPO has an approved public involvement plan for its respective area that allows for review and feedback from individual citizens, organizations, agencies and local area governments. Using public input as one of its decision factors, the MPO determines the projects in its area that will be programmed for construction.

These TIPs are incorporated by reference into the five-year STIP without modification. (See Section 9.)

Public Review Period

Comments from the public and the planning partners are considered throughout the year in an effort to maximize Missouri's resources. Based on public and engineering input, a draft of the STIP is published, followed by a 30-day public review period. During this public review period, the program is distributed to MoDOT districts for public access, and the Federal Highway Administration (FHWA) and Federal Transit Administration (FTA) for review. The STIP is also available on MoDOT's Web site at www.modot.org/plansandprojects/index.htm. Citizens have the opportunity

to provide comments by mail, e-mail or telephone (by calling 1-888-ASK-MODOT) to district representatives during this time period. MoDOT responds to the comments received through an acknowledgement or by providing additional information, depending on the nature of the comment. Most answers or acknowledgements are sent within five business days of receiving the comment. Some comments require more time for research before an answer can be provided. Changes are made, as appropriate, in response to comments before a final STIP is developed and presented to the Missouri Highways and Transportation Commission (MHTC) for approval. Input from this part of the process will be used to measure the effectiveness of the program and to begin making improvements on next year's program. The STIP becomes effective when approved by the MHTC as well as the FHWA and FTA.

Program Amendments

After the STIP has been approved, which typically occurs in July, project changes may occur. Projects may need to be added or revised because of unforeseen circumstances. These changes are referred to as amendments. The public involvement process for STIP amendments occurs prior to incorporating the project in the program. Public involvement for projects inside a MPO area will be coordinated by the MPO according to its approved TIP amendment process.

A seven-day public comment period is provided for all proposed amendments and administrative amendments to the STIP. Administrative modifications do not require a seven-day public comment period. All projects follow the public involvement processes and policies defined in MoDOT's planning framework.

The MHTC-approved STIP, and all STIP changes, are made available for viewing on the MoDOT website at www.modot.org/plansandprojects/index.htm.

Reference Information

Administrative Amendment – Administrative amendments are project revisions involving the addition of federally-funded scoping projects, state-funded regionally significant scoping projects, hardship right of way purchases, emergency projects, major scope changes without budget changes, the splitting of general location projects into specific locations or the addition of right of way to construction projects already in the Statewide Transportation Improvement Program (STIP) with no net budget change (uninflated). Administrative amendments require Missouri Highways and Transportation Commission and Federal Highway Administration / Federal Transit Administration approval. The Missouri Highways and Transportation Commission has delegated authority to approve administrative amendments to the Chief Engineer. Administrative amendments occur between annual STIP updates.

Administrative Modification – Administrative modifications are project revisions involving the addition of state-funded non-regionally significant scoping projects, fiscally constrained changes to existing projects such as splitting or incorporating projects or changing fiscal years, minor scope changes without budget changes, adding funding sources to projects, advance construction changes and technical corrections. Administrative modifications require Missouri Highways and Transportation Commission approval but not Federal Highway Administration (FHWA) / Federal Transit Administration (FTA) approval. However, administrative modifications are provided to FHWA and FTA for informational purposes. The Missouri Highways and Transportation Commission has delegated authority to approve administrative modifications to the Chief Engineer. Administrative modifications occur between the annual updates of the STIP.

Advance Construction – This is a mechanism that allows a project to be funded with state funds now and preserves a project's eligibility for federal reimbursement in the future.

Amendment – Amendments are project revisions involving the addition of new projects, deletion of existing projects, or a budget change to an existing project. Amendments require Missouri Highways and Transportation Commission and Federal Highway Administration / Federal Transit Administration approval. Amendments occur between the annual STIP updates.

Amendment 3 – This is a bonding referendum passed by voters in November 2004 that provides additional funds for transportation projects. The funding made available resulted in three initiatives: the Smooth Roads Initiative, the Acceleration of Projects and New Major Projects (original and additional).



American Recovery and Reinvestment Act (ARRA) – On February 17, 2009, President Barack Obama signed this federal act to help spur the national economy. ARRA included funding for shovel-ready transportation projects.

Anticipated Fed Cat – Anticipated Federal Funding Categories include CMAQ, Earmark, NHFP, NHPP, STP, and Safety. An anticipated federal funding category of “State” indicates no federal funds are anticipated to be used on the project. The anticipated federal category identifies the likely type of federal funding that will be used on the project.

Asset Management – A strategic practice focused on using limited resources for the preservation, operation and management of the state’s transportation infrastructure.

At-Grade Intersection – This is an intersection of two or more roadways that provides for vehicular and pedestrian traffic movement on the same level of the riding surface.

CMAQ – Congestion Mitigation and Air Quality Improvement Program – Federal funds allocated to state and local governments for transportation projects and programs to help meet the requirements of the Clean Air Act.

Culvert – This is a drainage structure constructed beneath the roadway. Box sections, pipes and arches are examples of various culvert shapes.

Deck – This is the portion of a bridge that provides the riding surface for vehicular and pedestrian traffic. The deck distributes loads to the superstructure elements.

Earmark – Federal funds dedicated to a specific project.

EDC – Every Day Counts – A federal program administered by FHWA.

Engineering – This is the work required to develop a project’s scope and detailed design, as well as the inspection of a construction project.

Expansion Project – A transportation improvement that increases the capacity of the transportation system, such as new lanes, interchanges or bridges.

Expressway – This is a multilane, divided highway where access is allowed at public roads via at-grade intersections.

FAST Act – On December 4, 2015, President Obama signed into law the Fixing America’s Surface Transportation Act, which authorizes the federal surface transportation programs for highways, highway safety, transit and rail for the five-year period from 2016 through 2020.

Federal-Aid Highways – Those roads which are eligible for federal funding under Title 23 of the United States Code, except roads classified as local or rural minor collector. Other exceptions apply to this general rule.

Fiscal Constraint – This is the demonstration that sufficient funds are reasonably expected to be available to cover the anticipated project costs within the five-year window of the STIP.

Fiscal Year – This is the 12-month period to which the annual STIP budget applies. The State of Missouri fiscal year is July 1 through June 30. The STIP fiscal year is July 1 through June 30. The federal fiscal year is October 1 through September 30.

FFOS – Funding From Other Sources – These are funds applied to a project that are from sources other than the funding distribution categories available for district use.

FHWA – Federal Highway Administration – This is the federal agency that provides financial and technical support for the construction, improvement and preservation of the highway system. FHWA implements a risk-based stewardship and oversight process that includes the identification of specific Projects of Division Interest (PoDI).

Flexible and Other – This is a STIP funding category which may be used for any type of system improvement, including safety, condition, or operational improvements. This funding category may also be used for capacity and expansion projects if a district has sufficient other funds to meet their asset management goals.

Freeway – This is a multilane, divided highway where access is provided only at grade-separated interchanges.

FTA – Federal Transit Administration – This is the federal agency that provides financial and technical assistance to local public transit systems.

Geometric Improvement – This is a roadway improvement other than a surface treatment, such as adding turn lanes or widening an intersection.

Interchange – This is where two or more roadways meet. An interchange has two or more roadways that provide for the movement of traffic on different levels (grade separated).

Intersection – This is where two or more roadways meet. An at-grade intersection has two or more roadways that provide for traffic movement on the same level.

Lane – This is the travel path of one vehicle on a roadway and usually delineated by a dashed or solid stripe.

Let – This means to advertise projects and take bids from contractors to perform the work.

Long-Range Transportation Plan (LRTP) – This is a multimodal transportation plan covering a period of at least 20 years developed through the statewide transportation planning process.

Major Bridge – A major bridge is any bridge with a total length of at least 1,000 feet. There are about 200 major bridges in Missouri, located mainly over larger lakes, rivers, and interchanges.

Major Highway System – This system includes all of Missouri's most traveled roads. It consists of approximately 5,500 miles that carry nearly 80 percent of the state's traffic. Approximately 95 percent of Missouri residents live within 10 miles of these roads.

MAP-21 – On July 6, 2012, President Obama signed into law the Moving Ahead for Progress in the 21st Century Act of 2012, which authorized the federal surface transportation programs for highways, highway safety, and transit for the two-year period from 2013 through 2014. MAP-21 was extended through most of 2015.

Metropolitan Transportation Plan (MTP) – This is a multimodal transportation plan covering a period of at least 20 years developed through the MPO transportation planning process.

Minor Highway System – This system includes any road that is not on the Major Highway System. This system consists of approximately 28,000 miles, which carry nearly 20 percent of the state's traffic. These roads are often referred to as farm-to-market roads in the state's rural areas.

MPO – Metropolitan Planning Organization – This is the entity responsible for transportation planning in urbanized areas with populations greater than 50,000. The nine MPO's in Missouri serve the Cape Girardeau (Southeast Metropolitan Planning Organization), Columbia (Columbia Area Transportation Study Organization), Fayetteville-Springdale-Rogers AR and a small part of McDonald County, MO (Northwest Arkansas Regional Planning Commission), Jefferson City (Capital Area Metropolitan Planning Organization), Joplin (Joplin Area Transportation Study Organization), Kansas City (Mid-America Regional Council), St. Joseph (St. Joseph Area Transportation Study Organization), St. Louis (East-West Gateway Council of Governments) and Springfield (Ozarks Transportation Organization) metropolitan areas. Also see TMA.

National Highway System (NHS) – This is a system of major highway networks established by the federal government that includes interstate routes, most urban and rural principal arterials, the defense strategic highway network and strategic highway connectors.

NHFP – National Highway Freight Program – This program was created with the FAST Act, and provides funding for projects included in the State Freight Plan.

NHPP – National Highway Performance Program – This is one of several categories of federal transportation funds and can be used for road, bridge, or other improvements. This category was created in MAP-21 and incorporates the former federal categories of National Highway System, Bridge and Interstate Maintenance.

ONEDOT – The Federal Highway Administration and Federal Transit Administration are referred to collectively as ONEDOT.

Passenger Rail Investment and Improvement Act (PRIIA) – On October 16, 2008, President George W. Bush signed the Passenger Rail Investment and Improvement Act. PRIIA reauthorized the National Railroad Passenger Corporation, better known as Amtrak, and strengthened the US passenger rail network by tasking Amtrak, the U.S. Department of Transportation (US DOT), Federal Railroad Administration (FRA), States, and other stakeholders in improving service, operations, and facilities for fiscal years 2009 through 2013. PRIIA was extended through 2015.

Planning Framework – Since 2004, this is MoDOT's process of involving the general public and planning partners, which represent regions of the state, and local areas, in the identification and prioritization of transportation needs and projects.

Primary Funding Category – Primary Funding Categories include Taking Care of the System, Statewide Interstate & Major Bridge, Safety, Statewide Safety, Flexible & Other, and Amendment 3. These are MoDOT categories, not federal categories, and indicate the type of MoDOT funds that are used for the project.

Programmed – This means a project has right of way and/or construction funds committed for expenditure within the five state fiscal years of the Statewide Transportation Improvement Program.

Projects of Division Interest (PoDI) – Individual projects for which project-specific risks are identified and reviewed as part of FHWA’s stewardship and oversight process. A listing of the programmed PoDI projects can be viewed in the Engineering Policy Guide at http://epg.modot.org/forms/DE%202017%20Forms/BiddingContract/PoDI%20Matrix_MoDOT.xlsm

Reconstruction – This is a type of improvement designed to replace the existing roadway or bridge when it has reached the end of its useful life. Reconstruction is often accompanied by improvements to the highway’s functional and operational capacity.

Regionally Significant Project - This is a transportation project on a facility that serves regional transportation needs (such as access to and from the area outside the region; major activity centers in the region; major planned developments such as new retail malls, sports complexes, or employment centers; or transportation terminals) and would normally be included in the modeling of the metropolitan area's transportation network. At a minimum, this includes all principal arterial highways and all fixed guide way transit facilities that offer a significant alternative to regional highway travel.

Rehabilitation – This is a type of improvement designed to preserve and extend the service life and enhance the safety of an existing roadway or bridge when total replacement is not warranted.

Resurfacing – This type of improvement installs a new layer of material over an existing pavement.

Right of Way – This is land or property used specifically for transportation purposes.

RPC – Regional Planning Commission – A local body of governments that provide coordinated planning efforts in developing various regional and local transportation plans.

Safe & Sound Bridge Improvement Program – This is an initiative to improve 802 bridges throughout the state by December 31, 2013. A team of contractors and designers was selected to replace more than 550 bridges as part of a single design-build package. The remaining bridges will be rehabilitated using a modified design-bid-build approach.



SAFETEA-LU – On August 10, 2005, President George W. Bush signed the Safe, Accountable, Flexible, Efficient Transportation Equity Act: A Legacy for Users (SAFETEA-LU). SAFETEA-LU authorized the federal surface transportation programs for highways, highway safety, and transit for the five-year period from 2005 through 2009. SAFETEA-LU was extended through mid-2012.

Safety Funds – A federal and STIP funding category for eligible safety related activities, with a goal of reducing traffic crashes.

Scoping and Design – The early stages of a potential construction project. See Section 3 of the STIP for more information, and for scoping and design project lists.

Secondary Funding Category – Secondary Funding Categories include Enhancements, Low-Type Resurfacing, ADA Transition Plan, Preventive Maintenance, Regional, Rehabilitation and Reconstruction, Routine Maintenance, Safety, Thin Lift Overlay, and Urban Safety. The Secondary Funding Category indicates the type of work to be accomplished with the project.

State Funds – State revenue generated through Missouri taxes, licenses, permits, and fees.

Statewide Interstate and Major Bridge Funds – A STIP funding category focused on improving the condition of interstates and bridges longer than 1000 feet.

STBG – Surface Transportation Block Grant Program – This is one of several categories of federal transportation funds and can be used for road, bridge or other improvements. Prior to the FAST Act, this program was known as the Surface Transportation Program.

STIP – Statewide Transportation Improvement Program –The STIP is MoDOT’s fiscally-constrained short-term capital programming document that is used to implement MoDOT’s statewide transportation plan. It translates the policies, strategies, and directions of the plan into specific decisions on transportation project scoping, preliminary design, construction contract awards and investments in special federal programs during the STIP five-year horizon period. Projects in Section 4 of the STIP are commitments.

STSFA – Surface Transportation System Funding Alternatives – A federal program administered by FHWA.

Substructure – This is the abutments, piers or other bridge elements built to support the bridge superstructure. The substructure transfers loads from the superstructure to the ground.

Superstructure – This is the portion of a bridge that supports the bridge deck and traffic loads. The superstructure transfers these loads to the bridge substructure. Examples of superstructure types include trusses, concrete I-beams and steel I-beams.

Taking Care of The System – A STIP funding category focused on maintenance or preservation-type improvements that preserve the existing transportation system.

TEA-21 – The U.S. Congress passed the Transportation Equity Act for the 21st Century (TEA-21) on June 9, 1998. It provided authorizations for highways, highway safety, and mass transit for six years. TEA-21 expired September 30, 2003.

TIGER – Transportation Investment Generating Economic Recovery – A federal discretionary program administered by FHWA.

TIP – Transportation Improvement Program –The TIP is the MPO's fiscally-constrained short-term capital programming document that is used to implement the MPO's metropolitan transportation plan. It translates the policies, strategies, and directions of the plan for the metropolitan planning area into specific decisions on transportation projects and investments during the TIP four-year horizon period.

TMA – Transportation Management Area – This is the entity responsible for transportation planning in urbanized areas with populations greater than 200,000. Missouri's four TMAs serve the Kansas City (Mid-America Regional Council), St. Louis (East-West Gateway Council of Governments), Springfield (Ozarks Transportation Organization) and Fayetteville-Springdale-Rogers, Arkansas metropolitan areas, which includes a small part of McDonald County in southwest Missouri (Northwest Arkansas Regional Planning Commission).

Work Zone – This is a designated area where highway construction or maintenance is taking place.

2018 – 2022 Scoping and Design Projects

The purpose of this section is to identify potential future highway and bridge projects. These projects may be in the evaluation stage, which is called project scoping, or may be further along in the preliminary design process. **Projects listed in this section are not commitments to construct or implement an improvement.** These commitments won't be made until the NEPA process is completed. These projects are being included in the STIP for the scoping or preliminary design phase only, and subsequent phases have not yet been determined or are beyond the STIP horizon period.

After needs have been identified and prioritized, the higher priority needs are included in this section. Next, a core team is formed, comprising personnel from various MoDOT departments. The core team investigates the problem or concern. The core team develops several solutions that may be either short term or long term. Some problems have no transportation or construction solution and instead may require public education or assistance through law enforcement.

Once a solution is selected, additional preliminary design work occurs. Design progresses up to a point at which MoDOT is confident the solution will properly address the problem or concern and of the improvement's cost. The potential project moves into the next stage of the planning framework, which is the prioritization and selection of projects for construction. Projects that have been prioritized and selected for construction are listed in the construction program (see Section 4.) Only the construction projects in Section 4 represent a commitment by MoDOT to build the project.

Please see Section 2 for additional discussion regarding how a need becomes a project through the planning framework process of identifying and prioritizing needs, to developing solutions, to prioritizing and selecting projects for construction.

The amount of time a potential project spends in the scoping and design phase varies. Some potential projects are more complex than others, and they might remain in the scoping and design phase for several years. This is especially true for projects such as Missouri and Mississippi River bridge replacements, new roadway construction, or converting a two-lane road to a four-lane road.

Dollars In Thousands



2018 - 2022 Scoping and Design Projects

Transportation Planning

PO Box 270
Jefferson City, MO 64102

						STATE FISCAL YEAR PROJECT BUDGETING (ENGINEERING)		
						Prior Prog.	7/2017- 6/2018	7/2018- 6/2022
County: Buchanan Route: RT DD Anticipated Federal Category: NHPP	Job No: 1S3205	Scoping for bridge improvements over Jenkins Creek, 4.4 miles east of Rte. E near Gower. Project involves bridge A2582.	Fed 4	State 0	Local 0 Future Cost: 1,001 - 2,000	0	2	2
County: Buchanan Route: RT U Anticipated Federal Category: NHPP	Job No: 1S3058	Scoping for bridge improvements over Contrary Creek, 5.5 miles east of Rte. 59 near St. Joseph. Project involves bridge A2001.	Fed 4	State 0	Local 0 Future Cost: 301 - 1,000	6	2	2
County: Buchanan Route: RT YY Anticipated Federal Category: STBG	Job No: 1S3222	Scoping for pavement improvements from east of Rte. 169 (Belt Hwy) to Rte. AC (Riverside Rd.) in St. Joseph.	AC-State 6	State 1	Local 0 Future Cost: 1 - 300	0	2	5
County: Carroll Route: RT B Anticipated Federal Category: NHPP	Job No: 1S3206	Scoping for bridge improvements over Sambo Creek, 5.5 miles south of Rte. 24 near Wakenda. Project involves bridge N0727.	Fed 4	State 0	Local 0 Future Cost: 301 - 1,000	0	2	2
County: Carroll Route: RT E Anticipated Federal Category: NHPP	Job No: 1S3207	Scoping for bridge improvements over Turkey Creek, 0.8 mile east of Rte. D near Norborne. Project involves bridge L0181.	Fed 4	State 0	Local 0 Future Cost: 1,001 - 2,000	0	2	2
County: Carroll Route: RT E Anticipated Federal Category: NHPP	Job No: 1S3208	Scoping for bridge improvements over Lost Creek, 0.9 mile east of Rte. OO near Carrollton. Project involves bridge L0184.	Fed 4	State 0	Local 0 Future Cost: 301 - 1,000	0	2	2
County: Carroll Route: RT V Anticipated Federal Category: NHPP	Job No: 1S3209	Scoping for bridge improvements over Miami Station Branch, 1 mile south of Rte. O near DeWitt. Project involves bridge Y0492.	Fed 4	State 0	Local 0 Future Cost: 1 - 300	0	2	2
County: Chariton Route: MO 129 Anticipated Federal Category: STBG	Job No: 1P3224	Scoping for pavement improvements from Rte. PP, in Salisbury, to Howard County line.	AC-State 6	State 1	Local 0 Future Cost: 301 - 1,000	0	2	5



2018 - 2022 Scoping and Design Projects

Transportation Planning

PO Box 270
Jefferson City, MO 64102

						STATE FISCAL YEAR PROJECT BUDGETING (ENGINEERING)		
						Prior Prog.	7/2017- 6/2018	7/2018- 6/2022
County: Chariton Route: MO 5 Anticipated Federal Category: STBG	Job No: 1P3223	Scoping for pavement improvements from Rte. 24, near Salisbury, to Howard County line.	AC-State 6	State 1	Local 0 Future Cost: 301 - 1,000	0	2	5
County: Chariton Route: RT F Anticipated Federal Category: NHPP	Job No: 1S3210	Scoping for bridge improvements over Palmer Creek, 0.8 mile north of Rte. 24 near Keytesville. Project involves bridge R0405.	Fed 4	State 0	Local 0 Future Cost: 301 - 1,000	0	2	2
County: Clinton Route: RT NN Anticipated Federal Category: NHPP	Job No: 1S3211	Scoping for bridge improvements over Castile Creek, 0.9 mile east of Rte. K near Stewartsville. Project involves bridge T0045.	Fed 4	State 0	Local 0 Future Cost: 301 - 1,000	0	2	2
County: Daviess Route: IS 35 Anticipated Federal Category: NHPP	Job No: 113232	Scoping for pavement improvements from Rte. 69 (north), to Clinton County line near Cameron.	AC-State 8	State 2	Local 0 Future Cost: 5,001 - 10,000	0	5	5
County: Daviess Route: MO 6 Anticipated Federal Category: NHPP	Job No: 1S3212	Scoping for bridge improvements over I-35 near Altamont. Project involves bridge A1589.	Fed 6	State 2	Local 0 Future Cost: 301 - 1,000	0	4	4
County: Daviess Route: RT Z Anticipated Federal Category: NHPP	Job No: 1S3230	Scoping for bridge improvements over Sampson Creek, 1.1 miles east of Rte. AA near Pattonsburg. Project involves bridge A0876.	Fed 4	State 0	Local 0 Future Cost: 1,001 - 2,000	0	2	2
County: Dekalb Route: RT C Anticipated Federal Category: STBG	Job No: 1S3229	Scoping for pavement improvements from Rte. 6 to Rte. 36 near Cameron.	AC-State 6	State 1	Local 0 Future Cost: 301 - 1,000	0	2	5
County: Gentry Route: RT B Anticipated Federal Category: NHPP	Job No: 1S3213	Scoping for bridge improvements over Grantham Creek, 1 mile north of Rte. O near Ravenwood. Project involves bridge N0161.	Fed 4	State 0	Local 0 Future Cost: 1,001 - 2,000	0	2	2



2018 - 2022 Scoping and Design Projects

Transportation Planning

PO Box 270
Jefferson City, MO 64102

					STATE FISCAL YEAR PROJECT BUDGETING (ENGINEERING)		
					Prior Prog.	7/2017- 6/2018	7/2018- 6/2022
County: Gentry Route: RT E Anticipated Federal Category: NHPP		Job No: 1S3216	Scoping for bridge improvements over Walnut Fork, 1.1 miles east of Rte. 169 near Stanberry. Project involves bridge T0195.		0	2	2
			Fed 4	State 0	Local 0		
			Future Cost: 301 - 1,000				
County: Gentry Route: RT T Anticipated Federal Category: NHPP		Job No: 1S3214	Scoping for bridge improvmeents over Brushy Creek and Fitzgerald Branch, 0.7 and 1.4 miles east of Rte. A near McFall. Project involves bridges S0385 and S0386.		0	4	2
			Fed 5	State 1	Local 0		
			Future Cost: 301 - 1,000				
County: Gentry Route: RT YY Anticipated Federal Category: NHPP		Job No: 1S0596	Scoping for bridge improvmeents over Bear Creek, 1.7 miles north of Rte. O near Gentry. Project involves bridge H0551.		1	2	2
			Fed 4	State 0	Local 0		
			Future Cost: 301 - 1,000				
County: Harrison Route: RT A Anticipated Federal Category: NHPP		Job No: 1S3215	Scoping for bridge improvements over I-35, 0.4 mile east of Rte. 69 near Ridgeway. Project involves bridge A2516.		0	4	2
			Fed 5	State 1	Local 0		
			Future Cost: 301 - 1,000				
County: Harrison Route: RT N Anticipated Federal Category: NHPP		Job No: 1S3217	Scoping for bridge improvements over East Fork Big Creek, 1 mile west of Rte. T near Blythedale. Project involves bridge A2402.		0	2	2
			Fed 4	State 0	Local 0		
			Future Cost: 2,001 - 5,000				
County: Holt Route: IS 29 Anticipated Federal Category: NHPP		Job No: 113019	Scoping for pavement improvements from Rte. 118, in Mound City, to Rte. 59 north of the Nodaway River bridge.		5	5	5
			AC-State 8	State 2	Local 0		
			Future Cost: 10,001 - 15,000				
County: Holt Route: RT A Anticipated Federal Category: NHPP		Job No: 1S3060	Scoping for bridge improvements over the Nodaway River, 1 mile east of Rte. 113 near Maitland. Project involves bridge A1252.		6	4	2
			Fed 5	State 1	Local 0		
			Future Cost: 1,001 - 2,000				



2018 - 2022 Scoping and Design Projects

Transportation Planning

F.O. Item 276

Jaffarwan City, MO 64002

	2018	2019	2020	2021	2022
State	12	19	0	0	0
AC-State	38	60	0	0	0
Local	0	0	0	0	0
Sub-total State	50	79	0	0	0
Federal					
Sub-total Federal	62	55	0	0	0
Grand Total	112	134	0	0	0



2018 - 2022 Scoping and Design Projects

Transportation Planning

PO Box 270
Jefferson City, MO 64102

						STATE FISCAL YEAR PROJECT BUDGETING (ENGINEERING)		
						Prior Prog.	7/2017- 6/2018	7/2018- 6/2022
County: Adair Route: MO 11 Anticipated Federal Category: NHPP	Job No: 2S0413	Scoping for bridge improvements over Steer Creek 4.7 miles east of Rte. 63 near Kirksville. Project involves bridge S0568.	Fed 5	State 1	Local 0 Future Cost: 301 - 1,000	5	5	1
County: Adair Route: MO 149 Anticipated Federal Category: NHPP	Job No: 2S0416	Scoping for bridge improvements over Shuteye Creek 3.0 miles south of Rte. D near Connelville. Project involves bridge S0053.	Fed 8	State 2	Local 0 Future Cost: 301 - 1,000	5	5	5
County: Adair Route: MO 6 Anticipated Federal Category: STBG	Job No: 2P0790	Scoping for bridge improvements over abandoned railroad 0.3 mile east of Rte. B in Kirksville. Project involves bridge A2901.	AC-State 4	State 0	Local 0 Future Cost: 301 - 1,000	25	2	2
County: Adair Route: BU 63 Anticipated Federal Category: NHPP	Job No: 2P2215	Scoping for pavement improvements from Rte. 6 west junction to 0.2 mile north of Rte. 11 east junction in Kirksville.	Fed 5	State 1	Local 0 Future Cost: 1,001 - 2,000	26	5	1
County: Audrain Route: MO 15 Anticipated Federal Category: STBG	Job No: 2S3126	Scoping for pavement improvements from 1.1 miles north of Rte. 22 to Bus. 54 and on Rte. 22 from Morris Street to Rte. 15 in Mexico.	Fed 9	State 2	Local 0 Future Cost: 2,001 - 5,000	10	10	1
County: Audrain Route: MO 22 Anticipated Federal Category: NHPP	Job No: 2P3150	Scoping for bridge improvements over KCS Railway 0.2 mile west of Rte. 151 west junction, near Sturgeon. Project involves bridge K0672.	Fed 5	State 1	Local 0 Future Cost: 1,001 - 2,000	10	5	1
County: Audrain Route: BU 54 Anticipated Federal Category: STBG	Job No: 2P3152	Scoping for pavement improvements from Rtes. 15 and 22 intersection to Rte. J in Mexico.	Fed 5	State 1	Local 0 Future Cost: 301 - 1,000	5	5	1



2018 - 2022 Scoping and Design Projects

Transportation Planning

POB Box 270
Jefferson City, MO 64102

						STATE FISCAL YEAR PROJECT BUDGETING (ENGINEERING)		
						Prior Prog.	7/2017- 6/2018	7/2018- 6/2022
County: Audrain Route: RT J Anticipated Federal Category: NHPP	Job No: 2S3071	Scoping for bridge improvements over Middle Lick Creek 1.2 miles west of Rte. 19 near Laddonia. Project involves bridge A0217.	Fed 8	State 2	Local 0 Future Cost: 301 - 1,000	10	5	5
County: Clark Route: US 136 Anticipated Federal Category: STBG	Job No: 2P3213	Scoping for pavement treatment from 0.5 mile west of BNSF Railroad near Medill to the Rte. 27 interchange at Wayland.	AC-State 2	State 0	Local 0 Future Cost: 301 - 1,000	0	1	1
County: Knox Route: MO 156 Anticipated Federal Category: NHPP	Job No: 2S3146	Scoping for bridge improvements over North River 0.3 mile west of Rte. 15 near Novelty. Project involves bridge S0119.	Fed 5	State 1	Local 0 Future Cost: 301 - 1,000	5	5	1
County: Lewis Route: RT C Anticipated Federal Category: NHPP	Job No: 2S3148	Scoping for bridge improvements over Durgen Creek 1.0 mile west of Rte. P near LaGrange. Project involves bridge T0808.	Fed 5	State 1	Local 0 Future Cost: 301 - 1,000	10	5	1
County: Lincoln Route: MO 47 Anticipated Federal Category: STBG	Job No: 2P3043	Scoping for interchange improvements at Rte. 61 in Troy. Project involves bridge A2604.	Fed 9	State 2	Local 0 Future Cost: 5,001 - 10,000	10	10	1
County: Lincoln Route: US 61 Anticipated Federal Category: Safety	Job No: 2P3106	Scoping for intersection improvements at Rte. B and Rte. E near Troy.	Fed 4	State 0	Local 0 Future Cost: 1,001 - 2,000	21	2	2
County: Lincoln Route: RT P Anticipated Federal Category: NHPP	Job No: 2S3199	Scoping for bridge improvements over Old Kings Lake Creek 1.2 miles east of Rte. 79 near Elsberry. Project involves bridge S0143.	Fed 4	State 0	Local 0 Future Cost: 301 - 1,000	0	2	2
County: Macon Route: US 63 Anticipated Federal Category: NHPP	Job No: 2P3042	Scoping for interchange improvements at Rte. 36 in Macon.	Fed 5	State 1	Local 0 Future Cost: 301 - 1,000	11	5	1



2018 - 2022 Scoping and Design Projects

Transportation Planning

PO Box 270
Jefferson City, MO 64102

						STATE FISCAL YEAR PROJECT BUDGETING (ENGINEERING)		
						Prior Prog.	7/2017- 6/2018	7/2018- 6/2022
County: Macon Route: RT DD Anticipated Federal Category: NHPP	Job No: 253198	Scoping for bridge improvements over Billy's Branch 0.8 mile west of Rte. K near Ten Mile. Project involves bridge R0049.	Fed 4	State 0	Local 0 Future Cost: 301 - 1,000	0	2	2
County: Monroe Route: RT M Anticipated Federal Category: NHPP	Job No: 253147	Scoping for bridge improvements over Milligan Creek 0.9 mile west of Rte. Y near Middle Grove. Project involves bridge T0382.	Fed 5	State 1	Local 0 Future Cost: 301 - 1,000	10	5	1
County: Montgomery Route: MO 19 Anticipated Federal Category: NHPP	Job No: 2P3090	Scoping for bridge improvements over I-70 near New Florence. Project involves bridge A0986.	Fed 5	State 1	Local 0 Future Cost: 1,001 - 2,000	12	5	1
County: Montgomery Route: RT J Anticipated Federal Category: NHPP	Job No: 253200	Scoping for bridge improvements over Clear Creek 2.5 miles west of Rte. 19 near Big Spring. Project involves bridge N0785.	Fed 4	State 0	Local 0 Future Cost: 301 - 1,000	0	2	2
County: Montgomery Route: RT JJ Anticipated Federal Category: NHPP	Job No: 253196	Scoping for bridge improvements over Prices Branch 1.0 mile west of Rte. E near Bellflower. Project involves bridge R0180.	Fed 4	State 0	Local 0 Future Cost: 301 - 1,000	0	2	2
County: Montgomery Route: RT N Anticipated Federal Category: NHPP	Job No: 253186	Scoping for bridge improvements over I-70 1.8 miles east of Rte. YY near Mineola. Project involves bridge A0042.	Fed 4	State 0	Local 0 Future Cost: 1,001 - 2,000	0	2	2
County: Montgomery Route: RT P Anticipated Federal Category: NHPP	Job No: 253187	Scoping for bridge improvements over Dry Fork Creek 0.7 mile south of Rte. K near Americus. Project involves bridge N0352.	Fed 4	State 0	Local 0 Future Cost: 301 - 1,000	0	2	2



2018 - 2022 Scoping and Design Projects

Transportation Planning

POB Box 270
Jefferson City, MO 64102

							STATE FISCAL YEAR PROJECT BUDGETING (ENGINEERING)		
							Prior Prog.	7/2017- 6/2018	7/2018- 6/2022
County: Montgomery Route: RT ZZ Anticipated Federal Category: NHPP	Job No: 2S3195	Scoping for bridge improvements over Little Loutre Creek 0.5 mile south of Rte. RA near Wellsville. Project involves bridge R0638.	Fed 4	State 0	Local 0	Future Cost: 301 - 1,000	0	2	2
County: Pike Route: MO 161 Anticipated Federal Category: STBG	Job No: 2S3215	Scoping for pavement improvements from Bus. 61 to Rte. M near Middletown.	AC-State 4	State 0	Local 0	Future Cost: 1,001 - 2,000	0	2	2
County: Ralls Route: US 61 Anticipated Federal Category: Safety	Job No: 2P3171	Scoping for intersection improvements at Rte. A at New London.	Fed 54	State 6	Local 0	Future Cost: 1,001 - 2,000	15	59	1
County: Randolph Route: BU 63 Anticipated Federal Category: STBG	Job No: 2P2214	Scoping for pavement improvements from south of Rte. 63 to south of Rte. EE in Moberly.	Fed 5	State 1	Local 0	Future Cost: 301 - 1,000	23	5	1
County: Schuyler Route: US 136 Anticipated Federal Category: NHPP	Job No: 2P0791	Scoping for bridge improvements over abandoned railway 1.2 miles west of Rte. 63 near Lancaster. Project involves bridge A0116.	Fed 5	State 1	Local 0	Future Cost: 1,001 - 2,000	20	5	1
County: Schuyler Route: US 136 Anticipated Federal Category: NHPP	Job No: 2P3197	Scoping for bridge improvements over North Fork Middle Fabius River 1.1 miles east of Rte. C near Lancaster. Project involves bridge J0690.	Fed 4	State 0	Local 0	Future Cost: 301 - 1,000	0	2	2
County: Scotland Route: MO 15 Anticipated Federal Category: STBG	Job No: 2P3214	Scoping for pavement improvements from the Iowa State line to Rte. 136 east junction at Memphis.	AC-State 4	State 0	Local 0	Future Cost: 301 - 1,000	0	2	2
County: Shelby Route: RT K Anticipated Federal Category: NHPP	Job No: 2S3149	Scoping for bridge improvements over Black Creek 1.1 miles west of Rte. 15 near Shelbyville. Project involves bridge P0238.	Fed 5	State 1	Local 0	Future Cost: 301 - 1,000	10	5	1



2018 - 2022 Scoping and Design Projects

Transportation Planning

FOA Box 270
Jefferson City, MO 64502

						STATE FISCAL YEAR PROJECT BUDGETING (ENGINEERING)		
						Prior Prog.	7/2017- 6/2018	7/2018- 6/2022
County: Warren	Scoping for pavement improvements from 0.1 mile south of Rtes. M and MM in Warrenton to Missouri River					0	1	1
Route: MO 47	Job No: 2P3216	Bridge in Washington.						
Anticipated Federal Category: STBG		AC-State	State	Local				
		2	0	0				
		Future Cost: 301 - 1,000						
		AC-State	Fed	State	Local			
		16	184	26	0			
		District Engineering Total:				243	175	51



2018 - 2022 Scoping and Design Projects

Transportation Planning

F.O. Item 276

Jaffarwan City, MO 64002

	2018	2019	2020	2021	2022
State	24	2	0	0	0
AC-State	8	8	0	0	0
Local	0	0	0	0	0
Sub-total State	32	10	0	0	0
Federal					
Sub-total Federal	143	41	0	0	0
Grand Total	175	51	0	0	0



2018 - 2022 Scoping and Design Projects

Transportation Planning

PO Box 270
Jefferson City, MO 64102

						STATE FISCAL YEAR PROJECT BUDGETING (ENGINEERING)		
						Prior Prog.	7/2017- 6/2018	7/2018- 6/2022
County: Johnson	Route: MO 13	Job No: 3P3109	Scoping for safety improvements at the intersection of Rte. 13 and Rte. E.	Fed 45	State 5	Local 0	0	10
Anticipated Federal Category: Safety						Future Cost: 301 - 1,000		40
County: Johnson	Route: MO 13	Job No: 4P2333B	Scoping for safety improvements at the intersection of Rte. 13 and Rte. E.	Fed 45	State 5	Local 0	0	10
Anticipated Federal Category: Safety						Future Cost: 301 - 1,000		40
County: Johnson	Route: MO 23	Job No: 3S3076	Scoping for intersection improvements at Whiteman Air Force Base entrance in Knob Noster.	Fed 0	State 30	Local 0	15	10
Anticipated Federal Category: State						Future Cost: 301 - 1,000		20
County: Johnson	Route: MO 23	Job No: 3S3110	Scoping for pavement improvements from Rte. 50 to Rte. DD.	AC-State 40	State 10	Local 0	0	10
Anticipated Federal Category: NHPP						Future Cost: 5,001 - 10,000		40
County: Johnson	Route: US 50	Job No: 3P3074	Scoping for bridge improvements at Business 13 and Maguire Street in Warrensburg. Project involves bridge A0143.	Fed 16	State 4	Local 0	10	5
Anticipated Federal Category: NHPP						Future Cost: 2,001 - 5,000		15
County: Johnson	Route: US 50	Job No: 3P3095	Scoping for bridge improvements over UP Railroad east of Knob Noster. Project involves bridge L0801.	Fed 328	State 82	Local 0	5	50
Anticipated Federal Category: NHPP						Future Cost: 2,001 - 5,000		360
County: Johnson	Route: US 50	Job No: 3P3111	Scoping for pavement improvements from the Jackson County line to County Road 1501.	AC-State 40	State 10	Local 0	0	10
Anticipated Federal Category: NHPP						Future Cost: 5,001 - 10,000		40
County: Johnson	Route: US 50	Job No: 3P3113	Scoping for safety and intersection improvements at Rte. AA.	Fed 315	State 35	Local 0	0	200
Anticipated Federal Category: Safety						Future Cost: 1,001 - 2,000		150
County: Johnson	Route: US 50	Job No: 3P3114	Scoping for safety and intersection improvements at Rte. Z/W.	Fed 315	State 35	Local 0	0	200
Anticipated Federal Category: Safety						Future Cost: 1,001 - 2,000		150



2018 - 2022 Scoping and Design Projects

Transportation Planning

POB Box 270
Jefferson City, MO 64102

							STATE FISCAL YEAR PROJECT BUDGETING (ENGINEERING)					
							Prior Prog.	7/2017- 6/2018	7/2018- 6/2022			
County: Johnson Route: US 50		Job No: 3P3124	Scoping for intersection improvements at County Road 1801.				Fed 89	State 11	Local 0	0	25	75
Anticipated Federal Category: Safety								Future Cost: 301 - 1,000				
County: Johnson Route: MO 58		Job No: 3S3117	Scoping for ADA Transition Plan and sidewalk improvements within City of Holden and Kingsville. Includes ADA Transition Plan improvements on Rte. U and Rte. 131.				AC-State 40	State 10	Local 0	0	10	40
Anticipated Federal Category: STBG								Future Cost: 1,001 - 2,000				
County: Johnson Route: RT T		Job No: 3S3119	Scoping for drainage improvements at County Road 400.				AC-State 40	State 10	Local 0	0	10	40
Anticipated Federal Category: STBG								Future Cost: 1 - 300				
County: Lafayette Route: MO 13		Job No: 4P2333	Scoping for roadway improvements from I-70 in Higginsville to Rte. V/OO.				Fed 16	State 3	Local 0	66	2	17
Anticipated Federal Category: NHPP								Future Cost: 25,001 - 50,000				
County: Lafayette Route: MO 131		Job No: 3S3083	Scoping for safety improvements from Odessa south city limits to Rte. 50.				Fed 354	State 39	Local 0	160	50	343
Anticipated Federal Category: Safety								Future Cost: 2,001 - 5,000				
County: Lafayette Route: MO 224		Job No: 3S3104	Scoping for pavement improvements from Rte. 24 to Rte. 13.				AC-State 40	State 10	Local 0	0	10	40
Anticipated Federal Category: STBG								Future Cost: 2,001 - 5,000				
County: Lafayette Route: IS 70		Job No: 3I3075	Scoping for bridge and operational improvements at Rte. 131 in Odessa. Project involves bridge A0057.				Fed 27	State 3	Local 0	10	10	20
Anticipated Federal Category: NHPP								Future Cost: 2,001 - 5,000				
County: Lafayette Route: RT AA		Job No: 3S3121	Scoping for bridge improvements over Branch to Lake, between Airport Road and Country Club Road. Project involves bridge Z0997.				Fed 40	State 10	Local 0	0	10	40
Anticipated Federal Category: NHPP								Future Cost: 1 - 300				



2018 - 2022 Scoping and Design Projects

Transportation Planning

FOA Box 270
Jefferson City, MO 64102

						STATE FISCAL YEAR PROJECT BUDGETING (ENGINEERING)		
						Prior Prog.	7/2017- 6/2018	7/2018- 6/2022
County: Saline Route: MO 41 Anticipated Federal Category: NHPP	Job No: 3P3093	Scoping for bridge improvements over Rte. O and railroad. Project involves bridge A2875.	Fed 10	State 0	Local 0 Future Cost: 1,001 - 2,000	2	2	8
County: Saline Route: MO 41 Anticipated Federal Category: NHPP	Job No: 3P3125	Scoping for bridge improvements over Flat Creek, 3.2 miles east of Rte. E and 1.8 miles west of Rte. D near Marshall. Project involves bridge J0120.	Fed 40	State 10	Local 0 Future Cost: 1 - 300	0	10	40
County: Saline Route: MO 41 Anticipated Federal Category: NHPP	Job No: 3P3126	Scoping for bridge improvements over Camp Creek, 1.5 miles east of Rte. E near city of Marshall and 0.2 mile west of Nocturne Avenue. Project involves bridge J0041.	Fed 40	State 10	Local 0 Future Cost: 301 - 1,000	0	10	40
County: Saline Route: US 65 Anticipated Federal Category: NHPP	Job No: 3P3112	Scoping for pavement improvements from East of Rte. 24 to Rte. 240 in Marshall.	AC-State 40	State 10	Local 0 Future Cost: 5,001 - 10,000	0	10	40
County: Saline Route: RT K Anticipated Federal Category: NHPP	Job No: 3S3123	Scoping for bridge improvements over I-70, miles east of Rte. 127 and 3.2 miles west of Rte. Y near Sweet Springs. Project involves bridge A0128.	Fed 40	State 10	Local 0 Future Cost: 301 - 1,000	0	10	40
County: Saline Route: RT YY Anticipated Federal Category: NHPP	Job No: 3S3127	Scoping for bridge improvements over I-70, 3.6 miles west of Rte. 65 and 3.2 miles east of Rte. K. Project involves bridge A0129.	Fed 40	State 10	Local 0 Future Cost: 301 - 1,000	0	10	40
County: Various Route: Various Anticipated Federal Category: Safety	Job No: 3P3085	Scoping for safety improvements at various locations in the rural Kansas City District.	Fed 495	State 55	Local 0 Future Cost: 1,001 - 2,000	170	400	150
County: Various Route: Various Anticipated Federal Category: NHPP	Job No: 3P3096	Scoping for bridge improvements at various locations in the rural Kansas City District.	Fed 20	State 5	Local 0 Future Cost: 301 - 1,000	5	5	20



2018 - 2022 Scoping and Design Projects

Transportation Planning

POB Box 270
Jefferson City, MO 64102

						STATE FISCAL YEAR PROJECT BUDGETING (ENGINEERING)		
						Prior Prog.	7/2017- 6/2018	7/2018- 6/2022
County: Various	Scoping for bridge improvements at various locations in the rural Kansas City District.					2	2	2
Route: Various	Job No: 3P3097		Fed	State	Local			
Anticipated Federal Category: NHPP			4	0	0			
Future Cost: 301 - 1,000								
County: Various	Scoping for signal improvements at various locations in the rural Kansas City District.					0	10	30
Route: Various	Job No: 3P3118		AC-State	State	Local			
Anticipated Federal Category: STBG			32	8	0			
Future Cost: 301 - 1,000								
	AC-State	Fed	State	Local				
	432	2,492	521	0		641	1,203	2,242
District Engineering Total:								



2018 - 2022 Scoping and Design Projects

Transportation Planning

F.O. Item 276

Jacksonville City, MO 6/1/2022

	2018	2019	2020	2021	2022
State	157	89	103	113	59
AC-State	88	88	88	88	80
Local	0	0	0	0	0
Sub-total State	245	177	191	201	139
Federal					
Sub-total Federal	958	408	424	481	221
Grand Total	1,203	585	615	682	360



2018 - 2022 Scoping and Design Projects

Transportation Planning

PO Box 270
Jefferson City, MO 64102

						STATE FISCAL YEAR PROJECT BUDGETING (ENGINEERING)		
						Prior Prog.	7/2017- 6/2018	7/2018- 6/2022
County: Cass Route: MO 2 Anticipated Federal Category: STBG		Job No: 4P3248 AC-State 40 State 10 Local 0 Future Cost: 5,001 - 10,000				0	10	40
County: Cass Route: IS 49 Anticipated Federal Category: NHPP		Job No: 4I2291 Fed 12 State 3 Local 0 Future Cost: 25,001 - 50,000				82	5	10
County: Cass Route: IS 49 Anticipated Federal Category: NHPP		Job No: 4I3129 Fed 24 State 6 Local 0 Future Cost: 10,001 - 15,000				60	10	20
County: Cass Route: MO 58 Anticipated Federal Category: Safety		Job No: 4S3272 Fed 315 State 35 Local 0 Future Cost: 1,001 - 2,000				0	200	150
County: Cass Route: MO 58 Anticipated Federal Category: Safety		Job No: 4S3273 AC-State 315 State 35 Local 0 Future Cost: 1,001 - 2,000				0	200	150
County: Cass Route: MO 7 Anticipated Federal Category: STBG		Job No: 4S3250 AC-State 40 State 10 Local 0 Future Cost: 1,001 - 2,000				0	10	40
County: Cass Route: RT A Anticipated Federal Category: STBG		Job No: 4S3296 AC-State 40 State 10 Local 0 Future Cost: 1,001 - 2,000				0	10	40
County: Cass Route: RT J Anticipated Federal Category: NHPP		Job No: 4S3286 Fed 40 State 10 Local 0 Future Cost: 1 - 300				0	10	40
County: Clay Route: US 169 Anticipated Federal Category: NHPP		Job No: 4S3165 Fed 8 State 2 Local 0 Future Cost: 0				10	10	0



2018 - 2022 Scoping and Design Projects

Transportation Planning

POB Box 270
Jefferson City, MO 64102

						STATE FISCAL YEAR PROJECT BUDGETING (ENGINEERING)		
						Prior Prog.	7/2017- 6/2018	7/2018- 6/2022
County: Clay Route: IS 29 Anticipated Federal Category: NHPP	Job No: 4I3087	Scoping for corridor improvements from I-635 to Rt. 210 in Kansas City. Includes I-35 from I-435 to Rt. 210 in Kansas City.				227	20	60
						Fed 72	State 8	Local 0
						Future Cost: 15,001 - 25,000		
County: Clay Route: MO 291 Anticipated Federal Category: NHPP	Job No: 4P3099	Scoping for corridor improvements from Ash Ave. to I-435 in Kansas City.				65	20	40
						Fed 48	State 12	Local 0
						Future Cost: 2,001 - 5,000		
County: Clay Route: MO 291 Anticipated Federal Category: NHPP	Job No: 4P3249	Scoping for pavement improvements from Leonard Street to Route 78.				0	10	40
						AC-State 40	State 10	Local 0
						Future Cost: 5,001 - 10,000		
County: Clay Route: MO 291 Anticipated Federal Category: NHPP	Job No: 4P3260	Scoping for pavement improvements from I-435 to Orchard Ave.				0	10	40
						AC-State 40	State 10	Local 0
						Future Cost: 2,001 - 5,000		
County: Clay Route: IS 35 Anticipated Federal Category: NHPP	Job No: 4I2006	Scoping for interchange improvements south of Rte. 92 at 19th Street in Kearney.				31	10	20
						Fed 27	State 3	Local 0
						Future Cost: 10,001 - 15,000		
County: Clay Route: IS 435 Anticipated Federal Category: NHPP	Job No: 4I3189	Scoping for bridge improvements at the Missouri River. Project involves twin bridges A0767.				10	10	20
						Fed 24	State 6	Local 0
						Future Cost: 75,001 - 100,000		
County: Clay Route: US 69 Anticipated Federal Category: STBG	Job No: 4S3280	Scoping for pavement improvements from I-35 to Riverside City Limits 0.1 mile south of Rte. 169.				0	10	40
						AC-State 40	State 10	Local 0
						Future Cost: 2,001 - 5,000		
County: Clay Route: US 69 Anticipated Federal Category: STBG	Job No: 4S3281	Scoping for pavement improvements from Orchard Street to Denver Avenue.				0	10	40
						Fed 40	State 10	Local 0
						Future Cost: 1,001 - 2,000		
County: Clay Route: MO 9 Anticipated Federal Category: NHPP	Job No: 4S3259	Scoping for pavement improvements from Briarcliff Parkway to Route 283.				0	10	40
						AC-State 40	State 10	Local 0
						Future Cost: 301 - 1,000		



2018 - 2022 Scoping and Design Projects

						STATE FISCAL YEAR PROJECT BUDGETING (ENGINEERING)		
						Prior Prog.	7/2017- 6/2018	7/2018- 6/2022
County: Jackson Route: OR 49 Anticipated Federal Category: STBG		Job No: 4P2237 Scoping for outer roads improvements on the east outer road from Rte. 150 to Blue Ridge Boulevard and the west outer road from Blue Ridge Boulevard to 0.5 mile north of Rte. 150 in Grandview. AC-State 64 State 16 Local 0 Future Cost: 25,001 - 50,000				1,085	60	20
County: Jackson Route: US 50 Anticipated Federal Category: NHPP		Job No: 4P2336 Scoping for corridor improvements from Colbern Road to Todd George Parkway in Lee's Summit. Fed 8 State 2 Local 0 Future Cost: 50,001 - 75,000				370	5	5
County: Jackson Route: US 50 Anticipated Federal Category: NHPP		Job No: 4P3009 Scoping for bridge improvements at Chipman Road in Lee's Summit. Project involves bridges A3262 and A2482. Fed 8 State 2 Local 0 Future Cost: 1,001 - 2,000				27	5	5
County: Jackson Route: US 50 Anticipated Federal Category: State		Job No: 4P3096B Scoping for interchange improvements at 3rd Street in Lee's Summit. Fed 0 State 10 Local 0 Future Cost: 1,001 - 2,000				220	5	5
County: Jackson Route: US 50 Anticipated Federal Category: NHPP		Job No: 4P3196 Scoping for bridge and operational improvements at Rte. 291 North in Lee's Summit. Project involves bridge A1748. Fed 108 State 27 Local 0 Future Cost: 15,001 - 25,000				125	75	60
County: Jackson Route: IS 70 Anticipated Federal Category: NHPP		Job No: 4I1486C Scoping for corridor improvements from the downtown loop in Kansas City to west of the I-435 interchange. The estimated total cost for the preferred alternative is greater than \$100 million. Fed 18 State 2 Local 0 Future Cost: > 100,000				2,495	10	10
County: Jackson Route: IS 70 Anticipated Federal Category: NHPP		Job No: 4I2293 Scoping for capacity improvements from Rte. 7 in Blue Springs to Rte. F in Oak Grove. Fed 35 State 5 Local 0 Future Cost: 50,001 - 75,000				95	5	35
County: Jackson Route: IS 70 Anticipated Federal Category: NHPP		Job No: 4I3024 Scoping for bridge and operational improvements at Blue Ridge Boulevard/US 40 in Independence. Project involves bridge L0997. Fed 45 State 5 Local 0 Future Cost: 15,001 - 25,000				110	10	40



2018 - 2022 Scoping and Design Projects

Transportation Planning

POB Box 270
Jefferson City, MO 64102

						STATE FISCAL YEAR PROJECT BUDGETING (ENGINEERING)		
						Prior Prog.	7/2017- 6/2018	7/2018- 6/2022
County: Jackson Route: IS 70 Anticipated Federal Category: NHPP	Job No: 413195	Scoping for corridor improvements from Blue Ridge Cutoff to I-470.	Fed 72	State 8	Local 0 Future Cost: > 100,000	20	20	60
County: Jackson Route: IS 70 Anticipated Federal Category: NHPP	Job No: 413211	Scoping for bridge improvements at Union Pacific Railroad over I-70 in Independence. Project involves bridge L0975.	Fed 206	State 24	Local 0 Future Cost: 5,001 - 10,000	10	200	30
County: Jackson Route: IS 70 Anticipated Federal Category: NHPP	Job No: 413222	Scoping for pavement improvements from Rte. 7 to Lafayette County line.	Fed 148	State 36	Local 0 Future Cost: 5,001 - 10,000	2	2	182
County: Jackson Route: IS 70 Anticipated Federal Category: NHPP	Job No: 413274	Scoping for interchange improvements at Little Blue Parkway in Independence.	AC-State 160	State 40	Local 0 Future Cost: 5,001 - 10,000	0	50	150
County: Jackson Route: IS 70 Anticipated Federal Category: NHPP	Job No: 413288	Scoping for bridges improvements over Rte. AA and Rte. BB, 4 miles east of Rte. 7 and 3.8 miles west of Rte. F. Project involves twin bridges L0984.	Fed 45	State 5	Local 0 Future Cost: 1,001 - 2,000	0	10	40
County: Jackson Route: US 71 Anticipated Federal Category: Safety	Job No: 453224	Scoping for safety improvements from Truman Rd. to I-470 in Kansas City.	Fed 11	State 1	Local 0 Future Cost: 2,001 - 5,000	10	10	2
County: Jackson Route: MO 78 Anticipated Federal Category: NHPP	Job No: 453251	Scoping for pavement improvements from Speck Road to Route 7.	AC-State 40	State 10	Local 0 Future Cost: 1,001 - 2,000	0	10	40
County: Jackson Route: MO 78 Anticipated Federal Category: NHPP	Job No: 453258	Scoping for pavement improvements from Route 291 to Belmont Boulevard.	AC-State 40	State 10	Local 0 Future Cost: 1 - 300	0	10	40



2018 - 2022 Scoping and Design Projects

					STATE FISCAL YEAR PROJECT BUDGETING (ENGINEERING)					
					Prior Prog.	7/2017- 6/2018	7/2018- 6/2022			
County: Jackson Route: Rte. 24 Anticipated Federal Category: State	Job No: 413233	Scoping for identifying alternate truck routing and transferring ownership of the roadway to the city of Kansas City from the edge of MoDOT right of way at Ewing Avenue to Potter Avenue.			Fed 0	State 152	Local 0 Future Cost: 1,001 – 2,000	150	150	2
County: Jackson Route: CST S HICKMAN MILLS DR Anticipated Federal Category: STBG	Job No: 453282	Scoping for pavement improvements from Bannister Road to 87th Street.			AC-State 40	State 10	Local 0 Future Cost: 1,001 – 2,000	0	10	40
County: Jackson Route: CST THE PASEO Anticipated Federal Category: NHPP	Job No: 413289	Scoping bridge improvements 0.2 mile east of I-29 in downtown Kansas City. Project involves bridge L0786.			Fed 40	State 10	Local 0 Future Cost: 1 – 300	0	10	40
County: Platte Route: MO 152 Anticipated Federal Category: NHPP	Job No: 453247	Scoping for pavement improvements from Route N to the east side of I-29.			AC-State 40	State 10	Local 0 Future Cost: 2,001 – 5,000	0	10	40
County: Platte Route: IS 29 Anticipated Federal Category: NHPP	Job No: 413086	Scoping for interchange improvements at Rte. 45 in Kansas City. Project involves bridge A1159.			Fed 20	State 5	Local 0 Future Cost: 1,001 – 2,000	220	20	5
County: Platte Route: IS 29 Anticipated Federal Category: NHPP	Job No: 413200	Scoping for interchange improvements at Route 92 in Platte City. Project involves bridge A4170.			Fed 30	State 5	Local 0 Future Cost: 301 – 1,000	10	10	25
County: Platte Route: IS 29 Anticipated Federal Category: NHPP	Job No: 413216	Scoping for pavement improvements from Platte County line to Rte. 273.			Fed 219	State 24	Local 0 Future Cost: 5,001 – 10,000	2	2	241
County: Platte Route: IS 29 Anticipated Federal Category: NHPP	Job No: 413291	Scoping for bridge improvements 1.8 miles west of US 169 near Riverside. Project involves twin bridges A01669.			Fed 45	State 5	Local 0 Future Cost: 2,001 – 5,000	0	10	40



2018 - 2022 Scoping and Design Projects

Transportation Planning

PO Box 270
Jefferson City, MO 64102

							STATE FISCAL YEAR PROJECT BUDGETING (ENGINEERING)		
							Prior Prog.	7/2017- 6/2018	7/2018- 6/2022
County: Platte Route: IS 29 Anticipated Federal Category: NHPP	Job No: 4I3297	Scoping for bridge improvements 0.8 mile west of Rte. 169 near Northmoor. Project involves bridge L0690.	Fed 45	State 5	Local 0	Future Cost: 2,001 - 5,000	0	10	40
County: Platte Route: SP 45 Anticipated Federal Category: STBG	Job No: 4S3278	Scoping for pavement improvements from Rte. 92 to Rte. 45.	AC-State 40	State 10	Local 0	Future Cost: 1 - 300	0	10	40
County: Platte Route: US 69 Anticipated Federal Category: STBG	Job No: 4S3284	Scoping for drainage improvements at Frontier Street in Kansas City.	AC-State 40	State 10	Local 0	Future Cost: 1 - 300	0	10	40
County: Platte Route: MO 9 Anticipated Federal Category: State	Job No: 4S3223	Scoping for pavement improvements from Rte. FF to Rte. 45.	Fed 0	State 6	Local 0	Future Cost: 1,001 - 2,000	2	2	4
County: Platte Route: MO 9 Anticipated Federal Category: STBG	Job No: 4S3252	Scoping for pavement improvements from Mattox Road to I-635 in Riverside.	AC-State 40	State 10	Local 0	Future Cost: 1,001 - 2,000	0	10	40
County: Platte Route: MO 9 Anticipated Federal Category: NHPP	Job No: 4S3257	Scoping for pavement improvements from I-635 to NW Briarcliff Parkway.	AC-State 40	State 10	Local 0	Future Cost: 301 - 1,000	0	10	40
County: Platte Route: MO 9 Anticipated Federal Category: STBG	Job No: 4S3261	Scoping for pavement improvements from Route FF to Mattox Road.	AC-State 40	State 10	Local 0	Future Cost: 301 - 1,000	0	10	40
County: Platte Route: MO 92 Anticipated Federal Category: Safety	Job No: 4P3275	Scoping for intersection improvements at Rte. 45 Spur.	Fed 315	State 35	Local 0	Future Cost: 1,001 - 2,000	0	200	150
County: Platte Route: MO 92 Anticipated Federal Category: NHPP	Job No: 4P3276	Scoping for pavement improvements from Missouri River to Rte. 45 near the city of Weston.	Fed 40	State 10	Local 0	Future Cost: 1,001 - 2,000	0	10	40



2018 - 2022 Scoping and Design Projects

Transportation Planning

PO Box 270
Jefferson City, MO 64102

							STATE FISCAL YEAR PROJECT BUDGETING (ENGINEERING)		
							Prior Prog.	7/2017- 6/2018	7/2018- 6/2022
County: Platte Route: RT D Anticipated Federal Category: STBG		Job No: 453277		Scoping for pavement improvements from 120th Street to I-435(NW Cookingham Dr.)			0	10	40
							AC-State 40	State 10	Local 0
							Future Cost: 301 - 1,000		
County: Platte Route: RT D Anticipated Federal Category: C.M.A.Q.		Job No: 453294		Scoping for signal improvements at various locations in the urban Kansas City District.			0	10	60
							Fed 56	State 14	Local 0
							Future Cost: 301 - 1,000		
County: Platte Route: RT FF Anticipated Federal Category: NHPP		Job No: 453290		Scoping for bridge improvements 2.1 miles west of Rte. 9 in Parkville and 0.1 mile east of Union Chapel Road. Project involves bridge A0533.			0	10	40
							Fed 40	State 10	Local 0
							Future Cost: 1 - 300		
County: Various Route: Various Anticipated Federal Category: STBG		Job No: 413285		Scoping for Intelligent Transportation System improvements and to locate areas for future ITS devices at various locations in urban Kansas City District.			0	10	40
							AC-State 40	State 10	Local 0
							Future Cost: 1,001 - 2,000		
County: Various Route: Various Anticipated Federal Category: STBG		Job No: 413292		Scoping for signing improvements at various locations in the urban Kansas City area.			0	10	40
							AC-State 40	State 10	Local 0
							Future Cost: 301 - 1,000		
County: Various Route: Various Anticipated Federal Category: NHPP		Job No: 4P3093		Scoping for bridge improvements at various locations in the urban Kansas City District.			55	10	2
							Fed 10	State 2	Local 0
							Future Cost: 2,001 - 5,000		
County: Various Route: Various Anticipated Federal Category: STBG		Job No: 4P3214		Scoping for signal improvements at various locations in the urban Kansas City District.			5	122	2
							Fed 100	State 24	Local 0
							Future Cost: 1,001 - 2,000		
County: Various Route: Various Anticipated Federal Category: STBG		Job No: 4P3256		Scoping for signal improvements at various locations in the urban Kansas City district.			0	10	30
							AC-State 32	State 8	Local 0
							Future Cost: 301 - 1,000		
County: Various Route: Various Anticipated Federal Category: STBG		Job No: 4P3293		Scoping for lighting improvements at various locations in the urban Kansas City District.			0	10	40
							AC-State 40	State 10	Local 0
							Future Cost: 301 - 1,000		



2018 - 2022 Scoping and Design Projects

Transportation Planning

FOA Box 270
Jefferson City, MO 64102

						STATE FISCAL YEAR PROJECT BUDGETING (ENGINEERING)		
						Prior Prog.	7/2017- 6/2018	7/2018- 6/2022
County: Various Route: Various Anticipated Federal Category: Safety	Job No: 4P3295	Scoping for safety improvements at various locations in the urban Kansas City District.				0	600	240
						Fed 756	State 84	Local 0
						Future Cost: 2,001 - 5,000		
County: Various Route: Various Anticipated Federal Category: STBG	Job No: 4S3094	Scoping for Intelligent Transportation Systems improvements on various routes in the urban Kansas City District.				145	5	20
						AC-State 20	State 5	Local 0
						Future Cost: 301 - 1,000		
						AC-State 1,745	Fed 3,186	State 1,029
						Local 0	District Engineering Total:	
						5,963	2,563	3,397



2018 - 2022 Scoping and Design Projects

Transportation Planning

F.O. Item 276

Jacksonville City, MO 64502

	2018	2019	2020	2021	2022
State	480	166	138	174	71
AC-State	552	335	333	333	192
Local	0	0	0	0	0
Sub-total State	1,032	501	471	507	263
Federal					
Sub-total Federal	1,531	565	365	603	122
Grand Total	2,563	1,066	836	1,110	385



2018 - 2022 Scoping and Design Projects

Transportation Planning

PO Box 270
Jefferson City, MO 64102

						STATE FISCAL YEAR PROJECT BUDGETING (ENGINEERING)		
						Prior Prog.	7/2017- 6/2018	7/2018- 6/2022
County: Boone Route: US 63 Anticipated Federal Category: Safety	Job No: 5P3195	Scoping for intersection safety improvements from Rte. H to 1.1 mile north of Rte. 54 in Callaway County.	Fed 18	State 2	Local 0 Future Cost: 2,001 - 5,000	10	10	10
County: Boone Route: OR 70 Anticipated Federal Category: STBG	Job No: 5S3253	Scoping for bridge improvements over Little Cedar Creek. Project involves bridge N0974.	AC-State 104	State 26	Local 0 Future Cost: 301 - 1,000	0	50	80
County: Boone Route: RP IS70W TO LP70W Anticipated Federal Category: NHPP	Job No: 5I3107	Scoping for bridge improvements over I-70 in Columbia. Project involves bridge L0928.	Fed 10	State 1	Local 0 Future Cost: 2,001 - 5,000	20	10	1
County: Boone Route: MO 740 Anticipated Federal Category: STBG	Job No: 5S0636	Scoping for extension of corridor from Rte. 63 to I-70 at Lake of the Woods in Columbia. Potential Design/Build project.	Fed 9	State 2	Local 0 Future Cost: 50,001 - 75,000	1,598	10	1
County: Callaway Route: OR 70 Anticipated Federal Category: STBG	Job No: 5S3055	Scoping for bridge improvements over Whetstone Creek east of Rte. Z. Project involves bridge G0701.	Fed 2	State 0	Local 0 Future Cost: 301 - 1,000	34	1	1
County: Camden Route: US 54 Anticipated Federal Category: Safety	Job No: 5P3222	Scoping for safety improvements from 0.1 mile east of Cecil Street in Camdenton to 0.2 mile west of Stadium Boulevard in Jefferson City.	Fed 247	State 28	Local 0 Future Cost: 5,001 - 10,000	50	225	50
County: Camden Route: RT V Anticipated Federal Category: STBG	Job No: 5S3051	Scoping for bridge improvements over Linn Creek in Linn Creek. Project involves bridge W0251.	Fed 2	State 0	Local 0 Future Cost: 301 - 1,000	22	1	1
County: Cole Route: RT B Anticipated Federal Category: Safety	Job No: 5S2234	Scoping for safety improvements at the intersection of Rte. M and Rte. W in Wardsville.	Fed 5	State 1	Local 0 Future Cost: 301 - 1,000	45	5	1
County: Cole Route: RT H Anticipated Federal Category: NHPP	Job No: 5S3229	Scoping for bridge improvements over Bois Brule Creek. Project involves bridge R0250.	Fed 100	State 24	Local 0 Future Cost: 301 - 1,000	0	62	62



2018 - 2022 Scoping and Design Projects

Transportation Planning

PO Box 270
Jefferson City, MO 64102

						STATE FISCAL YEAR PROJECT BUDGETING (ENGINEERING)		
						Prior Prog.	7/2017- 6/2018	7/2018- 6/2022
County: Cooper Route: IS 70 Anticipated Federal Category: NHPP	Job No: 513136	Scoping for replacement of median drainage culverts in Cooper, Boone and Callaway Counties.	Fed 18	State 2	Local 0 Future Cost: 2,001 - 5,000	381	10	10
County: Cooper Route: IS 70 Anticipated Federal Category: NHPP	Job No: 513252	Scoping for pavement improvements from Saline County to 0.4 mile west of the Missouri River.	AC-State 88	State 10	Local 0 Future Cost: 10,001 - 15,000	0	20	78
County: Crawford Route: RT C Anticipated Federal Category: STBG	Job No: 553265	Scoping for bridge improvements over Little Bourbeuse River. Project involves bridge S0364.	AC-State 80	State 20	Local 0 Future Cost: 301 - 1,000	0	50	50
County: Dent Route: RT FF Anticipated Federal Category: STBG	Job No: 553281	Scoping for bridge improvements over Normal Creek. Project involves bridge P0290.	AC-State 28	State 7	Local 0 Future Cost: 1 - 300	0	10	25
County: Gasconade Route: MO 100 Anticipated Federal Category: STBG	Job No: 553284	Scoping for bridge improvements over the Gasconade River. Project involves bridge A4735. Project also includes bridge A3878 on Rte. 50, bridge A1411 on Rte. 89 in Osage Co., bridge A2550 on Rte. 42 in Maries Co. and bridge A3760 on Rte. 63 in Maries Co.	AC-State 894	State 224	Local 0 Future Cost: 5,001 - 10,000	0	200	918
County: Gasconade Route: MO 19 Anticipated Federal Category: STBG	Job No: 553292	Scoping for capacity and safety improvements from 0.2 mile south of Piezuch Road to 0.1 mile north of Commercial Drive at Owensville.	AC-State 38	State 10	Local 0 Future Cost: 1,001 - 2,000	0	20	28
County: Gasconade Route: RT J Anticipated Federal Category: NHPP	Job No: 553176	Scoping for bridge improvements over First Creek. Project involves bridge X0417.	Fed 72	State 18	Local 0 Future Cost: 301 - 1,000	47	80	10
County: Laclede Route: IS 44 Anticipated Federal Category: NHPP	Job No: 513182	Scoping for flood improvements at the Gasconade River in Laclede County and at the Little Piney River in Phelps County. Potential Design/Build project.	Fed 135	State 15	Local 0 Future Cost: 15,001 - 25,000	100	100	50



2018 - 2022 Scoping and Design Projects

						STATE FISCAL YEAR PROJECT BUDGETING (ENGINEERING)		
						Prior Prog.	7/2017- 6/2018	7/2018- 6/2022
County: Laclede Route: MO 64 Anticipated Federal Category: STBG	Job No: 5P3244	Scoping for bridge improvements over Goodwin Creek. Project involves bridge J0560.	AC-State 330	State 83	Local 0 Future Cost: 2,001 - 5,000	0	100	313
County: Maries Route: RT N Anticipated Federal Category: STBG	Job No: 5S3282	Scoping for bridge improvements over Rogers Creek. Project involves bridge A2002.	AC-State 86	State 21	Local 0 Future Cost: 301 - 1,000	0	50	57
County: Moniteau Route: RT A Anticipated Federal Category: STBG	Job No: 5S3273	Scoping for bridge improvements over Enon Creek. Project involves bridge K0851.	AC-State 94	State 24	Local 0 Future Cost: 301 - 1,000	0	30	88
County: Moniteau Route: US 50 Anticipated Federal Category: NHPP	Job No: 5P0629	Scoping for corridor improvements from west of Tipton to east of Tipton.	Fed 16	State 4	Local 0 Future Cost: 15,001 - 25,000	1,008	10	10
County: Moniteau Route: US 50 Anticipated Federal Category: NHPP	Job No: 5P0630	Scoping for corridor improvements from east of Tipton to west of California.	Fed 12	State 3	Local 0 Future Cost: 15,001 - 25,000	810	10	5
County: Morgan Route: US 50 Anticipated Federal Category: Safety	Job No: 5P3199	Scoping for intersection safety improvements at Rte. 5 west of Tipton.	Fed 13	State 2	Local 0 Future Cost: 1,001 - 2,000	10	10	5
County: Morgan Route: US 50 Anticipated Federal Category: NHPP	Job No: 5P0628	Scoping for corridor improvements from west of Syracuse to west of Tipton.	Fed 12	State 3	Local 0 Future Cost: 15,001 - 25,000	791	10	5
County: Osage Route: MO 100 Anticipated Federal Category: STBG	Job No: 5S3283	Scoping for bridge improvements over Deer Creek. Project involves bridge A1822.	AC-State 95	State 24	Local 0 Future Cost: 301 - 1,000	0	50	69
County: Osage Route: US 50 Anticipated Federal Category: NHPP	Job No: 5P0639	Scoping for corridor improvements from County Road 604 west of Linn to Rte. 89 northeast of Linn.	Fed 12	State 3	Local 0 Future Cost: 25,001 - 50,000	160	10	5



2018 - 2022 Scoping and Design Projects

Transportation Planning

PO Box 270
Jefferson City, MO 64102

						STATE FISCAL YEAR PROJECT BUDGETING (ENGINEERING)		
						Prior Prog.	7/2017- 6/2018	7/2018- 6/2022
County: Osage Route: US 63 Anticipated Federal Category: NHPP	Job No: 5P0950B	Scoping for corridor improvements from Rte. 50 to south of Westphalia.	Fed 12	State 3	Local 0 Future Cost: 25,001 - 50,000	275	10	5
County: Osage Route: RT N Anticipated Federal Category: STBG	Job No: 553264	Scoping for bridge improvements over Contrary Creek. Project involves bridge P0866.	AC-State 85	State 22	Local 0 Future Cost: 301 - 1,000	0	54	53
County: Phelps Route: IS 44 Anticipated Federal Category: NHPP	Job No: 5I3228	Scoping for safety and capacity improvements at the Kingshighway interchange at Rolla.	AC-State 8	State 2	Local 0 Future Cost: 10,001 - 15,000	0	5	5
County: Various Route: Various Anticipated Federal Category: STBG	Job No: 5P3044	Scoping for pavement improvements on various routes in the Central District.	Fed 8	State 2	Local 0 Future Cost: 15,001 - 25,000	29	5	5
County: Various Route: Various Anticipated Federal Category: State	Job No: 5P3179	Surveying to sell excess right of way parcels in the Central District.	Fed 0	State 55	Local 0 Future Cost: 0	50	25	30
County: Various Route: Various Anticipated Federal Category: STBG	Job No: 5P3254	Scoping for ADA Transition Plan improvements on Rte. K in the city of Chamois, Rte. C in the city of Frankenstein, Rte. M in the city of Taos and Rte. W in the city of Wardsville. Includes sidewalks, curb ramps, entrances and signals.	AC-State 40	State 10	Local 0 Future Cost: 1,001 - 2,000	0	25	25
County: Various Route: Various Anticipated Federal Category: STBG	Job No: 5P3255	Scoping for ADA Transition Plan improvements at various locations in Roanoke, Armstrong, Fayette, Glasgow, Harrisburg, Sturgeon and Hallsville.	AC-State 42	State 10	Local 0 Future Cost: 1,001 - 2,000	0	20	32
County: Various Route: Various Anticipated Federal Category: STBG	Job No: 5S3081	Scoping for slide repairs in the northern portion of the Central District.	Fed 5	State 1	Local 0 Future Cost: 2,001 - 5,000	60	5	1



2018 - 2022 Scoping and Design Projects

Transportation Planning

FOA Box 270
Jefferson City, MO 64102

						STATE FISCAL YEAR PROJECT BUDGETING (ENGINEERING)		
						Prior Prog.	7/2017- 6/2018	7/2018- 6/2022
County: Various	Scoping for slide repairs in the southern portion of the Central District.					60	5	1
Route: Various								
Job No: 5S3082								
Anticipated Federal Category: STBG								
		Fed	State	Local				
		5	1	0				
					Future Cost: 2,001 - 5,000			
	AC-State	Fed	State	Local	District Engineering Total:	5,560	1,298	2,090
	2,012	713	663	0				



2018 - 2022 Scoping and Design Projects

Transportation Planning

F.O. Item 276

Jafferson City, MO 64502

	2018	2019	2020	2021	2022
State	241	263	159	0	0
AC-State	549	833	630	0	0
Local	0	0	0	0	0
Sub-total State	790	1,096	789	0	0
Federal					
Sub-total Federal	508	205	0	0	0
Grand Total	1,298	1,301	789	0	0



2018 - 2022 Scoping and Design Projects

Transportation Planning

POB Box 270
Jefferson City, MO 64102

						STATE FISCAL YEAR PROJECT BUDGETING (ENGINEERING)		
						Prior Prog.	7/2017- 6/2018	7/2018- 6/2022
County: Franklin Route: IS 44 Anticipated Federal Category: NHPP	Job No: 6I2011B	Scoping for pavement improvements from Pin Oak Creek to Rte. 100 west in Villa Ridge.	Fed 2	State 0	Local 0 Future Cost: 25,001 - 50,000	72	1	1
County: Franklin Route: IS 44 Anticipated Federal Category: NHPP	Job No: 6I2073	Scoping for interchange improvements from Pin Oak Creek/Rte. O to 2.8 miles west of Rte. 50. Project involves bridges L0865, L0866 and L0931.	Fed 2	State 0	Local 0 Future Cost: 25,001 - 50,000	308	1	1
County: Franklin Route: MO 47 Anticipated Federal Category: NHPP	Job No: 6P3291	Scoping for bridge improvements on Rte. 47, Rte. 30, and Rte. W over I-44. Project involves bridges A4313, A2017, and A2049.	Fed 244	State 61	Local 0 Future Cost: 2,001 - 5,000	0	5	300
County: Franklin Route: MO 47 Anticipated Federal Category: NHPP	Job No: 6P3297	Scoping for pavement improvements from north of Miller Drive to north of Calwell Street.	AC-State 88	State 22	Local 0 Future Cost: 301 - 1,000	0	10	100
County: Franklin Route: US 50 Anticipated Federal Category: NHPP	Job No: 6P2350	Scoping for intersection improvements from west of Rte. AT to I-44. Project involves bridge A6361.	Fed 296	State 74	Local 0 Future Cost: 2,001 - 5,000	56	300	70
County: Franklin Route: RT HH Anticipated Federal Category: STBG	Job No: 6S3298	Scoping for bridge improvements over Calvey Creek. Project involves bridge R0238.	AC-State 128	State 32	Local 0 Future Cost: 301 - 1,000	0	5	155
County: Franklin Route: RT NN Anticipated Federal Category: STBG	Job No: 6S3294	Scoping for pavement and guardrail improvements for Rte. NN from Rte. O to Rte. 30 and for Tiny Ridge Way Road from Rte. NN to end of maintenance.	AC-State 280	State 70	Local 0 Future Cost: 2,001 - 5,000	0	50	300
County: Jefferson Route: MO 21 Anticipated Federal Category: NHPP	Job No: 6P3288	Scoping for bridge improvements for Old Rte. 21 over Rte. 21 and for Rte. 21 over Heads Creek Road. Project involves bridges A2977, A2945, and A2944.	Fed 65	State 16	Local 0 Future Cost: 301 - 1,000	0	1	80



2018 - 2022 Scoping and Design Projects

Transportation Planning

PO Box 270
Jefferson City, MO 64102

						STATE FISCAL YEAR PROJECT BUDGETING (ENGINEERING)		
						Prior Prog.	7/2017- 6/2018	7/2018- 6/2022
County: St. Charles Route: US 61 Anticipated Federal Category: NHPP	Job No: 6P3307	Scoping for pavement improvements from Lincoln County line to I-70 in Wentzville.	AC-State 10	State 2	Local 0 Future Cost: 5,001 - 10,000	0	10	2
County: St. Charles Route: IS 64 Anticipated Federal Category: NHPP	Job No: 6I3315	Scoping for pavement improvements from I-70 to Rte. 94.	AC-State 15	State 2	Local 0 Future Cost: 2,001 - 5,000	0	15	2
County: St. Charles Route: US 67 Anticipated Federal Category: NHPP	Job No: 6P2433	Scoping for roadway improvements from 1 mile west of the Mississippi River bridge (Clark Bridge) to Clark Bridge.	Fed 2	State 0	Local 0 Future Cost: 1,001 - 2,000	442	1	1
County: St. Charles Route: IS 70 Anticipated Federal Category: NHPP	Job No: 6I3201	Scoping to construct a new interchange west of Point Prairie Road.	AC-State 2	State 0	Local 0 Future Cost: 15,001 - 25,000	0	1	1
County: St. Charles Route: IS 70 Anticipated Federal Category: NHPP	Job No: 6I3225	Scoping for bridge improvements on eastbound Blanchette Bridge over Missouri River. Project involves bridge A3292.	Fed 86	State 10	Local 0 Future Cost: 25,001 - 50,000	5	95	1
County: St. Charles Route: OR 70 Anticipated Federal Category: STBG	Job No: 6I3337	Scoping for corridor improvements from Cave Springs Boulevard to Fifth Street.	AC-State 483	State 120	Local 0 Future Cost: 25,001 - 50,000	0	600	3
County: St. Charles Route: MO 94 Anticipated Federal Category: STBG	Job No: 6S3302	Scoping for pavement improvements from Warren County line to I-64.	AC-State 11	State 2	Local 0 Future Cost: 1,001 - 2,000	0	10	3
County: St. Charles Route: MO 94 Anticipated Federal Category: NHPP	Job No: 6S3303	Scoping for pavement improvements from I-64 to Rte. 364.	AC-State 9	State 2	Local 0 Future Cost: 1,001 - 2,000	0	10	1
County: St. Charles Route: MO 94 Anticipated Federal Category: NHPP	Job No: 6S3304	Scoping for pavement improvements from Rte. 364 / Rte. N (Mid Rivers Mall Drive) to I-70.	AC-State 9	State 2	Local 0 Future Cost: 301 - 1,000	0	10	1



2018 - 2022 Scoping and Design Projects

Transportation Planning

PO Box 270
Jefferson City, MO 64102

				STATE FISCAL YEAR PROJECT BUDGETING (ENGINEERING)		
				Prior Prog.	7/2017- 6/2018	7/2018- 6/2022
County: St. Charles Route: MO 94 Anticipated Federal Category: NHPP	Job No: 653313	Scoping for pavement improvements on First Capitol Drive from I-70 to Kingshighway Street.	AC-State 9 State 2 Local 0 Future Cost: 1,001 - 2,000	0	10	1
County: St. Charles Route: RT D Anticipated Federal Category: STBG	Job No: 653305	Scoping for pavement improvements from Rte. T south intersection near Femme Osage to Rte. Z in New Melle.	AC-State 6 State 1 Local 0 Future Cost: 1 - 300	0	5	2
County: St. Charles Route: RT F Anticipated Federal Category: STBG	Job No: 653300	Scoping for pavement improvements from Rte. D in New Melle to Rte. 94 near Defiance.	AC-State 6 State 1 Local 0 Future Cost: 301 - 1,000	0	5	2
County: St. Charles Route: RT M Anticipated Federal Category: NHPP	Job No: 653301	Scoping for pavement improvements from Rte. 79 to Rte. P in O'Fallon.	AC-State 10 State 2 Local 0 Future Cost: 301 - 1,000	0	10	2
County: St. Charles Route: RT N Anticipated Federal Category: NHPP	Job No: 653312	Scoping for pavement improvements from Bryan Road to Rte. K.	AC-State 9 State 2 Local 0 Future Cost: 301 - 1,000	0	10	1
County: St. Charles Route: RT N Anticipated Federal Category: STBG	Job No: 653314	Scoping for pavement improvements from Rte. T near Pauldingville to I-64.	AC-State 10 State 2 Local 0 Future Cost: 301 - 1,000	0	10	2
County: St. Charles Route: RT P Anticipated Federal Category: STBG	Job No: 653306	Scoping for pavement improvements from Rte. 61 in Flint Hill to Rte. M in O'Fallon.	AC-State 7 State 1 Local 0 Future Cost: 301 - 1,000	0	5	3
County: St. Louis Route: MO 100 Anticipated Federal Category: NHPP	Job No: 6P3274	Scoping for pavement improvements from Rte. 141 to New Ballas Road.	AC-State 32 State 8 Local 0 Future Cost: 2,001 - 5,000	0	20	20
County: St. Louis Route: MO 100 Anticipated Federal Category: NHPP	Job No: 653260	Scoping for bridge improvements over Black Creek on Manchester Road west of Hanley Road. Project involves bridge G0681.	Fed 30 State 7 Local 0 Future Cost: 301 - 1,000	0	1	36



2018 - 2022 Scoping and Design Projects

Transportation Planning

POB Box 270
Jefferson City, MO 64102

						STATE FISCAL YEAR PROJECT BUDGETING (ENGINEERING)		
						Prior Prog.	7/2017- 6/2018	7/2018- 6/2022
County: St. Louis Route: MO 141 Anticipated Federal Category: NHPP	Job No: 6P3188	Scoping for interchange improvements at Rte. 141 and Rte. 364 interchange in Maryland Heights.	AC-State 154	State 38	Local 0 Future Cost: 2,001 - 5,000	200	191	1
County: St. Louis Route: MO 21 Anticipated Federal Category: NHPP	Job No: 6S3283	Scoping for pavement improvements from Rte. 30 (Gravois Road) to Meramec River.	AC-State 32	State 8	Local 0 Future Cost: 10,001 - 15,000	0	20	20
County: St. Louis Route: MO 231 Anticipated Federal Category: C.M.A.Q.	Job No: 6S3220	Scoping for signal and ADA Transition Plan improvements at Jeffersonian Drive, Kingston Drive/Telegraph Road, Ripa Avenue, and Hoffmeister Avenue intersections. \$1,041,700 Congestion Mitigation and Air Quality program funds.	Fed 2	State 0	Local 0 Future Cost: 1,001 - 2,000	96	1	1
County: St. Louis Route: MO 231 Anticipated Federal Category: NHPP	Job No: 6S3275	Scoping for pavement and ADA Transition Plan improvements from Franru Lane to St. Louis City limits.	AC-State 72	State 18	Local 0 Future Cost: 1,001 - 2,000	0	40	50
County: St. Louis Route: MO 267 Anticipated Federal Category: STBG	Job No: 6S3254	Scoping for signals and ADA Transition Plan improvements on Lemay Ferry Road at Hoffmeister Avenue.	AC-State 34	State 9	Local 0 Future Cost: 301 - 1,000	0	10	33
County: St. Louis Route: IS 270 Anticipated Federal Category: NHPP	Job No: 6I2090	Scoping for bridge improvements over Conway Road, I-64 ramps, and Rte. AB (Ladue Road). Project involves bridges A1052, A4657, and A1051.	Fed 2	State 0	Local 0 Future Cost: 15,001 - 25,000	341	1	1
County: St. Louis Route: IS 270 Anticipated Federal Category: STBG	Job No: 6I3020	Scoping for corridor improvements from I-70 to west of the Mississippi River. The estimated total cost for the preferred alternative is greater than \$100 million. Project involves 44 bridges. Potential Design/Build project.	Fed 2	State 0	Local 0 Future Cost: > 100,000	2,706	1	1
County: St. Louis Route: IS 270 Anticipated Federal Category: NHPP	Job No: 6I3264	Scoping for bridge improvements at Chain of Rocks Bridge over the Mississippi River. Project involves bridge A0890.	AC-State 2	State 0	Local 0 Future Cost: 15,001 - 25,000	100	1	1



2018 - 2022 Scoping and Design Projects

						STATE FISCAL YEAR PROJECT BUDGETING (ENGINEERING)		
						Prior Prog.	7/2017- 6/2018	7/2018- 6/2022
County: St. Louis Route: IS 44 Anticipated Federal Category: NHPP		Job No: 613252 Scoping for bridge improvements on I-44 over BNSF and UP railroads and Allenton Road; and bridges on Loop 44 over Fox Creek and Rte. 109 over First Street. Project involves bridges A4012, A4010, A6240, A6241, A5805, and A4286.				10	79	1
AC-State 72				State 8	Local 0 Future Cost: 301 – 1,000			
County: St. Louis Route: OR 44 Anticipated Federal Category: NHPP		Job No: 653208 Scoping to repair the Votaw Levee at 0.3 mile east of Williams Road.				50	1	1
AC-State 2				State 0	Local 0 Future Cost: 1,001 – 2,000			
County: St. Louis Route: LP 44 Anticipated Federal Category: STBG		Job No: 653276 Scoping for pavement improvements from Neosho Street to east of Allenton.				0	40	50
AC-State 72				State 18	Local 0 Future Cost: 2,001 – 5,000			
County: St. Louis Route: IS 55 Anticipated Federal Category: STBG		Job No: 613187 Scoping for bridge improvements north of Lindbergh Boulevard to Loughborough Avenue. Project involves bridges A0607, A0591, A0532, A1057, A1075, A1076, and A1276.				20	220	710
Fed 744				State 186	Local 0 Future Cost: 15,001 – 25,000			
County: St. Louis Route: OR 64 Anticipated Federal Category: NHPP		Job No: 653237 Scoping for bridge improvements at Creve Coeur Creek and Rte. 141, and at Clayton Road over Rte. 141. Project involves bridges A4784, A4785, A4344, A4064, and A4067.				10	300	55
Fed 284				State 71	Local 0 Future Cost: 2,001 – 5,000			
County: St. Louis Route: US 67 Anticipated Federal Category: NHPP		Job No: 653280 Scoping for pavement and ADA Transition Plan improvements on Lindbergh Boulevard from Rte. D (Page Avenue) to Swan Drive.				0	70	511
AC-State 465				State 116	Local 0 Future Cost: 5,001 – 10,000			
County: St. Louis Route: US 67 Anticipated Federal Category: NHPP		Job No: 653282 Scoping for bridge improvements on Lindbergh Boulevard at Deer Creek. Project involves bridge H0989.				0	1	14
Fed 12				State 3	Local 0 Future Cost: 1 – 300			
County: St. Louis Route: CST BIG BEND RD Anticipated Federal Category: NHPP		Job No: 653270 Scoping for bridge, signal, and ADA Transition Plan improvements at I-44. Project involves bridge A1716.				0	100	521
Fed 497				State 124	Local 0 Future Cost: 5,001 – 10,000			



2018 - 2022 Scoping and Design Projects

Transportation Planning

PO Box 270
Jefferson City, MO 64102

						STATE FISCAL YEAR PROJECT BUDGETING (ENGINEERING)		
						Prior Prog.	7/2017- 6/2018	7/2018- 6/2022
County: St. Louis Route: RT D Anticipated Federal Category: NHPP	Job No: 653215	Scoping for pavement and ADA Transition Plan improvements from I-170 to St. Louis city limits.	AC-State 2	State 0	Local 0 Future Cost: 10,001 - 15,000	500	1	1
County: St. Louis Route: CST NORTH HANLEY RD Anticipated Federal Category: NHPP	Job No: 653271	Scoping for ADA Transition Plan improvements at I-70. Project involves bridge A6175.	AC-State 2	State 0	Local 0 Future Cost: 2,001 - 5,000	100	1	1
County: St. Louis Route: RT P Anticipated Federal Category: STBG	Job No: 653273	Scoping for pavement and ADA Transition Plan improvements from Rte. 366 (Watson Road) to Rte. 30 (Gravois Road).	AC-State 227	State 57	Local 0 Future Cost: 2,001 - 5,000	0	1	283
County: St. Louis City Route: MO 367 Anticipated Federal Category: NHPP	Job No: 653279	Scoping for pavement improvements from Halls Ferry Circle to I-70.	AC-State 9	State 2	Local 0 Future Cost: 301 - 1,000	0	10	1
County: St. Louis City Route: IS 64 Anticipated Federal Category: NHPP	Job No: 612222	Scoping for interchange improvements at 22nd Street. Project involves bridges A1523, A1528 and A0840.	Fed 1,351	State 150	Local 0 Future Cost: 15,001 - 25,000	1,613	1,500	1
County: St. Louis City Route: CST BROADWAY Anticipated Federal Category: STBG	Job No: 653272	Scoping for bridge improvements over I-70. Project involves bridge A0134.	AC-State 387	State 96	Local 0 Future Cost: 5,001 - 10,000	0	480	3
County: St. Louis City Route: RT H Anticipated Federal Category: NHPP	Job No: 653278	Scoping for pavement improvements from Adelaide Avenue to west of Riverview Drive and Hall Street intersection.	AC-State 9	State 2	Local 0 Future Cost: 5,001 - 10,000	0	10	1
County: Various Route: Various Anticipated Federal Category: STBG	Job No: 6P3024	Scoping for future project estimates on various routes in the St. Louis district.	Fed 81	State 20	Local 0 Future Cost: 301 - 1,000	203	100	1



2018 - 2022 Scoping and Design Projects

Transportation Planning

F.O. Item 279

Jafferson City, MO 64502

	2018	2019	2020	2021	2022
State	785	542	382	50	0
AC-State	1,731	1,247	925	48	0
Local	0	0	0	0	0
Sub-total State	2,516	1,789	1,307	98	0
Federal					
Sub-total Federal	2,267	962	660	181	0
Grand Total	4,783	2,751	1,967	279	0



2018 - 2022 Scoping and Design Projects

Transportation Planning

POB Box 270
Jefferson City, MO 64102

							STATE FISCAL YEAR PROJECT BUDGETING (ENGINEERING)		
							Prior Prog.	7/2017- 6/2018	7/2018- 6/2022
County: Cedar		Scoping for roadway improvements from Rte. J in Stockton to Rte. 13 in Bolivar.					0	5	15
Route: MO 32		Job No: 7P3288	AC-State	State	Local				
Anticipated Federal Category: STBG			16	4	0				
							Future Cost: 10,001 - 15,000		
County: Henry		Scoping for corridor improvements from Johnson County to 1.7 miles north of Clinton. Right of way in SFY					24	2	2
Route: MO 13		Job No: 4P1117	1999 for hardship acquisition.						
Anticipated Federal Category: NHPP			Fed	State	Local				
			4	0	0	Future Cost: 25,001 - 50,000			
County: Henry		Scoping for passing lane improvements on various major routes throughout the rural Southwest District.					16	10	20
Route: MO 13		Job No: 7P3043	Fed	State	Local				
Anticipated Federal Category: NHPP			24	6	0				
							Future Cost: 15,001 - 25,000		
County: Jasper		Scoping for pavement improvements from 1.5 miles east of Rte. 37 to 0.5 mile west of County Road 1010.					110	2	4
Route: IS 44		Job No: 7I2216	Fed	State	Local				
Anticipated Federal Category: NHPP			6	0	0				
							Future Cost: 2,001 - 5,000		
County: Jasper		Scoping for preventive maintenance on various sections of Route 249 and I-49 from 20th Street in Joplin to					0	2	6
Route: IS 49		Job No: 7I3067	Route 59 near Goodman.						
Anticipated Federal Category: NHPP			Fed	State	Local				
			8	0	0	Future Cost: 301 - 1,000			
County: Jasper		Scoping for roadway improvements from Rte. 171 (MacArthur Boulevard) to 13th Street in Webb City.					191	2	2
Route: LP 49		Job No: 7P0752	Fed	State	Local				
Anticipated Federal Category: NHPP			4	0	0				
							Future Cost: 2,001 - 5,000		
County: Jasper		Scoping for roadway improvements from Rte. V near Carthage to Rte. FF (32nd Street) in Joplin.					138	2	2
Route: IS 49		Job No: 7P0797M	Fed	State	Local				
Anticipated Federal Category: NHPP			4	0	0				
							Future Cost: 25,001 - 50,000		
County: Jasper		Scoping for bridge improvement on Range Line Road over KCS railroad. Project involves bridge L0833.					0	5	20
Route: LP 49		Job No: 7S3285	Fed	State	Local				
Anticipated Federal Category: NHPP			20	5	0				
							Future Cost: 2,001 - 5,000		



2018 - 2022 Scoping and Design Projects

						STATE FISCAL YEAR PROJECT BUDGETING (ENGINEERING)		
						Prior Prog.	7/2017- 6/2018	7/2018- 6/2022
County: Jasper Route: MO 66 Anticipated Federal Category: STBG	Job No: 7S2185	Scoping for roadway improvements on Seventh Street from 0.5 mile west of Rte. P to 0.1 mile west of Bus. 71 in Joplin.	Fed 32	State 8	Local 0 Future Cost: 25,001 - 50,000	246	10	30
County: Jasper Route: MO 96 Anticipated Federal Category: NHPP	Job No: 7S3171	Scoping for bridge improvements over White Oak Creek. Project involves bridge H0083.	Fed 6	State 0	Local 0 Future Cost: 1,001 - 2,000	2	2	4
County: Jasper Route: RT FF Anticipated Federal Category: NHPP	Job No: 7P3187B	Scoping for intersection improvements on 32nd Street at Indiana Avenue in Joplin.	Fed 4	State 0	Local 0 Future Cost: 301 - 1,000	69	2	2
County: Jasper Route: RT FF Anticipated Federal Category: NHPP	Job No: 7P3187C	Oversight of scoping for intersection improvements on 32nd Street at Connecticut Avenue in Joplin.	Fed 2	State 0	Local 0 Future Cost: 301 - 1,000	1	1	1
County: Jasper Route: RT TT Anticipated Federal Category: STBG	Job No: 7P2193B	Scoping for new sidewalks on Newman Road from Loop 49 (Rangeline Road) to Duquesne Road and on Loop 49 (Rangeline Road) from 0.1 mile north of Newman Road to North Park Lane. Project involves bridge L0832.	Fed 10	State 0	Local 0 Future Cost: 1 - 300	38	2	8
County: Jasper Route: Various Anticipated Federal Category: Earmark	Job No: 7P0847	Location and environmental study for new north/south corridor on west side of Joplin metropolitan area. \$3,641.71 2006 Appropriations Bill, Section 112 Demo ID MO181.	Fed 40	State 10	Local 0 Future Cost: 1 - 300	1,971	25	25
County: Jasper Route: RT Z Anticipated Federal Category: STBG	Job No: 7S2183	Scoping for pedestrian improvements and ADA Transition Plan accommodations from Harley Street to Karen Drive in Carl Junction.	Fed 4	State 0	Local 0 Future Cost: 2,001 - 5,000	25	2	2
County: Lawrence Route: IS 44 Anticipated Federal Category: NHPP	Job No: 7I3199	Scoping for westbound bridge improvement over Rte. H. Project involves bridge A0978.	Fed 6	State 0	Local 0 Future Cost: 1,001 - 2,000	2	2	4



2018 - 2022 Scoping and Design Projects

Transportation Planning

PO Box 270
Jefferson City, MO 64102

						STATE FISCAL YEAR PROJECT BUDGETING (ENGINEERING)		
						Prior Prog.	7/2017- 6/2018	7/2018- 6/2022
County: Newton Route: MO 43 Anticipated Federal Category: STBG	Job No: 7P3065	Oversight of scoping for intersection improvements on Hearnese Boulevard at 32nd Street in Joplin.	Fed 2	State 0	Local 0 Future Cost: 301 - 1,000	1	1	1
County: Newton Route: MO 43 Anticipated Federal Category: STBG	Job No: 7S3045	Scoping for roadway improvements on Hearnese Boulevard from Rte. FF (32nd Street) to I-44.	Fed 4	State 0	Local 0 Future Cost: 2,001 - 5,000	8	2	2
County: Newton Route: IS 44 Anticipated Federal Category: NHPP	Job No: 7I3213	Scoping for pavement improvements from Oklahoma State line to Loop 49 (Range Line Road) in Joplin.	Fed 8	State 0	Local 0 Future Cost: 2,001 - 5,000	0	2	6
County: Newton Route: IS 44 Anticipated Federal Category: Safety	Job No: 7I3286	Scoping for safety improvements from the Oklahoma State line to Route 360, and from 2.0 miles east of Rte. 125 to Rtes. Y/J in Conway.	Fed 135	State 15	Local 0 Future Cost: 10,001 - 15,000	0	50	100
County: Newton Route: LP 49 Anticipated Federal Category: STBG	Job No: 7S3006	Scoping for intersection and outer road improvements on Range Line Road at 36th Street in Joplin.	Fed 4	State 0	Local 0 Future Cost: 2,001 - 5,000	10	2	2
County: Polk Route: MO 13 Anticipated Federal Category: Safety	Job No: 7P3187F	Scoping for intersection safety improvements at Rte. U and Rte. Y in Bolivar.	Fed 4	State 0	Local 0 Future Cost: 301 - 1,000	46	2	2
County: Stone Route: MO 76 Anticipated Federal Category: NHPP	Job No: 8P2360	Scoping for capacity improvements from Rte. 13 in Branson West to Rte. 376 in Branson.	Fed 40	State 10	Local 0 Future Cost: 25,001 - 50,000	130	25	25
County: Taney Route: MO 86 Anticipated Federal Category: NHPP	Job No: 7S3194	Scoping for bridge improvement over Table Rock Lake. Project involves bridge A0590.	Fed 10	State 0	Local 0 Future Cost: 5,001 - 10,000	2	2	8
County: Various Route: Various Anticipated Federal Category: STBG	Job No: 7P3101	Scoping for ADA Transition Plan improvements at various locations in the rural Southwest District.	Fed 101	State 24	Local 0 Future Cost: 2,001 - 5,000	31	31	94



2018 - 2022 Scoping and Design Projects

Transportation Planning

F.O. Item 276

Jefferson City, MO 64502

	2018	2019	2020	2021	2022
State	134	134	121	116	1
AC-State	13	13	8	8	0
Local	0	0	0	0	0
Sub-total State	147	147	129	124	1
Federal					
Sub-total Federal	612	607	543	490	10
Grand Total	759	754	672	614	11



2018 - 2022 Scoping and Design Projects

Transportation Planning

PO Box 270
Jefferson City, MO 64102

						STATE FISCAL YEAR PROJECT BUDGETING (ENGINEERING)		
						Prior Prog.	7/2017- 6/2018	7/2018- 6/2022
County: Christian Route: MO 14 Anticipated Federal Category: STBG	Job No: 8P0588	Scoping for roadway improvements from west of Rte. 160 in Nixa to east of Rte. 65 in Ozark.	Fed 16	State 4	Local 0 Future Cost: 25,001 - 50,000	1,143	5	15
County: Christian Route: MO 14 Anticipated Federal Category: STBG	Job No: 8P3015	Scoping for intersection improvements on Jackson Street at Route NN in Ozark.	Fed 4	State 0	Local 0 Future Cost: 2,001 - 5,000	250	2	2
County: Christian Route: US 65 Anticipated Federal Category: NHPP	Job No: 8P0605	Scoping for capacity improvements from north of Valley Water Mill Road in Springfield to Rte. F in Ozark.	Fed 2,082	State 520	Local 0 Future Cost: 25,001 - 50,000	2,058	2,100	502
County: Christian Route: RT CC Anticipated Federal Category: STBG	Job No: 8S0736	Scoping for capacity and safety improvements from Main Street in Nixa to Pheasant Road in Ozark. To be scoped by Christian County.	Fed 4	State 0	Local 0 Future Cost: 25,001 - 50,000	80	2	2
County: Greene Route: US 160 Anticipated Federal Category: STBG	Job No: 8P0601	Scoping to improve capacity and safety from Rte. 123 in Willard to I-44 in Springfield.	Fed 16	State 4	Local 0 Future Cost: 10,001 - 15,000	104	5	15
County: Greene Route: US 160 Anticipated Federal Category: NHPP	Job No: 8P3033	Scoping for capacity improvements from Plainview Road in Springfield to south of South Street in Nixa.	Fed 6	State 0	Local 0 Future Cost: 25,001 - 50,000	2	2	4
County: Greene Route: IS 44 Anticipated Federal Category: NHPP	Job No: 8I3044	Scoping for roadway improvements from Loop 44 West Jct. (Chestnut Expressway) to Rte. 744 (Mulroy Road) in Springfield.	Fed 36	State 4	Local 0 Future Cost: 50,001 - 75,000	10	10	30
County: Greene Route: IS 44 Anticipated Federal Category: Safety	Job No: 8I3134	Scoping for safety improvements from Rte. 360 to 2.0 miles east of Rte. 125.	Fed 66	State 9	Local 0 Future Cost: 2,001 - 5,000	0	25	50



2018 - 2022 Scoping and Design Projects

Transportation Planning

PO Box 270
Jefferson City, MO 64102

						STATE FISCAL YEAR PROJECT BUDGETING (ENGINEERING)		
						Prior Prog.	7/2017- 6/2018	7/2018- 6/2022
County: Greene	Scoping for interchange improvements at Rte. 125 and outer roads from Farm Road 213 to Farm Road 247 in Rogersville.					308	10	30
Route: US 60	Job No: 8P0683E							
Anticipated Federal Category: NHPP		Fed 32	State 8	Local 0	Future Cost: 25,001 - 50,000			
County: Greene	Scoping for freeway improvements from 0.2 mile west of Highland Springs Road to 0.3 mile east of County Road 213.					16	10	30
Route: US 60	Job No: 8P0683G							
Anticipated Federal Category: NHPP		Fed 32	State 8	Local 0	Future Cost: 10,001 - 15,000			
County: Greene	Scoping for roadway improvements from County Road 194 to West Avenue in Republic.					25	10	30
Route: US 60	Job No: 8P0865							
Anticipated Federal Category: NHPP		Fed 32	State 8	Local 0	Future Cost: 5,001 - 10,000			
County: Greene	Scoping for capacity improvements on James River Freeway from Rte. 13 (Kansas Expressway) to Rte. 65.					8	2	2
Route: US 60	Job No: 8P3032							
Anticipated Federal Category: NHPP		Fed 4	State 0	Local 0	Future Cost: 15,001 - 25,000			
County: Greene	Scoping for potential interstate designation on Rtes. 60, 65 and 360 in the Springfield region.					20	20	60
Route: US 65	Job No: 8P3103							
Anticipated Federal Category: NHPP		Fed 64	State 16	Local 0	Future Cost: 1,001 - 2,000			
County: Greene	Scoping for safety and operational improvements on Glenstone Avenue from Loop 44 (Chestnut Expressway) to Battlefield Road.					0	50	4
Route: BU 65	Job No: 8S3131							
Anticipated Federal Category: NHPP		Fed 44	State 10	Local 0	Future Cost: 2,001 - 5,000			
County: Greene	Scoping for safety and operational improvements on Sunshine Street from Bus. 65 (Glenstone Avenue) to Bedford Avenue.					0	50	4
Route: RT D	Job No: 8S3133							
Anticipated Federal Category: NHPP		Fed 44	State 10	Local 0	Future Cost: 2,001 - 5,000			
County: Greene	Scoping for railroad crossing improvements on Brookline Avenue at BNSF railroad in Republic.					439	2	8
Route: RT MM	Job No: 8S0836							
Anticipated Federal Category: STBG		AC-State 10	State 0	Local 0	Future Cost: 25,001 - 50,000			



2018 - 2022 Scoping and Design Projects

Transportation Planning

POB Box 270
Jefferson City, MO 64102

						STATE FISCAL YEAR PROJECT BUDGETING (ENGINEERING)		
						Prior Prog.	7/2017- 6/2018	7/2018- 6/2022
County: Greene Route: RT MM Anticipated Federal Category: STBG	Job No: 8S0836B	Scoping for roadway improvements on Brookline Avenue from I-44 to Morning Star Lane in Republic.	Fed 10	State 0	Local 0 Future Cost: 15,001 - 25,000	2	2	8
County: Various Route: Various Anticipated Federal Category: STBG	Job No: 8P3065	Scoping for ADA Transition Plan improvements at various locations in the urban Southwest District.	Fed 34	State 8	Local 0 Future Cost: 1,001 - 2,000	10	11	31
County: Various Route: Various Anticipated Federal Category: NHPP	Job No: 8P3067	Scoping for bridge improvements at various locations in the urban Southwest District.	Fed 152	State 40	Local 0 Future Cost: 2,001 - 5,000	48	48	144
County: Various Route: Various Anticipated Federal Category: NHPP	Job No: 8P3068	Scoping for bridge preventive maintenance at various locations in the urban Southwest District.	Fed 15	State 4	Local 0 Future Cost: 301 - 1,000	5	5	14
County: Various Route: Various Anticipated Federal Category: Safety	Job No: 8P3069	Scoping for safety improvements at various locations in the urban Southwest District.	Fed 107	State 12	Local 0 Future Cost: 2,001 - 5,000	29	30	89
County: Various Route: Various Anticipated Federal Category: NHPP	Job No: 8P3099	Scoping for pavement improvements on major routes in the urban Southwest District.	Fed 69	State 17	Local 0 Future Cost: 10,001 - 15,000	21	21	65
County: Various Route: Various Anticipated Federal Category: STBG	Job No: 8S3066	Scoping for pavement improvements on minor routes at various locations in the urban Southwest District.	Fed 13	State 4	Local 0 Future Cost: 2,001 - 5,000	4	4	13
AC-State 10 Fed 2,882 State 686 Local 0 District Engineering Total:						4,582	2,426	1,152



2018 - 2022 Scoping and Design Projects

Transportation Planning

F.O. Item 276

Jefferson City, MO 64502

	2018	2019	2020	2021	2022
State	477	137	38	34	0
AC-State	2	2	2	2	2
Local	0	0	0	0	0
Sub-total State	479	139	40	36	2
Federal					
Sub-total Federal	1,947	592	187	154	2
Grand Total	2,426	731	227	190	4



2018 - 2022 Scoping and Design Projects

Transportation Planning

POB Box 270
Jefferson City, MO 64102

						STATE FISCAL YEAR PROJECT BUDGETING (ENGINEERING)		
						Prior Prog.	7/2017- 6/2018	7/2018- 6/2022
County: Butler Route: RT M Anticipated Federal Category: STBG	Job No: 953453	Scoping for safety improvements from County Road 472 to County Road 470.	AC-State 8	State 2	Local 0 Future Cost: 301 - 1,000	0	5	5
County: Cape Girardeau Route: MO 177 Anticipated Federal Category: STBG	Job No: 953452	Scoping for drainage improvements from County Road 651 to County Road 643.	AC-State 8	State 2	Local 0 Future Cost: 2,001 - 5,000	0	5	5
County: Cape Girardeau Route: US 61 Anticipated Federal Category: NHPP	Job No: 9P3122	Scoping for bridge improvements over I-55. Project involves bridge A0628.	Fed 6	State 1	Local 0 Future Cost: 301 - 1,000	10	5	2
County: Cape Girardeau Route: US 61 Anticipated Federal Category: STBG	Job No: 9P3450	Scoping for capacity improvements from I-55 to Rte. 25.	AC-State 8	State 2	Local 0 Future Cost: 5,001 - 10,000	0	5	5
County: Cape Girardeau Route: US 61 Anticipated Federal Category: NHPP	Job No: 9P3451	Scoping for intersection improvements at Shawnee Drive and Donna Drive in Jackson.	AC-State 8	State 2	Local 0 Future Cost: 1,001 - 2,000	0	5	5
County: Cape Girardeau Route: US 61 Anticipated Federal Category: STBG	Job No: 9P3460	Scoping for intersection improvements from Old Orchard Road to 0.2 mile south of Veteran's Memorial Drive.	AC-State 18	State 4	Local 0 Future Cost: 5,001 - 10,000	0	20	2
County: Dunklin Route: RT E Anticipated Federal Category: STBG	Job No: 953441	Scoping for capacity improvements from Rte. 84 to Rte. 25.	AC-State 8	State 2	Local 0 Future Cost: 301 - 1,000	0	5	5
County: Iron Route: MO 32 Anticipated Federal Category: STBG	Job No: 9P3447	Scoping for safety improvements from Rte. KK to Rte. Z.	AC-State 8	State 2	Local 0 Future Cost: 301 - 1,000	0	5	5
County: Mississippi Route: US 62 Anticipated Federal Category: STBG	Job No: 953325	Scoping for pavement improvements at I-57 Overpass approaches.	AC-State 16	State 4	Local 0 Future Cost: 1,001 - 2,000	0	10	10



2018 - 2022 Scoping and Design Projects

Transportation Planning

PO Box 270
Jefferson City, MO 64102

						STATE FISCAL YEAR PROJECT BUDGETING (ENGINEERING)		
						Prior Prog.	7/2017- 6/2018	7/2018- 6/2022
County: Oregon Route: MO 142 Anticipated Federal Category: STBG	Job No: 9P3444	Scoping for drainage improvements from bridge over Eleven Point River to Rte. UU.	AC-State 8	State 2	Local 0 Future Cost: 2,001 - 5,000	0	5	5
County: Ozark Route: US 160 Anticipated Federal Category: STBG	Job No: 9P3442	Scoping for safety improvements from 0.9 mile east of County Road 530 to 0.3 mile west of North Fork River.	AC-State 8	State 2	Local 0 Future Cost: 1,001 - 2,000	0	5	5
County: Perry Route: MO 51 Anticipated Federal Category: NHPP	Job No: 9P3239	Preparation of location study and environmental document for bridge improvements over Mississippi River at Chester. Project involves bridge L0135.	Fed 16	State 4	Local 0 Future Cost: 25,001 - 50,000	1,000	10	10
County: Reynolds Route: RT K Anticipated Federal Category: STBG	Job No: 9S3455	Scoping for safety improvements from Rte. 21 to Rte. 49.	AC-State 8	State 2	Local 0 Future Cost: 1,001 - 2,000	0	5	5
County: Ripley Route: MO 142 Anticipated Federal Category: STBG	Job No: 9S3454	Scoping for bridge improvements over Harris Creek and Ditch No. 2. Project involves bridges S0814 and T0758.	AC-State 8	State 2	Local 0 Future Cost: 1,001 - 2,000	0	5	5
County: Scott Route: MO 77 Anticipated Federal Category: STBG	Job No: 9S3401	Scoping for capacity improvements from 1 mile west of I-55 to I-55.	AC-State 8	State 2	Local 0 Future Cost: 301 - 1,000	0	5	5
County: Shannon Route: MO 19 Anticipated Federal Category: NHPP	Job No: 9P3305	Scoping for bridge improvements over Current River and Round Spring. Project involves bridges J0420 and G0804.	Fed 32	State 8	Local 0 Future Cost: 5,001 - 10,000	0	20	20
County: St. Francois Route: MO 8 Anticipated Federal Category: NHPP	Job No: 9P3448	Scoping for intersection improvements at Rte. 8 and State Street in Desloge.	AC-State 8	State 2	Local 0 Future Cost: 1,001 - 2,000	0	5	5
County: Ste. Genevieve Route: RT M Anticipated Federal Category: STBG	Job No: 9S3449	Scoping for safety improvements from Rte. 61 to Rte. N.	AC-State 8	State 2	Local 0 Future Cost: 1,001 - 2,000	0	5	5



2018 - 2022 Scoping and Design Projects

Transportation Planning

POB Box 270
Jefferson City, MO 64102

						STATE FISCAL YEAR PROJECT BUDGETING (ENGINEERING)		
						Prior Prog.	7/2017- 6/2018	7/2018- 6/2022
County: Various	Surveying to sell excess right of way parcels in Southeast District.					0	70	70
Route: Various	Job No: 953493	AC-State	State	Local	Future Cost: 0			
Anticipated Federal Category: STBG		112	28	0				
County: Wright	Scoping for capacity improvements from Red Springs County Road to Clouse Street.					0	5	5
Route: MO 95	Job No: 953443	AC-State	State	Local	Future Cost: 2,001 - 5,000			
Anticipated Federal Category: STBG		8	2	0				
		AC-State	Fed	State	Local	District Engineering Total:		
		258	54	77	0	1,010	205	184



2018 - 2022 Scoping and Design Projects

Transportation Planning

F.O. Item 276

Jaffarwan City, MO 64002

	2018	2019	2020	2021	2022
State	41	36	0	0	0
AC-State	136	122	0	0	0
Local	0	0	0	0	0
Sub-total State	177	158	0	0	0
Federal					
Sub-total Federal	28	26	0	0	0
Grand Total	205	184	0	0	0



2018 - 2022 Scoping and Design Projects

STATE FISCAL YEAR PROJECT BUDGETING (ENGINEERING)

DISTRICT	Prior Prog.	AC-State	Fed	State	Local	7/2017- 6/2018	7/2018- 6/2022
Northwest	98	98	117	31	0	112	134
Northeast	243	16	184	26	0	175	51
Kansas City (Non-TMA)	641	432	2,492	521	0	1,203	2,242
Kansas City (TMA)	5,963	1,745	3,186	1,029	0	2,563	3,397
Central	5,560	2,012	713	663	0	1,298	2,090
St. Louis	6,903	3,951	4,070	1,759	0	4,783	4,997
Southwest (Non-TMA)	3,898	42	2,262	506	0	759	2,051
Southwest (TMA)	4,582	10	2,882	686	0	2,426	1,152
Southeast	1,010	258	54	77	0	205	184
Summary	28,898	8,564	15,960	5,298	0	13,524	16,298



2018 - 2022 Scoping and Design Projects

Transportation Planning

F.O. Item 276

Jefferson City, MO 64502

Project Count: 347

	2018	2019	2020	2021	2022
State	2,351	1,388	941	487	131
AC-State	3,117	2,708	1,986	479	274
Local	0	0	0	0	0
Sub-total State	5,468	4,096	2,927	966	405
Federal					
Sub-total Federal	8,056	3,461	2,179	1,909	355
Grand Total	13,524	7,557	5,106	2,875	760

2018 – 2022 Highway and Bridge Construction Schedule RSMo 21.795.2(3)

The Highway and Bridge Construction Schedule identifies highway and bridge projects funded for right of way acquisition and/or construction during the five-year period between July 1, 2017, and June 30, 2022. Engineering costs for these projects are included as well.

Projects on this schedule are funded and represent a commitment to implement an improvement, purchase right of way and or construct. Projects on this schedule with right of way funding only represent a commitment to buy right of way, not a commitment to construct.

There are a number of assumptions and requirements that must be met for project construction to begin. Some assumptions and requirements apply to all projects. Other assumptions and requirements vary depending upon the complexity of the project. These assumptions are:

- The assumed funding levels from state and federal sources are reached.
- All environmental requirements and clearances are obtained.
- Any legal matters are resolved.
- Right of way acquisition and utility relocation occur as scheduled.
- Concurrence is obtained from the Metropolitan Planning Organizations for projects in the Cape Girardeau, Columbia, Fayetteville-Springdale-Rogers AR-MO, Jefferson City, Joplin, Kansas City, St. Joseph, St. Louis, and Springfield areas.



2018-2022 Highway and Bridge Construction Schedule

Transportation Planning

P.O. Box 270
Jefferson City, MO 65802

Construction contingency applied to construction cost in the year the project is awarded.
Three percent inflation compounded annually is applied to right-of-way and construction costs in program years 2, 3, 4, and 5.
No inflation is applied to the Funding From Other Sources (FFOS) or Payments.
Engineering includes PE costs, CE costs and R/W incidentals.

STATE FISCAL YEAR PROJECT BUDGETING						
	Prior Prog.	7/2017- 6/2018	7/2018- 6/2019	7/2019- 6/2020	7/2020- 6/2021	7/2021- 6/2022
FFOS:	3,551	139,346	59,552	57,540	59,895	53,745
Total R/W:	10,687	11,028	3,518	443	4,262	0
Total Construction:	0	904,304	895,335	772,103	208,234	142,543
Paybacks:	406,575	92,384	81,080	81,447	80,718	79,541
Sub-Total:	417,262	1,007,716	979,933	853,993	293,214	222,084
Total Engineering:	61,035	144,140	90,038	64,236	15,479	7,058
Grand Total:	478,297	1,151,856	1,069,971	918,229	308,693	229,142

	2018	2019	2020	2021	2022
State	232,509	238,793	201,798	110,312	95,302
AC-State	231,964	236,811	246,768	28,995	47,782
Local	54,551	6,265	3,705	1,705	1,705
Sub-total State	519,024	481,869	452,271	141,012	144,789
Federal					
Sub-total Federal	632,832	588,102	465,958	167,681	84,353
Grand Total	1,151,856	1,069,971	918,229	308,693	229,142

Project Count: 1,305

* Subject to the approval of the Transportation Improvement Plan by the governing Metropolitan Planning Organization.

Jun-8-2017

Section 4 - 1

Dollars in Thousands

District Program Summary

Statewide Totals

(Dollars in Millions)

Amounts include construction and right of way, excludes engineering.

State Fiscal Year	2018	2019	2020	2021	2022
Statewide Interstate And Major Bridge - Available					
Statewide Interstate And Major Bridge - FFOS	2.572	0.914	0.000	0.000	0.000
Statewide Interstate And Major Bridge - Fund Transfers	102.284	81.273	37.437	0.000	0.000
Statewide Interstate And Major Bridge - Carryover	-190.272	0.000	0.000	0.000	0.000
Award and Completed Project Adjustments	0.000	0.000	0.000	0.000	0.000
Statewide Interstate And Major Bridge - Total Available	-85.416	82.187	37.437	0.000	0.000
Statewide Interstate And Major Bridge - Programmed	102.459	84.548	45.475	0.000	0.000
Safety - Available	26.157	26.880	26.878	26.742	26.570
Safety - FFOS	7.642	8.009	17.561	17.237	17.332
Safety - Fund Transfers	-12.063	-8.665	-10.104	0.000	0.000
Safety - Carryover	20.594	0.000	0.000	0.000	0.000
Award and Completed Project Adjustments	0.664	0.850	0.062	0.481	0.000
Safety - Total Available	42.994	27.074	34.397	44.460	43.902
Safety - Programmed	35.131	22.512	41.485	19.008	20.102
Taking Care Of System - Available	253.389	260.408	260.376	259.068	257.403
Taking Care Of System - FFOS	69.230	22.440	13.274	9.784	9.708
Taking Care Of System - Fund Transfers	292.725	187.434	100.541	5.643	6.343
Taking Care Of System - Carryover	50.927	0.000	0.000	0.000	0.000
Award and Completed Project Adjustments	44.117	16.430	12.959	-3.340	0.000
Taking Care Of System - Total Available	710.388	486.712	387.150	271.155	273.454
Taking Care Of System - Programmed	668.918	652.421	666.109	184.858	114.823
Flexible & Other - Available					
Flexible & Other - FFOS	60.749	29.037	26.705	32.874	26.705
Flexible & Other - Fund Transfers	136.463	188.684	46.679	10.973	32.833
Flexible & Other - Carryover	-111.440	0.000	0.000	0.000	0.000
Award and Completed Project Adjustments	0.000	-4.420	-39.464	0.000	0.000
Flexible & Other - Total Available	85.772	213.301	33.920	43.847	59.538
Flexible & Other - Programmed	199.980	220.462	100.923	69.206	87.157
Statewide Safety - Available					
Statewide Safety - FFOS	0.000	0.000	0.000	0.000	0.000
Statewide Safety - Fund Transfers	1.228	0.000	0.000	0.000	0.000
Statewide Safety - Carryover	0.000	0.000	0.000	0.000	0.000
Award and Completed Project Adjustments	0.000	0.000	0.000	0.000	0.000
Statewide Safety - Total Available	1.228	0.000	0.000	0.000	0.000
Statewide Safety - Programmed	1.228	0.000	0.000	0.000	0.000
Statewide Major Projects & Emerging Needs - Available					
Statewide Major Projects & Emerging Needs - FFOS	0.000	0.000	0.000	0.000	0.000
Statewide Major Projects & Emerging Needs - Fund Transfers	0.000	0.000	0.000	0.000	0.000
Statewide Major Projects & Emerging Needs - Carryover	19.690	0.000	0.000	0.000	0.000
Award and Completed Project Adjustments	0.000	0.000	0.000	0.000	0.000
Statewide Major Projects & Emerging Needs - Total Available	19.690	0.000	0.000	0.000	0.000
Statewide Major Projects & Emerging Needs - Programmed	0.000	0.000	0.000	0.000	0.000
Statewide Amendment 3 - Available					
Statewide Amendment 3 - FFOS	1.885	0.000	0.000	0.000	0.000
Statewide Amendment 3 - Fund Transfers	0.000	0.000	0.000	18.437	0.000
Statewide Amendment 3 - Carryover	-37.343	0.000	0.000	0.000	0.000
Award and Completed Project Adjustments	0.000	0.000	0.000	0.000	0.000
Statewide Amendment 3 - Total Available	-35.458	0.000	0.000	18.437	0.000
Statewide Amendment 3 - Programmed	0.000	0.000	0.000	20.147	0.000

Note: Three percent inflation compounded annually applied to program years 2019 - 2022

Two percent construction contingency applied to construction.

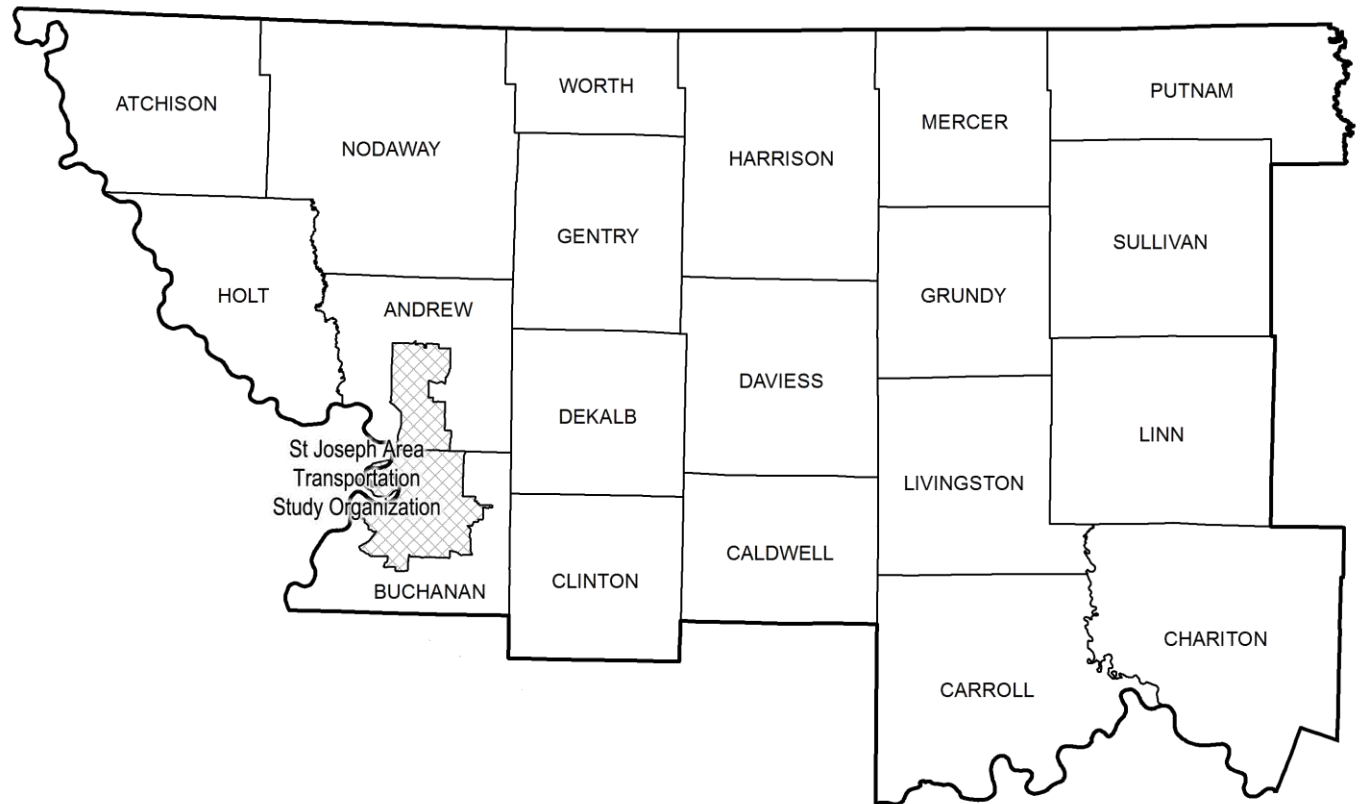
District Program Summary**Statewide Totals**

(Dollars in Millions)

Amounts include construction and right of way, excludes engineering.

Total Categorized Funding Available by SFY	739.198	809.274	492.904	377.899	376.894
Total Flexible Funds Available	269.305	216.545	478.932	491.988	479.134
Adjustments	44.781	12.860	-26.443	-2.859	0.000
Carryovers	-247.844				
Total Available by SFY	1,008.503	1,025.819	971.836	869.887	856.028
Total Programmed by SFY	1,007.716	979.943	853.992	293.219	222.082

*Note: Three percent inflation compounded annually applied to program years 2019 - 2022
Two percent construction contingency applied to construction.*



MoDOT's Northwest District

PROJECT DESCRIPTION KEY

2018-2022 Highway and Bridge Construction Schedule

Construction contingency applied to construction cost in the year the project is awarded.

Three percent project growth factor compounded annually is applied to right-of-way and construction in program years 2, 3, 4, and 5.

No inflation is applied to the Funding From Other Sources (FFOS) or Payments.

Engineering includes PE costs, CE costs, and R/W incidentals.

						STATE FISCAL YEAR PROJECT BUDGETING					
						Prior Prog.	7/2017 6/2018	7/2018 6/2019	7/2019 6/2020	7/2020 6/2021	7/2021 6/2022
County:	XX	Engineering:	99	9	0	0	0	0	0	0	0
Route:	XX	R/W:	0	0	99	0	0	0	0	0	0
Job No.:		Construction:	0	0	0	999	0	0	0	0	0
Length:											
Fund Cat:	MPO: Fed: State: Local:										
Sec Cat:	Award Date Anticipated Fed Cat:	FFOS:	0	0	0	99	0	0	0	0	0
TIP#	Future Cost: Estimate Total:	Payments:	0	99	0	0	0	0	0	0	0

Anticipated Federal
Funding Category^

Estimated cost range beyond 2022.

Date project is to be awarded to begin
construction (Season and calendar year for
2017 & 2018. SFY only beyond 2018).

Metropolitan Planning Organization (Y/N).

Project description and location.

County location of project.

Route location of project.

Project number used to track
project costs.

Total length in 1/100 miles.

Primary Funding Category.*

Secondary Funding Category.**

Transportation Improvement Program
number (MPO projects only).

Total project cost estimate.

Federal, Advanced CN-State,
State and Local share of project
costs.

Dollars programmed
in previous STIPs.

Dollars funded
from other
sources.

Dollars for construction,
utilities and
contingency.

Dollars for right-of-way
(land acquisition).

Dollars to be paid back for
accelerating the project or
payments to others.

Dollars for engineering that include
preliminary engineering, construction
engineering and right-of-way incidentals.

*Primary Funding Category:

Take Care of System
Statewide Interstate & Major Bridge
Safety
Statewide Safety
Flexible & Other
Amendment 3

**Secondary Funding Category:

Enhancements
Low Type Resurfacing
N - Ada Trans (ADA Transition Plan)
Preventive Maint (Preventive Maintenance)
Regional
Rehab And Reconst (Rehabilitation and Reconstruction)
Routine Maintenance
Safety
Systems Operations
Thin Lift Overlay
Urban Safety

^Anticipated Federal Funding Category:

CMAQ - Congestion Mitigation and Air Quality.

* Usually 80% Federal & 20% State funds.

Earmark - usually 80% Federal & 20% State funds.

NHFP - National Highway Freight Program.

* Usually 80% Federal & 20% State funds.

NHPP - National Highway Performance Program.

* Usually 80% Federal & 20% State funds.

* Sometimes 90% Federal & 10% State funds.

Safety - usually 90% Federal & 10% State funds.

State - No federal funds, state only funded.

STBG - Surface Transportation Block Grant program.

* Usually 80% Federal & 20% State funds.

(All Costs in Thousands)



2018-2022 Highway and Bridge Construction Schedule

Transportation Planning

P.O. Box 270
Jefferson City, MO 65102

Construction contingency applied to construction cost in the year the project is awarded.

Three percent project growth factor compounded annually is applied to right-of-way and construction costs in program years 2, 3, 4, and 5.

No inflation is applied to the Funding From Other Sources (FFOS) or Payments.

Engineering includes PE costs, CE costs and R/W incidentals.

						STATE FISCAL YEAR PROJECT BUDGETING					
						Prior Prog.	7/2017- 6/2018	7/2018- 6/2019	7/2019- 6/2020	7/2020- 6/2021	7/2021- 6/2022
County:	Andrew	Job Order Contracting for pavement repair from Rte. K to Platte County line. Includes				Engineering:	0	23	0	0	0
Route:	IS 29	I-229 in Andrew and Buchanan Counties.				R/W:	0	0	0	0	0
Job No.:	013004C					Construction:	0	250	0	0	0
Length:	44.04	MPO:	Y			FFOS:	0	0	0	0	0
Fund Cat:	Statewide Interstate And Major Bridge		AC-State:	245	State:	28	Local:	0			
Sec Cat:	Preventive Maint	Awd Date:	Spring 18	Anticipated Fed Cat:	NHPP		Payments:	0	0	0	0
TIP #:	HE-2018-03	Future Cost:	0	Estimate Total:	273						
County:	Andrew	Replace bridges over Hopkins Creek, 0.2 mile south of Rte. T near Amazonia. Project				Engineering:	6	178	297	431	0
Route:	IS 29	involves twin bridges A1293 in the northbound and southbound lanes.				R/W:	0	0	0	0	0
Job No.:	113109					Construction:	0	0	0	4,838	0
Length:	0.07	MPO:	N			FFOS:	0	0	0	0	0
Fund Cat:	Statewide Interstate And Major Bridge		Fed:	5,169	State:	575	Local:	0			
Sec Cat:	Rehab And Reconst	Awd Date:	2020	Anticipated Fed Cat:	NHPP		Payments:	0	0	0	0
TIP #:	BP-2018-02	Future Cost:	0	Estimate Total:	5,750						
County:	Andrew	Replace bridge over Agee Creek, 2 miles east of Rte. D near Whitesville. Project involves				Engineering:	0	15	37	50	0
Route:	MO 48	bridge K0085.				R/W:	0	0	5	0	0
Job No.:	1S3133					Construction:	0	0	0	536	0
Length:	0.10	MPO:	N			FFOS:	0	0	0	0	0
Fund Cat:	Taking Care Of System		Fed:	515	State:	128	Local:	0			
Sec Cat:	Rehab And Reconst	Awd Date:	2020	Anticipated Fed Cat:	NHPP		Payments:	0	0	0	0
TIP #:		Future Cost:	0	Estimate Total:	643						
County:	Andrew	Pavement improvements from I-29 to Loop 29 (North Belt Hwy.) at Country Club Village.				Engineering:	0	4	16	0	0
Route:	US 59					R/W:	0	0	0	0	0
Job No.:	1S3190					Construction:	0	0	206	0	0
Length:	1.77	MPO:	Y			FFOS:	0	0	0	0	0
Fund Cat:	Taking Care Of System		Fed:	181	State:	45	Local:	0			
Sec Cat:	Preventive Maint	Awd Date:	Fall 18	Anticipated Fed Cat:	NHPP		Payments:	0	0	0	0
TIP #:	RR-2018-06	Future Cost:	0	Estimate Total:	226						
County:	Andrew	Pavement improvements in disconnected sections from north of Rte. A in Nodaway				Engineering:	95	418	0	0	0
Route:	US 71	County to south of Rte. 48.				R/W:	0	0	0	0	0
Job No.:	1P3102					Construction:	0	5,200	0	0	0
Length:	11.78	MPO:	N			FFOS:	0	0	0	0	0
Fund Cat:	Taking Care Of System		AC-State:	4,495	State:	1,123	Local:	0			
Sec Cat:	Thin Lift Overlay	Awd Date:	Summer 17	Anticipated Fed Cat:	NHPP		Payments:	0	0	0	0
TIP #:		Future Cost:	0	Estimate Total:	5,713						

* Subject to the approval of the Transportation Improvement Program by the governing Metropolitan Planning Organization.

Jun-8-2017

Section 4 - 1

District Northwest

Dollars in Thousands



2018-2022 Highway and Bridge Construction Schedule

Transportation Planning

P.O. Box 270
Jefferson City, MO 65102

Construction contingency applied to construction cost in the year the project is awarded.

Three percent project growth factor compounded annually is applied to right-of-way and construction costs in program years 2, 3, 4, and 5.

No inflation is applied to the Funding From Other Sources (FFOS) or Payments.

Engineering includes PE costs, CE costs and R/W incidentals.

						STATE FISCAL YEAR PROJECT BUDGETING					
						Prior Prog.	7/2017- 6/2018	7/2018- 6/2019	7/2019- 6/2020	7/2020- 6/2021	7/2021- 6/2022
County: Andrew	Pavement shoulder improvements from Rte. 71, west of Savannah, to I-29 north of St. Joseph.					Engineering:	0	18	65	0	0
Route: BU 71						R/W:	0	0	0	0	0
Job No.: 1S3189						Construction:	0	0	876	0	0
Length: 8.75	MPO: Y					FFOS:	0	0	0	0	0
Fund Cat: Taking Care Of System					Fed: 767 State: 192 Local: 0	Payments:	0	0	0	0	0
Sec Cat: Preventive Maint	Awd Date: Fall 18	Anticipated Fed Cat: STBG									
TIP #: RR-2018-07	Future Cost: 0				Estimate Total: 959						
County: Andrew	Pavement improvements from Rte. 48 to Rte. 169 near Savannah. \$1,080,000 District Operation funds.					Engineering:	0	104	0	0	0
Route: RT D						R/W:	0	0	0	0	0
Job No.: 1S3201						Construction:	0	1,080	0	0	0
Length: 15.60	MPO: Y					FFOS:	0	1,080	0	0	0
Fund Cat: Taking Care Of System					AC-State: 947 State: 237 Local: 0	Payments:	0	0	0	0	0
Sec Cat: Low Type Resurfacing	Awd Date: Fall 17	Anticipated Fed Cat: STBG									
TIP #: RR-2018-05	Future Cost: 0				Estimate Total: 1,184						
County: Andrew	Pavement improvements from Rte. T, in Savannah, to Rte. 59 in Country Club Village.					Engineering:	2	1	17	67	0
Route: RT DD						R/W:	0	0	0	0	0
Job No.: 1S3171						Construction:	0	0	0	905	0
Length: 7.61	MPO: Y					FFOS:	0	0	0	0	0
Fund Cat: Taking Care Of System					Fed: 792 State: 198 Local: 0	Payments:	0	0	0	0	0
Sec Cat: Low Type Resurfacing	Awd Date: 2020	Anticipated Fed Cat: STBG									
TIP #: RR-2018-08	Future Cost: 0				Estimate Total: 992						
County: Andrew	Replace bridge over the Platte River, 1.5 miles west of Rte. Z near Cosby. Project involves bridge N0868.					Engineering:	78	351	153	0	0
Route: RT O						R/W:	0	16	0	0	0
Job No.: 1S0559						Construction:	0	0	2,205	0	0
Length: 0.15	MPO: N					FFOS:	0	0	0	0	0
Fund Cat: Taking Care Of System					Fed: 2,180 State: 545 Local: 0	Payments:	0	0	0	0	0
Sec Cat: Rehab And Reconst	Awd Date: Summer 18	Anticipated Fed Cat: NHPP									
TIP #: RR-2018-08	Future Cost: 0				Estimate Total: 2,803						
County: Atchison	Replace bridge over Mill Creek, 1 mile south of Rte. Z near Corning. Project involves bridge X0172.					Engineering:	41	202	93	0	0
Route: MO 111						R/W:	0	10	0	0	0
Job No.: 1S3055						Construction:	0	0	1,258	0	0
Length: 0.05	MPO: N					FFOS:	0	0	0	0	0
Fund Cat: Taking Care Of System					Fed: 1,250 State: 313 Local: 0	Payments:	0	0	0	0	0
Sec Cat: Rehab And Reconst	Awd Date: Summer 18	Anticipated Fed Cat: NHPP									
TIP #: RR-2018-08	Future Cost: 0				Estimate Total: 1,604						

* Subject to the approval of the Transportation Improvement Program by the governing Metropolitan Planning Organization.

Jun-8-2017

Section 4 - 2

District Northwest

Dollars in Thousands



2018-2022 Highway and Bridge Construction Schedule

Transportation Planning

P.O. Box 270
Jefferson City, MO 65102

Construction contingency applied to construction cost in the year the project is awarded.

Three percent project growth factor compounded annually is applied to right-of-way and construction costs in program years 2, 3, 4, and 5.

No inflation is applied to the Funding From Other Sources (FFOS) or Payments.

Engineering includes PE costs, CE costs and R/W incidentals.

Construction contingency applied to construction cost in the year the project is awarded. Three percent project growth factor compounded annually is applied to right-of-way and construction costs in program years 2, 3, 4, and 5. No inflation is applied to the Funding From Other Sources (FFOS) or Payments. Engineering includes PE costs, CE costs and R/W incidentals.											STATE FISCAL YEAR PROJECT BUDGETING					
											Prior Prog.	7/2017- 6/2018	7/2018- 6/2019	7/2019- 6/2020	7/2020- 6/2021	7/2021- 6/2022
County: Atchison	Replace bridge over East Fork Little Tarkio Creek, 0.5 mile west of the Nodaway County line near Tarkio. Project involves bridge J0023.					Engineering:	106	81	0	0	0	0				
Route: US 136						R/W:	5	0	0	0	0	0				
Job No.: 1P3101						Construction:	0	1,105	0	0	0	0				
Length: 0.02	MPO: N					FFOS:	0	0	0	0	0	0				
Fund Cat: Taking Care Of System	AC-State: 949	State: 237	Local: 0			Payments:	0	0	0	0	0	0				
Sec Cat: Rehab And Reconst	Awd Date: Summer 17	Anticipated Fed Cat: NHPP														
TIP #:	Future Cost: 0	Estimate Total: 1,297														
County: Atchison	Pavement improvements from I-29, in Rock Port, to Rte. O near Tarkio.					Engineering:	0	5	31	132	0	0				
Route: US 136						R/W:	0	0	0	0	0	0				
Job No.: 1P3193						Construction:	0	0	0	1,804	0	0				
Length: 11.44	MPO: N					FFOS:	0	0	0	0	0	0				
Fund Cat: Taking Care Of System	AC-State: 1,578	State: 394	Local: 0			Payments:	0	0	0	0	0	0				
Sec Cat: Low Type Resurfacing	Awd Date: 2020	Anticipated Fed Cat: NHPP														
TIP #:	Future Cost: 0	Estimate Total: 1,972														
County: Atchison	Pavement and shoulder improvements from Iowa State line to US 136, near Rock Port. \$679,000 from Open Container funds.					Engineering:	27	269	0	0	0	0				
Route: US 275						R/W:	0	0	0	0	0	0				
Job No.: 1S1042						Construction:	0	3,000	0	0	0	0				
Length: 15.57	MPO: N					FFOS:	0	679	0	0	0	0				
Fund Cat: Taking Care Of System	Fed: 2,615	State: 654	Local: 0			Payments:	0	0	0	0	0	0				
Sec Cat: Preventive Maint	Awd Date: Fall 17	Anticipated Fed Cat: STBG														
TIP #:	Future Cost: 0	Estimate Total: 3,296														
County: Atchison	Job Order Contracting for pavement repair from the Iowa State line to Rte. K in Andrew County.					Engineering:	0	23	0	0	0	0				
Route: IS 29						R/W:	0	0	0	0	0	0				
Job No.: 0I3004B						Construction:	0	250	0	0	0	0				
Length: 63.96	MPO: N					FFOS:	0	0	0	0	0	0				
Fund Cat: Statewide Interstate And Major Bridge	AC-State: 245	State: 28	Local: 0			Payments:	0	0	0	0	0	0				
Sec Cat: Preventive Maint	Awd Date: Spring 18	Anticipated Fed Cat: NHPP														
TIP #:	Future Cost: 0	Estimate Total: 273														
County: Atchison	Pavement and shoulder improvements from Iowa State line to Rte. 111 near Rock Port.					Engineering:	150	467	0	0	0	0				
Route: IS 29						R/W:	0	0	0	0	0	0				
Job No.: 1I3085						Construction:	0	6,251	0	0	0	0				
Length: 16.53	MPO: N					FFOS:	0	0	0	0	0	0				
Fund Cat: Statewide Interstate And Major Bridge	AC-State: 6,046	State: 672	Local: 0			Payments:	0	0	0	0	0	0				
Sec Cat: Rehab And Reconst	Awd Date: Summer 17	Anticipated Fed Cat: NHPP														
TIP #:	Future Cost: 0	Estimate Total: 6,868														

* Subject to the approval of the Transportation Improvement Program by the governing Metropolitan Planning Organization.

Jun-8-2017

Section 4 - 3

District Northwest

Dollars in Thousands



2018-2022 Highway and Bridge Construction Schedule

Construction contingency applied to construction cost in the year the project is awarded.

Three percent project growth factor compounded annually is applied to right-of-way and construction costs in program years 2, 3, 4, and 5.

No inflation is applied to the Funding From Other Sources (FFOS) or Payments.

Engineering includes PE costs, CE costs and R/W incidentals.

Construction contingency applied to construction cost in the year the project is awarded. Three percent project growth factor compounded annually is applied to right-of-way and construction costs in program years 2, 3, 4, and 5. No inflation is applied to the Funding From Other Sources (FFOS) or Payments. Engineering includes PE costs, CE costs and R/W incidentals.							STATE FISCAL YEAR PROJECT BUDGETING					
							Prior Prog.	7/2017- 6/2018	7/2018- 6/2019	7/2019- 6/2020	7/2020- 6/2021	7/2021- 6/2022
County: Atchison Route: RT J Job No.: 1S3054 Length: 0.09 MPO: N Fund Cat: Taking Care Of System Sec Cat: Rehab And Reconst Awd Date: Fall 18 Anticipated Fed Cat: NHPP TIP #: Future Cost: 0 Estimate Total: 1,815	Replace bridge over the Tarkio River, 0.6 mile east Rte. 59 near Fairfax. Project involves bridge L0447.						Engineering: 32	89	144	0	0	0
							R/W: 0	5	0	0	0	0
							Construction: 0	0	1,545	0	0	0
							FFOS: 0	0	0	0	0	0
							Payments: 0	0	0	0	0	0
County: Buchanan Route: MO 116 Job No.: 1S3129 Length: 0.12 MPO: N Fund Cat: Taking Care Of System Sec Cat: Rehab And Reconst Awd Date: 2019 Anticipated Fed Cat: NHPP TIP #: Future Cost: 0 Estimate Total: 1,499	Replace bridge over I-29, 1 mile east of Rte. 371 near Faucett. Project involves bridge A0074.						Engineering: 36	95	107	0	0	0
							R/W: 0	10	0	0	0	0
							Construction: 0	0	1,251	0	0	0
							FFOS: 0	0	0	0	0	0
							Payments: 0	0	0	0	0	0
County: Buchanan Route: US 169 Job No.: 1S3143 Length: 0.15 MPO: Y Fund Cat: Taking Care Of System Sec Cat: N- Ada Trans Awd Date: Winter 18 Anticipated Fed Cat: STBG TIP #: Future Cost: 0 Estimate Total: 380	ADA Transition Plan improvements at three intersections in St. Joseph. On Belt Hwy. at Wal-Mart South entrance and at Commons Drive. On Rte. AC at Pickett Road. \$273,000 Statewide Transportation Alternatives Funds. To be let in combination with 1S3143B.						Engineering: 0	39	0	0	0	0
							R/W: 0	0	0	0	0	0
							Construction: 0	341	0	0	0	0
							FFOS: 0	273	0	0	0	0
							Payments: 0	0	0	0	0	0
County: Buchanan Route: US 169 Job No.: 1S3143B Length: 0.10 MPO: Y Fund Cat: Taking Care Of System Sec Cat: N- Ada Trans Awd Date: Winter 18 Anticipated Fed Cat: STBG TIP #: BP-2018-03 Future Cost: 0 Estimate Total: 760	ADA Transition Plan improvements on Belt Hwy. at the intersections with Faraon St. and Rte. 36 in St. Joseph. \$527,000 from Statewide Transportation Alternatives funds. To be let in combination with 1S3143.						Engineering: 18	63	0	0	0	0
							R/W: 0	30	0	0	0	0
							Construction: 0	649	0	0	0	0
							FFOS: 0	527	0	0	0	0
							Payments: 0	0	0	0	0	0
County: Buchanan Route: IS 229 Job No.: 110904 Length: 2.47 MPO: Y Fund Cat: Statewide Interstate And Major Bridge Sec Cat: Rehab And Reconst Awd Date: Fall 17 Anticipated Fed Cat: NHPP TIP #: RR-2018-01 Future Cost: 0 Estimate Total: 2,140	Pavement improvements from 22nd Street to I-29 south intersection in St. Joseph.						Engineering: 7	180	0	0	0	0
							R/W: 0	0	0	0	0	0
							Construction: 0	1,953	0	0	0	0
							FFOS: 0	0	0	0	0	0
							Payments: 0	0	0	0	0	0

* Subject to the approval of the Transportation Improvement Program by the governing Metropolitan Planning Organization.



2018-2022 Highway and Bridge Construction Schedule

Transportation Planning

P.O. Box 270
Jefferson City, MO 65102

Construction contingency applied to construction cost in the year the project is awarded.

Three percent project growth factor compounded annually is applied to right-of-way and construction costs in program years 2, 3, 4, and 5.

No inflation is applied to the Funding From Other Sources (FFOS) or Payments.

Engineering includes PE costs, CE costs and R/W incidentals.

Construction contingency applied to construction cost in the year the project is awarded. Three percent project growth factor compounded annually is applied to right-of-way and construction costs in program years 2, 3, 4, and 5. No inflation is applied to the Funding From Other Sources (FFOS) or Payments. Engineering includes PE costs, CE costs and R/W incidentals.							STATE FISCAL YEAR PROJECT BUDGETING					
							Prior Prog.	7/2017- 6/2018	7/2018- 6/2019	7/2019- 6/2020	7/2020- 6/2021	7/2021- 6/2022
County: Buchanan	Pavement improvements from 1.5 miles south of Rte. O to Platte County line near Dearborn.		Engineering:	0	11	66	286	0	0			
Route: IS 29			R/W:	0	0	0	0	0	0			
Job No.: 1I3183			Construction:	0	0	0	3,916	0	0			
Length: 8.86	MPO: Y		FFOS:	0	0	0	0	0	0			
Fund Cat: Statewide Interstate And Major Bridge	AC-State: 3,851 State: 428 Local: 0		Payments:	0	0	0	0	0	0			
Sec Cat: Rehab And Reconst	Awd Date: 2020	Anticipated Fed Cat: NHPP										
TIP #: RR-2018-02	Future Cost: 0	Estimate Total: 4,279										
County: Buchanan	Bridge substructure rehabilitation over I-229 and 6th Street in St. Joseph. Project involves bridge L0319.		Engineering:	10	50	134	0	0	0			
Route: US 36			R/W:	0	0	0	0	0	0			
Job No.: 1P3120			Construction:	0	0	1,681	0	0	0			
Length: 0.23	MPO: Y		FFOS:	0	0	0	0	0	0			
Fund Cat: Statewide Interstate And Major Bridge	Fed: 1,493 State: 372 Local: 0		Payments:	0	0	0	0	0	0			
Sec Cat: Rehab And Reconst	Awd Date: Fall 18	Anticipated Fed Cat: NHPP										
TIP #: BP-2017-01	Future Cost: 0	Estimate Total: 1,875										
County: Buchanan	Pavement and shoulder improvements from Rte. 752, in St. Joseph, to Platte County line. \$500,000 from Open Container funds.		Engineering:	16	62	204	0	0	0			
Route: MO 371			R/W:	0	0	0	0	0	0			
Job No.: 1S3076			Construction:	0	0	2,678	0	0	0			
Length: 13.04	MPO: Y		FFOS:	0	0	500	0	0	0			
Fund Cat: Taking Care Of System	Fed: 2,355 State: 589 Local: 0		Payments:	0	0	0	0	0	0			
Sec Cat: Rehab And Reconst	Awd Date: Summer 18	Anticipated Fed Cat: STBG										
TIP #: RR-2018-02	Future Cost: 0	Estimate Total: 2,960										
County: Buchanan	Pavement improvements from Rte. 752 in St. Joseph to north of Rte. 45 intersection near Rushville.		Engineering:	0	51	195	0	0	0			
Route: US 59			R/W:	0	0	0	0	0	0			
Job No.: 1P3188			Construction:	0	0	2,575	0	0	0			
Length: 14.62	MPO: Y		FFOS:	0	0	0	0	0	0			
Fund Cat: Taking Care Of System	AC-State: 2,257 State: 564 Local: 0		Payments:	0	0	0	0	0	0			
Sec Cat: Thin Lift Overlay	Awd Date: Fall 18	Anticipated Fed Cat: NHPP										
TIP #: RR-2018-04	Future Cost: 0	Estimate Total: 2,821										
County: Buchanan	Pavement improvements from Rte. AC, in St. Joseph, to Rte. 31 near Clarksdale.		Engineering:	6	10	63	174	0	0			
Route: MO 6			R/W:	0	0	0	0	0	0			
Job No.: 1P3072			Construction:	0	0	0	2,197	0	0			
Length: 11.06	MPO: Y		FFOS:	0	0	0	0	0	0			
Fund Cat: Taking Care Of System	Fed: 1,956 State: 488 Local: 0		Payments:	0	0	0	0	0	0			
Sec Cat: Thin Lift Overlay	Awd Date: 2020	Anticipated Fed Cat: STBG										
TIP #: RR-2018-09	Future Cost: 0	Estimate Total: 2,450										

* Subject to the approval of the Transportation Improvement Program by the governing Metropolitan Planning Organization.

Jun-8-2017

Section 4 - 5

District Northwest

Dollars in Thousands



2018-2022 Highway and Bridge Construction Schedule

Transportation Planning

P.O. Box 270
Jefferson City, MO 65102

Construction contingency applied to construction cost in the year the project is awarded.

Three percent project growth factor compounded annually is applied to right-of-way and construction costs in program years 2, 3, 4, and 5.

No inflation is applied to the Funding From Other Sources (FFOS) or Payments.

Engineering includes PE costs, CE costs and R/W incidentals.

Construction contingency applied to construction cost in the year the project is awarded. Three percent project growth factor compounded annually is applied to right-of-way and construction costs in program years 2, 3, 4, and 5. No inflation is applied to the Funding From Other Sources (FFOS) or Payments. Engineering includes PE costs, CE costs and R/W incidentals.										STATE FISCAL YEAR PROJECT BUDGETING							
										Prior Prog.	7/2017- 6/2018	7/2018- 6/2019	7/2019- 6/2020	7/2020- 6/2021	7/2021- 6/2022		
County: Buchanan	Pavement improvements from Rte. 371 to I-229 in St. Joseph.									Engineering:	4	35	0	0	0	0	
Route: MO 752										R/W:	0	0	0	0	0	0	
Job No.: 1P3184										Construction:	0	400	0	0	0	0	
Length: 0.98	MPO: Y										FFOS:	0	0	0	0	0	0
Fund Cat: Taking Care Of System	AC-State: 348 State: 87 Local: 0									Payments:	0	0	0	0	0	0	
Sec Cat: Thin Lift Overlay	Awd Date: Fall 17	Anticipated Fed Cat: NHPP															
TIP #:	Future Cost: 0 Estimate Total: 439																
County: Buchanan	Pavement improvements from Rte. 169 to Rte. 116 near Gower.									Engineering:	0	2	15	52	0	0	
Route: RT E										R/W:	0	0	0	0	0	0	
Job No.: 1S3196										Construction:	0	0	0	743	0	0	
Length: 8.57	MPO: N										FFOS:	0	0	0	0	0	0
Fund Cat: Taking Care Of System	AC-State: 649 State: 163 Local: 0									Payments:	0	0	0	0	0	0	
Sec Cat: Low Type Resurfacing	Awd Date: 2020	Anticipated Fed Cat: STBG															
TIP #:	Future Cost: 0 Estimate Total: 812																
County: Buchanan	Pavement improvements from Rte. 371, near Faucett, to Rte. 169 in Gower.									Engineering:	0	5	18	76	0	0	
Route: RT H										R/W:	0	0	0	0	0	0	
Job No.: 1S3197										Construction:	0	0	0	1,061	0	0	
Length: 13.92	MPO: Y										FFOS:	0	0	0	0	0	0
Fund Cat: Taking Care Of System	AC-State: 928 State: 232 Local: 0									Payments:	0	0	0	0	0	0	
Sec Cat: Low Type Resurfacing	Awd Date: 2020	Anticipated Fed Cat: STBG															
TIP #:	RR-2018-10 Future Cost: 0 Estimate Total: 1,160																
County: Buchanan	Replace bridge expansion joints and update guardrail on various bridge ramps on I-229, Rte. 36, Rte. 752, and Rte. 759 in St. Joseph. Project involves bridges A0887, A2232, A2233, A2234, A2235, A3849, A3850 and A3147.									Engineering:	10	72	0	0	0	0	
Route: RP IS229N TO MO759N										R/W:	0	0	0	0	0	0	
Job No.: 1I3186										Construction:	0	830	0	0	0	0	
Length: 0.35	MPO: Y										FFOS:	0	0	0	0	0	0
Fund Cat: Taking Care Of System	Fed: 722 State: 180 Local: 0									Payments:	0	0	0	0	0	0	
Sec Cat: Rehab And Reconst	Awd Date: Winter 18	Anticipated Fed Cat: NHPP															
TIP #:	Future Cost: 0 Estimate Total: 912																
County: Caldwell	Pavement improvements in the westbound lanes from Rte. 13 to the Livingston County line, near Hamilton.									Engineering:	2	73	270	0	0	0	
Route: US 36										R/W:	0	0	0	0	0	0	
Job No.: 1P3165										Construction:	0	0	3,584	0	0	0	
Length: 13.01	MPO: N										FFOS:	0	0	0	0	0	0
Fund Cat: Taking Care Of System	Fed: 3,141 State: 786 Local: 0									Payments:	0	0	0	0	0	0	
Sec Cat: Thin Lift Overlay	Awd Date: Fall 18	Anticipated Fed Cat: NHPP															
TIP #:	Future Cost: 0 Estimate Total: 3,929																

* Subject to the approval of the Transportation Improvement Program by the governing Metropolitan Planning Organization.

Jun-8-2017

Section 4 - 6

District Northwest

Dollars in Thousands



2018-2022 Highway and Bridge Construction Schedule

Transportation Planning

P.O. Box 270
Jefferson City, MO 65102

Construction contingency applied to construction cost in the year the project is awarded.

Three percent project growth factor compounded annually is applied to right-of-way and construction costs in program years 2, 3, 4, and 5.

No inflation is applied to the Funding From Other Sources (FFOS) or Payments.

Engineering includes PE costs, CE costs and R/W incidentals.

Construction contingency applied to construction cost in the year the project is awarded. Three percent project growth factor compounded annually is applied to right-of-way and construction costs in program years 2, 3, 4, and 5. No inflation is applied to the Funding From Other Sources (FFOS) or Payments. Engineering includes PE costs, CE costs and R/W incidentals.							STATE FISCAL YEAR PROJECT BUDGETING					
							Prior Prog.	7/2017- 6/2018	7/2018- 6/2019	7/2019- 6/2020	7/2020- 6/2021	7/2021- 6/2022
County: Carroll Route: MO 10 Job No.: 1P3108 Length: 17.03 MPO: N Fund Cat: Taking Care Of System Sec Cat: Thin Lift Overlay Awd Date: Winter 18 TIP #: Future Cost: 0 Estimate Total: 2,271	Pavement improvements from Ray County line to Rte. 65 near Carrollton.		Engineering: 32 R/W: 0 Construction: 0 FFOS: 0 Payments: 0	153 0 2,086 0 0	0 0 0 0 0	0 0 0 0 0	0 0 0 0 0					
County: Carroll Route: US 24 Job No.: 1P3175 Length: 0.02 MPO: N Fund Cat: Taking Care Of System Sec Cat: Rehab And Reconst Awd Date: Summer 18 TIP #: Future Cost: 0 Estimate Total: 369	Bridge deck improvements on bridge over the Missouri River overflow, 1.9 miles north of Missouri River near Carrollton. Project involves bridge A2619.		Engineering: 2 R/W: 0 Construction: 0 FFOS: 0 Payments: 0	6 0 0 0 0	26 0 335 0 0	0 0 0 0 0	0 0 0 0 0					
County: Carroll Route: US 24 Job No.: 1P3176 Length: 0.12 MPO: N Fund Cat: Taking Care Of System Sec Cat: Rehab And Reconst Awd Date: Summer 18 TIP #: Future Cost: 0 Estimate Total: 1,781	Bridge deck improvements on the bridge over Wakenda Creek, 0.5 mile north of Rte. 10 near Carrollton. Project involves bridge A2906.		Engineering: 10 R/W: 0 Construction: 0 FFOS: 0 Payments: 0	18 0 0 0 0	116 0 1,637 0 0	0 0 0 0 0	0 0 0 0 0					
County: Carroll Route: US 24 Job No.: 2P2211 Length: 17.44 MPO: N Fund Cat: Taking Care Of System Sec Cat: Thin Lift Overlay Awd Date: 2019 TIP #: Future Cost: 0 Estimate Total: 4,539	Pavement and shoulder improvements from 1.9 miles east of Rte. 41, near Dewitt, to Rte. 5 in Keytesville. \$175,000 from Open Container funds.		Engineering: 77 R/W: 0 Construction: 0 FFOS: 0 Payments: 0	81 0 0 0 0	459 0 3,922 175 0	0 0 0 0 0	0 0 0 0 0					
County: Carroll Route: US 65 Job No.: 1P3147 Length: 0.35 MPO: N Fund Cat: Taking Care Of System Sec Cat: Preventive Maint Awd Date: Summer 18 TIP #: Future Cost: 0 Estimate Total: 1,222	Replace expansion joints on various bridges in Carroll, Daviess, Livingston and Linn Counties. Project involves bridges H0614, F0097, G0862, A3844 and A2053.		Engineering: 5 R/W: 0 Construction: 0 FFOS: 0 Payments: 0	15 0 0 0 0	84 0 1,118 0 0	0 0 0 0 0	0 0 0 0 0					

* Subject to the approval of the Transportation Improvement Program by the governing Metropolitan Planning Organization.

Jun-8-2017

Section 4 - 7

District Northwest

Dollars in Thousands



2018-2022 Highway and Bridge Construction Schedule

Transportation Planning

P.O. Box 270
Jefferson City, MO 65802

Construction contingency applied to construction cost in the year the project is awarded.

Three percent project growth factor compounded annually is applied to right-of-way and construction costs in program years 2, 3, 4, and 5.

No inflation is applied to the Funding From Other Sources (FFOS) or Payments.

Engineering includes PE costs, CE costs and R/W incidentals.

Construction contingency applied to construction cost in the year the project is awarded. Three percent project growth factor compounded annually is applied to right-of-way and construction costs in program years 2, 3, 4, and 5. No inflation is applied to the Funding From Other Sources (FFOS) or Payments. Engineering includes PE costs, CE costs and R/W incidentals.							STATE FISCAL YEAR PROJECT BUDGETING					
							Prior Prog.	7/2017- 6/2018	7/2018- 6/2019	7/2019- 6/2020	7/2020- 6/2021	7/2021- 6/2022
County: Carroll Route: RT J Job No.: 1L1801F Length: 9.94 MPO: N Fund Cat: Taking Care Of System Sec Cat: Low Type Resurfacing TIP #:	Pavement improvements from Rte. 65 to end of state maintenance, 2.7 miles east of Rte. 139, near Hale. AC-State: 736 State: 184 Local: 0 Awd Date: Fall 17 Anticipated Fed Cat: STBG Future Cost: 0 Estimate Total: 935						Engineering: 15 R/W: 0 Construction: 0 FFOS: 0 Payments: 0	64 0 856 0 0 0	0 0 0 0 0 0	0 0 0 0 0 0	0 0 0 0 0 0	0 0 0 0 0 0
County: Carroll Route: RT W Job No.: 1P2219C Length: 0.49 MPO: N Fund Cat: Taking Care Of System Sec Cat: Rehab And Reconst TIP #:	Improvements to sidewalks and pedestrian ramps in Bogard. Fed: 78 State: 19 Local: 0 Awd Date: 2020 Anticipated Fed Cat: STBG Future Cost: 0 Estimate Total: 110						Engineering: 13 R/W: 0 Construction: 0 FFOS: 0 Payments: 0	1 0 0 0 0 0	1 0 0 0 0 0	6 0 89 0 0 0	0 0 0 0 0 0	0 0 0 0 0 0
County: Carroll Route: RT Z Job No.: 2S2185 Length: 0.02 MPO: N Fund Cat: Taking Care Of System Sec Cat: Rehab And Reconst TIP #:	Replace bridge over Tater Hill Creek, 1.1 miles west of Rte. 65 near Coloma. Project involves bridge T0267. Fed: 725 State: 180 Local: 0 Awd Date: 2021 Anticipated Fed Cat: NHPP Future Cost: 0 Estimate Total: 927						Engineering: 22 R/W: 0 Construction: 0 FFOS: 0 Payments: 0	1 0 0 0 0 0	17 0 0 0 0 0	43 5 0 0 0 0	59 0 780 0 0 0	0 0 0 0 0 0
County: Chariton Route: MO 129 Job No.: 1S3170 Length: 20.79 MPO: N Fund Cat: Taking Care Of System Sec Cat: Low Type Resurfacing TIP #:	Pavement improvements from Macon County line to Rte. PP in Salisbury. Fed: 1,882 State: 471 Local: 0 Awd Date: 2020 Anticipated Fed Cat: STBG Future Cost: 0 Estimate Total: 2,355						Engineering: 2 R/W: 0 Construction: 0 FFOS: 0 Payments: 0	3 0 0 0 0 0	42 0 0 0 0 0	154 0 2,154 0 0 0	0 0 0 0 0 0	0 0 0 0 0 0
County: Chariton Route: MO 139 Job No.: 1S3157 Length: 0.09 MPO: N Fund Cat: Taking Care Of System Sec Cat: Rehab And Reconst TIP #:	Replace bridge over Grand River Overflow, 1.6 miles west of Rte. EE near Sumner. Project involves bridge R0420. Fed: 1,920 State: 480 Local: 0 Awd Date: 2021 Anticipated Fed Cat: NHPP Future Cost: 0 Estimate Total: 2,403						Engineering: 3 R/W: 0 Construction: 0 FFOS: 0 Payments: 0	1 0 0 0 0 0	82 0 0 0 0 0	163 0 0 0 0 0	153 0 2,001 0 0 0	0 0 0 0 0 0

* Subject to the approval of the Transportation Improvement Program by the governing Metropolitan Planning Organization.

Jun-8-2017

Section 4 - 8

District Northwest

Dollars in Thousands



2018-2022 Highway and Bridge Construction Schedule

Construction contingency applied to construction cost in the year the project is awarded.

Three percent project growth factor compounded annually is applied to right-of-way and construction costs in program years 2, 3, 4, and 5.

No inflation is applied to the Funding From Other Sources (FFOS) or Payments.

Engineering includes PE costs, CE costs and R/W incidentals.

Construction contingency applied to construction cost in the year the project is awarded. Three percent project growth factor compounded annually is applied to right-of-way and construction costs in program years 2, 3, 4, and 5. No inflation is applied to the Funding From Other Sources (FFOS) or Payments. Engineering includes PE costs, CE costs and R/W incidentals.							STATE FISCAL YEAR PROJECT BUDGETING					
							Prior Prog.	7/2017- 6/2018	7/2018- 6/2019	7/2019- 6/2020	7/2020- 6/2021	7/2021- 6/2022
County: Chariton Route: US 24 Job No.: 1P3132 Length: 0.12 MPO: N Fund Cat: Taking Care Of System Sec Cat: Rehab And Reconst Awd Date: 2020 Anticipated Fed Cat: NHPP TIP #: Future Cost: 0 Estimate Total: 2,175	Replace bridge over Middle Fork Chariton River, 1.8 miles west of Rte. 129 near Salisbury. Project involves bridge G0826.	Engineering: 5 R/W: 0 Construction: 0 FFOS: 0 Payments: 0	44 0 0 0 0	149 5 0 0 0	141 0 1,831 0 0	0 0 0 0 0						
County: Chariton Route: US 24 Job No.: 1P3177 Length: 0.12 MPO: N Fund Cat: Taking Care Of System Sec Cat: Preventive Maint Awd Date: Summer 18 Anticipated Fed Cat: NHPP TIP #: Future Cost: 0 Estimate Total: 258	Replace expansion joints on the bridge over Long Creek, 0.7 mile west of Rte. KK near Keytesville. Project involves bridge A3778.	Engineering: 2 R/W: 0 Construction: 0 FFOS: 0 Payments: 0	7 0 0 0 0	18 0 231 0 0	0 0 0 0 0	0 0 0 0 0						
County: Chariton Route: US 24 Job No.: 1P3178 Length: 0.10 MPO: N Fund Cat: Taking Care Of System Sec Cat: Preventive Maint Awd Date: Summer 18 Anticipated Fed Cat: NHPP TIP #: Future Cost: 0 Estimate Total: 332	Replace expansion joints on the bridge over Chariton River, 0.3 mile west of Rte. KK near Keytesville. Project involves bridge A3779.	Engineering: 2 R/W: 0 Construction: 0 FFOS: 0 Payments: 0	7 0 0 0 0	23 0 300 0 0	0 0 0 0 0	0 0 0 0 0						
County: Chariton Route: US 24 Job No.: 2P2182 Length: 0.08 MPO: N Fund Cat: Taking Care Of System Sec Cat: Rehab And Reconst Awd Date: Summer 18 Anticipated Fed Cat: NHPP TIP #: Future Cost: 0 Estimate Total: 2,936	Replace bridge over Mussel Fork River, 0.1 mile west of Keytesville. Project involves bridge H0520.	Engineering: 81 R/W: 0 Construction: 0 FFOS: 0 Payments: 0	142 5 0 0 0	226 0 2,482 0 0	0 0 0 0 0	0 0 0 0 0						
County: Chariton Route: US 24 Job No.: 2P2183 Length: 0.06 MPO: N Fund Cat: Taking Care Of System Sec Cat: Rehab And Reconst Awd Date: 2020 Anticipated Fed Cat: NHPP TIP #: Future Cost: 0 Estimate Total: 2,447	Replace bridge to the overflow structure of the Middle Fork Chariton River, 1.5 miles east of Rte. 129 near Salisbury. Project involves bridge G0891.	Engineering: 59 R/W: 0 Construction: 0 FFOS: 0 Payments: 0	50 0 0 0 0	133 0 0 0 0	157 0 2,048 0 0	0 0 0 0 0						

* Subject to the approval of the Transportation Improvement Program by the governing Metropolitan Planning Organization.



2018-2022 Highway and Bridge Construction Schedule

Transportation Planning

P.O. Box 270
Jefferson City, MO 65102

Construction contingency applied to construction cost in the year the project is awarded.

Three percent project growth factor compounded annually is applied to right-of-way and construction costs in program years 2, 3, 4, and 5.

No inflation is applied to the Funding From Other Sources (FFOS) or Payments.

Engineering includes PE costs, CE costs and R/W incidentals.

Construction contingency applied to construction cost in the year the project is awarded. Three percent project growth factor compounded annually is applied to right-of-way and construction costs in program years 2, 3, 4, and 5. No inflation is applied to the Funding From Other Sources (FFOS) or Payments. Engineering includes PE costs, CE costs and R/W incidentals.							STATE FISCAL YEAR PROJECT BUDGETING					
							Prior Prog.	7/2017- 6/2018	7/2018- 6/2019	7/2019- 6/2020	7/2020- 6/2021	7/2021- 6/2022
County: Chariton Route: MO 5 Job No.: 1P3024 Length: 20.15 MPO: N Fund Cat: Taking Care Of System Sec Cat: Rehab And Reconst Awd Date: Fall 18 TIP #: Future Cost: 0	Pavement and shoulder improvements from Marceline to Rte. 24 in Keytesville.				Fed: 2,848 State: 713 Local: 0 Anticipated Fed Cat: STBG Estimate Total: 3,598	Engineering: 37 R/W: 0 Construction: 0 FFOS: 0 Payments: 0	69 3 0 0 0	244 0 3,245 0 0	0 0 0 0 0	0 0 0 0 0	0 0 0 0 0	
County: Clinton Route: MO 116 Job No.: 1P1043 Length: 13.25 MPO: N Fund Cat: Taking Care Of System Sec Cat: Thin Lift Overlay Awd Date: 2020 TIP #: Future Cost: 0	Pavement and shoulder improvements from Rte. 169 to Rte. 33 at Lathrop.				Fed: 2,320 State: 579 Local: 0 Anticipated Fed Cat: STBG Estimate Total: 2,899	Engineering: 0 R/W: 0 Construction: 0 FFOS: 0 Payments: 0	7 0 0 0 0	45 0 0 0 0	195 0 2,652 0 0	0 0 0 0 0	0 0 0 0 0	
County: Clinton Route: MO 116 Job No.: 1S3125 Length: 0.02 MPO: N Fund Cat: Taking Care Of System Sec Cat: Rehab And Reconst Awd Date: Winter 18 TIP #: Future Cost: 0	Replace bridge over McGuire Creek, 1.7 miles west of Rte. 169 near Gower. Project involves bridge Z0383.				AC-State: 253 State: 63 Local: 0 Anticipated Fed Cat: STBG Estimate Total: 331	Engineering: 15 R/W: 0 Construction: 0 FFOS: 0 Payments: 0	30 2 284 0 0	0 0 0 0 0	0 0 0 0 0	0 0 0 0 0	0 0 0 0 0	
County: Clinton Route: US 169 Job No.: 1P3103 Length: 0.19 MPO: N Fund Cat: Taking Care Of System Sec Cat: Rehab And Reconst Awd Date: Summer 18 TIP #: Future Cost: 0	Replace bridge over Castile Creek, 1 mile southeast of Gower. Project involves bridge L0679.				Fed: 2,535 State: 634 Local: 0 Anticipated Fed Cat: NHPP Estimate Total: 3,244	Engineering: 75 R/W: 0 Construction: 0 FFOS: 0 Payments: 0	410 5 0 0 0	178 0 2,576 0 0	0 0 0 0 0	0 0 0 0 0	0 0 0 0 0	
County: Clinton Route: IS 35 Job No.: 1I3016 Length: 5.08 MPO: N Fund Cat: Statewide Interstate And Major Bridge Sec Cat: Rehab And Reconst Awd Date: 2020 TIP #: Future Cost: 0	Pavement improvements from DeKalb County line to Shoal Creek, near Cameron.				AC-State: 2,187 State: 243 Local: 0 Anticipated Fed Cat: NHPP Estimate Total: 2,430	Engineering: 0 R/W: 0 Construction: 0 FFOS: 0 Payments: 0	6 0 0 0 0	38 0 0 0 0	112 0 2,274 0 0	0 0 0 0 0	0 0 0 0 0	

* Subject to the approval of the Transportation Improvement Program by the governing Metropolitan Planning Organization.

Jun-8-2017

Section 4 - 10

District Northwest

Dollars in Thousands



2018-2022 Highway and Bridge Construction Schedule

Transportation Planning

P.O. Box 270
Jefferson City, MO 65102

Construction contingency applied to construction cost in the year the project is awarded.

Three percent project growth factor compounded annually is applied to right-of-way and construction costs in program years 2, 3, 4, and 5.

No inflation is applied to the Funding From Other Sources (FFOS) or Payments.

Engineering includes PE costs, CE costs and R/W incidentals.

Construction contingency applied to construction cost in the year the project is awarded. Three percent project growth factor compounded annually is applied to right-of-way and construction costs in program years 2, 3, 4, and 5. No inflation is applied to the Funding From Other Sources (FFOS) or Payments. Engineering includes PE costs, CE costs and R/W incidentals.							STATE FISCAL YEAR PROJECT BUDGETING					
							Prior Prog.	7/2017- 6/2018	7/2018- 6/2019	7/2019- 6/2020	7/2020- 6/2021	7/2021- 6/2022
County: Clinton Route: IS 35 Job No.: 113018 Length: 8.26 MPO: N Fund Cat: Statewide Interstate And Major Bridge Sec Cat: Rehab And Reconst Awd Date: 2020 Anticipated Fed Cat: NHPP TIP #: Future Cost: 0 Estimate Total: 4,039	Pavement improvements from north of Rte. 116 to Clay County line near Holt.						Engineering: 5	10	62	271	0	0
							R/W: 0	0	0	0	0	0
							Construction: 0	0	0	3,691	0	0
							FFOS: 0	0	0	0	0	0
							Payments: 0	0	0	0	0	0
County: Clinton Route: US 69 Job No.: 1S3059 Length: 0.13 MPO: N Fund Cat: Taking Care Of System Sec Cat: Rehab And Reconst Awd Date: 2019 Anticipated Fed Cat: NHPP TIP #: Future Cost: 0 Estimate Total: 1,019	Replace bridge deck over I-35, 4.4 miles south of Cameron. Project involves bridge A1152.						Engineering: 19	32	74	0	0	
							R/W: 0	0	0	0	0	0
							Construction: 0	0	894	0	0	0
							FFOS: 0	0	0	0	0	0
							Payments: 0	0	0	0	0	0
County: Clinton Route: RT C Job No.: 1S3088 Length: 8.08 MPO: Y Fund Cat: Taking Care Of System Sec Cat: Preventive Maint Awd Date: Fall 17 Anticipated Fed Cat: STBG TIP #: Future Cost: 0 Estimate Total: 1,567	Pavement and shoulder improvements from south city limits of Plattsburg to Rte. CC in Clay County. \$760,000 Open Container funds. Project to be let in combination with 4P3051B.						Engineering: 36	103	0	0	0	
							R/W: 6	0	0	0	0	0
							Construction: 0	1,422	0	0	0	0
							FFOS: 0	760	0	0	0	0
							Payments: 0	0	0	0	0	0
County: Daviess Route: MO 13 Job No.: 1S0579 Length: 0.15 MPO: N Fund Cat: Taking Care Of System Sec Cat: Rehab And Reconst Awd Date: Spring 18 Anticipated Fed Cat: NHPP TIP #: Future Cost: 0 Estimate Total: 1,571	Replace bridge over Honey Creek, 0.5 mile north of Rte. HH near Gallatin. Project involves bridge J0860.						Engineering: 148	101	0	0	0	
							R/W: 0	10	0	0	0	0
							Construction: 0	1,312	0	0	0	0
							FFOS: 0	0	0	0	0	0
							Payments: 0	0	0	0	0	0
County: Daviess Route: IS 35 Job No.: 0I3004E Length: 32.17 MPO: N Fund Cat: Statewide Interstate And Major Bridge Sec Cat: Preventive Maint Awd Date: Spring 18 Anticipated Fed Cat: NHPP TIP #: Future Cost: 0 Estimate Total: 273	Job Order Contracting for pavement repair from Rte. 6 near Winston to the Clay County line.						Engineering: 0	23	0	0	0	
							R/W: 0	0	0	0	0	0
							Construction: 0	250	0	0	0	0
							FFOS: 0	0	0	0	0	0
							Payments: 0	0	0	0	0	0

* Subject to the approval of the Transportation Improvement Program by the governing Metropolitan Planning Organization.

Jun-8-2017

Section 4 - 11

District Northwest

Dollars in Thousands



2018-2022 Highway and Bridge Construction Schedule

Transportation Planning

P.O. Box 270
Jefferson City, MO 65102

Construction contingency applied to construction cost in the year the project is awarded.

Three percent project growth factor compounded annually is applied to right-of-way and construction costs in program years 2, 3, 4, and 5.

No inflation is applied to the Funding From Other Sources (FFOS) or Payments.

Engineering includes PE costs, CE costs and R/W incidentals.

Construction contingency applied to construction cost in the year the project is awarded. Three percent project growth factor compounded annually is applied to right-of-way and construction costs in program years 2, 3, 4, and 5. No inflation is applied to the Funding From Other Sources (FFOS) or Payments. Engineering includes PE costs, CE costs and R/W incidentals.										STATE FISCAL YEAR PROJECT BUDGETING					
										Prior Prog.	7/2017- 6/2018	7/2018- 6/2019	7/2019- 6/2020	7/2020- 6/2021	7/2021- 6/2022
County: Daviess	Replace expansion joints on northbound and southbound lane bridges over the Grand River and the Grand River overflow, south of Rte. C near Pattonsburg. Project involves bridges A1756 and A1758.				Engineering:	0	20	79	0	0	0				
Route: IS 35					R/W:	0	0	0	0	0	0				
Job No.: 1I3192					Construction:	0	0	1,030	0	0	0				
Length: 0.62	MPO: N				FFOS:	0	0	0	0	0	0				
Fund Cat: Taking Care Of System		Fed: 1,016	State: 113	Local: 0	Payments:	0	0	0	0	0	0				
Sec Cat: Preventive Maint	Awd Date: Summer 18	Anticipated Fed Cat: NHPP													
TIP #:		Future Cost: 0	Estimate Total: 1,129												
County: Daviess	Pavement and shoulder improvements from I-35 to Rte. 6 near Altamont.				Engineering:	4	28	0	0	0	0				
Route: US 69					R/W:	0	0	0	0	0	0				
Job No.: 1L1801D					Construction:	0	288	0	0	0	0				
Length: 3.18	MPO: N				FFOS:	0	0	0	0	0	0				
Fund Cat: Taking Care Of System		AC-State: 252	State: 64	Local: 0	Payments:	0	0	0	0	0	0				
Sec Cat: Low Type Resurfacing	Awd Date: Fall 17	Anticipated Fed Cat: STBG													
TIP #:		Future Cost: 0	Estimate Total: 320												
County: Daviess	Pavement improvements on Rte. 69 and Rte. 6 from I-35 to the city limits of Trenton.				Engineering:	0	10	43	173	0	0				
Route: US 69					R/W:	0	0	0	0	0	0				
Job No.: 1P3199					Construction:	0	0	0	2,440	0	0				
Length: 34.90	MPO: N				FFOS:	0	0	0	0	0	0				
Fund Cat: Taking Care Of System		AC-State: 2,132	State: 534	Local: 0	Payments:	0	0	0	0	0	0				
Sec Cat: Preventive Maint	Awd Date: 2020	Anticipated Fed Cat: NHPP													
TIP #:		Future Cost: 0	Estimate Total: 2,666												
County: Daviess	Replace bridge deck over I-35, 3.8 miles west of Rte. 13 near Coffey. Project involves bridge A1917.				Engineering:	15	25	59	0	0	0				
Route: RT B					R/W:	0	0	0	0	0	0				
Job No.: 1S3141					Construction:	0	0	734	0	0	0				
Length: 0.11	MPO: N				FFOS:	0	0	0	0	0	0				
Fund Cat: Taking Care Of System		Fed: 654	State: 164	Local: 0	Payments:	0	0	0	0	0	0				
Sec Cat: Rehab And Reconst	Awd Date: 2019	Anticipated Fed Cat: NHPP													
TIP #:		Future Cost: 0	Estimate Total: 833												
County: Daviess	Replace bridge deck over I-35, 0.8 mile east of Rte. 69 near Pattonsburg. Project involves bridge A1809.				Engineering:	14	24	67	0	0	0				
Route: RT C					R/W:	0	0	0	0	0	0				
Job No.: 1S3131					Construction:	0	0	852	0	0	0				
Length: 0.11	MPO: N				FFOS:	0	0	0	0	0	0				
Fund Cat: Taking Care Of System		Fed: 755	State: 188	Local: 0	Payments:	0	0	0	0	0	0				
Sec Cat: Rehab And Reconst	Awd Date: 2019	Anticipated Fed Cat: NHPP													
TIP #:		Future Cost: 0	Estimate Total: 957												

* Subject to the approval of the Transportation Improvement Program by the governing Metropolitan Planning Organization.

Jun-8-2017

Section 4 - 12

District Northwest

Dollars in Thousands



2018-2022 Highway and Bridge Construction Schedule

Transportation Planning

P.O. Box 270
Jefferson City, MO 65102

Construction contingency applied to construction cost in the year the project is awarded.

Three percent project growth factor compounded annually is applied to right-of-way and construction costs in program years 2, 3, 4, and 5.

No inflation is applied to the Funding From Other Sources (FFOS) or Payments.

Engineering includes PE costs, CE costs and R/W incidentals.

Construction contingency applied to construction cost in the year the project is awarded. Three percent project growth factor compounded annually is applied to right-of-way and construction costs in program years 2, 3, 4, and 5. No inflation is applied to the Funding From Other Sources (FFOS) or Payments. Engineering includes PE costs, CE costs and R/W incidentals.										STATE FISCAL YEAR PROJECT BUDGETING						
										Prior Prog.	7/2017- 6/2018	7/2018- 6/2019	7/2019- 6/2020	7/2020- 6/2021	7/2021- 6/2022	
County: Daviess	Replace bridge deck over I-35, 1 mile east of Rte. 69 near Pattonsburg. Project involves									Engineering:	8	22	54	0	0	0
Route: RT DD	bridge A1807.									R/W:	0	0	0	0	0	0
Job No.: 1S3130										Construction:	0	0	735	0	0	0
Length: 0.11	MPO: N									FFOS:	0	0	0	0	0	0
Fund Cat: Taking Care Of System	Fed: 649 State: 162 Local: 0									Payments:	0	0	0	0	0	0
Sec Cat: Rehab And Reconst	Awd Date: 2019 Anticipated Fed Cat: NHPP															
TIP #:	Future Cost: 0 Estimate Total: 819															
County: Daviess	Replace bridge deck over I-35, 1 mile west of Rte. 69 near Altamont. Project involves									Engineering:	22	18	49	0	0	0
Route: RT KK	bridge A1801.									R/W:	0	0	0	0	0	0
Job No.: 1S2166										Construction:	0	0	618	0	0	0
Length: 0.08	MPO: N									FFOS:	0	0	0	0	0	0
Fund Cat: Taking Care Of System	Fed: 547 State: 138 Local: 0									Payments:	0	0	0	0	0	0
Sec Cat: Rehab And Reconst	Awd Date: 2019 Anticipated Fed Cat: NHPP															
TIP #:	Future Cost: 0 Estimate Total: 707															
County: Dekalb	Replace bridge over Third Fork Platte River, 0.3 mile west of Rte. F near Union Star.									Engineering:	35	77	108	0	0	0
Route: US 169	Project involves bridge J0605.									R/W:	0	5	0	0	0	0
Job No.: 1P3146										Construction:	0	0	1,146	0	0	0
Length: 0.07	MPO: N									FFOS:	0	0	0	0	0	0
Fund Cat: Taking Care Of System	Fed: 1,070 State: 266 Local: 0									Payments:	0	0	0	0	0	0
Sec Cat: Rehab And Reconst	Awd Date: 2019 Anticipated Fed Cat: NHPP															
TIP #:	Future Cost: 0 Estimate Total: 1,371															
County: Dekalb	Pavement improvements in the eastbound lane from east of Grindstone Creek to Caldwell									Engineering:	87	245	0	0	0	0
Route: US 36	County line, and in the westbound lane from east of Rte. C to east of Caldwell County line									R/W:	0	0	0	0	0	0
Job No.: 1P0918	near Cameron.									Construction:	0	3,079	0	0	0	0
Length: 5.90	MPO: N									FFOS:	0	0	0	0	0	0
Fund Cat: Taking Care Of System	AC-State: 2,659 State: 665 Local: 0									Payments:	0	0	0	0	0	0
Sec Cat: Thin Lift Overlay	Awd Date: Summer 17 Anticipated Fed Cat: NHPP															
TIP #:	Future Cost: 0 Estimate Total: 3,411															
County: Dekalb	Reconstruct the horizontal curve in the westbound lane 0.2 mile east of Rte. 33 near									Engineering:	126	139	0	0	0	0
Route: US 36	Osborn.									R/W:	5	0	0	0	0	0
Job No.: 1P3086										Construction:	0	1,948	0	0	0	0
Length: 0.41	MPO: N									FFOS:	0	0	0	0	0	0
Fund Cat: Safety	Fed: 1,878 State: 209 Local: 0									Payments:	0	0	0	0	0	0
Sec Cat: Safety	Awd Date: Summer 17 Anticipated Fed Cat: Safety															
TIP #:	Future Cost: 0 Estimate Total: 2,218															

* Subject to the approval of the Transportation Improvement Program by the governing Metropolitan Planning Organization.

Jun-8-2017

Section 4 - 13

District Northwest

Dollars in Thousands



2018-2022 Highway and Bridge Construction Schedule

Transportation Planning

P.O. Box 270
Jefferson City, MO 65102

Construction contingency applied to construction cost in the year the project is awarded.

Three percent project growth factor compounded annually is applied to right-of-way and construction costs in program years 2, 3, 4, and 5.

No inflation is applied to the Funding From Other Sources (FFOS) or Payments.

Engineering includes PE costs, CE costs and R/W incidentals.

Construction contingency applied to construction cost in the year the project is awarded. Three percent project growth factor compounded annually is applied to right-of-way and construction costs in program years 2, 3, 4, and 5. No inflation is applied to the Funding From Other Sources (FFOS) or Payments. Engineering includes PE costs, CE costs and R/W incidentals.							STATE FISCAL YEAR PROJECT BUDGETING					
							Prior Prog.	7/2017- 6/2018	7/2018- 6/2019	7/2019- 6/2020	7/2020- 6/2021	7/2021- 6/2022
County: Dekalb Route: US 36 Job No.: 1P3105 Length: 10.50 MPO: N Fund Cat: Taking Care Of System Sec Cat: Thin Lift Overlay Awd Date: Summer 17 TIP #: Future Cost: 0 Estimate Total: 1,918	Pavement improvements on eastbound lanes from east of Rte. 31 to Rte. 33 (north) near Osborn.						Engineering: 50	137	0	0	0	0
							R/W: 0	0	0	0	0	0
							Construction: 0	1,731	0	0	0	0
							FFOS: 0	0	0	0	0	0
							Payments: 0	0	0	0	0	0
County: Dekalb Route: 36 Job No.: 1P3187 Length: 0.00 MPO: N Fund Cat: Taking Care Of System Sec Cat: Routine Maintenance Awd Date: Fall 17 TIP #: Future Cost: 0 Estimate Total: 467	Guardrail improvements in the eastbound and westbound lanes within the county limits.						Engineering: 15	52	0	0	0	0
							R/W: 0	0	0	0	0	0
							Construction: 0	400	0	0	0	0
							FFOS: 0	0	0	0	0	0
							Payments: 0	0	0	0	0	0
County: Dekalb Route: RT A Job No.: 1S3136 Length: 0.13 MPO: N Fund Cat: Taking Care Of System Sec Cat: Rehab And Reconst Awd Date: 2021 TIP #: Future Cost: 0 Estimate Total: 793	Replace bridge deck over Lost Creek, 0.5 mile south of Rte. W near Maysville. Project involves bridge A1378.						Engineering: 2	1	7	16	55	0
							R/W: 0	0	0	0	0	0
							Construction: 0	0	0	0	712	0
							FFOS: 0	0	0	0	0	0
							Payments: 0	0	0	0	0	0
County: Dekalb Route: RT A Job No.: 1S3137 Length: 0.10 MPO: N Fund Cat: Taking Care Of System Sec Cat: Rehab And Reconst Awd Date: 2020 TIP #: Future Cost: 0 Estimate Total: 631	Replace bridge over North Fork Lost Creek, 1.6 miles south of Rte. Z near Maysville. Project involves bridge T0641.						Engineering: 2	8	32	54	0	0
							R/W: 0	0	5	0	0	0
							Construction: 0	0	0	530	0	0
							FFOS: 0	0	0	0	0	0
							Payments: 0	0	0	0	0	0
County: Dekalb Route: RT D Job No.: 1S0588 Length: 0.40 MPO: N Fund Cat: Taking Care Of System Sec Cat: Rehab And Reconst Awd Date: 2020 TIP #: Future Cost: 0 Estimate Total: 771	Replace bridge over Ervens Branch, 0.4 mile north of Rte. W near Maysville. Project involves bridge S0419.						Engineering: 17	40	26	41	0	0
							R/W: 0	0	10	0	0	0
							Construction: 0	0	0	637	0	0
							FFOS: 0	0	0	0	0	0
							Payments: 0	0	0	0	0	0

* Subject to the approval of the Transportation Improvement Program by the governing Metropolitan Planning Organization.

Jun-8-2017

Section 4 - 14

District Northwest

Dollars in Thousands



2018-2022 Highway and Bridge Construction Schedule

Construction contingency applied to construction cost in the year the project is awarded.

Three percent project growth factor compounded annually is applied to right-of-way and construction costs in program years 2, 3, 4, and 5.

No inflation is applied to the Funding From Other Sources (FFOS) or Payments.

Engineering includes PE costs, CE costs and R/W incidentals.

Construction contingency applied to construction cost in the year the project is awarded. Three percent project growth factor compounded annually is applied to right-of-way and construction costs in program years 2, 3, 4, and 5. No inflation is applied to the Funding From Other Sources (FFOS) or Payments. Engineering includes PE costs, CE costs and R/W incidentals.							STATE FISCAL YEAR PROJECT BUDGETING					
							Prior Prog.	7/2017- 6/2018	7/2018- 6/2019	7/2019- 6/2020	7/2020- 6/2021	7/2021- 6/2022
County: Dekalb Route: RT W Job No.: 1S3202 Length: 5.05 MPO: N Fund Cat: Taking Care Of System Sec Cat: Low Type Resurfacing TIP #:	Pavement improvements from Rte. A to Rte. D near Maysville. \$470,000 District Operations funds.						Engineering: 0	52	0	0	0	0
							R/W: 0	0	0	0	0	0
							Construction: 0	470	0	0	0	0
	AC-State: 418 State: 104 Local: 0						FFOS: 0	470	0	0	0	0
	Awd Date: Fall 17 Anticipated Fed Cat: STBG						Payments: 0	0	0	0	0	0
	Future Cost: 0 Estimate Total: 522											
County: Gentry Route: US 136 Job No.: 1P3006 Length: 3.86 MPO: N Fund Cat: Taking Care Of System Sec Cat: Thin Lift Overlay TIP #:	Pavement improvements from 1.1 miles east of Rte. 169 to 0.5 mile west of Rte. C in Albany.						Engineering: 38	84	0	0	0	
							R/W: 0	0	0	0	0	0
							Construction: 0	1,088	0	0	0	0
	AC-State: 937 State: 235 Local: 0						FFOS: 0	0	0	0	0	0
	Awd Date: Fall 17 Anticipated Fed Cat: NHPP						Payments: 0	0	0	0	0	0
	Future Cost: 0 Estimate Total: 1,210											
County: Gentry Route: US 169 Job No.: 1P3106 Length: 0.14 MPO: N Fund Cat: Taking Care Of System Sec Cat: Rehab And Reconst TIP #:	Replace bridge deck over Middle Fork Grand River, 0.6 mile east of Rte. YY near Gentry. Project involves bridge A0729.						Engineering: 5	1	5	33	93	
							R/W: 0	0	0	0	0	0
							Construction: 0	0	0	0	1,204	0
	Fed: 1,069 State: 267 Local: 0						FFOS: 0	0	0	0	0	0
	Awd Date: 2021 Anticipated Fed Cat: NHPP						Payments: 0	0	0	0	0	0
	Future Cost: 0 Estimate Total: 1,341											
County: Grundy Route: MO 6 Job No.: 1P3144 Length: 1.69 MPO: N Fund Cat: Taking Care Of System Sec Cat: Thin Lift Overlay TIP #:	Pavement and ADA Transition Plan improvements in Trenton from west city limits to Rte. 65. Includes work to replace pedestrian curb ramps and state owned sidewalks. \$300,000 from Statewide Transportation Alternative funds.						Engineering: 5	82	90	0	0	
							R/W: 0	5	0	0	0	0
							Construction: 0	0	860	0	0	0
	Fed: 830 State: 207 Local: 0						FFOS: 0	4	296	0	0	0
	Awd Date: Summer 18 Anticipated Fed Cat: NHPP						Payments: 0	0	0	0	0	0
	Future Cost: 0 Estimate Total: 1,042											
County: Harrison Route: IS 35 Job No.: 0I3004D Length: 49.20 MPO: N Fund Cat: Statewide Interstate And Major Bridge Sec Cat: Preventive Maint TIP #:	Job Order Contracting for pavement repair from the Iowa State line to Rte. 6 in Daviess County near Winston.						Engineering: 0	23	0	0	0	
							R/W: 0	0	0	0	0	0
							Construction: 0	250	0	0	0	0
	AC-State: 245 State: 28 Local: 0						FFOS: 0	0	0	0	0	0
	Awd Date: Spring 18 Anticipated Fed Cat: NHPP						Payments: 0	0	0	0	0	0
	Future Cost: 0 Estimate Total: 273											

* Subject to the approval of the Transportation Improvement Program by the governing Metropolitan Planning Organization.



2018-2022 Highway and Bridge Construction Schedule

Construction contingency applied to construction cost in the year the project is awarded.

Three percent project growth factor compounded annually is applied to right-of-way and construction costs in program years 2, 3, 4, and 5.

No inflation is applied to the Funding From Other Sources (FFOS) or Payments.

Engineering includes PE costs, CE costs and R/W incidentals.

Construction contingency applied to construction cost in the year the project is awarded. Three percent project growth factor compounded annually is applied to right-of-way and construction costs in program years 2, 3, 4, and 5. No inflation is applied to the Funding From Other Sources (FFOS) or Payments. Engineering includes PE costs, CE costs and R/W incidentals.							STATE FISCAL YEAR PROJECT BUDGETING						
							Prior Prog.	7/2017- 6/2018	7/2018- 6/2019	7/2019- 6/2020	7/2020- 6/2021	7/2021- 6/2022	
County: Harrison	Pavement improvements from Rte. 136 at Bethany to Rte. C near Pattonsburg.						Engineering:	10	22	110	474	0	0
Route: IS 35							R/W:	0	0	0	0	0	0
Job No.: 110914							Construction:	0	0	0	6,471	0	0
Length: 14.17	MPO: N						FFOS:	0	0	0	0	0	0
Fund Cat: Statewide Interstate And Major Bridge	Fed: 6,369 State: 708 Local: 0						Payments:	0	0	0	0	0	0
Sec Cat: Rehab And Reconst	Awd Date: 2020 Anticipated Fed Cat: NHPP												
TIP #:	Future Cost: 0 Estimate Total: 7,087												
County: Harrison	Pavement improvements from Rte. N, at Eagleville, to Rte. 136 at Bethany. Excludes concrete pavement in the southbound lanes north of Bethany.						Engineering:	20	134	742	0	0	0
Route: IS 35							R/W:	0	0	0	0	0	0
Job No.: 113017							Construction:	0	0	6,180	0	0	0
Length: 14.08	MPO: N						FFOS:	0	0	0	0	0	0
Fund Cat: Statewide Interstate And Major Bridge	AC-State: 6,350 State: 706 Local: 0						Payments:	0	0	0	0	0	0
Sec Cat: Rehab And Reconst	Awd Date: Fall 18 Anticipated Fed Cat: NHPP												
TIP #:	Future Cost: 0 Estimate Total: 7,076												
County: Harrison	Pavement and bridge improvements from Iowa State line to Rte. N at Eagleville, including the northbound lane bridge at the Iowa State line. Project involves bridge A2739.						Engineering:	5	473	0	0	0	0
Route: IS 35							R/W:	0	0	0	0	0	0
Job No.: 113169							Construction:	0	4,800	0	0	0	0
Length: 7.88	MPO: N						FFOS:	0	0	0	0	0	0
Fund Cat: Statewide Interstate And Major Bridge	AC-State: 4,746 State: 527 Local: 0						Payments:	0	0	0	0	0	0
Sec Cat: Rehab And Reconst	Awd Date: Fall 17 Anticipated Fed Cat: NHPP												
TIP #:	Future Cost: 0 Estimate Total: 5,278												
County: Harrison	Pavement improvements from Rte. 136 to Rte. C, near Pattonsburg.						Engineering:	9	106	0	0	0	0
Route: US 69							R/W:	0	0	0	0	0	0
Job No.: 1L1801B							Construction:	0	1,073	0	0	0	0
Length: 12.68	MPO: N						FFOS:	0	0	0	0	0	0
Fund Cat: Taking Care Of System	AC-State: 943 State: 236 Local: 0						Payments:	0	0	0	0	0	0
Sec Cat: Low Type Resurfacing	Awd Date: Fall 17 Anticipated Fed Cat: STBG												
TIP #:	Future Cost: 0 Estimate Total: 1,188												
County: Harrison	Replace bridge deck over Big Muddy Creek, 0.1 mile south of Rte. M. Project involves bridge N0408.						Engineering:	10	26	0	0	0	0
Route: RT EE							R/W:	0	0	0	0	0	0
Job No.: 1S3123							Construction:	0	300	0	0	0	0
Length: 0.07	MPO: N						FFOS:	0	0	0	0	0	0
Fund Cat: Taking Care Of System	Fed: 261 State: 65 Local: 0						Payments:	0	0	0	0	0	0
Sec Cat: Rehab And Reconst	Awd Date: Fall 17 Anticipated Fed Cat: NHPP												
TIP #:	Future Cost: 0 Estimate Total: 336												

* Subject to the approval of the Transportation Improvement Program by the governing Metropolitan Planning Organization.



2018-2022 Highway and Bridge Construction Schedule

Transportation Planning

P.O. Box 270
Jefferson City, MO 65102

Construction contingency applied to construction cost in the year the project is awarded.

Three percent project growth factor compounded annually is applied to right-of-way and construction costs in program years 2, 3, 4, and 5.

No inflation is applied to the Funding From Other Sources (FFOS) or Payments.

Engineering includes PE costs, CE costs and R/W incidentals.

						STATE FISCAL YEAR PROJECT BUDGETING					
						Prior Prog.	7/2017- 6/2018	7/2018- 6/2019	7/2019- 6/2020	7/2020- 6/2021	7/2021- 6/2022
County: Harrison	Replace bridge deck over I-35, 1.3 miles west of Rte. 13 near Coffey. Project involves					Engineering:	15	59	0	0	0
Route: RT H	bridge A1919.					R/W:	0	0	0	0	0
Job No.: 1S3124						Construction:	0	720	0	0	0
Length: 0.13	MPO: N					FFOS:	0	0	0	0	0
Fund Cat: Taking Care Of System					Fed: 623 State: 156 Local: 0	Payments:	0	0	0	0	0
Sec Cat: Rehab And Reconst	Awd Date: Fall 17	Anticipated Fed Cat: NHPP									
TIP #:	Future Cost: 0				Estimate Total: 794						
County: Harrison	Bridge painting on various bridges in Harrison, Daviess, Holt, Sullivan and Clinton					Engineering:	0	7	46	157	0
Route: RT H	Counties. Project involves bridges A1919, N0408, A1801, A1807, A1809, A1917, N0366,					R/W:	0	0	0	0	0
Job No.: 1S3181	P0528, A1152 and A2535.					Construction:	0	0	0	2,228	0
Length: 0.90	MPO: N					FFOS:	0	0	0	0	0
Fund Cat: Taking Care Of System					Fed: 1,950 State: 488 Local: 0	Payments:	0	0	0	0	0
Sec Cat: Preventive Maint	Awd Date: 2020	Anticipated Fed Cat: NHPP									
TIP #:	Future Cost: 0				Estimate Total: 2,438						
County: Harrison	Replace bridge over White Oak Creek, 0.4 mile west of Rte. TT near McFall. Project					Engineering:	3	1	30	50	73
Route: RT P	involves bridge P0576.					R/W:	0	0	0	0	0
Job No.: 1S3158						Construction:	0	0	0	0	850
Length: 0.02	MPO: N					FFOS:	0	0	0	0	0
Fund Cat: Taking Care Of System					Fed: 803 State: 201 Local: 0	Payments:	0	0	0	0	0
Sec Cat: Rehab And Reconst	Awd Date: 2021	Anticipated Fed Cat: NHPP									
TIP #:	Future Cost: 0				Estimate Total: 1,007						
County: Harrison	Replace bridge over Coal Creek, 1.2 miles north of Rte. WW near Cainsville. Project					Engineering:	10	5	5	10	46
Route: RT V	involves bridge N0373.					R/W:	0	0	0	0	0
Job No.: 1S3122						Construction:	0	0	0	0	646
Length: 0.06	MPO: N					FFOS:	0	0	0	0	0
Fund Cat: Taking Care Of System					Fed: 570 State: 142 Local: 0	Payments:	0	0	0	0	0
Sec Cat: Rehab And Reconst	Awd Date: 2021	Anticipated Fed Cat: NHPP									
TIP #:	Future Cost: 0				Estimate Total: 722						
County: Holt	Pavement and shoulder improvements from Rte. T, in Forest City, to Rte. 59 in Oregon.					Engineering:	5	15	35	0	0
Route: MO 111						R/W:	0	0	0	0	0
Job No.: 1S3153						Construction:	0	0	371	0	0
Length: 2.48	MPO: N					FFOS:	0	0	0	0	0
Fund Cat: Taking Care Of System					Fed: 337 State: 84 Local: 0	Payments:	0	0	0	0	0
Sec Cat: Rehab And Reconst	Awd Date: Summer 18	Anticipated Fed Cat: STBG									
TIP #:	Future Cost: 0				Estimate Total: 426						

* Subject to the approval of the Transportation Improvement Program by the governing Metropolitan Planning Organization.

Jun-8-2017

Section 4 - 17

District Northwest

Dollars in Thousands



2018-2022 Highway and Bridge Construction Schedule

Transportation Planning

P.O. Box 270
Jefferson City, MO 65102

Construction contingency applied to construction cost in the year the project is awarded.

Three percent project growth factor compounded annually is applied to right-of-way and construction costs in program years 2, 3, 4, and 5.

No inflation is applied to the Funding From Other Sources (FFOS) or Payments.

Engineering includes PE costs, CE costs and R/W incidentals.

						STATE FISCAL YEAR PROJECT BUDGETING					
						Prior Prog.	7/2017- 6/2018	7/2018- 6/2019	7/2019- 6/2020	7/2020- 6/2021	7/2021- 6/2022
County:	Holt	Replace bridge over Penny Slough Creek, 1.2 miles west of Rte. 111 near Fortescue.				Engineering:	39	65	99	0	0
Route:	US 159	Project involves bridge A2584.				R/W:	0	20	0	0	0
Job No.:	1P3128					Construction:	0	0	1,038	0	0
Length:	0.10	MPO:	N			FFOS:	0	0	0	0	0
Fund Cat:	Taking Care Of System	Fed:	977	State:	245	Local:	0				
Sec Cat:	Rehab And Reconst	Awd Date:	2019	Anticipated Fed Cat:	NHPP	Payments:	0	0	0	0	0
TIP #:		Future Cost:	0	Estimate Total:	1,261						
County:	Holt	Replace bridge deck on bridge over I-29 near Mound City. Project involves bridge A2535.				Engineering:	10	17	48	0	0
Route:	US 159					R/W:	0	0	0	0	0
Job No.:	1S3127					Construction:	0	0	606	0	0
Length:	0.13	MPO:	N			FFOS:	0	0	0	0	0
Fund Cat:	Taking Care Of System	Fed:	537	State:	134	Local:	0				
Sec Cat:	Rehab And Reconst	Awd Date:	2019	Anticipated Fed Cat:	NHPP	Payments:	0	0	0	0	0
TIP #:		Future Cost:	0	Estimate Total:	681						
County:	Holt	Replace bridge deck and expansion joints in southbound lane over the Nodaway River, 0.8 mile south of Rte. 59 near Oregon. Project involves bridges A1287.				Engineering:	130	193	0	0	0
Route:	IS 29					R/W:	0	0	0	0	0
Job No.:	1I3020					Construction:	0	2,515	0	0	0
Length:	0.16	MPO:	N			FFOS:	0	0	0	0	0
Fund Cat:	Statewide Interstate And Major Bridge	Fed:	2,437	State:	271	Local:	0				
Sec Cat:	Rehab And Reconst	Awd Date:	Summer 17	Anticipated Fed Cat:	NHPP	Payments:	0	0	0	0	0
TIP #:		Future Cost:	0	Estimate Total:	2,838						
County:	Holt	Paint bridges over the Nodaway River, 0.8 mile south of Rte. 59 near Oregon. Project involves bridges A1287 and G0490.				Engineering:	0	5	10	96	0
Route:	IS 29					R/W:	0	0	0	0	0
Job No.:	1I3020B					Construction:	0	0	0	1,406	0
Length:	0.17	MPO:	N			FFOS:	0	0	0	0	0
Fund Cat:	Statewide Interstate And Major Bridge	AC-State:	1,364	State:	153	Local:	0				
Sec Cat:	Preventive Maint	Awd Date:	2020	Anticipated Fed Cat:	NHPP	Payments:	0	0	0	0	0
TIP #:		Future Cost:	0	Estimate Total:	1,517						
County:	Holt	Pavement and shoulder improvements from Rte. W to Rte. 118 at Mound City.				Engineering:	293	576	0	0	0
Route:	IS 29					R/W:	0	0	0	0	0
Job No.:	1I3093					Construction:	0	7,323	0	0	0
Length:	15.24	MPO:	N			FFOS:	0	0	0	0	0
Fund Cat:	Statewide Interstate And Major Bridge	AC-State:	7,110	State:	789	Local:	0				
Sec Cat:	Rehab And Reconst	Awd Date:	Summer 17	Anticipated Fed Cat:	NHPP	Payments:	0	0	0	0	0
TIP #:		Future Cost:	0	Estimate Total:	8,192						

* Subject to the approval of the Transportation Improvement Program by the governing Metropolitan Planning Organization.

Jun-8-2017

Section 4 - 18

District Northwest

Dollars in Thousands



2018-2022 Highway and Bridge Construction Schedule

Construction contingency applied to construction cost in the year the project is awarded.

Three percent project growth factor compounded annually is applied to right-of-way and construction costs in program years 2, 3, 4, and 5.

No inflation is applied to the Funding From Other Sources (FFOS) or Payments.

Engineering includes PE costs, CE costs and R/W incidentals.

Construction contingency applied to construction cost in the year the project is awarded. Three percent project growth factor compounded annually is applied to right-of-way and construction costs in program years 2, 3, 4, and 5. No inflation is applied to the Funding From Other Sources (FFOS) or Payments. Engineering includes PE costs, CE costs and R/W incidentals.							STATE FISCAL YEAR PROJECT BUDGETING					
							Prior Prog.	7/2017- 6/2018	7/2018- 6/2019	7/2019- 6/2020	7/2020- 6/2021	7/2021- 6/2022
County: Holt Route: IS 29 Job No.: 113099 Length: 0.32 MPO: N Fund Cat: Statewide Interstate And Major Bridge Sec Cat: Rehab And Reconst Awd Date: 2020 Anticipated Fed Cat: NHPP TIP #: Future Cost: 0 Estimate Total: 4,444	Replace bridge decks in the northbound and southbound lanes over Kimsey Creek and Rte. E near Mound City. Project involves twin bridges A1770 and A1771.						Engineering: 22	26	65	300	0	0
							R/W: 0	0	0	0	0	0
							Construction: 0	0	0	4,031	0	0
							FFOS: 0	0	0	0	0	0
							Payments: 0	0	0	0	0	0
County: Holt Route: IS 29 Job No.: 1P3023B Length: 0.04 MPO: N Fund Cat: Taking Care Of System Sec Cat: Preventive Maint Awd Date: 2020 Anticipated Fed Cat: NHPP TIP #: Future Cost: 0 Estimate Total: 435	Bridge painting over Davis Creek, 0.2 mile south of Rte. 118 near Mound City. Project involves twin bridges A1767.						Engineering: 9	1	1	28	0	0
							R/W: 0	0	0	0	0	0
							Construction: 0	0	0	396	0	0
							FFOS: 0	0	0	0	0	0
							Payments: 0	0	0	0	0	0
County: Holt Route: US 59 Job No.: 1S0605 Length: 0.05 MPO: N Fund Cat: Taking Care Of System Sec Cat: Rehab And Reconst Awd Date: Fall 17 Anticipated Fed Cat: NHPP TIP #: Future Cost: 0 Estimate Total: 596	Replace bridge over Davis Creek, 0.1 mile west of Mound City. Project involves bridge H0670.						Engineering: 48	48	0	0	0	0
							R/W: 5	0	0	0	0	0
							Construction: 0	495	0	0	0	0
							FFOS: 0	0	0	0	0	0
							Payments: 0	0	0	0	0	0
County: Holt Route: RT A Job No.: 1S3180 Length: 0.07 MPO: N Fund Cat: Taking Care Of System Sec Cat: Rehab And Reconst Awd Date: N/A Anticipated Fed Cat: STBG TIP #: Future Cost: 0 Estimate Total: 408	Section 14 Streambank protection project with the Corps of Engineers, on the Nodaway River 0.2 miles east of Maitland. Corps to design and administer project. Cost represents MoDOT's share. Near bridge A1252.						Engineering: 40	7	1	0	0	0
							R/W: 0	10	0	0	0	0
							Construction: 0	0	350	0	0	0
							FFOS: 0	0	0	0	0	0
							Payments: 0	0	0	0	0	0
County: Holt Route: RT B Job No.: 1S3061 Length: 0.10 MPO: N Fund Cat: Taking Care Of System Sec Cat: Rehab And Reconst Awd Date: 2021 Anticipated Fed Cat: NHPP TIP #: Future Cost: 0 Estimate Total: 1,093	Replace bridge deck over I-29 near Oregon. Project involves bridge A1834.						Engineering: 9	1	5	27	74	0
							R/W: 0	0	0	0	0	0
							Construction: 0	0	0	0	977	0
							FFOS: 0	0	0	0	0	0
							Payments: 0	0	0	0	0	0

* Subject to the approval of the Transportation Improvement Program by the governing Metropolitan Planning Organization.



2018-2022 Highway and Bridge Construction Schedule

Construction contingency applied to construction cost in the year the project is awarded.

Three percent project growth factor compounded annually is applied to right-of-way and construction costs in program years 2, 3, 4, and 5.

No inflation is applied to the Funding From Other Sources (FFOS) or Payments.

Engineering includes PE costs, CE costs and R/W incidentals.

Construction contingency applied to construction cost in the year the project is awarded. Three percent project growth factor compounded annually is applied to right-of-way and construction costs in program years 2, 3, 4, and 5. No inflation is applied to the Funding From Other Sources (FFOS) or Payments. Engineering includes PE costs, CE costs and R/W incidentals.							STATE FISCAL YEAR PROJECT BUDGETING					
							Prior Prog.	7/2017- 6/2018	7/2018- 6/2019	7/2019- 6/2020	7/2020- 6/2021	7/2021- 6/2022
County: Linn Route: US 36 Job No.: 1P3219 Length: 0.07 MPO: N Fund Cat: Taking Care Of System Sec Cat: Preventive Maint Awd Date: Fall 17 TIP #: Future Cost: 0	Preventive maintenance on bridge in the eastbound lane over Higgins Drainage Ditch, 1.6 miles west of Rte. 130 near Laclede. Project involves bridge A3254. \$150,000 District Operations funds.			AC-State: 132 State: 33 Local: 0	Anticipated Fed Cat: NHPP	Estimate Total: 165	Engineering: 0	15	0	0	0	0
							R/W: 0	0	0	0	0	0
							Construction: 0	150	0	0	0	0
							FFOS: 0	150	0	0	0	0
							Payments: 0	0	0	0	0	0
County: Linn Route: US 36 Job No.: 2P2210 Length: 9.90 MPO: N Fund Cat: Taking Care Of System Sec Cat: Rehab And Reconst Awd Date: Summer 17 TIP #: Future Cost: 0	Shoulder improvements in the westbound lane from west of West Yellow Creek to west of Mussel Fork Creek, near Bucklin.			AC-State: 1,290 State: 323 Local: 0	Anticipated Fed Cat: NHPP	Estimate Total: 1,649	Engineering: 36	113	0	0	0	
							R/W: 0	0	0	0	0	0
							Construction: 0	1,500	0	0	0	0
							FFOS: 0	0	0	0	0	0
							Payments: 0	0	0	0	0	0
County: Linn Route: RT MM Job No.: 1S3079 Length: 0.13 MPO: N Fund Cat: Flexible & Other Sec Cat: Rehab And Reconst Awd Date: N/A TIP #: Future Cost: 0	Section 14 streambank protection project with the Corps of Engineers near Locust Creek, 0.5 mile west of Rte. 5 near Browning. Corps to design and administer project. Cost represents MoDOT's share. Payment to Corp for design work. Near bridge A2098.			Fed: 241 State: 60 Local: 0	Anticipated Fed Cat: STBG	Estimate Total: 336	Engineering: 15	1	0	0	0	
							R/W: 20	0	0	0	0	0
							Construction: 0	300	0	0	0	0
							FFOS: 0	0	0	0	0	0
							Payments: 0	0	0	0	0	0
County: Livingston Route: MO 190 Job No.: 1S3156 Length: 0.21 MPO: N Fund Cat: Taking Care Of System Sec Cat: Rehab And Reconst Awd Date: 2020 TIP #: Future Cost: 0	Replace bridge deck over the Thompson River, 0.9 mile east of Rte. Y, near Chillicothe. Project involves bridge A1376.			Fed: 2,807 State: 702 Local: 0	Anticipated Fed Cat: NHPP	Estimate Total: 3,512	Engineering: 3	24	84	218	0	
							R/W: 0	0	0	0	0	0
							Construction: 0	0	0	3,183	0	0
							FFOS: 0	0	0	0	0	0
							Payments: 0	0	0	0	0	0
County: Livingston Route: US 65 Job No.: 1P3114 Length: 0.29 MPO: N Fund Cat: Taking Care Of System Sec Cat: Rehab And Reconst Awd Date: 2020 TIP #: Future Cost: 0	Replace bridge deck over the Grand River, 1.3 miles south of Rte. 36 near Chillicothe. Project involves bridge A1249.			Fed: 3,743 State: 936 Local: 0	Anticipated Fed Cat: NHPP	Estimate Total: 4,685	Engineering: 6	48	96	291	0	
							R/W: 0	0	0	0	0	0
							Construction: 0	0	0	4,244	0	0
							FFOS: 0	0	0	0	0	0
							Payments: 0	0	0	0	0	0

* Subject to the approval of the Transportation Improvement Program by the governing Metropolitan Planning Organization.



2018-2022 Highway and Bridge Construction Schedule

Transportation Planning

P.O. Box 270
Jefferson City, MO 65102

Construction contingency applied to construction cost in the year the project is awarded.

Three percent project growth factor compounded annually is applied to right-of-way and construction costs in program years 2, 3, 4, and 5.

No inflation is applied to the Funding From Other Sources (FFOS) or Payments.

Engineering includes PE costs, CE costs and R/W incidentals.

						STATE FISCAL YEAR PROJECT BUDGETING					
						Prior Prog.	7/2017- 6/2018	7/2018- 6/2019	7/2019- 6/2020	7/2020- 6/2021	7/2021- 6/2022
County: Livingston	Pavement improvements from Rte. 190 to Rte. 36 in Chillicothe. Project includes	Engineering:	9	70	109	0	0	0	0	0	0
Route: US 65	improvements to pedestrian crossings at various intersections.	R/W:	0	0	0	0	0	0	0	0	0
Job No.: 2P2217		Construction:	0	0	1,030	0	0	0	0	0	0
Length: 3.14	MPO: N	FFOS:	0	0	0	0	0	0	0	0	0
Fund Cat: Taking Care Of System	AC-State: 967 State: 242 Local: 0	Payments:	0	0	0	0	0	0	0	0	0
Sec Cat: Thin Lift Overlay	Awd Date: Fall 18 Anticipated Fed Cat: NHPP										
TIP #: Future Cost: 0 Estimate Total: 1,218											
County: Livingston	Pavement improvements from Rte. 65 to Rte. 139 near Hale.	Engineering:	15	52	0	0	0	0	0	0	0
Route: RT H		R/W:	0	0	0	0	0	0	0	0	0
Job No.: 1L1801E		Construction:	0	687	0	0	0	0	0	0	0
Length: 8.01	MPO: N	FFOS:	0	0	0	0	0	0	0	0	0
Fund Cat: Taking Care Of System	AC-State: 592 State: 147 Local: 0	Payments:	0	0	0	0	0	0	0	0	0
Sec Cat: Low Type Resurfacing	Awd Date: Fall 17 Anticipated Fed Cat: STBG										
TIP #: Future Cost: 0 Estimate Total: 754											
County: Mercer	Replace bridge over Big Muddy Creek, 2.9 miles east of Rte. 65 near Princeton. Project	Engineering:	118	133	0	0	0	0	0	0	0
Route: US 136	involves bridge H0953.	R/W:	5	0	0	0	0	0	0	0	0
Job No.: 1P3100		Construction:	0	1,304	0	0	0	0	0	0	0
Length: 0.10	MPO: N	FFOS:	0	0	0	0	0	0	0	0	0
Fund Cat: Taking Care Of System	Fed: 1,150 State: 287 Local: 0	Payments:	0	0	0	0	0	0	0	0	0
Sec Cat: Rehab And Reconst	Awd Date: Fall 17 Anticipated Fed Cat: NHPP										
TIP #: Future Cost: 0 Estimate Total: 1,560											
County: Mercer	Pavement treatment from Iowa State line to Rte. 190, in Chillicothe, and from Rte. 36 the	Engineering:	27	303	0	0	0	0	0	0	0
Route: US 65	Missouri River. Project includes Mercer, Grundy, Livingston and Carroll Counties.	R/W:	0	0	0	0	0	0	0	0	0
Job No.: 1P3185		Construction:	0	3,500	0	0	0	0	0	0	0
Length: 97.77	MPO: N	FFOS:	0	0	0	0	0	0	0	0	0
Fund Cat: Taking Care Of System	AC-State: 3,042 State: 761 Local: 0	Payments:	0	0	0	0	0	0	0	0	0
Sec Cat: Preventive Maint	Awd Date: Winter 18 Anticipated Fed Cat: NHPP										
TIP #: Future Cost: 0 Estimate Total: 3,830											
County: Mercer	Replace bridge deck over Branch of Weldon Fork Creek, 3.5 miles west of Rte. 65, near	Engineering:	3	1	2	8	24	0	0	0	0
Route: RT BB	Mercer. Project involves bridge N0855.	R/W:	0	0	0	0	0	0	0	0	0
Job No.: 1S3161		Construction:	0	0	0	0	315	0	0	0	0
Length: 0.02	MPO: N	FFOS:	0	0	0	0	0	0	0	0	0
Fund Cat: Taking Care Of System	Fed: 280 State: 70 Local: 0	Payments:	0	0	0	0	0	0	0	0	0
Sec Cat: Rehab And Reconst	Awd Date: 2021 Anticipated Fed Cat: NHPP										
TIP #: Future Cost: 0 Estimate Total: 353											

* Subject to the approval of the Transportation Improvement Program by the governing Metropolitan Planning Organization.

Jun-8-2017

Section 4 - 21

District Northwest

Dollars in Thousands



2018-2022 Highway and Bridge Construction Schedule

Construction contingency applied to construction cost in the year the project is awarded.

Three percent project growth factor compounded annually is applied to right-of-way and construction costs in program years 2, 3, 4, and 5.

No inflation is applied to the Funding From Other Sources (FFOS) or Payments.

Engineering includes PE costs, CE costs and R/W incidentals.

Construction contingency applied to construction cost in the year the project is awarded. Three percent project growth factor compounded annually is applied to right-of-way and construction costs in program years 2, 3, 4, and 5. No inflation is applied to the Funding From Other Sources (FFOS) or Payments. Engineering includes PE costs, CE costs and R/W incidentals.											STATE FISCAL YEAR PROJECT BUDGETING					
											Prior Prog.	7/2017- 6/2018	7/2018- 6/2019	7/2019- 6/2020	7/2020- 6/2021	7/2021- 6/2022
County: Mercer Route: RT E Job No.: 1S3191 Length: 31.42 MPO: N Fund Cat: Taking Care Of System Sec Cat: Preventive Maint Awd Date: Fall 18 Anticipated Fed Cat: TIP #: Future Cost: 0 Estimate Total: 790	Pavement improvements from Rte. 65, near Princeton, to Rte. 6 near Milan.					Engineering: 0	15	54	0	0	0					
						R/W: 0	0	0	0	0	0					
						Construction: 0	0	721	0	0	0					
						FFOS: 0	0	0	0	0	0					
						Payments: 0	0	0	0	0	0					
County: Nodaway Route: MO 148 Job No.: 1P3010 Length: 14.40 MPO: N Fund Cat: Taking Care Of System Sec Cat: Thin Lift Overlay Awd Date: Fall 18 Anticipated Fed Cat: TIP #: Future Cost: 0 Estimate Total: 2,752	Pavement and shoulder improvements from Iowa State line to Rte. 71 near Maryville.					Engineering: 0	81	199	0	0	0					
						R/W: 0	0	0	0	0	0					
						Construction: 0	0	2,472	0	0	0					
						FFOS: 0	0	0	0	0	0					
						Payments: 0	0	0	0	0	0					
County: Nodaway Route: MO 46 Job No.: 1S0447 Length: 0.10 MPO: N Fund Cat: Taking Care Of System Sec Cat: Rehab And Reconst Awd Date: 2020 Anticipated Fed Cat: TIP #: Future Cost: 0 Estimate Total: 977	Replace bridge over Florida Creek, 0.7 mile west of Rte. AB near Maryville. Project involves bridge S0920.					Engineering: 48	27	47	64	0	0					
						R/W: 0	0	5	0	0	0					
						Construction: 0	0	0	786	0	0					
						FFOS: 0	0	0	0	0	0					
						Payments: 0	0	0	0	0	0					
County: Nodaway Route: MO 46 Job No.: 1S0616 Length: 0.10 MPO: N Fund Cat: Taking Care Of System Sec Cat: Rehab And Reconst Awd Date: 2020 Anticipated Fed Cat: TIP #: Future Cost: 0 Estimate Total: 979	Replace bridge over White Cloud Creek, 2.3 miles east of Rte. AB near Maryville. Project involves bridge S0922.					Engineering: 12	30	52	67	0	0					
						R/W: 0	0	5	0	0	0					
						Construction: 0	0	0	813	0	0					
						FFOS: 0	0	0	0	0	0					
						Payments: 0	0	0	0	0	0					
County: Nodaway Route: MO 46 Job No.: 1S3138 Length: 0.10 MPO: N Fund Cat: Taking Care Of System Sec Cat: Rehab And Reconst Awd Date: 2020 Anticipated Fed Cat: TIP #: Future Cost: 0 Estimate Total: 814	Replace bridge over Big Slough Creek, 0.8 mile west of Rte. AB near Maryville. Project involves bridge S0919.					Engineering: 5	26	44	56	0	0					
						R/W: 0	0	9	0	0	0					
						Construction: 0	0	0	674	0	0					
						FFOS: 0	0	0	0	0	0					
						Payments: 0	0	0	0	0	0					

* Subject to the approval of the Transportation Improvement Program by the governing Metropolitan Planning Organization.



2018-2022 Highway and Bridge Construction Schedule

Transportation Planning

P.O. Box 270
Jefferson City, MO 65102

Construction contingency applied to construction cost in the year the project is awarded.

Three percent project growth factor compounded annually is applied to right-of-way and construction costs in program years 2, 3, 4, and 5.

No inflation is applied to the Funding From Other Sources (FFOS) or Payments.

Engineering includes PE costs, CE costs and R/W incidentals.

						STATE FISCAL YEAR PROJECT BUDGETING					
						Prior Prog.	7/2017- 6/2018	7/2018- 6/2019	7/2019- 6/2020	7/2020- 6/2021	7/2021- 6/2022
County: Nodaway	Replace bridge over stream, 3.2 miles east of Rte. AB near Maryville. Project involves	Engineering:	5	21	37	58	0	0			
Route: MO 46	bridge S0921.	R/W:	0	0	5	0	0	0			
Job No.: 1S3139		Construction:	0	0	0	739	0	0			
Length: 0.10	MPO: N	FFOS:	0	0	0	0	0	0			
Fund Cat: Taking Care Of System	Fed: 688 State: 172 Local: 0	Payments:	0	0	0	0	0	0			
Sec Cat: Rehab And Reconst	Awd Date: 2020 Anticipated Fed Cat: NHPP										
TIP #: Future Cost: 0 Estimate Total: 865											
County: Nodaway	Pavement and shoulder improvements from Rte. 136, at Ravenwood, to Rte. 169 in Grant	Engineering:	2	97	361	0	0	0			
Route: MO 46	City.	R/W:	0	0	0	0	0	0			
Job No.: 1S3172		Construction:	0	0	4,810	0	0	0			
Length: 24.18	MPO: N	FFOS:	0	0	0	0	0	0			
Fund Cat: Taking Care Of System	AC-State: 4,215 State: 1,053 Local: 0	Payments:	0	0	0	0	0	0			
Sec Cat: Rehab And Reconst	Awd Date: Fall 18 Anticipated Fed Cat: STBG										
TIP #: Future Cost: 0 Estimate Total: 5,270											
County: Nodaway	Installation of traffic signals and geometric improvements at intersection of Rte. 71 and	Engineering:	9	12	0	0	0	0			
Route: US 71	Bus. 71 in Maryville. \$158,000 District Operations funds.	R/W:	0	0	0	0	0	0			
Job No.: 1P3182		Construction:	0	158	0	0	0	0			
Length: 0.04	MPO: N	FFOS:	0	158	0	0	0	0			
Fund Cat: Taking Care Of System	AC-State: 136 State: 34 Local: 0	Payments:	0	0	0	0	0	0			
Sec Cat: Systems Operations	Awd Date: Summer 17 Anticipated Fed Cat: NHPP										
TIP #: Future Cost: 0 Estimate Total: 179											
County: Putnam	Pavement improvements from Rte. 136 to Rte. 6 in Green City.	Engineering:	2	2	30	111	0	0			
Route: MO 129		R/W:	0	0	0	0	0	0			
Job No.: 1P3168		Construction:	0	0	0	1,531	0	0			
Length: 19.94	MPO: N	FFOS:	0	0	0	0	0	0			
Fund Cat: Taking Care Of System	Fed: 1,340 State: 334 Local: 0	Payments:	0	0	0	0	0	0			
Sec Cat: Low Type Resurfacing	Awd Date: 2020 Anticipated Fed Cat: STBG										
TIP #: Future Cost: 0 Estimate Total: 1,676											
County: Putnam	Replace bridge over West Locust Creek, 1 mile west of Rte. E near Unionville. Project	Engineering:	125	203	0	0	0	0			
Route: US 136	involves bridge J0406.	R/W:	0	5	0	0	0	0			
Job No.: 1P3067		Construction:	0	1,737	0	0	0	0			
Length: 0.13	MPO: N	FFOS:	0	0	0	0	0	0			
Fund Cat: Taking Care Of System	Fed: 1,557 State: 388 Local: 0	Payments:	0	0	0	0	0	0			
Sec Cat: Rehab And Reconst	Awd Date: Winter 18 Anticipated Fed Cat: NHPP										
TIP #: Future Cost: 0 Estimate Total: 2,070											

* Subject to the approval of the Transportation Improvement Program by the governing Metropolitan Planning Organization.

Jun-8-2017

Section 4 - 23

District Northwest

Dollars in Thousands



2018-2022 Highway and Bridge Construction Schedule

Construction contingency applied to construction cost in the year the project is awarded.

Three percent project growth factor compounded annually is applied to right-of-way and construction costs in program years 2, 3, 4, and 5.

No inflation is applied to the Funding From Other Sources (FFOS) or Payments.

Engineering includes PE costs, CE costs and R/W incidentals.

						STATE FISCAL YEAR PROJECT BUDGETING					
						Prior Prog.	7/2017- 6/2018	7/2018- 6/2019	7/2019- 6/2020	7/2020- 6/2021	7/2021- 6/2022
County:	Putnam	Replace bridge deck over Brush Creek, 0.6 mile west of Rte. F near Livonia. Project involves bridge H0440.				Engineering:	5	10	26	0	0
Route:	US 136					R/W:	0	0	0	0	0
Job No.:	1P3152					Construction:	0	0	309	0	0
Length:	0.02	MPO:	N			FFOS:	0	0	0	0	0
Fund Cat:	Taking Care Of System	Fed:	276	State:	69	Local:	0				
Sec Cat:	Rehab And Reconst	Awd Date:	2019	Anticipated Fed Cat:		Payments:	0	0	0	0	0
TIP #:		Future Cost:	0	Estimate Total:							
County:	Putnam	Replace bridge over Elm Branch, 1.1 miles east of Rte. 139 near Lucerne. Project involves bridge J0400.				Engineering:	66	85	0	0	0
Route:	US 136					R/W:	0	1	0	0	0
Job No.:	2P2186					Construction:	0	815	0	0	0
Length:	0.13	MPO:	N			FFOS:	0	0	0	0	0
Fund Cat:	Taking Care Of System	Fed:	721	State:	180	Local:	0				
Sec Cat:	Rehab And Reconst	Awd Date:	Winter 18	Anticipated Fed Cat:		Payments:	0	0	0	0	0
TIP #:		Future Cost:	0	Estimate Total:							
County:	Putnam	Pavement and ADA Transition Plan improvements from the Iowa State line to Rte. 6 in Sullivan County. Project includes pedestrian improvements in Newtown. \$300,000 from Statewide Transportation Alternatives funds.				Engineering:	105	257	0	0	0
Route:	MO 139					R/W:	0	6	0	0	0
Job No.:	1L1800					Construction:	0	3,058	0	0	0
Length:	32.81	MPO:	N			FFOS:	0	300	0	0	0
Fund Cat:	Taking Care Of System	Fed:	2,657	State:	664	Local:	0				
Sec Cat:	Low Type Resurfacing	Awd Date:	Winter 18	Anticipated Fed Cat:		Payments:	0	0	0	0	0
TIP #:		Future Cost:	0	Estimate Total:							
County:	Putnam	Replace bridge deck over North Blackbird Creek, 2.6 miles south of Rte. 129 near Unionville. Project involves bridge P0834.				Engineering:	3	1	2	7	21
Route:	RT Y					R/W:	0	0	0	0	0
Job No.:	1S3163					Construction:	0	0	0	0	275
Length:	0.02	MPO:	N			FFOS:	0	0	0	0	0
Fund Cat:	Taking Care Of System	Fed:	246	State:	60	Local:	0				
Sec Cat:	Rehab And Reconst	Awd Date:	2021	Anticipated Fed Cat:		Payments:	0	0	0	0	0
TIP #:		Future Cost:	0	Estimate Total:							
County:	Sullivan	Pavement improvements from Rte. 6 to Rte. H, near Green City.				Engineering:	10	47	0	0	0
Route:	MO 129					R/W:	0	0	0	0	0
Job No.:	1L1801C					Construction:	0	586	0	0	0
Length:	7.71	MPO:	N			FFOS:	0	0	0	0	0
Fund Cat:	Taking Care Of System	AC-State:	507	State:	126	Local:	0				
Sec Cat:	Low Type Resurfacing	Awd Date:	Fall 17	Anticipated Fed Cat:		Payments:	0	0	0	0	0
TIP #:		Future Cost:	0	Estimate Total:							

* Subject to the approval of the Transportation Improvement Program by the governing Metropolitan Planning Organization.



2018-2022 Highway and Bridge Construction Schedule

Transportation Planning

P.O. Box 270
Jefferson City, MO 65102

Construction contingency applied to construction cost in the year the project is awarded.

Three percent project growth factor compounded annually is applied to right-of-way and construction costs in program years 2, 3, 4, and 5.

No inflation is applied to the Funding From Other Sources (FFOS) or Payments.

Engineering includes PE costs, CE costs and R/W incidentals.

						STATE FISCAL YEAR PROJECT BUDGETING					
						Prior Prog.	7/2017- 6/2018	7/2018- 6/2019	7/2019- 6/2020	7/2020- 6/2021	7/2021- 6/2022
County:	Sullivan	Replace bridge over Newtown Branch, 0.6 mile south of Rte. EE near Newtown. Project involves bridge S0583.	Engineering:	45	52	90	0	0	0	0	0
Route:	MO 139		R/W:	0	5	0	0	0	0	0	0
Job No.:	2S2176		Construction:	0	0	904	0	0	0	0	0
Length:	0.20	MPO: N	FFOS:	0	0	0	0	0	0	0	0
Fund Cat:	Taking Care Of System	Fed: 841 State: 210 Local: 0	Payments:	0	0	0	0	0	0	0	0
Sec Cat:	Rehab And Reconst	Awd Date: Fall 18 Anticipated Fed Cat: NHPP									
TIP #:		Future Cost: 0 Estimate Total: 1,096									
County:	Sullivan	Replace bridge over West Yellow Creek, 0.5 mile east of Rte. P near Milan. Project involves bridge L0796.	Engineering:	21	41	54	0	0	0	0	0
Route:	MO 6		R/W:	0	5	0	0	0	0	0	0
Job No.:	1P3077		Construction:	0	0	721	0	0	0	0	0
Length:	0.10	MPO: N	FFOS:	0	0	0	0	0	0	0	0
Fund Cat:	Taking Care Of System	Fed: 657 State: 164 Local: 0	Payments:	0	0	0	0	0	0	0	0
Sec Cat:	Rehab And Reconst	Awd Date: Summer 18 Anticipated Fed Cat: NHPP									
TIP #:		Future Cost: 0 Estimate Total: 842									
County:	Sullivan	Replace bridge over West Locust Creek, 1.3 miles west of Rte. Z near Humphreys. Project involves bridge J0379.	Engineering:	51	97	160	0	0	0	0	0
Route:	MO 6		R/W:	0	9	0	0	0	0	0	0
Job No.:	2P0470		Construction:	0	0	1,442	0	0	0	0	0
Length:	0.10	MPO: N	FFOS:	0	0	0	0	0	0	0	0
Fund Cat:	Taking Care Of System	Fed: 1,367 State: 341 Local: 0	Payments:	0	0	0	0	0	0	0	0
Sec Cat:	Rehab And Reconst	Awd Date: 2019 Anticipated Fed Cat: NHPP									
TIP #:		Future Cost: 0 Estimate Total: 1,759									
County:	Sullivan	Replace bridge deck over Rooks Branch, 4.4 miles north of Rte. OO near Milan. Project involves bridge P0528.	Engineering:	5	10	17	0	0	0	0	0
Route:	RT BB		R/W:	0	0	0	0	0	0	0	0
Job No.:	1S3151		Construction:	0	0	180	0	0	0	0	0
Length:	0.14	MPO: N	FFOS:	0	0	0	0	0	0	0	0
Fund Cat:	Taking Care Of System	Fed: 166 State: 41 Local: 0	Payments:	0	0	0	0	0	0	0	0
Sec Cat:	Rehab And Reconst	Awd Date: 2019 Anticipated Fed Cat: NHPP									
TIP #:		Future Cost: 0 Estimate Total: 212									
County:	Sullivan	Replace bridge deck over Medicine Creek, 0.5 mile east of Rte. 139 near Newtown. Project involves bridge N0448.	Engineering:	5	11	32	0	0	0	0	0
Route:	RT EE		R/W:	0	0	0	0	0	0	0	0
Job No.:	1S3148		Construction:	0	0	380	0	0	0	0	0
Length:	0.04	MPO: N	FFOS:	0	0	0	0	0	0	0	0
Fund Cat:	Taking Care Of System	Fed: 339 State: 84 Local: 0	Payments:	0	0	0	0	0	0	0	0
Sec Cat:	Rehab And Reconst	Awd Date: 2019 Anticipated Fed Cat: NHPP									
TIP #:		Future Cost: 0 Estimate Total: 428									

* Subject to the approval of the Transportation Improvement Program by the governing Metropolitan Planning Organization.

Jun-8-2017

Section 4 - 25

District Northwest

Dollars in Thousands



2018-2022 Highway and Bridge Construction Schedule

Construction contingency applied to construction cost in the year the project is awarded.

Three percent project growth factor compounded annually is applied to right-of-way and construction costs in program years 2, 3, 4, and 5.

No inflation is applied to the Funding From Other Sources (FFOS) or Payments.

Engineering includes PE costs, CE costs and R/W incidentals.

						STATE FISCAL YEAR PROJECT BUDGETING					
						Prior Prog.	7/2017- 6/2018	7/2018- 6/2019	7/2019- 6/2020	7/2020- 6/2021	7/2021- 6/2022
County: Sullivan	Pavement and ADA Transition Plan improvements from Rte. 0 to Rte. 11 in Brookfield.	Engineering:	2	30	102	0	0	0	0	0	0
Route: RT M	Project includes updating pedestrian curb ramps in Brookfield. \$30,000 from Statewide	R/W:	0	3	0	0	0	0	0	0	0
Job No.: 1S3167	Transportation Alternatives funds.	Construction:	0	0	1,350	0	0	0	0	0	0
Length: 18.32	MPO: N	FFOS:	0	0	30	0	0	0	0	0	0
Fund Cat: Taking Care Of System	Fed: 1,188 State: 297 Local: 0	Payments:	0	0	0	0	0	0	0	0	0
Sec Cat: Low Type Resurfacing	Awd Date: 2019 Anticipated Fed Cat: STBG										
TIP #: Future Cost: 0 Estimate Total: 1,487											
County: Sullivan	Replace bridge over East Medicine Creek Drainage Ditch, 0.2 mile east of Rte. 139 near	Engineering:	2	13	57	114	0	0	0	0	0
Route: RT PP	Osgood. Project involves bridge P0956.	R/W:	0	0	5	0	0	0	0	0	0
Job No.: 1S3140		Construction:	0	0	0	1,234	0	0	0	0	0
Length: 0.12	MPO: N	FFOS:	0	0	0	0	0	0	0	0	0
Fund Cat: Taking Care Of System	Fed: 1,138 State: 285 Local: 0	Payments:	0	0	0	0	0	0	0	0	0
Sec Cat: Rehab And Reconst	Awd Date: 2020 Anticipated Fed Cat: NHPP										
TIP #: Future Cost: 0 Estimate Total: 1,425											
County: Sullivan	Replace bridge deck over West Fork Locust Creek, near Harris. Project involves bridge	Engineering:	5	15	18	0	0	0	0	0	0
Route: RT ZZ	N0366.	R/W:	0	0	0	0	0	0	0	0	0
Job No.: 1S3149		Construction:	0	0	221	0	0	0	0	0	0
Length: 0.03	MPO: N	FFOS:	0	0	0	0	0	0	0	0	0
Fund Cat: Taking Care Of System	Fed: 203 State: 51 Local: 0	Payments:	0	0	0	0	0	0	0	0	0
Sec Cat: Rehab And Reconst	Awd Date: 2019 Anticipated Fed Cat: NHPP										
TIP #: Future Cost: 0 Estimate Total: 259											
County: Various	Safety projects at various locations in the Northwest District. \$844,000 from Statewide	Engineering:	0	0	0	59	0	0	0	0	0
Route: Various	Open Container funds.	R/W:	0	0	0	0	0	0	0	0	0
Job No.: 0P3020B		Construction:	0	0	0	895	0	0	0	0	0
Length: 0.00	MPO: N	FFOS:	0	0	0	844	0	0	0	0	0
Fund Cat: Safety	Fed: 858 State: 96 Local: 0	Payments:	0	0	0	0	0	0	0	0	0
Sec Cat: Safety	Awd Date: 2020 Anticipated Fed Cat: Safety										
TIP #: Future Cost: 0 Estimate Total: 954											
County: Various	Safety projects at various locations in the Northwest District. \$738,000 from Statewide	Engineering:	0	0	0	0	52	0	0	0	0
Route: Various	Open Container funds.	R/W:	0	0	0	0	0	0	0	0	0
Job No.: 0P3021B		Construction:	0	0	0	0	806	0	0	0	0
Length: 0.00	MPO: N	FFOS:	0	0	0	0	738	0	0	0	0
Fund Cat: Safety	Fed: 772 State: 86 Local: 0	Payments:	0	0	0	0	0	0	0	0	0
Sec Cat: Safety	Awd Date: 2021 Anticipated Fed Cat: Safety										
TIP #: Future Cost: 0 Estimate Total: 858											

* Subject to the approval of the Transportation Improvement Program by the governing Metropolitan Planning Organization.



2018-2022 Highway and Bridge Construction Schedule

Construction contingency applied to construction cost in the year the project is awarded.

Three percent project growth factor compounded annually is applied to right-of-way and construction costs in program years 2, 3, 4, and 5.

No inflation is applied to the Funding From Other Sources (FFOS) or Payments.

Engineering includes PE costs, CE costs and R/W incidentals.

						STATE FISCAL YEAR PROJECT BUDGETING					
						Prior Prog.	7/2017- 6/2018	7/2018- 6/2019	7/2019- 6/2020	7/2020- 6/2021	7/2021- 6/2022
County: Various	Safety projects at various locations in the Northwest District. \$738,000 from Statewide					Engineering:	0	0	0	0	52
Route: Various	Open Container funds.					R/W:	0	0	0	0	0
Job No.: 0P3022B						Construction:	0	0	0	0	831
Length: 0.00	MPO: N					FFOS:	0	0	0	0	738
Fund Cat: Safety					Fed: 795 State: 88 Local: 0	Payments:	0	0	0	0	0
Sec Cat: Safety	Awd Date: 2022	Anticipated Fed Cat: Safety									
TIP #:	Future Cost: 0				Estimate Total: 883						
County: Various	ADA Transition Plan improvements at various locations in the Northwest District.					Engineering:	0	0	18	0	0
Route: Various	\$260,000 from Statewide Transportation Alternatives funds.					R/W:	0	0	0	0	0
Job No.: 0S3018B						Construction:	0	0	268	0	0
Length: 0.00	MPO: N					FFOS:	0	0	260	0	0
Fund Cat: Taking Care Of System					Fed: 228 State: 58 Local: 0	Payments:	0	0	0	0	0
Sec Cat: N- Ada Trans	Awd Date: 2019	Anticipated Fed Cat: STBG									
TIP #:	Future Cost: 0				Estimate Total: 286						
County: Various	ADA Transition Plan improvements at various locations in the Northwest District.					Engineering:	0	0	0	0	0
Route: Various	\$909,000 from Statewide Transportation Alternatives funds.					R/W:	0	0	0	0	0
Job No.: 0S3019B						Construction:	0	0	936	0	0
Length: 0.00	MPO: N					FFOS:	0	0	909	0	0
Fund Cat: Taking Care Of System					Fed: 749 State: 187 Local: 0	Payments:	0	0	0	0	0
Sec Cat: N- Ada Trans	Awd Date: 2019	Anticipated Fed Cat: STBG									
TIP #:	Future Cost: 0				Estimate Total: 936						
County: Various	ADA Transition Plan improvements at various locations in the Northwest District.					Engineering:	0	0	0	55	0
Route: Various	\$779,000 from Statewide Transportation Alternatives funds.					R/W:	0	0	0	0	0
Job No.: 0S3020B						Construction:	0	0	0	826	0
Length: 0.00	MPO: N					FFOS:	0	0	0	779	0
Fund Cat: Taking Care Of System					Fed: 705 State: 176 Local: 0	Payments:	0	0	0	0	0
Sec Cat: N- Ada Trans	Awd Date: 2020	Anticipated Fed Cat: STBG									
TIP #:	Future Cost: 0				Estimate Total: 881						
County: Various	ADA Transition Plan improvements at various locations in the Northwest District.					Engineering:	0	0	0	0	61
Route: Various	\$875,000 from Statewide Transportation Alternatives funds.					R/W:	0	0	0	0	0
Job No.: 0S3021B						Construction:	0	0	0	0	956
Length: 0.00	MPO: N					FFOS:	0	0	0	0	875
Fund Cat: Taking Care Of System					Fed: 814 State: 203 Local: 0	Payments:	0	0	0	0	0
Sec Cat: N- Ada Trans	Awd Date: 2021	Anticipated Fed Cat: STBG									
TIP #:	Future Cost: 0				Estimate Total: 1,017						

* Subject to the approval of the Transportation Improvement Program by the governing Metropolitan Planning Organization.



2018-2022 Highway and Bridge Construction Schedule

Construction contingency applied to construction cost in the year the project is awarded.

Three percent project growth factor compounded annually is applied to right-of-way and construction costs in program years 2, 3, 4, and 5.

No inflation is applied to the Funding From Other Sources (FFOS) or Payments.

Engineering includes PE costs, CE costs and R/W incidentals.

						STATE FISCAL YEAR PROJECT BUDGETING					
						Prior Prog.	7/2017- 6/2018	7/2018- 6/2019	7/2019- 6/2020	7/2020- 6/2021	7/2021- 6/2022
County: Various	ADA Transition Plan improvements at various locations in the Northwest District.					Engineering:	0	0	0	0	61
Route: Various	\$875,000 from Statewide Transportation Alternatives funds.					R/W:	0	0	0	0	0
Job No.: 0S3022B						Construction:	0	0	0	0	985
Length: 0.00	MPO: N					FFOS:	0	0	0	0	875
Fund Cat: Taking Care Of System	Fed: 837 State: 209 Local: 0					Payments:	0	0	0	0	0
Sec Cat: N- Ada Trans	Awd Date: 2022 Anticipated Fed Cat: STBG										
TIP #: 	Future Cost: 0 Estimate Total: 1,046										
County: Various	Job Order Contracting for guard cable and guardrail repair at various major route locations in the Northwest District.					Engineering:	0	29	0	0	0
Route: Various						R/W:	0	0	0	0	0
Job No.: 1P3126						Construction:	0	350	0	0	0
Length: 0.00	MPO: Y					FFOS:	0	0	0	0	0
Fund Cat: Taking Care Of System	AC-State: 303 State: 76 Local: 0					Payments:	0	0	0	0	0
Sec Cat: Routine Maintenance	Awd Date: Spring 18 Anticipated Fed Cat: STBG										
TIP #: 	Future Cost: 0 Estimate Total: 379										
County: Various	Bridge improvements on various routes in the Northwest District.					Engineering:	0	4	30	113	0
Route: Various						R/W:	0	0	0	0	0
Job No.: 1P3194						Construction:	0	0	0	1,591	0
Length: 0.00	MPO: N					FFOS:	0	0	0	0	0
Fund Cat: Taking Care Of System	Fed: 1,390 State: 348 Local: 0					Payments:	0	0	0	0	0
Sec Cat: Preventive Maint	Awd Date: 2020 Anticipated Fed Cat: NHPP										
TIP #: 	Future Cost: 0 Estimate Total: 1,738										
County: Various	Job Order Contracting for guardrail and guard cable repair on various major route locations in the Northwest District.					Engineering:	0	5	30	0	0
Route: Various						R/W:	0	0	0	0	0
Job No.: 1P3198						Construction:	0	0	361	0	0
Length: 0.00	MPO: Y					FFOS:	0	0	0	0	0
Fund Cat: Taking Care Of System	AC-State: 317 State: 79 Local: 0					Payments:	0	0	0	0	0
Sec Cat: Routine Maintenance	Awd Date: 2019 Anticipated Fed Cat: NHPP										
TIP #: HE-2018-02	Future Cost: 0 Estimate Total: 396										
County: Various	Pavement improvements on various routes in the Northwest District.					Engineering:	0	14	84	282	0
Route: Various						R/W:	0	0	0	0	0
Job No.: 1S3195						Construction:	0	0	0	3,713	0
Length: 0.00	MPO: N					FFOS:	0	0	0	0	0
Fund Cat: Taking Care Of System	AC-State: 3,274 State: 819 Local: 0					Payments:	0	0	0	0	0
Sec Cat: Preventive Maint	Awd Date: 2020 Anticipated Fed Cat: STBG										
TIP #: 	Future Cost: 0 Estimate Total: 4,093										

* Subject to the approval of the Transportation Improvement Program by the governing Metropolitan Planning Organization.



2018-2022 Highway and Bridge Construction Schedule

Transportation Planning

P.O. Box 270
Jefferson City, MO 65102

Construction contingency applied to construction cost in the year the project is awarded.

Three percent project growth factor compounded annually is applied to right-of-way and construction costs in program years 2, 3, 4, and 5.

No inflation is applied to the Funding From Other Sources (FFOS) or Payments.

Engineering includes PE costs, CE costs and R/W incidentals.

Construction contingency applied to construction cost in the year the project is awarded. Three percent project growth factor compounded annually is applied to right-of-way and construction costs in program years 2, 3, 4, and 5. No inflation is applied to the Funding From Other Sources (FFOS) or Payments. Engineering includes PE costs, CE costs and R/W incidentals.										STATE FISCAL YEAR PROJECT BUDGETING					
										Prior Prog.	7/2017- 6/2018	7/2018- 6/2019	7/2019- 6/2020	7/2020- 6/2021	7/2021- 6/2022
County:	Worth	Replace bridge over the Middle Fork Grand River, 0.5 mile north of Rte. W near Gentry.					Engineering:	10	58	122	149	0	0		
Route:	RT YY	Project involves bridge H0617.					R/W:	0	0	8	0	0	0		
Job No.:	1S3134						Construction:	0	0	0	1,708	0	0		
Length:	0.14	MPO:	N			FFOS:	0	0	0	0	0	0			
Fund Cat:	Taking Care Of System			Fed:	1,635	State:	410	Local:	0						
Sec Cat:	Rehab And Reconst	Awd Date:	2020	Anticipated Fed Cat:	NHPP		Payments:	0	0	0	0	0	0		
TIP #:				Future Cost:	0	Estimate Total:	2,055								

* Subject to the approval of the Transportation Improvement Program by the governing Metropolitan Planning Organization.

Jun-8-2017

Section 4 - 29

District Northwest

Dollars in Thousands



2018-2022 Highway and Bridge Construction Schedule

Transportation Planning

P.O. Box 270
Jefferson City, MO 65102

Construction contingency applied to construction cost in the year the project is awarded.
Three percent project growth factor compounded annually is applied to right-of-way and construction costs in program years 2, 3, 4, and 5.
No inflation is applied to the Funding From Other Sources (FFOS) or Payments.
Engineering includes PE costs, CE costs and R/W incidentals.

STATE FISCAL YEAR PROJECT BUDGETING						
	Prior Prog.	7/2017- 6/2018	7/2018- 6/2019	7/2019- 6/2020	7/2020- 6/2021	7/2021- 6/2022
FFOS:	0	4,401	2,170	1,623	1,613	1,613
Total R/W:	46	170	62	5	0	0
Total Construction:	0	68,144	65,224	70,815	9,522	1,816
Paybacks:	0	0	0	0	0	0
Sub-Total:	46	68,314	65,286	70,820	9,522	1,816
Total Engineering:	3,218	9,308	7,715	5,621	711	113
Grand Total:	3,264	77,622	73,001	76,441	10,233	1,929
		2018	2019	2020	2021	2022
State		12,687	13,729	12,294	1,960	297
AC-State		42,144	14,398	19,608	0	0
Local		0	0	0	0	0
Sub-total State		54,831	28,127	31,902	1,960	297
Federal						
Sub-total Federal		22,791	44,874	44,539	8,273	1,632
Grand Total		77,622	73,001	76,441	10,233	1,929

Project Count: 141

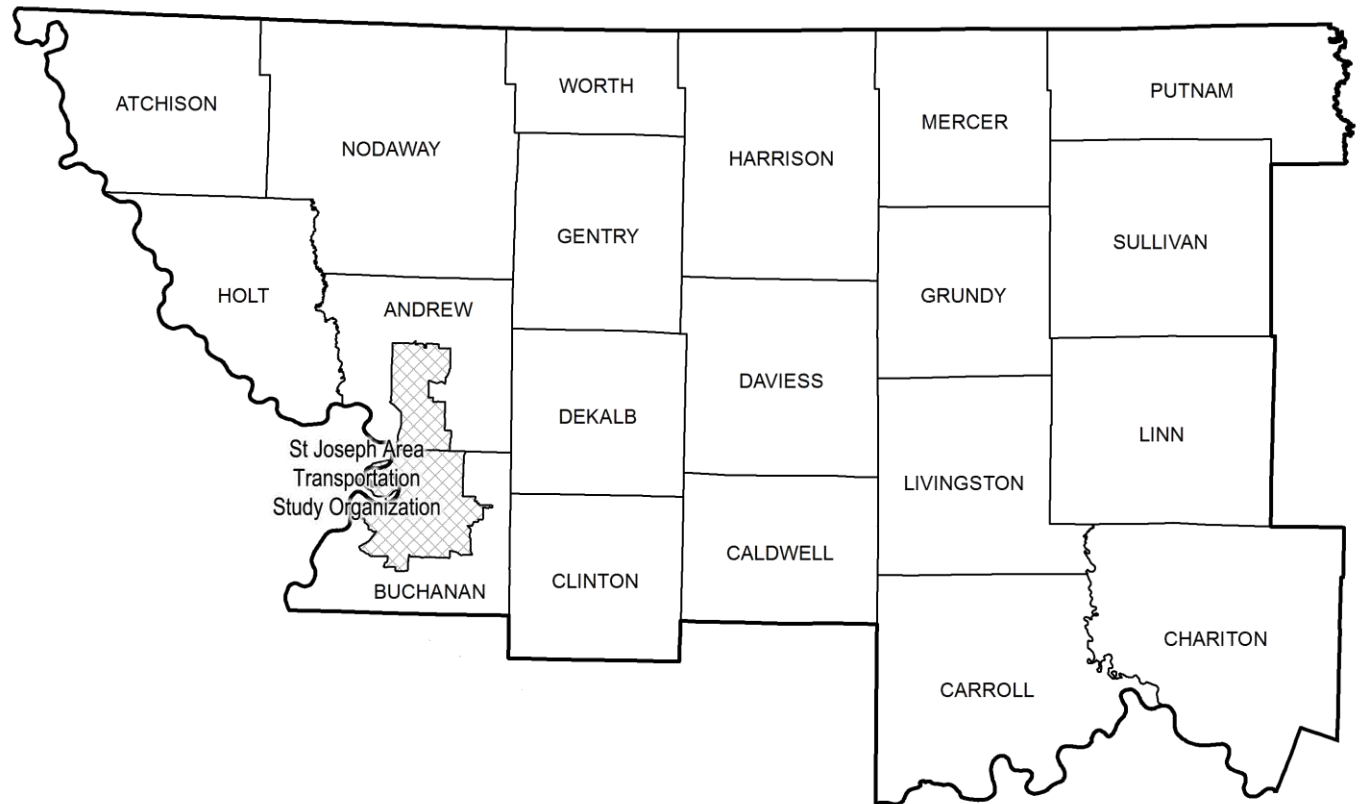
* Subject to the approval of the Transportation Improvement Program by the governing Metropolitan Planning Organization.

Jun-8-2017

Section 4 - 1

District Northwest

Dollars in Thousands



MoDOT's Northwest District

PAYMENT PROJECTS



2018-2022 Highway and Bridge Construction Schedule

Transportation Planning

P.O. Box 270
Jefferson City, MO 65802

Construction contingency applied to construction cost in the year the project is awarded.

Three percent project growth factor compounded annually is applied to right-of-way and construction costs in program years 2, 3, 4, and 5.

No inflation is applied to the Funding From Other Sources (FFOS) or Payments.

Engineering includes PE costs, CE costs and R/W incidentals.

Construction contingency applied to construction cost in the year the project is awarded. Three percent project growth factor compounded annually is applied to right-of-way and construction costs in program years 2, 3, 4, and 5. No inflation is applied to the Funding From Other Sources (FFOS) or Payments. Engineering includes PE costs, CE costs and R/W incidentals.													STATE FISCAL YEAR PROJECT BUDGETING					
													Prior Prog.	7/2017- 6/2018	7/2018- 6/2019	7/2019- 6/2020	7/2020- 6/2021	7/2021- 6/2022
County:	Buchanan	Payback from the Economic Development program to Buchanan County Agri-Business Center Board in SFY 2021 for the design, engineering and right of way for project 1P3035.										Engineering:	0	0	0	0	1	0
Route:	US 36											R/W:	0	0	0	0	0	0
Job No.:	1P3035Z											Construction:	0	0	0	0	0	0
Length:	0.50	MPO:	Y								FFOS:	0	0	0	0	357	0	
Fund Cat:	Flexible & Other			Fed:	0	State:	358	Local:	0			Payments:	0	0	0	0	357	
Sec Cat:	Regional	Awd Date:		N/A	Anticipated Fed Cat:		State											
TIP #:		Future Cost:		0	Estimate Total:		358											
County:	Various	On-call work zone enforcement at various locations in the Northwest District.										Engineering:	0	1	0	0	0	0
Route:	Various											R/W:	0	0	0	0	0	0
Job No.:	1P3174											Construction:	0	0	0	0	0	0
Length:	0.00	MPO:	N								FFOS:	0	0	0	0	0	0	
Fund Cat:	Safety			Fed:	46	State:	5	Local:	0			Payments:	0	50	0	0	0	
Sec Cat:	Safety	Awd Date:		N/A	Anticipated Fed Cat:		Safety											
TIP #:		Future Cost:		0	Estimate Total:		51											
County:	Various	On-call work zone enforcement at various locations in the Northwest District.										Engineering:	0	0	2	0	0	0
Route:	Various											R/W:	0	0	0	0	0	0
Job No.:	1P3200											Construction:	0	0	0	0	0	0
Length:	0.00	MPO:	N								FFOS:	0	0	0	0	0	0	
Fund Cat:	Safety			Fed:	47	State:	5	Local:	0			Payments:	0	0	50	0	0	
Sec Cat:	Safety	Awd Date:		N/A	Anticipated Fed Cat:		Safety											
TIP #:		Future Cost:		0	Estimate Total:		52											
County:	Various	Payback beginning in SFY 2008 for Safe and Sound bridges in the Northwest District.										Engineering:	0	0	0	0	0	0
Route:	Various											R/W:	169	0	0	0	0	0
Job No.:	5B08000											Construction:	0	0	0	0	0	0
Length:	0.00	MPO:	Y								FFOS:	169	0	0	0	0	0	
Fund Cat:	Taking Care Of System			Fed:	0	State:	43,615	Local:	0			Payments:	53,908	8,723	8,723	8,723	8,723	
Sec Cat:	Rehab And Reconst	Awd Date:		N/A	Anticipated Fed Cat:		State											
TIP #:	BR-33	Future Cost:		75,001 - 100,000		Estimate Total:		97,692										

* Subject to the approval of the Transportation Improvement Program by the governing Metropolitan Planning Organization.

Jun-8-2017

Section 4 - 1

District Northwest

Dollars in Thousands



2018-2022 Highway and Bridge Construction Schedule

Transportation Planning

P.O. Box 270
Jefferson City, MO 65802

Construction contingency applied to construction cost in the year the project is awarded.
Three percent project growth factor compounded annually is applied to right-of-way and construction costs in program years 2, 3, 4, and 5.
No inflation is applied to the Funding From Other Sources (FFOS) or Payments.
Engineering includes PE costs, CE costs and R/W incidentals.

STATE FISCAL YEAR PROJECT BUDGETING						
	Prior Prog.	7/2017- 6/2018	7/2018- 6/2019	7/2019- 6/2020	7/2020- 6/2021	7/2021- 6/2022
FFOS:	169	0	0	0	357	0
Total R/W:	169	0	0	0	0	0
Total Construction:	0	0	0	0	0	0
Paybacks:	53,908	8,773	8,773	8,723	9,080	8,723
Sub-Total:	54,077	8,773	8,773	8,723	9,080	8,723
Total Engineering:	0	1	2	0	1	0
Grand Total:	54,077	8,774	8,775	8,723	9,081	8,723
		2018	2019	2020	2021	2022
State		8,728	8,728	8,723	9,081	8,723
AC-State		0	0	0	0	0
Local		0	0	0	0	0
Sub-total State		8,728	8,728	8,723	9,081	8,723
Federal						
Sub-total Federal		46	47	0	0	0
Grand Total		8,774	8,775	8,723	9,081	8,723

Project Count: 4

* Subject to the approval of the Transportation Improvement Program by the governing Metropolitan Planning Organization.

Jun-8-2017

Section 4 - 1

District Northwest

Dollars in Thousands



2018-2022 Highway and Bridge Construction Schedule

Transportation Planning

P.O. Box 270
Jefferson City, MO 65802

Construction contingency applied to construction cost in the year the project is awarded.
Three percent project growth factor compounded annually is applied to right-of-way and construction costs in program years 2, 3, 4, and 5.
No inflation is applied to the Funding From Other Sources (FFOS) or Payments.
Engineering includes PE costs, CE costs and R/W incidentals.

Northwest

Total

STATE FISCAL YEAR PROJECT BUDGETING						
	Prior Prog.	7/2017- 6/2018	7/2018- 6/2019	7/2019- 6/2020	7/2020- 6/2021	7/2021- 6/2022
FFOS:	169	4,401	2,170	1,623	1,970	1,613
Total R/W:	215	170	62	5	0	0
Total Construction:	0	68,144	65,224	70,815	9,522	1,816
Paybacks:	53,908	8,773	8,773	8,723	9,080	8,723
Sub-Total:	54,123	77,087	74,059	79,543	18,602	10,539
Total Engineering:	3,218	9,309	7,717	5,621	712	113
Grand Total:	57,341	86,396	81,776	85,164	19,314	10,652
		2018	2019	2020	2021	2022
State	21,415	22,457	21,017	11,041	9,020	
AC-State	42,144	14,398	19,608	0	0	
Local	0	0	0	0	0	
Sub-total State	63,559	36,855	40,625	11,041	9,020	
Federal						
Sub-total Federal	22,837	44,921	44,539	8,273	1,632	
Grand Total	86,396	81,776	85,164	19,314	10,652	

Project Count: 145

* Subject to the approval of the Transportation Improvement Program by the governing Metropolitan Planning Organization.

Jun-8-2017

Section 4 - 1

District Northwest

Dollars in Thousands

**District Program Summary
Northwest**

(Dollars in Millions)

Amounts include construction and right of way, excludes engineering.

State Fiscal Year	2018	2019	2020	2021	2022
Statewide Interstate And Major Bridge - Available					
Statewide Interstate And Major Bridge - FFOS	0.000	0.000	0.000	0.000	0.000
Statewide Interstate And Major Bridge - Fund Transfers	23.842	7.632	22.193	0.000	0.000
Statewide Interstate And Major Bridge - Carryover	0.170	0.000	0.000	0.000	0.000
Award and Completed Project Adjustments	0.000	0.000	0.000	0.000	0.000
Statewide Interstate And Major Bridge - Total Available	24.012	7.632	22.193	0.000	0.000
Statewide Interstate And Major Bridge - Programmed	23.842	7.861	26.626	0.000	0.000
Safety - Available	1.153	1.178	1.151	1.145	1.138
Safety - FFOS	0.000	0.000	0.844	0.738	0.738
Safety - Fund Transfers	-0.600	-1.075	-1.100	0.000	0.000
Safety - Carryover	1.331	0.000	0.000	0.000	0.000
Award and Completed Project Adjustments	0.142	0.000	0.081	0.066	0.000
Safety - Total Available	2.026	0.103	0.976	1.949	1.876
Safety - Programmed	1.998	0.050	0.895	0.806	0.831
Taking Care Of System - Available	22.885	23.436	23.274	23.157	23.009
Taking Care Of System - FFOS	4.401	2.170	0.779	0.875	0.875
Taking Care Of System - Fund Transfers	18.360	24.666	8.527	0.000	0.000
Taking Care Of System - Carryover	-3.774	0.000	0.000	0.000	0.000
Award and Completed Project Adjustments	3.059	14.190	4.118	0.675	0.000
Taking Care Of System - Total Available	44.931	64.462	36.698	24.707	23.884
Taking Care Of System - Programmed	50.947	66.150	52.019	17.440	9.708
Flexible & Other - Available					
Flexible & Other - FFOS	0.000	0.000	0.000	0.357	0.000
Flexible & Other - Fund Transfers	0.000	0.000	0.000	0.000	0.000
Flexible & Other - Carryover	1.542	0.000	0.000	0.000	0.000
Award and Completed Project Adjustments	0.000	0.090	-0.324	0.000	0.000
Flexible & Other - Total Available	1.542	0.090	-0.324	0.357	0.000
Flexible & Other - Programmed	0.300	0.000	0.000	0.357	0.000
Statewide Safety - Available					
Statewide Safety - FFOS	0.000	0.000	0.000	0.000	0.000
Statewide Safety - Fund Transfers	0.000	0.000	0.000	0.000	0.000
Statewide Safety - Carryover	0.000	0.000	0.000	0.000	0.000
Award and Completed Project Adjustments	0.000	0.000	0.000	0.000	0.000
Statewide Safety - Total Available	0.000	0.000	0.000	0.000	0.000
Statewide Safety - Programmed	0.000	0.000	0.000	0.000	0.000
Statewide Major Projects & Emerging Needs - Available					
Statewide Major Projects & Emerging Needs - FFOS	0.000	0.000	0.000	0.000	0.000
Statewide Major Projects & Emerging Needs - Fund Transfers	0.000	0.000	0.000	0.000	0.000
Statewide Major Projects & Emerging Needs - Carryover	2.020	0.000	0.000	0.000	0.000
Award and Completed Project Adjustments	0.000	0.000	0.000	0.000	0.000
Statewide Major Projects & Emerging Needs - Total Available	2.020	0.000	0.000	0.000	0.000
Statewide Major Projects & Emerging Needs - Programmed	0.000	0.000	0.000	0.000	0.000
Statewide Amendment 3 - Available					
Statewide Amendment 3 - FFOS	0.000	0.000	0.000	0.000	0.000
Statewide Amendment 3 - Fund Transfers	0.000	0.000	0.000	0.000	0.000
Statewide Amendment 3 - Carryover	0.010	0.000	0.000	0.000	0.000
Award and Completed Project Adjustments	0.000	0.000	0.000	0.000	0.000
Statewide Amendment 3 - Total Available	0.010	0.000	0.000	0.000	0.000
Statewide Amendment 3 - Programmed	0.000	0.000	0.000	0.000	0.000

Note: Three percent inflation compounded annually applied to program years 2019 - 2022

Two percent construction contingency applied to construction.

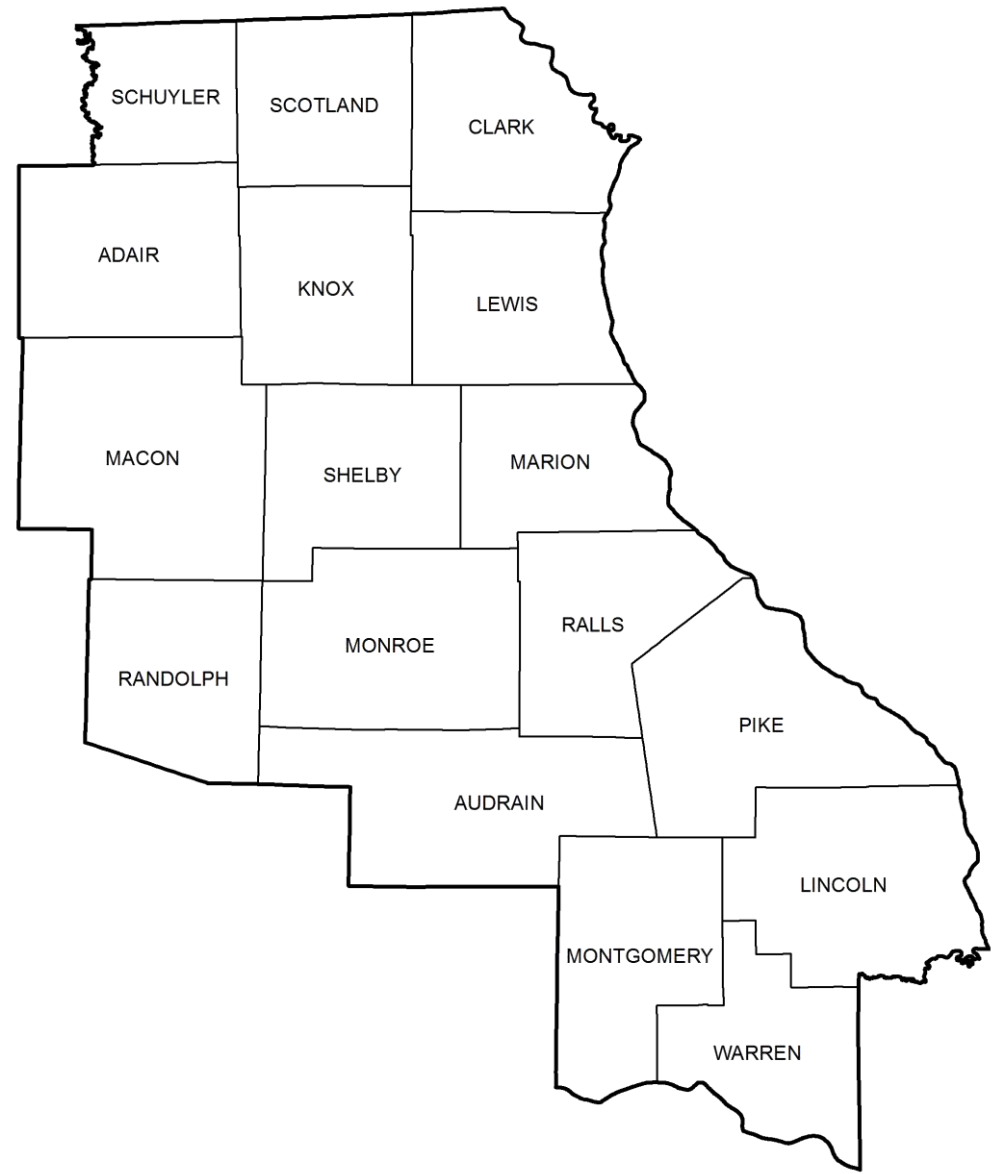
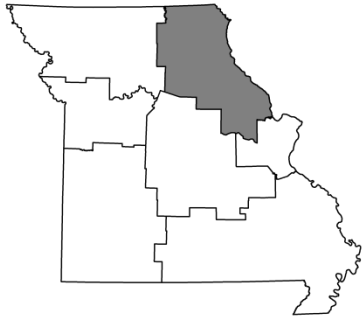
**District Program Summary
Northwest**

(Dollars in Millions)

Amounts include construction and right of way, excludes engineering.

Total Categorized Funding Available by SFY	74.541	72.287	59.543	27.013	25.760
Total Flexible Funds Available	0.000	0.741	25.544	25.196	24.078
Adjustments	3.201	14.280	3.875	0.741	0.000
Carryovers	1.299				
Total Available by SFY	74.541	73.028	85.087	52.209	49.838
Total Programmed by SFY	77.087	74.061	79.540	18.603	10.539

*Note: Three percent inflation compounded annually applied to program years 2019 - 2022
Two percent construction contingency applied to construction.*



MoDOT's Northeast District

PROJECT DESCRIPTION KEY

2018-2022 Highway and Bridge Construction Schedule

Construction contingency applied to construction cost in the year the project is awarded.

Three percent project growth factor compounded annually is applied to right-of-way and construction in program years 2, 3, 4, and 5.

No inflation is applied to the Funding From Other Sources (FFOS) or Payments.

Engineering includes PE costs, CE costs, and R/W incidentals.

						STATE FISCAL YEAR PROJECT BUDGETING					
						Prior Prog.	7/2017 6/2018	7/2018 6/2019	7/2019 6/2020	7/2020 6/2021	7/2021 6/2022
County:	XX					Engineering:	99	9	0	0	0
Route:	XX					R/W:	0	0	99	0	0
Job No.:						Construction:	0	0	0	999	0
Length:						FFOS:	0	0	0	99	0
Fund Cat:						Payments:	0	99	0	0	0
Sec Cat:											
TIP#											

MPO:

Fed:

State:

Local:

Award Date

Anticipated Fed Cat:

Future Cost:

Estimate Total:

Anticipated Federal
Funding Category^

Estimated cost range beyond 2022.

Date project is to be awarded to begin
construction (Season and calendar year for
2017 & 2018. SFY only beyond 2018).

Metropolitan Planning Organization (Y/N).

Project description and location.

County location of project.

Route location of project.

Project number used to track
project costs.

Total length in 1/100 miles.

Primary Funding Category.*

Secondary Funding Category.**

Transportation Improvement Program
number (MPO projects only).

Total project cost estimate.

Federal, Advanced CN-State,
State and Local share of project
costs.

Dollars programmed
in previous STIPs.

Dollars funded
from other
sources.

Dollars for construction,
utilities and
contingency.

Dollars for right-of-way
(land acquisition).

Dollars to be paid back for
accelerating the project or
payments to others.

Dollars for engineering that include
preliminary engineering, construction
engineering and right-of-way incidentals.

*Primary Funding Category:

Take Care of System
Statewide Interstate & Major Bridge
Safety
Statewide Safety
Flexible & Other
Amendment 3

**Secondary Funding Category:

Enhancements
Low Type Resurfacing
N - Ada Trans (ADA Transition Plan)
Preventive Maint (Preventive Maintenance)
Regional
Rehab And Reconst (Rehabilitation and Reconstruction)
Routine Maintenance
Safety
Systems Operations
Thin Lift Overlay
Urban Safety

^Anticipated Federal Funding Category:

CMAQ - Congestion Mitigation and Air Quality.

* Usually 80% Federal & 20% State funds.

Earmark - usually 80% Federal & 20% State funds.

NHFP - National Highway Freight Program.

* Usually 80% Federal & 20% State funds.

NHPP - National Highway Performance Program.

* Usually 80% Federal & 20% State funds.

* Sometimes 90% Federal & 10% State funds.

Safety - usually 90% Federal & 10% State funds.

State - No federal funds, state only funded.

STBG - Surface Transportation Block Grant program.

* Usually 80% Federal & 20% State funds.

(All Costs in Thousands)



2018-2022 Highway and Bridge Construction Schedule

Transportation Planning

P.O. Box 270
Jefferson City, MO 65102

Construction contingency applied to construction cost in the year the project is awarded.

Three percent project growth factor compounded annually is applied to right-of-way and construction costs in program years 2, 3, 4, and 5.

No inflation is applied to the Funding From Other Sources (FFOS) or Payments.

Engineering includes PE costs, CE costs and R/W incidentals.

Construction contingency applied to construction cost in the year the project is awarded. Three percent project growth factor compounded annually is applied to right-of-way and construction costs in program years 2, 3, 4, and 5. No inflation is applied to the Funding From Other Sources (FFOS) or Payments. Engineering includes PE costs, CE costs and R/W incidentals.							STATE FISCAL YEAR PROJECT BUDGETING					
							Prior Prog.	7/2017- 6/2018	7/2018- 6/2019	7/2019- 6/2020	7/2020- 6/2021	7/2021- 6/2022
County: Adair Route: MO 6 Job No.: 2P3132 Length: 15.00 MPO: N Fund Cat: Taking Care Of System Sec Cat: Thin Lift Overlay Awd Date: Fall 18 Anticipated Fed Cat: NHPP TIP #: Future Cost: 0 Estimate Total: 3,650	Pavement improvements from the Chariton River near Novinger to Rte. 129 in Green City in Sullivan County. \$732,000 Open Container funds.						Engineering: 5	10	273	0	0	0
							R/W: 0	0	0	0	0	0
							Construction: 0	0	3,362	0	0	0
							FFOS: 0	0	732	0	0	0
							Payments: 0	0	0	0	0	0
County: Adair Route: US 63 Job No.: 2P3131 Length: 19.71 MPO: N Fund Cat: Taking Care Of System Sec Cat: Thin Lift Overlay Awd Date: Winter 18 Anticipated Fed Cat: NHPP TIP #: Future Cost: 0 Estimate Total: 4,390	Pavement improvements on southbound lanes 1.5 miles north of Rte. 156 to 1.3 miles south of Rte. M in Macon County and on northbound lanes 1.8 miles north of Rte. 156 to 2.6 miles north of Rte. KK near Kirksville.						Engineering: 2	425	0	0	0	0
							R/W: 0	0	0	0	0	0
							Construction: 0	3,963	0	0	0	0
							FFOS: 0	0	0	0	0	0
							Payments: 0	0	0	0	0	0
County: Audrain Route: MO 19 Job No.: 2P3101 Length: 15.90 MPO: N Fund Cat: Taking Care Of System Sec Cat: Thin Lift Overlay Awd Date: Fall 17 Anticipated Fed Cat: STBG TIP #: Future Cost: 0 Estimate Total: 6,502	Pavement and shoulder improvements from Rte. 54 south junction to 0.2 mile north of Rte. B near Montgomery City. \$1,819,000 Open Container funds.						Engineering: 7	626	0	0	0	0
							R/W: 0	0	0	0	0	0
							Construction: 0	5,869	0	0	0	0
							FFOS: 0	1,819	0	0	0	0
							Payments: 0	0	0	0	0	0
County: Audrain Route: MO 19 Job No.: 2P3153 Length: 8.47 MPO: N Fund Cat: Taking Care Of System Sec Cat: Thin Lift Overlay Awd Date: 2020 Anticipated Fed Cat: NHPP TIP #: Future Cost: 0 Estimate Total: 2,491	Pavement improvements from 0.2 mile north of Rte. J to 0.1 mile south of Rte. BB near Laddonia.						Engineering: 2	2	2	185	0	0
							R/W: 0	0	0	0	0	0
							Construction: 0	0	0	2,300	0	0
							FFOS: 0	0	0	0	0	0
							Payments: 0	0	0	0	0	0
County: Audrain Route: MO 22 Job No.: 2P3095 Length: 17.66 MPO: N Fund Cat: Taking Care Of System Sec Cat: Preventive Maint Awd Date: 2020 Anticipated Fed Cat: STBG TIP #: Future Cost: 0 Estimate Total: 1,789	Pavement improvements from 0.1 mile west of Rte. E near Mexico to Rte. F in Boone County.						Engineering: 2	2	2	117	0	0
							R/W: 0	0	0	0	0	0
							Construction: 0	0	0	1,666	0	0
							FFOS: 0	0	0	0	0	0
							Payments: 0	0	0	0	0	0

* Subject to the approval of the Transportation Improvement Program by the governing Metropolitan Planning Organization.

Jun-8-2017

Section 4 - 1

District Northeast

Dollars in Thousands



2018-2022 Highway and Bridge Construction Schedule

Transportation Planning

P.O. Box 270
Jefferson City, MO 65102

Construction contingency applied to construction cost in the year the project is awarded.

Three percent project growth factor compounded annually is applied to right-of-way and construction costs in program years 2, 3, 4, and 5.

No inflation is applied to the Funding From Other Sources (FFOS) or Payments.

Engineering includes PE costs, CE costs and R/W incidentals.

Construction contingency applied to construction cost in the year the project is awarded. Three percent project growth factor compounded annually is applied to right-of-way and construction costs in program years 2, 3, 4, and 5. No inflation is applied to the Funding From Other Sources (FFOS) or Payments. Engineering includes PE costs, CE costs and R/W incidentals.							STATE FISCAL YEAR PROJECT BUDGETING					
							Prior Prog.	7/2017- 6/2018	7/2018- 6/2019	7/2019- 6/2020	7/2020- 6/2021	7/2021- 6/2022
County: Audrain Route: US 54 Job No.: 2P3135 Length: 20.14 MPO: N Fund Cat: Taking Care Of System Sec Cat: Thin Lift Overlay Awd Date: Fall 18 Anticipated Fed Cat: NHPP TIP #: Future Cost: 0 Estimate Total: 6,305	Pavement improvements from Rte. 19 north junction to 0.1 mile east of Rte. U in Pike County near Curryville.						Engineering: 5 R/W: 0 Construction: 0 FFOS: 0 Payments: 0	100 492 0 0 0 0 0	0 0 5,708 0 0 0 0	0 0 0 0 0 0 0	0 0 0 0 0 0 0	0 0 0 0 0 0 0
County: Audrain Route: US 54 Job No.: 2P3156 Length: 1.90 MPO: N Fund Cat: Safety Sec Cat: Safety Awd Date: 2020 Anticipated Fed Cat: Safety TIP #: Future Cost: 0 Estimate Total: 3,066	Intersection improvements at Rte. 19 north junction (Basinger Corner), north of Laddonia. \$939,000 Open Container funds.						Engineering: 10 R/W: 0 Construction: 0 FFOS: 0 Payments: 0	20 0 0 0 0 0 0	100 206 0 0 0 0 0	241 0 2,489 939 0 0 0	0 0 0 0 0 0 0	0 0 0 0 0 0 0
County: Audrain Route: US 54 Job No.: 2P3157 Length: 1.50 MPO: N Fund Cat: Safety Sec Cat: Safety Awd Date: 2019 Anticipated Fed Cat: Safety TIP #: Future Cost: 0 Estimate Total: 1,497	Intersection improvements at Rte. 19 south junction (Scott's Corner), south of Laddonia.						Engineering: 10 R/W: 0 Construction: 0 FFOS: 0 Payments: 0	67 5 0 0 0 0 0	154 0 1,261 0 0 0 0	0 0 0 0 0 0 0	0 0 0 0 0 0 0	0 0 0 0 0 0 0
County: Audrain Route: US 54 Job No.: 2P3174 Length: 3.67 MPO: N Fund Cat: Taking Care Of System Sec Cat: Thin Lift Overlay Awd Date: Fall 17 Anticipated Fed Cat: NHPP TIP #: Future Cost: 0 Estimate Total: 802	Pavement improvements on eastbound and westbound lanes from Callaway County line to 0.3 mile south of Rtes. 15 and 22 interchange at Mexico.						Engineering: 0 R/W: 0 Construction: 0 FFOS: 0 Payments: 0	62 0 740 0 0 0 0	0 0 0 0 0 0 0	0 0 0 0 0 0 0	0 0 0 0 0 0 0	0 0 0 0 0 0 0
County: Audrain Route: US 54 Job No.: 2P3217 Length: 1.02 MPO: N Fund Cat: Taking Care Of System Sec Cat: N- Ada Trans Awd Date: Fall 18 Anticipated Fed Cat: STBG TIP #: Future Cost: 0 Estimate Total: 461	Pedestrian and ADA Transition Plan improvements on Rtes. 54, F, W and V in Vandalia and Rte. 54 in Curryville. \$287,000 Statewide Transportation Alternatives funds.						Engineering: 0 R/W: 0 Construction: 0 FFOS: 0 Payments: 0	49 30 0 24 0	43 0 339 263 0	0 0 0 0 0	0 0 0 0 0	0 0 0 0 0

* Subject to the approval of the Transportation Improvement Program by the governing Metropolitan Planning Organization.

Jun-8-2017

Section 4 - 2

District Northeast

Dollars in Thousands



2018-2022 Highway and Bridge Construction Schedule

Transportation Planning

P.O. Box 270
Jefferson City, MO 65102

Construction contingency applied to construction cost in the year the project is awarded.

Three percent project growth factor compounded annually is applied to right-of-way and construction costs in program years 2, 3, 4, and 5.

No inflation is applied to the Funding From Other Sources (FFOS) or Payments.

Engineering includes PE costs, CE costs and R/W incidentals.

						STATE FISCAL YEAR PROJECT BUDGETING					
						Prior Prog.	7/2017- 6/2018	7/2018- 6/2019	7/2019- 6/2020	7/2020- 6/2021	7/2021- 6/2022
County:	Audrain	Replace bridge over Littleby Creek 0.2 mile west of Rte. O near Rush Hill. Project involves bridge K0793.				Engineering:	66	148	0	0	0
Route:	RT J					R/W:	0	2	0	0	0
Job No.:	2S3004					Construction:	0	868	0	0	0
Length:	0.09	MPO: N				FFOS:	0	0	0	0	0
Fund Cat:	Taking Care Of System	Fed:	815	State:	203	Local:	0				
Sec Cat:	Rehab And Reconst	Awd Date:	Winter 18	Anticipated Fed Cat:	NHPP		Payments:	0	0	0	0
TIP #:		Future Cost:	0	Estimate Total:	1,084						
County:	Clark	Pavement improvements on southbound lanes from Fox River in Clark County to 1.2 miles north of Rte. B in Lewis County near Canton (seven disconnected sections) and from Iowa State line to Rte. 27 interchange in Clark County.				Engineering:	3	269	0	0	0
Route:	US 61					R/W:	0	0	0	0	0
Job No.:	2P3151					Construction:	0	3,270	0	0	0
Length:	16.27	MPO: N				FFOS:	0	0	0	0	0
Fund Cat:	Taking Care Of System	AC-State:	2,831	State:	708	Local:	0				
Sec Cat:	Thin Lift Overlay	Awd Date:	Winter 18	Anticipated Fed Cat:	NHPP		Payments:	0	0	0	0
TIP #:		Future Cost:	0	Estimate Total:	3,542						
County:	Clark	Bridge improvements over South Wyaconda River 2.6 miles south of Rte. 136 near Wyaconda. Project involves bridge S0128.				Engineering:	20	18	164	0	0
Route:	RT A					R/W:	0	0	0	0	0
Job No.:	2S3141					Construction:	0	0	966	0	0
Length:	0.08	MPO: N				FFOS:	0	0	0	0	0
Fund Cat:	Taking Care Of System	Fed:	918	State:	230	Local:	0				
Sec Cat:	Rehab And Reconst	Awd Date:	2019	Anticipated Fed Cat:	NHPP		Payments:	0	0	0	0
TIP #:		Future Cost:	0	Estimate Total:	1,168						
County:	Clark	Replace bridge over Honey Creek 1.3 miles west of Rte. 81 near Kahoka. Project involves bridge R0505.				Engineering:	50	80	0	0	0
Route:	RT Y					R/W:	0	2	0	0	0
Job No.:	2S3122					Construction:	0	515	0	0	0
Length:	0.10	MPO: N				FFOS:	0	0	0	0	0
Fund Cat:	Taking Care Of System	Fed:	478	State:	119	Local:	0				
Sec Cat:	Rehab And Reconst	Awd Date:	Spring 18	Anticipated Fed Cat:	STBG		Payments:	0	0	0	0
TIP #:		Future Cost:	0	Estimate Total:	647						
County:	Knox	Pavement improvements from Rte. 6 north junction at Edina to Rte. 168 at Shelbyville in Shelby County.				Engineering:	4	2	2	203	0
Route:	MO 15					R/W:	0	0	0	0	0
Job No.:	2P3103					Construction:	0	0	0	2,860	0
Length:	32.04	MPO: N				FFOS:	0	0	0	0	0
Fund Cat:	Taking Care Of System	Fed:	2,454	State:	613	Local:	0				
Sec Cat:	Thin Lift Overlay	Awd Date:	2020	Anticipated Fed Cat:	STBG		Payments:	0	0	0	0
TIP #:		Future Cost:	0	Estimate Total:	3,071						

* Subject to the approval of the Transportation Improvement Program by the governing Metropolitan Planning Organization.

Jun-8-2017

Section 4 - 3

District Northeast

Dollars in Thousands



2018-2022 Highway and Bridge Construction Schedule

Transportation Planning

P.O. Box 270
Jefferson City, MO 65102

Construction contingency applied to construction cost in the year the project is awarded.

Three percent project growth factor compounded annually is applied to right-of-way and construction costs in program years 2, 3, 4, and 5.

No inflation is applied to the Funding From Other Sources (FFOS) or Payments.

Engineering includes PE costs, CE costs and R/W incidentals.

Construction contingency applied to construction cost in the year the project is awarded. Three percent project growth factor compounded annually is applied to right-of-way and construction costs in program years 2, 3, 4, and 5. No inflation is applied to the Funding From Other Sources (FFOS) or Payments. Engineering includes PE costs, CE costs and R/W incidentals.							STATE FISCAL YEAR PROJECT BUDGETING						
							Prior Prog.	7/2017- 6/2018	7/2018- 6/2019	7/2019- 6/2020	7/2020- 6/2021	7/2021- 6/2022	
County: Lewis Route: MO 16 Job No.: 2S3188 Length: 15.62 MPO: N Fund Cat: Taking Care Of System Sec Cat: Preventive Maint Awd Date: 2020 Anticipated Fed Cat: STBG TIP #: Future Cost: 0 Estimate Total: 438	Pavement treatment from Rte. 6 to Rte. B in Canton (two disconnected sections).						Engineering:	0	1	1	30	0	0
							R/W:	0	0	0	0	0	0
							Construction:	0	0	0	406	0	0
							FFOS:	0	0	0	0	0	0
							Payments:	0	0	0	0	0	0
County: Lewis Route: US 61 Job No.: 2P3102 Length: 16.77 MPO: N Fund Cat: Taking Care Of System Sec Cat: Thin Lift Overlay Awd Date: Fall 17 Anticipated Fed Cat: NHPP TIP #: Future Cost: 0 Estimate Total: 5,186	Pavement improvements on southbound lanes from south of Rte. B north junction to Rte. 24 interchange in Marion County. Project includes bridges A3426, A3148, A3384, A3421 and A3424.						Engineering:	22	355	0	0	0	0
							R/W:	0	0	0	0	0	0
							Construction:	0	4,809	0	0	0	0
							FFOS:	0	0	0	0	0	0
							Payments:	0	0	0	0	0	0
County: Lewis Route: RT K Job No.: 3S2202 Length: 0.05 MPO: N Fund Cat: Taking Care Of System Sec Cat: Rehab And Reconst Awd Date: 2020 Anticipated Fed Cat: NHPP TIP #: Future Cost: 0 Estimate Total: 1,444	Bridge improvements over Middle Fabius River 1.9 miles south of Rte. Y near Labelle. Project involves bridge X0192.						Engineering:	22	10	19	195	0	0
							R/W:	0	0	9	0	0	0
							Construction:	0	0	0	1,189	0	0
							FFOS:	0	0	0	0	0	0
							Payments:	0	0	0	0	0	0
County: Lincoln Route: MO 47 Job No.: 2P3014 Length: 6.67 MPO: N Fund Cat: Taking Care Of System Sec Cat: Low Type Resurfacing Awd Date: Winter 18 Anticipated Fed Cat: STBG TIP #: Future Cost: 0 Estimate Total: 783	Pavement improvements from 0.3 mile west of Rtes. H and J in Troy to Rtes. A and D in Hawk Point.						Engineering:	16	54	0	0	0	0
							R/W:	0	0	0	0	0	0
							Construction:	0	713	0	0	0	0
							FFOS:	0	0	0	0	0	0
							Payments:	0	0	0	0	0	0
County: Lincoln Route: US 61 Job No.: 2P3097 Length: 17.77 MPO: N Fund Cat: Taking Care Of System Sec Cat: Thin Lift Overlay Awd Date: Fall 17 Anticipated Fed Cat: NHPP TIP #: Future Cost: 0 Estimate Total: 3,068	Pavement improvements on southbound lanes from Rte. E to the St. Charles County line near Moscow Mills.						Engineering:	12	227	0	0	0	0
							R/W:	0	0	0	0	0	0
							Construction:	0	2,829	0	0	0	0
							FFOS:	0	0	0	0	0	0
							Payments:	0	0	0	0	0	0

* Subject to the approval of the Transportation Improvement Program by the governing Metropolitan Planning Organization.

Jun-8-2017

Section 4 - 4

District Northeast

Dollars in Thousands



2018-2022 Highway and Bridge Construction Schedule

Construction contingency applied to construction cost in the year the project is awarded.

Three percent project growth factor compounded annually is applied to right-of-way and construction costs in program years 2, 3, 4, and 5.

No inflation is applied to the Funding From Other Sources (FFOS) or Payments.

Engineering includes PE costs, CE costs and R/W incidentals.

						STATE FISCAL YEAR PROJECT BUDGETING					
						Prior Prog.	7/2017- 6/2018	7/2018- 6/2019	7/2019- 6/2020	7/2020- 6/2021	7/2021- 6/2022
County: Lincoln	Pavement improvements on northbound lanes from the St. Charles County line to Rte. V near Troy.	Engineering:	12	191	0	0	0	0	0	0	0
Route: US 61		R/W:	0	0	0	0	0	0	0	0	0
Job No.: 2P3098		Construction:	0	2,380	0	0	0	0	0	0	0
Length: 14.65	MPO: N	FFOS:	0	0	0	0	0	0	0	0	0
Fund Cat: Taking Care Of System	AC-State: 2,056 State: 515 Local: 0	Payments:	0	0	0	0	0	0	0	0	0
Sec Cat: Thin Lift Overlay	Awd Date: Fall 17 Anticipated Fed Cat: NHPP										
TIP #: Future Cost: 0 Estimate Total: 2,583											
County: Lincoln	Install median guard cable from Rte. C at Moscow Mills to St. Charles County line. Project includes intersection improvements at Raceway Park Drive/Himmel Road and John Creech Road. \$1,228,000 Statewide Safety funds.	Engineering:	10	110	0	0	0	0	0	0	0
Route: US 61		R/W:	0	0	0	0	0	0	0	0	0
Job No.: 2P3166		Construction:	0	1,228	0	0	0	0	0	0	0
Length: 4.13	MPO: N	FFOS:	0	0	0	0	0	0	0	0	0
Fund Cat: Safety (Statewide)	Fed: 1,204 State: 134 Local: 0	Payments:	0	0	0	0	0	0	0	0	0
Sec Cat: Awd Date: Fall 17 Anticipated Fed Cat: Safety											
TIP #: Future Cost: 0 Estimate Total: 1,348											
County: Lincoln	Replace bridges on northbound and southbound lanes over Cuivre River 1.7 miles north of Rte. 47 near Troy. Project involves twin bridges A2601.	Engineering:	241	306	948	0	0	0	0	0	0
Route: US 61		R/W:	0	84	0	0	0	0	0	0	0
Job No.: 3P2213		Construction:	0	0	11,031	0	0	0	0	0	0
Length: 0.63	MPO: N	FFOS:	0	0	0	0	0	0	0	0	0
Fund Cat: Statewide Interstate And Major Bridge	Fed: 9,895 State: 2,474 Local: 0	Payments:	0	0	0	0	0	0	0	0	0
Sec Cat: Rehab And Reconst	Awd Date: 2019 Anticipated Fed Cat: NHPP										
TIP #: Future Cost: 0 Estimate Total: 12,610											
County: Lincoln	Bridge improvements over McLean's Branch 0.1 mile south of Rte. N near Winfield. Project involves bridge K0341.	Engineering:	10	5	22	147	0	0	0	0	0
Route: MO 79		R/W:	0	0	2	0	0	0	0	0	0
Job No.: 2P3085		Construction:	0	0	0	790	0	0	0	0	0
Length: 0.07	MPO: N	FFOS:	0	0	0	0	0	0	0	0	0
Fund Cat: Taking Care Of System	Fed: 774 State: 192 Local: 0	Payments:	0	0	0	0	0	0	0	0	0
Sec Cat: Rehab And Reconst	Awd Date: 2020 Anticipated Fed Cat: NHPP										
TIP #: Future Cost: 0 Estimate Total: 976											
County: Lincoln	Pavement treatment from the Pike County line to Rte. 47 near Winfield.	Engineering:	0	1	1	38	0	0	0	0	0
Route: MO 79		R/W:	0	0	0	0	0	0	0	0	0
Job No.: 2P3201		Construction:	0	0	0	522	0	0	0	0	0
Length: 16.94	MPO: N	FFOS:	0	0	0	0	0	0	0	0	0
Fund Cat: Taking Care Of System	AC-State: 450 State: 112 Local: 0	Payments:	0	0	0	0	0	0	0	0	0
Sec Cat: Preventive Maint	Awd Date: 2020 Anticipated Fed Cat: STBG										
TIP #: Future Cost: 0 Estimate Total: 562											

* Subject to the approval of the Transportation Improvement Program by the governing Metropolitan Planning Organization.



2018-2022 Highway and Bridge Construction Schedule

Transportation Planning

P.O. Box 270
Jefferson City, MO 65102

Construction contingency applied to construction cost in the year the project is awarded.

Three percent project growth factor compounded annually is applied to right-of-way and construction costs in program years 2, 3, 4, and 5.

No inflation is applied to the Funding From Other Sources (FFOS) or Payments.

Engineering includes PE costs, CE costs and R/W incidentals.

Construction contingency applied to construction cost in the year the project is awarded. Three percent project growth factor compounded annually is applied to right-of-way and construction costs in program years 2, 3, 4, and 5. No inflation is applied to the Funding From Other Sources (FFOS) or Payments. Engineering includes PE costs, CE costs and R/W incidentals.										STATE FISCAL YEAR PROJECT BUDGETING						
										Prior Prog.	7/2017- 6/2018	7/2018- 6/2019	7/2019- 6/2020	7/2020- 6/2021	7/2021- 6/2022	
County: Lincoln	Pavement treatment from Rte. UU in Silex to Rte. 61.									Engineering:	0	1	11	0	0	0
Route: RT E										R/W:	0	0	0	0	0	0
Job No.: 2S3192										Construction:	0	0	133	0	0	0
Length: 5.25	MPO: N								FFOS:	0	0	0	0	0	0	
Fund Cat: Taking Care Of System								Fed: 116	State: 29	Local: 0	Payments:	0	0	0	0	0
Sec Cat: Preventive Maint	Awd Date: Fall 18	Anticipated Fed Cat: STBG														
TIP #:	Future Cost: 0							Estimate Total: 145								
County: Lincoln	Pavement treatment from Rte. Y to Rte. 47 near Winfield.									Engineering:	0	1	1	11	0	0
Route: RT EE										R/W:	0	0	0	0	0	0
Job No.: 2S3189										Construction:	0	0	0	137	0	0
Length: 5.26	MPO: N								FFOS:	0	0	0	0	0	0	
Fund Cat: Taking Care Of System								AC-State: 121	State: 29	Local: 0	Payments:	0	0	0	0	0
Sec Cat: Preventive Maint	Awd Date: 2020	Anticipated Fed Cat: STBG														
TIP #:	Future Cost: 0							Estimate Total: 150								
County: Lincoln	Pavement treatment from Rte. E south junction to Rte. 47 at Troy.									Engineering:	0	1	22	0	0	0
Route: RT H										R/W:	0	0	0	0	0	0
Job No.: 2S3193										Construction:	0	0	278	0	0	0
Length: 11.02	MPO: N								FFOS:	0	0	0	0	0	0	
Fund Cat: Taking Care Of System								Fed: 240	State: 61	Local: 0	Payments:	0	0	0	0	0
Sec Cat: Preventive Maint	Awd Date: Fall 18	Anticipated Fed Cat: STBG														
TIP #:	Future Cost: 0							Estimate Total: 301								
County: Macon	Pedestrian and ADA Transition Plan improvements on Rte. C in Bevier, Rte. 149 in New Cambria and Rte. M in Atlanta. \$988,000 Statewide Transportation Alternatives funds.									Engineering:	25	180	0	0	0	0
Route: RT C										R/W:	0	25	0	0	0	0
Job No.: 2S3172										Construction:	0	1,211	0	0	0	0
Length: 1.58	MPO: N								FFOS:	0	988	0	0	0	0	
Fund Cat: Taking Care Of System								Fed: 1,133	State: 283	Local: 0	Payments:	0	0	0	0	0
Sec Cat: N- Ada Trans	Awd Date: Spring 18	Anticipated Fed Cat: STBG														
TIP #:	Future Cost: 0							Estimate Total: 1,441								
County: Macon	Pavement treatment from 0.4 mile south of Rte. 36 to Rte. JJ in Huntsville in Randolph County.									Engineering:	0	1	1	47	0	0
Route: RT C										R/W:	0	0	0	0	0	0
Job No.: 2S3206										Construction:	0	0	0	625	0	0
Length: 24.00	MPO: N								FFOS:	0	0	0	0	0	0	
Fund Cat: Taking Care Of System								AC-State: 540	State: 134	Local: 0	Payments:	0	0	0	0	0
Sec Cat: Preventive Maint	Awd Date: 2020	Anticipated Fed Cat: STBG														
TIP #:	Future Cost: 0							Estimate Total: 674								

* Subject to the approval of the Transportation Improvement Program by the governing Metropolitan Planning Organization.

Jun-8-2017

Section 4 - 6

District Northeast

Dollars in Thousands



2018-2022 Highway and Bridge Construction Schedule

Construction contingency applied to construction cost in the year the project is awarded.

Three percent project growth factor compounded annually is applied to right-of-way and construction costs in program years 2, 3, 4, and 5.

No inflation is applied to the Funding From Other Sources (FFOS) or Payments.

Engineering includes PE costs, CE costs and R/W incidentals.

Construction contingency applied to construction cost in the year the project is awarded. Three percent project growth factor compounded annually is applied to right-of-way and construction costs in program years 2, 3, 4, and 5. No inflation is applied to the Funding From Other Sources (FFOS) or Payments. Engineering includes PE costs, CE costs and R/W incidentals.										STATE FISCAL YEAR PROJECT BUDGETING					
										Prior Prog.	7/2017- 6/2018	7/2018- 6/2019	7/2019- 6/2020	7/2020- 6/2021	7/2021- 6/2022
County: Macon Route: RT D Job No.: 2S2168 Length: 0.20 MPO: N Fund Cat: Taking Care Of System Sec Cat: Rehab And Reconst Awd Date: 2020 Anticipated Fed Cat: NHPP TIP #: Future Cost: 0 Estimate Total: 1,799	Bridge improvements over BNSF Railway in La Plata. Project involves bridge K0516.				Engineering: 30 R/W: 0 Construction: 0 FFOS: 0 Payments: 0	5 0 0 0 0	22 2 0 0 0	178 0 1,562 0 0	0 0 0 0 0	0 0 0 0 0					
County: Macon Route: RT O Job No.: 2S3155 Length: 0.34 MPO: N Fund Cat: Taking Care Of System Sec Cat: Rehab And Reconst Awd Date: 2019 Anticipated Fed Cat: STBG TIP #: Future Cost: 0 Estimate Total: 278	Pavement improvements from 0.3 mile north of Rte. 36 interchange to south ramps at interchange at Bevier.				Engineering: 2 R/W: 0 Construction: 0 FFOS: 0 Payments: 0	2 0 0 0 0	44 0 230 0 0	0 0 0 0 0	0 0 0 0 0	0 0 0 0 0					
County: Macon Route: RT PP Job No.: 2S3070 Length: 0.06 MPO: N Fund Cat: Taking Care Of System Sec Cat: Rehab And Reconst Awd Date: 2019 Anticipated Fed Cat: NHPP TIP #: Future Cost: 0 Estimate Total: 720	Bridge improvements over Winn Branch 1 mile west of Rte. V near Macon. Project involves bridge N0559.				Engineering: 15 R/W: 0 Construction: 0 FFOS: 0 Payments: 0	16 1 0 0 0	108 0 580 0 0	0 0 0 0 0	0 0 0 0 0	0 0 0 0 0					
County: Marion Route: US 24 Job No.: 2P3003 Length: 0.46 MPO: N Fund Cat: Statewide Interstate And Major Bridge Sec Cat: Preventive Maint Awd Date: N/A Anticipated Fed Cat: NHPP TIP #: Future Cost: 0 Estimate Total: 53	Payment to IDOT in SFY 2018 for deck sealing on Quincy Bayview bridge. Cost represents Missouri's share. Project involves bridge A4274.				Engineering: 2 R/W: 0 Construction: 0 FFOS: 0 Payments: 0	1 0 50 0 0	0 0 0 0 0	0 0 0 0 0	0 0 0 0 0	0 0 0 0 0					
County: Marion Route: US 24 Job No.: 2P3059C Length: 0.14 MPO: N Fund Cat: Taking Care Of System Sec Cat: Rehab And Reconst Awd Date: Winter 18 Anticipated Fed Cat: NHPP TIP #: Future Cost: 0 Estimate Total: 1,851	Replace bridge deck over South Fabius River 1.2 miles south of Rte. 6 near Taylor. Project involves bridge A2021.				Engineering: 25 R/W: 0 Construction: 0 FFOS: 0 Payments: 0	240 0 1,586 0 0	0 0 0 0 0	0 0 0 0 0	0 0 0 0 0	0 0 0 0 0					

* Subject to the approval of the Transportation Improvement Program by the governing Metropolitan Planning Organization.



2018-2022 Highway and Bridge Construction Schedule

Transportation Planning

P.O. Box 270
Jefferson City, MO 65102

Construction contingency applied to construction cost in the year the project is awarded.

Three percent project growth factor compounded annually is applied to right-of-way and construction costs in program years 2, 3, 4, and 5.

No inflation is applied to the Funding From Other Sources (FFOS) or Payments.

Engineering includes PE costs, CE costs and R/W incidentals.

						STATE FISCAL YEAR PROJECT BUDGETING					
						Prior Prog.	7/2017- 6/2018	7/2018- 6/2019	7/2019- 6/2020	7/2020- 6/2021	7/2021- 6/2022
County: Marion	Pavement improvements on eastbound and westbound lanes from 0.3 mile north of Rte. F to 2.4 miles east of Rte. 61 near Taylor.	Engineering:	5	10	600	0	0	0	0	0	0
Route: US 24		R/W:	0	0	0	0	0	0	0	0	0
Job No.: 2P3127		Construction:	0	0	8,475	0	0	0	0	0	0
Length: 15.24	MPO: N	FFOS:	0	0	0	0	0	0	0	0	0
Fund Cat: Taking Care Of System	AC-State: 7,268 State: 1,817 Local: 0	Payments:	0	0	0	0	0	0	0	0	0
Sec Cat: Thin Lift Overlay	Awd Date: Fall 18 Anticipated Fed Cat: NHPP										
TIP #: Future Cost: 0 Estimate Total: 9,090											
County: Marion	Payment to IDOT in SFY 2021 for deck sealing on Quincy Bayview bridge. Cost represents Missouri's share. Project involves bridge A4274.	Engineering:	0	0	0	1	1	0	0	0	0
Route: US 24		R/W:	0	0	0	0	0	0	0	0	0
Job No.: 2P3162		Construction:	0	0	0	0	30	0	0	0	0
Length: 0.46	MPO: N	FFOS:	0	0	0	0	0	0	0	0	0
Fund Cat: Taking Care Of System	Fed: 26 State: 6 Local: 0	Payments:	0	0	0	0	0	0	0	0	0
Sec Cat: Preventive Maint	Awd Date: N/A Anticipated Fed Cat: NHPP										
TIP #: Future Cost: 0 Estimate Total: 32											
County: Marion	Pavement improvements from Rte. 61 to 0.5 mile north of Rte. 36 near Hannibal.	Engineering:	7	1	2	80	0	0	0	0	0
Route: US 24		R/W:	0	0	0	0	0	0	0	0	0
Job No.: 2P3168		Construction:	0	0	0	1,084	0	0	0	0	0
Length: 2.94	MPO: N	FFOS:	0	0	0	0	0	0	0	0	0
Fund Cat: Taking Care Of System	AC-State: 934 State: 233 Local: 0	Payments:	0	0	0	0	0	0	0	0	0
Sec Cat: Thin Lift Overlay	Awd Date: 2020 Anticipated Fed Cat: NHPP										
TIP #: Future Cost: 0 Estimate Total: 1,174											
County: Marion	Intersection improvements at Rte. F near Palmyra.	Engineering:	15	5	23	89	0	0	0	0	0
Route: US 24		R/W:	0	0	5	0	0	0	0	0	0
Job No.: 2P3173		Construction:	0	0	0	757	0	0	0	0	0
Length: 0.69	MPO: N	FFOS:	0	0	0	0	0	0	0	0	0
Fund Cat: Safety	Fed: 790 State: 89 Local: 0	Payments:	0	0	0	0	0	0	0	0	0
Sec Cat: Safety	Awd Date: 2020 Anticipated Fed Cat: Safety										
TIP #: Future Cost: 0 Estimate Total: 894											
County: Marion	Pavement improvements on eastbound lanes from 0.4 mile west of Bus. 36 at Monroe City to 0.9 mile east of Rte. H (two disconnected sections).	Engineering:	5	5	246	0	0	0	0	0	0
Route: US 36		R/W:	0	0	0	0	0	0	0	0	0
Job No.: 2P3128		Construction:	0	0	3,358	0	0	0	0	0	0
Length: 12.02	MPO: N	FFOS:	0	0	0	0	0	0	0	0	0
Fund Cat: Taking Care Of System	Fed: 2,887 State: 722 Local: 0	Payments:	0	0	0	0	0	0	0	0	0
Sec Cat: Thin Lift Overlay	Awd Date: Fall 18 Anticipated Fed Cat: NHPP										
TIP #: Future Cost: 0 Estimate Total: 3,614											

* Subject to the approval of the Transportation Improvement Program by the governing Metropolitan Planning Organization.

Jun-8-2017

Section 4 - 8

District Northeast

Dollars in Thousands



2018-2022 Highway and Bridge Construction Schedule

Construction contingency applied to construction cost in the year the project is awarded.

Three percent project growth factor compounded annually is applied to right-of-way and construction costs in program years 2, 3, 4, and 5.

No inflation is applied to the Funding From Other Sources (FFOS) or Payments.

Engineering includes PE costs, CE costs and R/W incidentals.

						STATE FISCAL YEAR PROJECT BUDGETING					
						Prior Prog.	7/2017- 6/2018	7/2018- 6/2019	7/2019- 6/2020	7/2020- 6/2021	7/2021- 6/2022
County:	Marion	Pavement improvements on eastbound lanes from 1.8 miles east of Rte. 24 to Rte. 61 and on westbound lanes from Rte. 61 to 0.5 mile west of Rte. 61 in Hannibal.				Engineering:	5	5	135	0	0
Route:	US 36					R/W:	0	0	0	0	0
Job No.:	2P3129					Construction:	0	0	1,695	0	0
Length:	4.72	MPO:	N			FFOS:	0	0	0	0	0
Fund Cat:	Taking Care Of System	Fed:	1,468	State:	367	Local:	0				
Sec Cat:	Thin Lift Overlay	Awd Date:	Fall 18	Anticipated Fed Cat:	NHPP	Payments:	0	0	0	0	0
TIP #:		Future Cost:	0	Estimate Total:	1,840						
County:	Marion	Pavement improvements on southbound and northbound lanes from 0.6 mile south of Rte. F to 0.4 mile north of Rte. 168 near Hannibal.				Engineering:	2	2	5	246	0
Route:	US 61					R/W:	0	0	0	0	0
Job No.:	2P3130					Construction:	0	0	0	3,440	0
Length:	5.73	MPO:	N			FFOS:	0	0	0	0	0
Fund Cat:	Taking Care Of System	Fed:	2,954	State:	739	Local:	0				
Sec Cat:	Thin Lift Overlay	Awd Date:	2020	Anticipated Fed Cat:	NHPP	Payments:	0	0	0	0	0
TIP #:		Future Cost:	0	Estimate Total:	3,695						
County:	Marion	Pavement improvements on northbound lanes from Rte. 24 interchange to 0.9 mile north of Rte. B south junction in Lewis County. Project involves bridges A3209 and A3427.				Engineering:	2	140	0	0	0
Route:	US 61					R/W:	0	0	0	0	0
Job No.:	2P3154					Construction:	0	1,826	0	0	0
Length:	6.10	MPO:	N			FFOS:	0	0	0	0	0
Fund Cat:	Taking Care Of System	AC-State:	1,573	State:	393	Local:	0				
Sec Cat:	Thin Lift Overlay	Awd Date:	Fall 17	Anticipated Fed Cat:	NHPP	Payments:	0	0	0	0	0
TIP #:		Future Cost:	0	Estimate Total:	1,968						
County:	Marion	Bridge improvements on northbound lane over Rte. 24 outer road 1.5 miles north of Rte. 6 at Taylor interchange. Project involves bridge A3152.				Engineering:	0	2	2	16	154
Route:	US 61					R/W:	0	0	0	0	0
Job No.:	2P3181					Construction:	0	0	0	0	1,017
Length:	0.11	MPO:	N			FFOS:	0	0	0	0	0
Fund Cat:	Taking Care Of System	Fed:	954	State:	237	Local:	0				
Sec Cat:	Rehab And Reconst	Awd Date:	2021	Anticipated Fed Cat:	NHPP	Payments:	0	0	0	0	0
TIP #:		Future Cost:	0	Estimate Total:	1,191						
County:	Marion	Bridge improvements on southbound lane over Rte. 24 outer road 1.5 miles north of Rte. 6 at Taylor interchange. Project involves bridge A3152.				Engineering:	0	2	12	162	0
Route:	US 61					R/W:	0	0	2	0	0
Job No.:	2P3182					Construction:	0	0	0	988	0
Length:	0.12	MPO:	N			FFOS:	0	0	0	0	0
Fund Cat:	Taking Care Of System	Fed:	933	State:	233	Local:	0				
Sec Cat:	Rehab And Reconst	Awd Date:	2020	Anticipated Fed Cat:	NHPP	Payments:	0	0	0	0	0
TIP #:		Future Cost:	0	Estimate Total:	1,166						

* Subject to the approval of the Transportation Improvement Program by the governing Metropolitan Planning Organization.



2018-2022 Highway and Bridge Construction Schedule

Transportation Planning

P.O. Box 270
Jefferson City, MO 65102

Construction contingency applied to construction cost in the year the project is awarded.

Three percent project growth factor compounded annually is applied to right-of-way and construction costs in program years 2, 3, 4, and 5.

No inflation is applied to the Funding From Other Sources (FFOS) or Payments.

Engineering includes PE costs, CE costs and R/W incidentals.

						STATE FISCAL YEAR PROJECT BUDGETING					
						Prior Prog.	7/2017- 6/2018	7/2018- 6/2019	7/2019- 6/2020	7/2020- 6/2021	7/2021- 6/2022
County:	Marion	Pavement and ADA Transition Plan improvements from 0.4 mile north of Rte. 168 to just north of Warren Barrett Drive in Hannibal. \$1,100,000 Statewide Transportation Alternatives funds.				Engineering:	70	702	0	0	0
Route:	US 61					R/W:	9	0	0	0	0
Job No.:	3P2226					Construction:	0	6,614	0	0	0
Length:	4.38	MPO:	N			FFOS:	0	1,100	0	0	0
Fund Cat:	Taking Care Of System	Fed:	5,852	State:	1,464	Local:	0				
Sec Cat:	Thin Lift Overlay	Awd Date:	Fall 17	Anticipated Fed Cat:	NHPP	Payments:	0	0	0	0	0
TIP #:		Future Cost:	0	Estimate Total:	7,395						
County:	Marion	Pavement improvements from 0.2 mile west of Rte. 61 to the Mississippi River in Hannibal.				Engineering:	4	2	57	0	0
Route:	IS 72					R/W:	0	0	0	0	0
Job No.:	2I3096					Construction:	0	0	577	0	0
Length:	3.86	MPO:	N			FFOS:	0	0	0	0	0
Fund Cat:	Statewide Interstate And Major Bridge	Fed:	572	State:	64	Local:	0				
Sec Cat:	Preventive Maint	Awd Date:	Fall 18	Anticipated Fed Cat:	NHPP	Payments:	0	0	0	0	0
TIP #:		Future Cost:	0	Estimate Total:	640						
County:	Marion	Bridge improvements over South Fabius River 0.8 mile east of Rte. M near Palmyra. Project involves bridge X0345.				Engineering:	22	20	113	0	0
Route:	RT A					R/W:	0	0	0	0	0
Job No.:	2S3045					Construction:	0	0	643	0	0
Length:	0.08	MPO:	N			FFOS:	0	0	0	0	0
Fund Cat:	Taking Care Of System	Fed:	620	State:	156	Local:	0				
Sec Cat:	Rehab And Reconst	Awd Date:	2019	Anticipated Fed Cat:	NHPP	Payments:	0	0	0	0	0
TIP #:		Future Cost:	0	Estimate Total:	798						
County:	Marion	Replace bridge over South Fork North River 0.3 mile north of Rte. CC near Hunnewell. Project involves bridge X0045.				Engineering:	50	76	0	0	0
Route:	RT K					R/W:	0	2	0	0	0
Job No.:	2S3121					Construction:	0	500	0	0	0
Length:	0.10	MPO:	N			FFOS:	0	0	0	0	0
Fund Cat:	Taking Care Of System	Fed:	463	State:	115	Local:	0				
Sec Cat:	Rehab And Reconst	Awd Date:	Winter 18	Anticipated Fed Cat:	NHPP	Payments:	0	0	0	0	0
TIP #:		Future Cost:	0	Estimate Total:	628						
County:	Marion	Pavement treatment on Rte. W from Rte. 61 north junction to Rte. 61 south junction and on Rte. 61 outer road from Rte. W to 0.3 mile south of Rte. W in Hannibal.				Engineering:	0	1	1	7	0
Route:	RT W					R/W:	0	0	0	0	0
Job No.:	2S3209					Construction:	0	0	0	87	0
Length:	3.32	MPO:	N			FFOS:	0	0	0	0	0
Fund Cat:	Taking Care Of System	AC-State:	78	State:	18	Local:	0				
Sec Cat:	Preventive Maint	Awd Date:	2020	Anticipated Fed Cat:	STBG	Payments:	0	0	0	0	0
TIP #:		Future Cost:	0	Estimate Total:	96						

* Subject to the approval of the Transportation Improvement Program by the governing Metropolitan Planning Organization.

Jun-8-2017

Section 4 - 10

District Northeast

Dollars in Thousands



2018-2022 Highway and Bridge Construction Schedule

Construction contingency applied to construction cost in the year the project is awarded.

Three percent project growth factor compounded annually is applied to right-of-way and construction costs in program years 2, 3, 4, and 5.

No inflation is applied to the Funding From Other Sources (FFOS) or Payments.

Engineering includes PE costs, CE costs and R/W incidentals.

Construction contingency applied to construction cost in the year the project is awarded. Three percent project growth factor compounded annually is applied to right-of-way and construction costs in program years 2, 3, 4, and 5. No inflation is applied to the Funding From Other Sources (FFOS) or Payments. Engineering includes PE costs, CE costs and R/W incidentals.							STATE FISCAL YEAR PROJECT BUDGETING					
							Prior Prog.	7/2017- 6/2018	7/2018- 6/2019	7/2019- 6/2020	7/2020- 6/2021	7/2021- 6/2022
County: Monroe Route: MO 15 Job No.: 2P3202 Length: 24.56 MPO: N Fund Cat: Taking Care Of System Sec Cat: Preventive Maint Awd Date: 2020 Anticipated Fed Cat: STBG TIP #: Future Cost: 0 Estimate Total: 689	Pavement treatment from Rte. 154 north junction in Monroe County to 1.1 miles north of Rte. 22 near Mexico in Audrain County.						Engineering: 0 R/W: 0 Construction: 0 FFOS: 0 Payments: 0	1 0 0 0 0	2 0 0 0 0	47 0 639 0 0	0 0 0 0 0	0 0 0 0 0
County: Monroe Route: MO 154 Job No.: 2S3184 Length: 13.19 MPO: N Fund Cat: Taking Care Of System Sec Cat: Thin Lift Overlay Awd Date: 2019 Anticipated Fed Cat: STBG TIP #: Future Cost: 0 Estimate Total: 2,875	Pavement improvements from Rte. 24 at Paris to 0.4 mile west of Rte. 107 (two disconnected sections).						Engineering: 0 R/W: 0 Construction: 0 FFOS: 0 Payments: 0	2 0 0 0 0	201 0 2,672 0 0	0 0 0 0 0	0 0 0 0 0	0 0 0 0 0
County: Monroe Route: MO 154 Job No.: 2S3210 Length: 9.12 MPO: N Fund Cat: Taking Care Of System Sec Cat: Low Type Resurfacing Awd Date: 2020 Anticipated Fed Cat: STBG TIP #: Future Cost: 0 Estimate Total: 768	Pavement improvements from 0.4 mile west of Rte. 107 in Monroe County to Rte. 19 near Perry in Ralls County.						Engineering: 0 R/W: 0 Construction: 0 FFOS: 0 Payments: 0	1 0 0 0 0	1 0 0 0 0	54 0 712 0 0	0 0 0 0 0	0 0 0 0 0
County: Monroe Route: US 24 Job No.: 2P3144 Length: 18.77 MPO: N Fund Cat: Taking Care Of System Sec Cat: Thin Lift Overlay Awd Date: 2020 Anticipated Fed Cat: NHPP TIP #: Future Cost: 0 Estimate Total: 3,178	Pavement improvements from 1.2 miles west of Rte. U to the Rte. 36 interchange at Monroe City in Ralls County.						Engineering: 2 R/W: 0 Construction: 0 FFOS: 0 Payments: 0	2 0 0 0 0	5 0 0 0 0	209 0 2,960 0 0	0 0 0 0 0	0 0 0 0 0
County: Monroe Route: US 24 Job No.: 2P3183 Length: 0.10 MPO: N Fund Cat: Taking Care Of System Sec Cat: Rehab And Reconst Awd Date: 2020 Anticipated Fed Cat: NHPP TIP #: Future Cost: 0 Estimate Total: 1,213	Bridge improvements over Middle Fork Salt River 1.0 mile west of Rte. 15 near Paris. Project involves bridge A1694.						Engineering: 0 R/W: 0 Construction: 0 FFOS: 0 Payments: 0	10 0 0 0 0	12 2 0 0 0	207 0 982 0 0	0 0 0 0 0	0 0 0 0 0

* Subject to the approval of the Transportation Improvement Program by the governing Metropolitan Planning Organization.



2018-2022 Highway and Bridge Construction Schedule

Transportation Planning

P.O. Box 270
Jefferson City, MO 65102

Construction contingency applied to construction cost in the year the project is awarded.

Three percent project growth factor compounded annually is applied to right-of-way and construction costs in program years 2, 3, 4, and 5.

No inflation is applied to the Funding From Other Sources (FFOS) or Payments.

Engineering includes PE costs, CE costs and R/W incidentals.

Construction contingency applied to construction cost in the year the project is awarded. Three percent project growth factor compounded annually is applied to right-of-way and construction costs in program years 2, 3, 4, and 5. No inflation is applied to the Funding From Other Sources (FFOS) or Payments. Engineering includes PE costs, CE costs and R/W incidentals.										STATE FISCAL YEAR PROJECT BUDGETING					
										Prior Prog.	7/2017- 6/2018	7/2018- 6/2019	7/2019- 6/2020	7/2020- 6/2021	7/2021- 6/2022
County: Monroe Route: RT W Job No.: 2S3205 Length: 4.00 MPO: N Fund Cat: Taking Care Of System Sec Cat: Preventive Maint Awd Date: 2020 TIP #: Future Cost: 0	Pavement treatment from Rte. 24 in Monroe City to Rte. J in Ralls County.				AC-State: 92 State: 22 Local: 0	Engineering: 0 R/W: 0 Construction: 0 FFOS: 0 Payments: 0	0	1	1	8	0	0			
						Anticipated Fed Cat: STBG Estimate Total: 114		0	0	0	0	0			
County: Montgomery Route: MO 161 Job No.: 2S3125 Length: 0.11 MPO: N Fund Cat: Taking Care Of System Sec Cat: Rehab And Reconst Awd Date: Winter 18 TIP #: Future Cost: 0	Replace bridge over I-70 near Mineola. Project involves bridge A0227.				Fed: 1,818 State: 453 Local: 0	Engineering: 60 R/W: 0 Construction: 0 FFOS: 0 Payments: 0	444	0	0	0	0				
						Anticipated Fed Cat: NHPP Estimate Total: 2,331		0	1	0	0	0			
								1,826	0	0	0	0			
								0	0	0	0	0			
								0	0	0	0	0			
County: Montgomery Route: MO 161 Job No.: 3S0623 Length: 0.07 MPO: N Fund Cat: Taking Care Of System Sec Cat: Rehab And Reconst Awd Date: 2020 TIP #: Future Cost: 0	Bridge improvements over Smith Branch 3.4 miles south of Rte. 19 near Danville. Project involves bridge T0236.				Fed: 752 State: 188 Local: 0	Engineering: 11 R/W: 0 Construction: 0 FFOS: 0 Payments: 0	2	18	150	0	0				
						Anticipated Fed Cat: NHPP Estimate Total: 951		0	0	2	0	0			
								0	0	0	768	0			
								0	0	0	0	0			
								0	0	0	0	0			
County: Montgomery Route: IS 70 Job No.: 0I3004J Length: 38.60 MPO: N Fund Cat: Statewide Interstate And Major Bridge Sec Cat: Preventive Maint Awd Date: Spring 18 TIP #: Future Cost: 0	Job Order Contracting for pavement repair from the Callaway County line to the St. Charles County line.				AC-State: 245 State: 28 Local: 0	Engineering: 0 R/W: 0 Construction: 0 FFOS: 0 Payments: 0	23	0	0	0	0				
						Anticipated Fed Cat: NHPP Estimate Total: 273		0	0	0	0	0			
								250	0	0	0	0			
								0	0	0	0	0			
								0	0	0	0	0			
County: Montgomery Route: IS 70 Job No.: 2I3179 Length: 40.13 MPO: Y Fund Cat: Taking Care Of System Sec Cat: Routine Maintenance Awd Date: Spring 18 TIP #: Future Cost: 0	Job Order Contracting for guard cable repair on I-70 in Montgomery and Warren Counties, Rte. T in Ralls County and Rte. 36 in Macon County.				AC-State: 216 State: 54 Local: 0	Engineering: 0 R/W: 0 Construction: 0 FFOS: 0 Payments: 0	20	0	0	0	0				
						Anticipated Fed Cat: STBG Estimate Total: 270		0	0	0	0	0			
								250	0	0	0	0			
								0	0	0	0	0			
								0	0	0	0	0			

* Subject to the approval of the Transportation Improvement Program by the governing Metropolitan Planning Organization.

Jun-8-2017

Section 4 - 12

District Northeast

Dollars in Thousands



2018-2022 Highway and Bridge Construction Schedule

Transportation Planning

P.O. Box 270
Jefferson City, MO 65102

Construction contingency applied to construction cost in the year the project is awarded.

Three percent project growth factor compounded annually is applied to right-of-way and construction costs in program years 2, 3, 4, and 5.

No inflation is applied to the Funding From Other Sources (FFOS) or Payments.

Engineering includes PE costs, CE costs and R/W incidentals.

Construction contingency applied to construction cost in the year the project is awarded. Three percent project growth factor compounded annually is applied to right-of-way and construction costs in program years 2, 3, 4, and 5. No inflation is applied to the Funding From Other Sources (FFOS) or Payments. Engineering includes PE costs, CE costs and R/W incidentals.							STATE FISCAL YEAR PROJECT BUDGETING					
							Prior Prog.	7/2017- 6/2018	7/2018- 6/2019	7/2019- 6/2020	7/2020- 6/2021	7/2021- 6/2022
County: Montgomery Route: IS 70 Job No.: 3I2195 Length: 0.11 MPO: N Fund Cat: Statewide Interstate And Major Bridge Sec Cat: Rehab And Reconst Awd Date: 2020 Anticipated Fed Cat: NHPP TIP #: Future Cost: 0 Estimate Total: 4,944	Bridge improvements over Loutre River 2.2 miles west of Rte. 161 near Danville. Project involves bridge A0971.						Engineering: 84 R/W: 0 Construction: 0 FFOS: 0 Payments: 0	2 0 0 0 0	89 0 0 0 0	292 0 4,477 0 0	0 0 0 0 0	0 0 0 0 0
County: Montgomery Route: MO 94 Job No.: 2P3059D Length: 0.12 MPO: N Fund Cat: Taking Care Of System Sec Cat: Rehab And Reconst Awd Date: Spring 18 Anticipated Fed Cat: NHPP TIP #: Future Cost: 0 Estimate Total: 931	Bridge deck improvements over Loutre River 0.1 mile west of Rte. 19 near McKittrick. Project involves bridge A3603.						Engineering: 20 R/W: 0 Construction: 0 FFOS: 0 Payments: 0	126 0 785 0 0	0 0 0 0 0	0 0 0 0 0	0 0 0 0 0	0 0 0 0 0
County: Montgomery Route: MO 94 Job No.: 2S3178 Length: 26.33 MPO: N Fund Cat: Taking Care Of System Sec Cat: Low Type Resurfacing Awd Date: 2020 Anticipated Fed Cat: STBG TIP #: Future Cost: 0 Estimate Total: 2,020	Pavement improvements from Rte. 19 to Rte. 47 north junction in Warren County near Marthasville.						Engineering: 0 R/W: 0 Construction: 0 FFOS: 0 Payments: 0	1 0 0 0 0	2 0 0 0 0	136 0 1,881 0 0	0 0 0 0 0	0 0 0 0 0
County: Montgomery Route: MO 94 Job No.: 5S3049B Length: 9.94 MPO: N Fund Cat: Taking Care Of System Sec Cat: Preventive Maint Awd Date: Fall 18 Anticipated Fed Cat: STBG TIP #: Future Cost: 0 Estimate Total: 286	Pavement improvements from 0.2 mile east of Bluffton Road to Rte. 19 near McKittrick.						Engineering: 2 R/W: 0 Construction: 0 FFOS: 0 Payments: 0	1 0 0 0 0	20 0 263 0 0	0 0 0 0 0	0 0 0 0 0	0 0 0 0 0
County: Pike Route: US 54 Job No.: 2P3133 Length: 16.16 MPO: N Fund Cat: Taking Care Of System Sec Cat: Thin Lift Overlay Awd Date: Fall 18 Anticipated Fed Cat: NHPP TIP #: Future Cost: 0 Estimate Total: 5,764	Pavement improvements from 0.1 mile east of Rte. U to Dougherty Pike in Louisiana.						Engineering: 2 R/W: 0 Construction: 0 FFOS: 0 Payments: 0	98 0 0 0 0	448 0 5,216 0 0	0 0 0 0 0	0 0 0 0 0	0 0 0 0 0

* Subject to the approval of the Transportation Improvement Program by the governing Metropolitan Planning Organization.

Jun-8-2017

Section 4 - 13

District Northeast

Dollars in Thousands



2018-2022 Highway and Bridge Construction Schedule

Transportation Planning

P.O. Box 270
Jefferson City, MO 65802

Construction contingency applied to construction cost in the year the project is awarded.

Three percent project growth factor compounded annually is applied to right-of-way and construction costs in program years 2, 3, 4, and 5.

No inflation is applied to the Funding From Other Sources (FFOS) or Payments.

Engineering includes PE costs, CE costs and R/W incidentals.

Construction contingency applied to construction cost in the year the project is awarded. Three percent project growth factor compounded annually is applied to right-of-way and construction costs in program years 2, 3, 4, and 5. No inflation is applied to the Funding From Other Sources (FFOS) or Payments. Engineering includes PE costs, CE costs and R/W incidentals.							STATE FISCAL YEAR PROJECT BUDGETING					
							Prior Prog.	7/2017- 6/2018	7/2018- 6/2019	7/2019- 6/2020	7/2020- 6/2021	7/2021- 6/2022
County: Pike	Pedestrian and ADA Transition Plan improvements on Rte. 54 from Dougherty Pike to		Engineering:	0	62	79	0	0	0			
Route: US 54	4th Street and on Rte. 79 from Noyes Street to South Carolina Street in Louisiana.		R/W:	0	22	0	0	0	0			
Job No.: 2P3218	\$472,000 Statewide Transportation Alternatives funds.		Construction:	0	0	586	0	0	0			
Length: 0.76	MPO: N		FFOS:	0	17	455	0	0	0			
Fund Cat: Taking Care Of System		Fed: 600 State: 149 Local: 0	Payments:	0	0	0	0	0	0			
Sec Cat: N- Ada Trans	Awd Date: 2020	Anticipated Fed Cat: STBG										
TIP #:	Future Cost: 0	Estimate Total: 749										
County: Pike	Replace Champ Clark bridge over Mississippi River at Louisiana. Design/Build project.		Engineering:	2,429	1,530	0	0	0	0			
Route: US 54	\$10,000,000 TIGER funds. IDOT responsible for 50% of project cost. Project involves		R/W:	323	0	0	0	0	0			
Job No.: 3P2209B	bridge K0932.		Construction:	0	62,177	0	0	0	0			
Length: 0.51	MPO: N		FFOS:	0	37,100	0	0	0	0			
Fund Cat: Taking Care Of System		Fed: 36,377 State: 230 Local: 27,100	Payments:	0	0	0	0	0	0			
Sec Cat: Rehab And Reconst	Awd Date: Summer 17	Anticipated Fed Cat: NHPP										
TIP #:	Future Cost: 0	Estimate Total: 66,459										
County: Pike	Replace bridge over Ramsey Creek 2.4 miles north of Rte. H near Annada. Project		Engineering:	50	171	0	0	0	0			
Route: MO 79	involves bridge K0322.		R/W:	0	1	0	0	0	0			
Job No.: 2P3083			Construction:	0	1,024	0	0	0	0			
Length: 0.07	MPO: N		FFOS:	0	0	0	0	0	0			
Fund Cat: Taking Care Of System		Fed: 957 State: 239 Local: 0	Payments:	0	0	0	0	0	0			
Sec Cat: Rehab And Reconst	Awd Date: Winter 18	Anticipated Fed Cat: NHPP										
TIP #:	Future Cost: 0	Estimate Total: 1,246										
County: Pike	Replace bridge over Fox Creek 1.9 miles south of Rte. W near Clarksville. Project		Engineering:	25	116	0	0	0	0			
Route: MO 79	involves bridge K0318.		R/W:	0	1	0	0	0	0			
Job No.: 2P3084			Construction:	0	574	0	0	0	0			
Length: 0.05	MPO: N		FFOS:	0	0	0	0	0	0			
Fund Cat: Taking Care Of System		Fed: 553 State: 138 Local: 0	Payments:	0	0	0	0	0	0			
Sec Cat: Rehab And Reconst	Awd Date: Winter 18	Anticipated Fed Cat: NHPP										
TIP #:	Future Cost: 0	Estimate Total: 716										
County: Pike	Pavement improvements from 0.9 mile south of Rte. 54 east junction in Louisiana to		Engineering:	2	6	213	0	0	0			
Route: MO 79	Lincoln County line.		R/W:	0	2	0	0	0	0			
Job No.: 2P3134			Construction:	0	0	2,889	0	0	0			
Length: 21.11	MPO: N		FFOS:	0	0	0	0	0	0			
Fund Cat: Taking Care Of System		Fed: 2,488 State: 622 Local: 0	Payments:	0	0	0	0	0	0			
Sec Cat: Thin Lift Overlay	Awd Date: Fall 18	Anticipated Fed Cat: STBG										
TIP #:	Future Cost: 0	Estimate Total: 3,112										

* Subject to the approval of the Transportation Improvement Program by the governing Metropolitan Planning Organization.

Jun-8-2017

Section 4 - 14

District Northeast

Dollars in Thousands



2018-2022 Highway and Bridge Construction Schedule

Transportation Planning

P.O. Box 270
Jefferson City, MO 65102

Construction contingency applied to construction cost in the year the project is awarded.

Three percent project growth factor compounded annually is applied to right-of-way and construction costs in program years 2, 3, 4, and 5.

No inflation is applied to the Funding From Other Sources (FFOS) or Payments.

Engineering includes PE costs, CE costs and R/W incidentals.

Construction contingency applied to construction cost in the year the project is awarded. Three percent project growth factor compounded annually is applied to right-of-way and construction costs in program years 2, 3, 4, and 5. No inflation is applied to the Funding From Other Sources (FFOS) or Payments. Engineering includes PE costs, CE costs and R/W incidentals.							STATE FISCAL YEAR PROJECT BUDGETING					
							Prior Prog.	7/2017- 6/2018	7/2018- 6/2019	7/2019- 6/2020	7/2020- 6/2021	7/2021- 6/2022
County: Pike Route: RT C Job No.: 3S2219 Length: 0.06 MPO: N Fund Cat: Taking Care Of System Sec Cat: Rehab And Reconst TIP #:	Bridge improvements over Crooked Branch 2.4 miles west of Rte. E near Frankford. Project involves bridge T0881.						Engineering: 6 R/W: 0 Construction: 0 FFOS: 0 Payments: 0	2 0 0 0 0	15 2 0 0 0	130 0 686 0 0	0 0 0 0 0	0 0 0 0 0
Fed: 669 State: 166 Local: 0 Awd Date: 2020 Anticipated Fed Cat: NHPP Future Cost: 0 Estimate Total: 841												
County: Pike Route: RT E Job No.: 2S3140 Length: 0.07 MPO: N Fund Cat: Taking Care Of System Sec Cat: Rehab And Reconst TIP #:	Bridge improvements over South Spencer Creek 2.0 miles north of Rte. 54 near Curryville. Project involves bridge N0304.						Engineering: 20 R/W: 0 Construction: 0 FFOS: 0 Payments: 0	28 0 0 0 0	157 0 861 0 0	0 0 0 0 0	0 0 0 0 0	
Fed: 837 State: 209 Local: 0 Awd Date: 2019 Anticipated Fed Cat: NHPP Future Cost: 0 Estimate Total: 1,066												
County: Pike Route: RT U Job No.: 2S3120 Length: 0.09 MPO: N Fund Cat: Taking Care Of System Sec Cat: Rehab And Reconst TIP #:	Bridge improvements over Peno Creek 1.0 mile west of Rte. 61 near Bowling Green. Project involves bridge R0059.						Engineering: 12 R/W: 0 Construction: 0 FFOS: 0 Payments: 0	2 0 0 0 0	38 2 0 0 0	102 0 648 0 0	0 0 0 0 0	
Fed: 635 State: 157 Local: 0 Awd Date: 2020 Anticipated Fed Cat: STBG Future Cost: 0 Estimate Total: 804												
County: Pike Route: RT U Job No.: 2S3177 Length: 0.06 MPO: N Fund Cat: Taking Care Of System Sec Cat: Rehab And Reconst TIP #:	Bridge improvements over Branch Peno Creek 0.2 mile west of Rte. 61 near Bowling Green. Project involves bridge H0231.						Engineering: 0 R/W: 0 Construction: 0 FFOS: 0 Payments: 0	2 0 0 0 0	20 2 0 0 0	147 0 724 0 0	0 0 0 0 0	
Fed: 717 State: 178 Local: 0 Awd Date: 2020 Anticipated Fed Cat: NHPP Future Cost: 0 Estimate Total: 895												
County: Ralls Route: US 24 Job No.: 2P3169 Length: 0.10 MPO: N Fund Cat: Taking Care Of System Sec Cat: Preventive Maint TIP #:	Replace expansion joints on Rte. 24 over Rte. 36 and Rte. C over Rte. 24 in Randolph County. Project involves bridges A3507 and A3154.						Engineering: 0 R/W: 0 Construction: 0 FFOS: 0 Payments: 0	24 0 184 0 0	0 0 0 0 0	0 0 0 0 0	0 0 0 0 0	
Fed: 166 State: 42 Local: 0 Awd Date: Spring 18 Anticipated Fed Cat: NHPP Future Cost: 0 Estimate Total: 208												

* Subject to the approval of the Transportation Improvement Program by the governing Metropolitan Planning Organization.

Jun-8-2017

Section 4 - 15

District Northeast

Dollars in Thousands



2018-2022 Highway and Bridge Construction Schedule

Transportation Planning

P.O. Box 270
Jefferson City, MO 65102

Construction contingency applied to construction cost in the year the project is awarded.

Three percent project growth factor compounded annually is applied to right-of-way and construction costs in program years 2, 3, 4, and 5.

No inflation is applied to the Funding From Other Sources (FFOS) or Payments.

Engineering includes PE costs, CE costs and R/W incidentals.

Construction contingency applied to construction cost in the year the project is awarded. Three percent project growth factor compounded annually is applied to right-of-way and construction costs in program years 2, 3, 4, and 5. No inflation is applied to the Funding From Other Sources (FFOS) or Payments. Engineering includes PE costs, CE costs and R/W incidentals.												STATE FISCAL YEAR PROJECT BUDGETING						
												Prior Prog.	7/2017- 6/2018	7/2018- 6/2019	7/2019- 6/2020	7/2020- 6/2021	7/2021- 6/2022	
County: Ralls	Bridge improvements over Norfolk Southern Railway 0.9 mile north of Rte. HH in Hannibal. Project involves bridge A1060.											Engineering:	20	25	155	0	0	0
Route: US 61												R/W:	0	0	0	0	0	0
Job No.: 2P3137												Construction:	0	0	829	0	0	0
Length: 0.09	MPO: N											FFOS:	0	0	0	0	0	0
Fund Cat: Taking Care Of System	Fed: 807 State: 202 Local: 0											Payments:	0	0	0	0	0	0
Sec Cat: Rehab And Reconst	Awd Date: 2019 Anticipated Fed Cat: NHPP																	
TIP #:	Future Cost: 0 Estimate Total: 1,029																	
County: Ralls	Bridge improvements over Bear Creek 0.6 mile north of Rte. HH in Hannibal. Project involves bridge A1061.											Engineering:	20	20	126	0	0	0
Route: US 61												R/W:	0	0	0	0	0	0
Job No.: 2P3138												Construction:	0	0	694	0	0	0
Length: 0.08	MPO: N											FFOS:	0	0	0	0	0	0
Fund Cat: Taking Care Of System	Fed: 672 State: 168 Local: 0											Payments:	0	0	0	0	0	0
Sec Cat: Rehab And Reconst	Awd Date: 2019 Anticipated Fed Cat: NHPP																	
TIP #:	Future Cost: 0 Estimate Total: 860																	
County: Ralls	Pavement improvements from Rtes. E and N to 0.8 mile south of Rte. 54 east junction in Louisiana in Pike County. Project includes Rte. 54 from Dougherty Pike to 7th Street.											Engineering:	0	2	2	177	0	0
Route: MO 79												R/W:	0	0	0	0	0	0
Job No.: 2P3211												Construction:	0	0	0	2,458	0	0
Length: 24.85	MPO: N											FFOS:	0	0	0	0	0	0
Fund Cat: Taking Care Of System	AC-State: 2,111 State: 528 Local: 0											Payments:	0	0	0	0	0	0
Sec Cat: Low Type Resurfacing	Awd Date: 2020 Anticipated Fed Cat: STBG																	
TIP #:	Future Cost: 0 Estimate Total: 2,639																	
County: Ralls	Bridge improvements over Salt River 1.2 miles north of Rte. A near Center. Project involves bridge R0434.											Engineering:	14	10	17	220	0	0
Route: RT H												R/W:	0	0	2	0	0	0
Job No.: 2S3046												Construction:	0	0	0	1,451	0	0
Length: 0.15	MPO: N											FFOS:	0	0	0	0	0	0
Fund Cat: Taking Care Of System	Fed: 1,361 State: 339 Local: 0											Payments:	0	0	0	0	0	0
Sec Cat: Rehab And Reconst	Awd Date: 2020 Anticipated Fed Cat: NHPP																	
TIP #:	Future Cost: 0 Estimate Total: 1,714																	
County: Ralls	Pavement treatment from Rte. 36 to Rte. 154 at Perry (two disconnected sections).											Engineering:	0	1	1	37	0	0
Route: RT J												R/W:	0	0	0	0	0	0
Job No.: 2S3204												Construction:	0	0	0	499	0	0
Length: 19.16	MPO: N											FFOS:	0	0	0	0	0	0
Fund Cat: Taking Care Of System	AC-State: 431 State: 107 Local: 0											Payments:	0	0	0	0	0	0
Sec Cat: Preventive Maint	Awd Date: 2020 Anticipated Fed Cat: STBG																	
TIP #:	Future Cost: 0 Estimate Total: 538																	

* Subject to the approval of the Transportation Improvement Program by the governing Metropolitan Planning Organization.

Jun-8-2017

Section 4 - 16

District Northeast

Dollars in Thousands



2018-2022 Highway and Bridge Construction Schedule

Transportation Planning

P.O. Box 270
Jefferson City, MO 65102

Construction contingency applied to construction cost in the year the project is awarded.

Three percent project growth factor compounded annually is applied to right-of-way and construction costs in program years 2, 3, 4, and 5.

No inflation is applied to the Funding From Other Sources (FFOS) or Payments.

Engineering includes PE costs, CE costs and R/W incidentals.

Construction contingency applied to construction cost in the year the project is awarded. Three percent project growth factor compounded annually is applied to right-of-way and construction costs in program years 2, 3, 4, and 5. No inflation is applied to the Funding From Other Sources (FFOS) or Payments. Engineering includes PE costs, CE costs and R/W incidentals.							STATE FISCAL YEAR PROJECT BUDGETING					
							Prior Prog.	7/2017- 6/2018	7/2018- 6/2019	7/2019- 6/2020	7/2020- 6/2021	7/2021- 6/2022
County: Randolph Route: MO 3 Job No.: 2P3191 Length: 9.08 MPO: N Fund Cat: Taking Care Of System Sec Cat: Preventive Maint Awd Date: Fall 18 Anticipated Fed Cat: STBG TIP #: Future Cost: 0 Estimate Total: 247	Pavement treatment from Rte. 24 east junction to Rte. 129 in Roanoke.						Engineering: 0 R/W: 0 Construction: 0 FFOS: 0 Payments: 0	1 0 0 0 0	17 0 229 0 0	0 0 0 0 0	0 0 0 0 0	
County: Randolph Route: MO 3 Job No.: 2S3194 Length: 0.21 MPO: N Fund Cat: Taking Care Of System Sec Cat: Preventive Maint Awd Date: 2019 Anticipated Fed Cat: NHPP TIP #: Future Cost: 0 Estimate Total: 496	Bridge maintenance on Rte. 3 and Rte. C over Chariton River in Randolph County, Rte. AA over Bee Creek in Monroe County and Rte. 54 over Bus. 61 in Pike County. Project involves bridges A3095, A2662, P0826 and A3483.						Engineering: 0 R/W: 0 Construction: 0 FFOS: 0 Payments: 0	2 0 0 0 0	41 0 453 0 0	0 0 0 0 0	0 0 0 0 0	
County: Randolph Route: US 63 Job No.: 2P3136 Length: 14.27 MPO: N Fund Cat: Taking Care Of System Sec Cat: Preventive Maint Awd Date: Winter 18 Anticipated Fed Cat: NHPP TIP #: Future Cost: 0 Estimate Total: 2,172	Pavement improvements on the northbound lanes from 0.4 mile north of Rte. EE in Moberly to 0.6 mile south of Rte. 22 in Boone County.						Engineering: 5 R/W: 0 Construction: 0 FFOS: 0 Payments: 0	167 0 2,000 0 0	0 0 0 0 0	0 0 0 0 0	0 0 0 0 0	
County: Randolph Route: RT A Job No.: 2S3207 Length: 9.56 MPO: N Fund Cat: Taking Care Of System Sec Cat: Preventive Maint Awd Date: 2020 Anticipated Fed Cat: STBG TIP #: Future Cost: 0 Estimate Total: 269	Pavement treatment from Bus. 63 in Moberly to Rte. B south junction near Higbee.						Engineering: 0 R/W: 0 Construction: 0 FFOS: 0 Payments: 0	1 0 0 0 0	1 0 0 0 0	18 0 249 0 0	0 0 0 0 0	
County: Randolph Route: RT DD Job No.: 2S3044 Length: 0.06 MPO: N Fund Cat: Taking Care Of System Sec Cat: Rehab And Reconst Awd Date: Spring 18 Anticipated Fed Cat: STBG TIP #: Future Cost: 0 Estimate Total: 359	Replace bridge deck over Walnut Creek 1.9 miles west of Rte. Z near Cairo. Project involves bridge N0225.						Engineering: 24 R/W: 0 Construction: 0 FFOS: 0 Payments: 0	64 3 268 0 0	0 0 0 0 0	0 0 0 0 0	0 0 0 0 0	

* Subject to the approval of the Transportation Improvement Program by the governing Metropolitan Planning Organization.

Jun-8-2017

Section 4 - 17

District Northeast

Dollars in Thousands



2018-2022 Highway and Bridge Construction Schedule

Transportation Planning

P.O. Box 270
Jefferson City, MO 65102

Construction contingency applied to construction cost in the year the project is awarded.

Three percent project growth factor compounded annually is applied to right-of-way and construction costs in program years 2, 3, 4, and 5.

No inflation is applied to the Funding From Other Sources (FFOS) or Payments.

Engineering includes PE costs, CE costs and R/W incidentals.

Construction contingency applied to construction cost in the year the project is awarded. Three percent project growth factor compounded annually is applied to right-of-way and construction costs in program years 2, 3, 4, and 5. No inflation is applied to the Funding From Other Sources (FFOS) or Payments. Engineering includes PE costs, CE costs and R/W incidentals.										STATE FISCAL YEAR PROJECT BUDGETING					
										Prior Prog.	7/2017- 6/2018	7/2018- 6/2019	7/2019- 6/2020	7/2020- 6/2021	7/2021- 6/2022
County: Randolph Route: RT EE Job No.: 2S3048 Length: 0.06 MPO: N Fund Cat: Taking Care Of System Sec Cat: Rehab And Reconst TIP #:	Replace bridge deck over Coon Creek 2.3 miles east of Rte. 63 near Moberly. Project involves bridge N0226.				Fed: 254 State: 64 Local: 0	Engineering: 24 R/W: 0 Construction: 0 FFOS: 0 Payments: 0	60 0 258 0 0	0 0 0 0 0	0 0 0 0 0	0 0 0 0 0					
Awd Date: Spring 18 Future Cost: 0	Anticipated Fed Cat: NHPP				Estimate Total: 342										
County: Schuyler Route: US 136 Job No.: 2P3190 Length: 10.90 MPO: N Fund Cat: Taking Care Of System Sec Cat: Preventive Maint TIP #:	Pavement treatment from Rte. 63 to Rte. A in Downing.				Fed: 237 State: 60 Local: 0	Engineering: 0 R/W: 0 Construction: 0 FFOS: 0 Payments: 0	1 0 0 0 0	21 0 275 0 0	0 0 0 0 0	0 0 0 0 0					
Awd Date: Fall 18 Future Cost: 0	Anticipated Fed Cat: STBG				Estimate Total: 297										
County: Schuyler Route: US 136 Job No.: 2P3203 Length: 7.83 MPO: N Fund Cat: Taking Care Of System Sec Cat: Preventive Maint TIP #:	Pavement treatment from Rte. 63 to Rte. N near Livonia in Putnam County.				AC-State: 177 State: 44 Local: 0	Engineering: 0 R/W: 0 Construction: 0 FFOS: 0 Payments: 0	1 0 0 0 0	1 0 0 0 0	15 0 204 0 0	0 0 0 0 0					
Awd Date: 2020 Future Cost: 0	Anticipated Fed Cat: STBG				Estimate Total: 221										
County: Schuyler Route: US 63 Job No.: 2P2194 Length: 0.20 MPO: N Fund Cat: Taking Care Of System Sec Cat: Rehab And Reconst TIP #:	Bridge improvements over North Fork Middle Fabius River 1.6 miles north of Rte. 136 near Lancaster. Project involves bridge L0136.				Fed: 899 State: 225 Local: 0	Engineering: 38 R/W: 0 Construction: 0 FFOS: 0 Payments: 0	28 7 0 0 0	166 0 923 0 0	0 0 0 0 0	0 0 0 0 0					
Awd Date: 2019 Future Cost: 0	Anticipated Fed Cat: NHPP				Estimate Total: 1,162										
County: Scotland Route: MO 15 Job No.: 2P3089 Length: 0.08 MPO: N Fund Cat: Taking Care Of System Sec Cat: Rehab And Reconst TIP #:	Bridge improvements over South Wyaconda River 0.1 mile south of Rte. BB near Memphis. Project involves bridge H0857.				Fed: 933 State: 232 Local: 0	Engineering: 12 R/W: 0 Construction: 0 FFOS: 0 Payments: 0	5 0 0 0 0	23 2 0 0 0	182 0 953 0 0	0 0 0 0 0					
Awd Date: 2020 Future Cost: 0	Anticipated Fed Cat: NHPP				Estimate Total: 1,177										

* Subject to the approval of the Transportation Improvement Program by the governing Metropolitan Planning Organization.

Jun-8-2017

Section 4 - 18

District Northeast

Dollars in Thousands



2018-2022 Highway and Bridge Construction Schedule

Transportation Planning

P.O. Box 270
Jefferson City, MO 65102

Construction contingency applied to construction cost in the year the project is awarded.

Three percent project growth factor compounded annually is applied to right-of-way and construction costs in program years 2, 3, 4, and 5.

No inflation is applied to the Funding From Other Sources (FFOS) or Payments.

Engineering includes PE costs, CE costs and R/W incidentals.

Construction contingency applied to construction cost in the year the project is awarded. Three percent project growth factor compounded annually is applied to right-of-way and construction costs in program years 2, 3, 4, and 5. No inflation is applied to the Funding From Other Sources (FFOS) or Payments. Engineering includes PE costs, CE costs and R/W incidentals.											STATE FISCAL YEAR PROJECT BUDGETING					
											Prior Prog.	7/2017- 6/2018	7/2018- 6/2019	7/2019- 6/2020	7/2020- 6/2021	7/2021- 6/2022
County: Scotland Route: MO 15 Job No.: 2P3212 Length: 22.46 MPO: N Fund Cat: Taking Care Of System Sec Cat: Low Type Resurfacing Awd Date: 2020 TIP #: Future Cost: 0	Pavement improvements from Rte. 136 west junction at Memphis in Scotland County to Rte. 6 north junction at Edina in Knox County. AC-State: 1,451 State: 362 Local: 0 Anticipated Fed Cat: STBG Estimate Total: 1,813					Engineering: 0 R/W: 0 Construction: 0 FFOS: 0 Payments: 0	2 0 0 0 0	2 0 0 0 0	129 0 1,680 0 0	0 0 0 0 0	0 0 0 0 0					
County: Scotland Route: RT M Job No.: 2S3139 Length: 0.06 MPO: N Fund Cat: Taking Care Of System Sec Cat: Rehab And Reconst Awd Date: 2019 TIP #: Future Cost: 0	Bridge improvements over Indian Creek 1.1 miles south of Rte. MM near Rutledge. Project involves bridge N0345. Fed: 517 State: 129 Local: 0 Anticipated Fed Cat: NHPP Estimate Total: 661					Engineering: 15 R/W: 0 Construction: 0 FFOS: 0 Payments: 0	15 0 0 0 0	97 0 534 0 0	0 0 0 0 0	0 0 0 0 0	0 0 0 0 0					
County: Shelby Route: MO 15 Job No.: 2P3104 Length: 7.16 MPO: N Fund Cat: Taking Care Of System Sec Cat: Thin Lift Overlay Awd Date: Winter 18 TIP #: Future Cost: 0	Pavement and shoulder improvements from Rte. 168 at Shelbyville to just north of Rte. 36 at Shelbina. \$1,245,000 District Safety funds. Fed: 2,545 State: 637 Local: 0 Anticipated Fed Cat: STBG Estimate Total: 3,186					Engineering: 4 R/W: 0 Construction: 0 FFOS: 0 Payments: 0	259 0 2,923 0 0	0 0 0 0 0	0 0 0 0 0	0 0 0 0 0	0 0 0 0 0					
County: Shelby Route: MO 15 Job No.: 2P3185 Length: 18.10 MPO: N Fund Cat: Taking Care Of System Sec Cat: Preventive Maint Awd Date: Fall 18 TIP #: Future Cost: 0	Pavement treatment from 0.2 mile south of Rte. 36 to Rte. 154 north junction in Monroe County at Paris. Fed: 395 State: 98 Local: 0 Anticipated Fed Cat: STBG Estimate Total: 493					Engineering: 0 R/W: 0 Construction: 0 FFOS: 0 Payments: 0	2 0 0 0 0	34 0 457 0 0	0 0 0 0 0	0 0 0 0 0	0 0 0 0 0					
County: Shelby Route: MO 151 Job No.: 2P3059B Length: 0.06 MPO: N Fund Cat: Taking Care Of System Sec Cat: Rehab And Reconst Awd Date: Spring 18 TIP #: Future Cost: 0	Replace bridge over Perry Creek 1.1 miles east of Rte. B near Leonard. Project involves bridge T0601. Fed: 776 State: 194 Local: 0 Anticipated Fed Cat: NHPP Estimate Total: 995					Engineering: 25 R/W: 0 Construction: 0 FFOS: 0 Payments: 0	287 4 679 0 0	0 0 0 0 0	0 0 0 0 0	0 0 0 0 0	0 0 0 0 0					

* Subject to the approval of the Transportation Improvement Program by the governing Metropolitan Planning Organization.

Jun-8-2017

Section 4 - 19

District Northeast

Dollars in Thousands



2018-2022 Highway and Bridge Construction Schedule

Transportation Planning

P.O. Box 270
Jefferson City, MO 65102

Construction contingency applied to construction cost in the year the project is awarded.

Three percent project growth factor compounded annually is applied to right-of-way and construction costs in program years 2, 3, 4, and 5.

No inflation is applied to the Funding From Other Sources (FFOS) or Payments.

Engineering includes PE costs, CE costs and R/W incidentals.

Construction contingency applied to construction cost in the year the project is awarded. Three percent project growth factor compounded annually is applied to right-of-way and construction costs in program years 2, 3, 4, and 5. No inflation is applied to the Funding From Other Sources (FFOS) or Payments. Engineering includes PE costs, CE costs and R/W incidentals.							STATE FISCAL YEAR PROJECT BUDGETING						
							Prior Prog.	7/2017- 6/2018	7/2018- 6/2019	7/2019- 6/2020	7/2020- 6/2021	7/2021- 6/2022	
County: Shelby	Replace bridge over Ten Mile Creek 1.1 miles north of Rte. MM near Clarence. Project involves bridge S0427.						Engineering:	50	284	0	0	0	0
Route: MO 151							R/W:	0	8	0	0	0	0
Job No.: 2S3123							Construction:	0	852	0	0	0	0
Length: 0.08	MPO: N						FFOS:	0	0	0	0	0	
Fund Cat: Taking Care Of System		Fed: 915	State: 229	Local: 0			Payments:	0	0	0	0	0	
Sec Cat: Rehab And Reconst	Awd Date: Spring 18	Anticipated Fed Cat: NHPP											
TIP #:		Future Cost: 0	Estimate Total: 1,194										
County: Shelby	Bridge improvements over Black Creek 0.1 mile north of Rte. M near Leonard. Project involves bridge S0711.						Engineering:	15	15	108	0	0	0
Route: MO 151							R/W:	0	0	0	0	0	0
Job No.: 2S3142							Construction:	0	0	580	0	0	0
Length: 0.06	MPO: N						FFOS:	0	0	0	0	0	
Fund Cat: Taking Care Of System		Fed: 562	State: 141	Local: 0			Payments:	0	0	0	0	0	
Sec Cat: Rehab And Reconst	Awd Date: 2019	Anticipated Fed Cat: NHPP											
TIP #:		Future Cost: 0	Estimate Total: 718										
County: Shelby	Pavement improvements on eastbound lanes from 1.7 miles west of Rte. 151 to 2.2 miles east of Rte. PP near Lakenan (two disconnected sections).						Engineering:	0	2	3	281	0	0
Route: US 36							R/W:	0	0	0	0	0	0
Job No.: 2P3175							Construction:	0	0	0	3,866	0	0
Length: 19.76	MPO: N						FFOS:	0	0	0	0	0	
Fund Cat: Taking Care Of System		AC-State: 3,322	State: 830	Local: 0			Payments:	0	0	0	0	0	
Sec Cat: Thin Lift Overlay	Awd Date: 2020	Anticipated Fed Cat: NHPP											
TIP #:		Future Cost: 0	Estimate Total: 4,152										
County: Shelby	Pavement improvements on westbound lanes from 1.7 miles west of Rte. Z to North Fork Salt River near Hunnewell and from 2.2 miles west of Rte. 151 to 0.8 mile east of Rte. 63 near Macon.						Engineering:	0	2	2	124	0	0
Route: US 36							R/W:	0	0	0	0	0	0
Job No.: 2P3176							Construction:	0	0	0	1,735	0	0
Length: 8.55	MPO: N						FFOS:	0	0	0	0	0	
Fund Cat: Taking Care Of System		AC-State: 1,492	State: 371	Local: 0			Payments:	0	0	0	0	0	
Sec Cat: Thin Lift Overlay	Awd Date: 2020	Anticipated Fed Cat: NHPP											
TIP #:		Future Cost: 0	Estimate Total: 1,863										
County: Various	Safety projects at various locations in the Northeast District. \$821,000 from Statewide Open Container funds.						Engineering:	0	0	0	0	57	0
Route: Various							R/W:	0	0	0	0	0	0
Job No.: 0P3021C							Construction:	0	0	0	0	897	0
Length: 0.00	MPO: N						FFOS:	0	0	0	0	821	0
Fund Cat: Safety		Fed: 858	State: 96	Local: 0			Payments:	0	0	0	0	0	0
Sec Cat: Safety	Awd Date: 2021	Anticipated Fed Cat: Safety											
TIP #:		Future Cost: 0	Estimate Total: 954										

* Subject to the approval of the Transportation Improvement Program by the governing Metropolitan Planning Organization.

Jun-8-2017

Section 4 - 20

District Northeast

Dollars in Thousands



2018-2022 Highway and Bridge Construction Schedule

Construction contingency applied to construction cost in the year the project is awarded.

Three percent project growth factor compounded annually is applied to right-of-way and construction costs in program years 2, 3, 4, and 5.

No inflation is applied to the Funding From Other Sources (FFOS) or Payments.

Engineering includes PE costs, CE costs and R/W incidentals.

						STATE FISCAL YEAR PROJECT BUDGETING					
						Prior Prog.	7/2017- 6/2018	7/2018- 6/2019	7/2019- 6/2020	7/2020- 6/2021	7/2021- 6/2022
County: Various	Safety projects at various locations in the Northeast District. \$821,000 from Statewide					Engineering:	0	0	0	0	57
Route: Various	Open Container funds.					R/W:	0	0	0	0	0
Job No.: 0P3022C						Construction:	0	0	0	0	924
Length: 0.00	MPO: N					FFOS:	0	0	0	0	821
Fund Cat: Safety					Fed: 883 State: 98 Local: 0	Payments:	0	0	0	0	0
Sec Cat: Safety	Awd Date: 2022	Anticipated Fed Cat: Safety									
TIP #:	Future Cost: 0				Estimate Total: 981						
County: Various	ADA Transition Plan improvements at various locations in the Northeast District.					Engineering:	0	0	0	46	0
Route: Various	\$659,000 from Statewide Transportation Alternatives funds.					R/W:	0	0	0	0	0
Job No.: 0S3020C						Construction:	0	0	0	699	0
Length: 0.00	MPO: N					FFOS:	0	0	0	659	0
Fund Cat: Taking Care Of System					Fed: 596 State: 149 Local: 0	Payments:	0	0	0	0	0
Sec Cat: N- Ada Trans	Awd Date: 2020	Anticipated Fed Cat: STBG									
TIP #:	Future Cost: 0				Estimate Total: 745						
County: Various	ADA Transition Plan improvements at various locations in the Northeast District.					Engineering:	0	0	0	0	52
Route: Various	\$739,000 from Statewide Transportation Alternatives funds.					R/W:	0	0	0	0	0
Job No.: 0S3021C						Construction:	0	0	0	0	808
Length: 0.00	MPO: N					FFOS:	0	0	0	0	739
Fund Cat: Taking Care Of System					Fed: 688 State: 172 Local: 0	Payments:	0	0	0	0	0
Sec Cat: N- Ada Trans	Awd Date: 2021	Anticipated Fed Cat: STBG									
TIP #:	Future Cost: 0				Estimate Total: 860						
County: Various	ADA Transition Plan improvements at various locations in the Northeast District.					Engineering:	0	0	0	0	52
Route: Various	\$739,000 from Statewide Transportation Alternatives funds.					R/W:	0	0	0	0	0
Job No.: 0S3022C						Construction:	0	0	0	0	832
Length: 0.00	MPO: N					FFOS:	0	0	0	0	739
Fund Cat: Taking Care Of System					Fed: 708 State: 176 Local: 0	Payments:	0	0	0	0	0
Sec Cat: N- Ada Trans	Awd Date: 2022	Anticipated Fed Cat: STBG									
TIP #:	Future Cost: 0				Estimate Total: 884						
County: Various	Pavement improvements on various routes in the Northeast District.					Engineering:	0	20	250	0	0
Route: Various						R/W:	0	0	0	0	0
Job No.: 2P3167						Construction:	0	0	3,152	0	0
Length: 0.00	MPO: N					FFOS:	0	0	0	0	0
Fund Cat: Taking Care Of System					AC-State: 2,738 State: 684 Local: 0	Payments:	0	0	0	0	0
Sec Cat: Rehab And Reconst	Awd Date: 2019	Anticipated Fed Cat: STBG									
TIP #:	Future Cost: 0				Estimate Total: 3,422						

* Subject to the approval of the Transportation Improvement Program by the governing Metropolitan Planning Organization.



2018-2022 Highway and Bridge Construction Schedule

Transportation Planning

P.O. Box 270
Jefferson City, MO 65102

Construction contingency applied to construction cost in the year the project is awarded.

Three percent project growth factor compounded annually is applied to right-of-way and construction costs in program years 2, 3, 4, and 5.

No inflation is applied to the Funding From Other Sources (FFOS) or Payments.

Engineering includes PE costs, CE costs and R/W incidentals.

Construction contingency applied to construction cost in the year the project is awarded. Three percent project growth factor compounded annually is applied to right-of-way and construction costs in program years 2, 3, 4, and 5. No inflation is applied to the Funding From Other Sources (FFOS) or Payments. Engineering includes PE costs, CE costs and R/W incidentals.											STATE FISCAL YEAR PROJECT BUDGETING					
											Prior Prog.	7/2017- 6/2018	7/2018- 6/2019	7/2019- 6/2020	7/2020- 6/2021	7/2021- 6/2022
County: Various Route: Various Job No.: 2P3180 Length: 0.00 MPO: N Fund Cat: Taking Care Of System Sec Cat: Routine Maintenance Awd Date: Spring 18 TIP #: Future Cost: 0 Estimate Total: 146	Job Order Contracting for guardrail repair at various locations in the Northeast District.					Engineering:	0	11	0	0	0	0				
						R/W:	0	0	0	0	0	0				
						Construction:	0	135	0	0	0	0				
						FFOS:	0	0	0	0	0	0				
						Payments:	0	0	0	0	0	0				
County: Warren Route: IS 70 Job No.: 2I3160 Length: 1.80 MPO: N Fund Cat: Flexible & Other Sec Cat: System Expansion Awd Date: Summer 17 TIP #: Future Cost: 0 Estimate Total: 13,509	Construct interchange near Rte. MM in Warrenton. Project to be fully funded by city of Warrenton. Design, right of way and utilities to be done by city of Warrenton.					Engineering:	5	881	0	0	0	0				
						R/W:	0	0	0	0	0	0				
						Construction:	0	12,623	0	0	0	0				
						FFOS:	0	12,623	0	0	0	0				
						Payments:	0	0	0	0	0	0				
County: Warren Route: MO 94 Job No.: 2S3124 Length: 0.11 MPO: N Fund Cat: Taking Care Of System Sec Cat: Rehab And Reconst Awd Date: Winter 18 TIP #: Future Cost: 0 Estimate Total: 962	Replace bridge over Lost Creek 3.2 miles east of Rte. B near McKittrick. Project involves bridge X0214.					Engineering:	60	124	0	0	0	0				
						R/W:	0	2	0	0	0	0				
						Construction:	0	776	0	0	0	0				
						FFOS:	0	0	0	0	0	0				
						Payments:	0	0	0	0	0	0				
County: Warren Route: MO 94 Job No.: 2S3143 Length: 0.06 MPO: N Fund Cat: Taking Care Of System Sec Cat: Rehab And Reconst Awd Date: Winter 18 TIP #: Future Cost: 0 Estimate Total: 911	Replace bridge over Smith Creek 1.7 miles east of Rte. U near Pinckney. Project involves bridge T0038.					Engineering:	15	149	0	0	0	0				
						R/W:	0	2	0	0	0	0				
						Construction:	0	745	0	0	0	0				
						FFOS:	0	0	0	0	0	0				
						Payments:	0	0	0	0	0	0				
County: Warren Route: RT F Job No.: 2S3170 Length: 0.08 MPO: N Fund Cat: Taking Care Of System Sec Cat: Preventive Maint Awd Date: Spring 18 TIP #: Future Cost: 0 Estimate Total: 277	Replace expansion joints on Rte. F over I-70 and Wildcat Drive over I-70. Project involves bridges A3759 and A3757.					Engineering:	0	32	0	0	0	0				
						R/W:	0	0	0	0	0	0				
						Construction:	0	245	0	0	0	0				
						FFOS:	0	0	0	0	0	0				
						Payments:	0	0	0	0	0	0				

* Subject to the approval of the Transportation Improvement Program by the governing Metropolitan Planning Organization.

Jun-8-2017

Section 4 - 22

District Northeast

Dollars in Thousands



2018-2022 Highway and Bridge Construction Schedule

Transportation Planning

P.O. Box 270
Jefferson City, MO 65802

Construction contingency applied to construction cost in the year the project is awarded.

Three percent project growth factor compounded annually is applied to right-of-way and construction costs in program years 2, 3, 4, and 5.

No inflation is applied to the Funding From Other Sources (FFOS) or Payments.

Engineering includes PE costs, CE costs and R/W incidentals.

Construction contingency applied to construction cost in the year the project is awarded. Three percent project growth factor compounded annually is applied to right-of-way and construction costs in program years 2, 3, 4, and 5. No inflation is applied to the Funding From Other Sources (FFOS) or Payments. Engineering includes PE costs, CE costs and R/W incidentals.										STATE FISCAL YEAR PROJECT BUDGETING					
										Prior Prog.	7/2017- 6/2018	7/2018- 6/2019	7/2019- 6/2020	7/2020- 6/2021	7/2021- 6/2022
County: Warren	Pavement treatment from Rte. 94 near Dutzow to Rte. T in St. Charles County.					Engineering:	0	1	1	7	0	0			
Route: RT TT						R/W:	0	0	0	0	0	0			
Job No.: 2S3208						Construction:	0	0	0	93	0	0			
Length: 3.55	MPO: Y					FFOS:	0	0	0	0	0	0			
Fund Cat: Taking Care Of System			AC-State: 82	State: 20	Local: 0										
Sec Cat: Preventive Maint	Awd Date: 2020	Anticipated Fed Cat: STBG					Payments:	0	0	0	0	0			
TIP #:	Future Cost: 0		Estimate Total: 102												

* Subject to the approval of the Transportation Improvement Program by the governing Metropolitan Planning Organization.

Jun-8-2017

Section 4 - 23

District Northeast

Dollars in Thousands



2018-2022 Highway and Bridge Construction Schedule

Transportation Planning

P.O. Box 270
Jefferson City, MO 65102

Construction contingency applied to construction cost in the year the project is awarded.
Three percent project growth factor compounded annually is applied to right-of-way and construction costs in program years 2, 3, 4, and 5.
No inflation is applied to the Funding From Other Sources (FFOS) or Payments.
Engineering includes PE costs, CE costs and R/W incidentals.

STATE FISCAL YEAR PROJECT BUDGETING						
	Prior Prog.	7/2017- 6/2018	7/2018- 6/2019	7/2019- 6/2020	7/2020- 6/2021	7/2021- 6/2022
FFOS:	0	53,671	1,450	1,598	1,560	1,560
Total R/W:	332	204	240	0	0	0
Total Construction:	0	127,545	59,249	49,370	2,752	1,756
Paybacks:	0	0	0	0	0	0
Sub-Total:	332	127,749	59,489	49,370	2,752	1,756
Total Engineering:	3,888	9,712	6,017	4,711	264	109
Grand Total:	4,220	137,461	65,506	54,081	3,016	1,865
		2018	2019	2020	2021	2022
State		12,188	12,848	9,981	508	274
AC-State		20,767	22,017	16,573	0	0
Local		39,723	0	0	0	0
Sub-total State		72,678	34,865	26,554	508	274
Federal						
Sub-total Federal		64,783	30,641	27,527	2,508	1,591
Grand Total		137,461	65,506	54,081	3,016	1,865

Project Count: 111

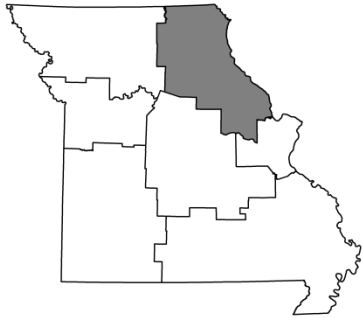
* Subject to the approval of the Transportation Improvement Program by the governing Metropolitan Planning Organization.

Jun-8-2017

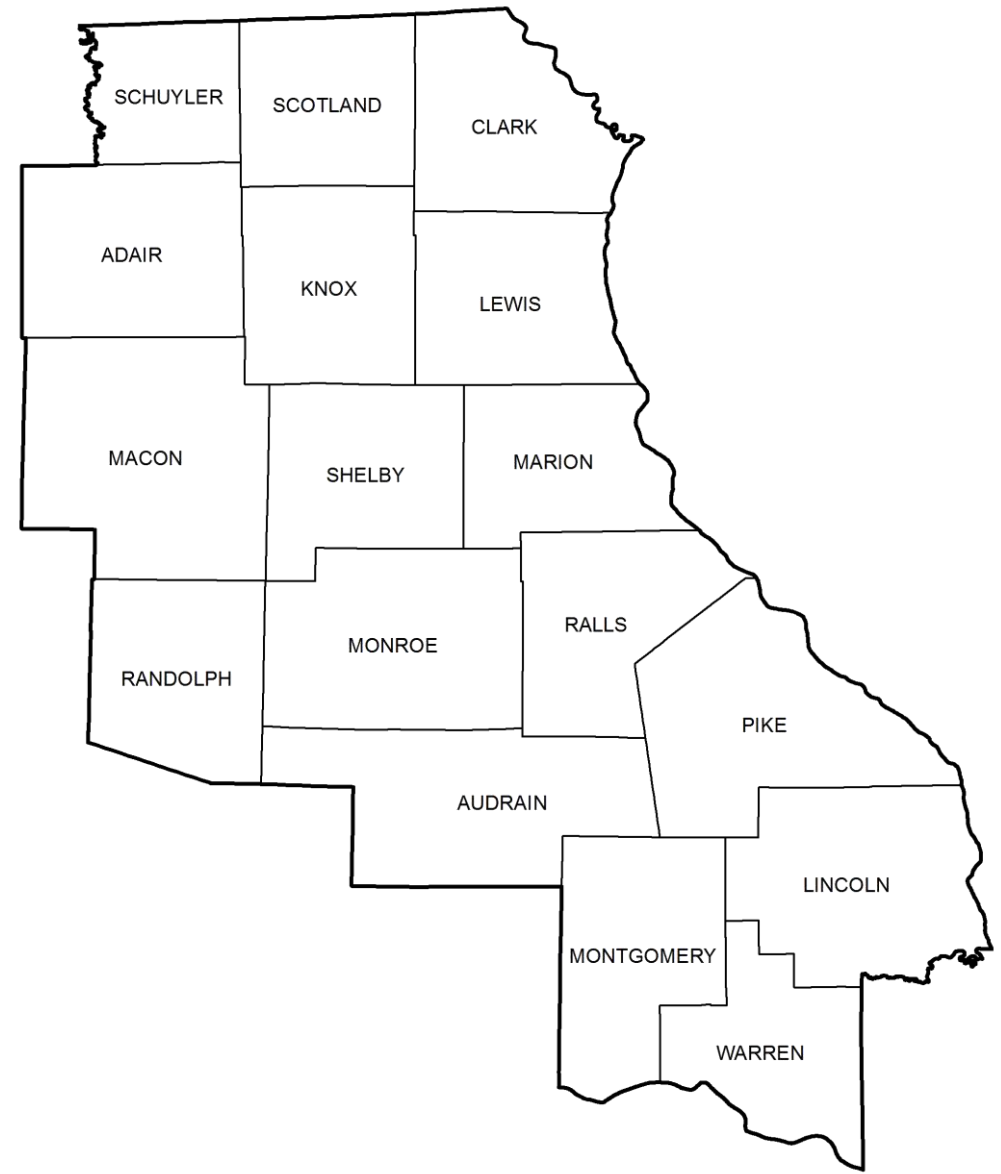
Section 4 - 1

District Northeast

Dollars in Thousands



MoDOT's Northeast District



PAYMENT PROJECTS



2018-2022 Highway and Bridge Construction Schedule

Transportation Planning

P.O. Box 270
Jefferson City, MO 65102

Construction contingency applied to construction cost in the year the project is awarded.

Three percent project growth factor compounded annually is applied to right-of-way and construction costs in program years 2, 3, 4, and 5.

No inflation is applied to the Funding From Other Sources (FFOS) or Payments.

Engineering includes PE costs, CE costs and R/W incidentals.

						STATE FISCAL YEAR PROJECT BUDGETING					
						Prior Prog.	7/2017- 6/2018	7/2018- 6/2019	7/2019- 6/2020	7/2020- 6/2021	7/2021- 6/2022
County: Various	On-call work zone enforcement at various locations in the Northeast District.					Engineering:	0	1	0	0	0
Route: Various						R/W:	0	0	0	0	0
Job No.: 2P3158						Construction:	0	0	0	0	0
Length: 0.00	MPO: N					FFOS:	0	0	0	0	0
Fund Cat: Safety					Fed: 10 State: 1 Local: 0	Payments:	0	10	0	0	0
Sec Cat: Safety	Awd Date: N/A	Anticipated Fed Cat: Safety									
TIP #:	Future Cost: 0				Estimate Total: 11						
County: Various	On-call work zone enforcement at various locations in the Northeast District.					Engineering:	0	0	1	0	0
Route: Various						R/W:	0	0	0	0	0
Job No.: 2P3165						Construction:	0	0	0	0	0
Length: 0.00	MPO: N					FFOS:	0	0	0	0	0
Fund Cat: Safety					Fed: 10 State: 1 Local: 0	Payments:	0	0	10	0	0
Sec Cat: Safety	Awd Date: N/A	Anticipated Fed Cat: Safety									
TIP #:	Future Cost: 0				Estimate Total: 11						
County: Various	Payback beginning in SFY 2008 for Safe and Sound bridges in the Northeast District.					Engineering:	0	0	0	0	0
Route: Various						R/W:	96	0	0	0	0
Job No.: 5B0800Q						Construction:	0	0	0	0	0
Length: 0.00	MPO: N					FFOS:	96	0	0	0	0
Fund Cat: Taking Care Of System					Fed: 0 State: 25,665 Local: 0	Payments:	31,061	5,133	5,133	5,133	5,133
Sec Cat: Rehab And Reconst	Awd Date: N/A	Anticipated Fed Cat: State									
TIP #:	Future Cost: 50,001 - 75,000				Estimate Total: 56,822						

* Subject to the approval of the Transportation Improvement Program by the governing Metropolitan Planning Organization.

Jun-8-2017

Section 4 - 1

District Northeast

Dollars in Thousands



2018-2022 Highway and Bridge Construction Schedule

Transportation Planning

P.O. Box 270
Jefferson City, MO 65102

Construction contingency applied to construction cost in the year the project is awarded.
Three percent project growth factor compounded annually is applied to right-of-way and construction costs in program years 2, 3, 4, and 5.
No inflation is applied to the Funding From Other Sources (FFOS) or Payments.
Engineering includes PE costs, CE costs and R/W incidentals.

STATE FISCAL YEAR PROJECT BUDGETING						
	Prior Prog.	7/2017- 6/2018	7/2018- 6/2019	7/2019- 6/2020	7/2020- 6/2021	7/2021- 6/2022
FFOS:	96	0	0	0	0	0
Total R/W:	96	0	0	0	0	0
Total Construction:	0	0	0	0	0	0
Paybacks:	31,061	5,143	5,143	5,133	5,133	5,133
Sub-Total:	31,157	5,143	5,143	5,133	5,133	5,133
Total Engineering:	0	1	1	0	0	0
Grand Total:	31,157	5,144	5,144	5,133	5,133	5,133
		2018	2019	2020	2021	2022
State		5,134	5,134	5,133	5,133	5,133
AC-State		0	0	0	0	0
Local		0	0	0	0	0
Sub-total State		5,134	5,134	5,133	5,133	5,133
Federal						
Sub-total Federal		10	10	0	0	0
Grand Total		5,144	5,144	5,133	5,133	5,133

Project Count: 3

* Subject to the approval of the Transportation Improvement Program by the governing Metropolitan Planning Organization.

Jun-8-2017

Section 4 - 1

District Northeast

Dollars in Thousands



2018-2022 Highway and Bridge Construction Schedule

Transportation Planning

P.O. Box 270
Jefferson City, MO 65102

Construction contingency applied to construction cost in the year the project is awarded.
Three percent project growth factor compounded annually is applied to right-of-way and construction costs in program years 2, 3, 4, and 5.
No inflation is applied to the Funding From Other Sources (FFOS) or Payments.
Engineering includes PE costs, CE costs and R/W incidentals.

Northeast

Total

STATE FISCAL YEAR PROJECT BUDGETING						
	Prior Prog.	7/2017- 6/2018	7/2018- 6/2019	7/2019- 6/2020	7/2020- 6/2021	7/2021- 6/2022
FFOS:	96	53,671	1,450	1,598	1,560	1,560
Total R/W:	428	204	240	0	0	0
Total Construction:	0	127,545	59,249	49,370	2,752	1,756
Paybacks:	31,061	5,143	5,143	5,133	5,133	5,133
Sub-Total:	31,489	132,892	64,632	54,503	7,885	6,889
Total Engineering:	3,888	9,713	6,018	4,711	264	109
Grand Total:	35,377	142,605	70,650	59,214	8,149	6,998
		2018	2019	2020	2021	2022
State		17,322	17,982	15,114	5,641	5,407
AC-State		20,767	22,017	16,573	0	0
Local		39,723	0	0	0	0
Sub-total State		77,812	39,999	31,687	5,641	5,407
Federal						
Sub-total Federal		64,793	30,651	27,527	2,508	1,591
Grand Total		142,605	70,650	59,214	8,149	6,998

Project Count: 114

* Subject to the approval of the Transportation Improvement Program by the governing Metropolitan Planning Organization.

Jun-8-2017

Section 4 - 1

District Northeast

Dollars in Thousands

**District Program Summary
Northeast**

(Dollars in Millions)

Amounts include construction and right of way, excludes engineering.

State Fiscal Year	2018	2019	2020	2021	2022
Statewide Interstate And Major Bridge - Available					
Statewide Interstate And Major Bridge - FFOS	0.000	0.000	0.000	0.000	0.000
Statewide Interstate And Major Bridge - Fund Transfers	0.300	11.270	2.701	0.000	0.000
Statewide Interstate And Major Bridge - Carryover	-0.012	0.000	0.000	0.000	0.000
Award and Completed Project Adjustments	0.000	0.000	0.000	0.000	0.000
Statewide Interstate And Major Bridge - Total Available	0.288	11.270	2.701	0.000	0.000
Statewide Interstate And Major Bridge - Programmed	0.384	11.608	4.477	0.000	0.000
Safety - Available	1.210	1.277	1.279	1.273	1.265
Safety - FFOS	0.000	0.000	0.939	0.821	0.821
Safety - Fund Transfers	-2.455	0.000	0.000	0.000	0.000
Safety - Carryover	-0.762	0.000	0.000	0.000	0.000
Award and Completed Project Adjustments	0.004	-0.820	-0.050	-0.016	0.000
Safety - Total Available	-2.003	0.457	2.168	2.078	2.086
Safety - Programmed	0.015	1.482	3.246	0.897	0.924
Taking Care Of System - Available	19.105	19.576	19.689	19.590	19.465
Taking Care Of System - FFOS	41.048	1.450	0.659	0.739	0.739
Taking Care Of System - Fund Transfers	53.797	25.581	16.939	5.133	0.000
Taking Care Of System - Carryover	-2.814	0.000	0.000	0.000	0.000
Award and Completed Project Adjustments	5.671	5.030	5.783	-0.195	0.000
Taking Care Of System - Total Available	116.807	51.637	43.070	25.267	20.204
Taking Care Of System - Programmed	118.642	51.542	46.781	6.988	5.965
Flexible & Other - Available					
Flexible & Other - FFOS	12.623	0.000	0.000	0.000	0.000
Flexible & Other - Fund Transfers	-3.315	0.000	0.000	0.000	0.000
Flexible & Other - Carryover	3.315	0.000	0.000	0.000	0.000
Award and Completed Project Adjustments	0.000	1.200	1.836	0.000	0.000
Flexible & Other - Total Available	12.623	1.200	1.836	0.000	0.000
Flexible & Other - Programmed	12.623	0.000	0.000	0.000	0.000
Statewide Safety - Available					
Statewide Safety - FFOS	0.000	0.000	0.000	0.000	0.000
Statewide Safety - Fund Transfers	1.228	0.000	0.000	0.000	0.000
Statewide Safety - Carryover	0.000	0.000	0.000	0.000	0.000
Award and Completed Project Adjustments	0.000	0.000	0.000	0.000	0.000
Statewide Safety - Total Available	1.228	0.000	0.000	0.000	0.000
Statewide Safety - Programmed	1.228	0.000	0.000	0.000	0.000
Statewide Major Projects & Emerging Needs - Available					
Statewide Major Projects & Emerging Needs - FFOS	0.000	0.000	0.000	0.000	0.000
Statewide Major Projects & Emerging Needs - Fund Transfers	0.000	0.000	0.000	0.000	0.000
Statewide Major Projects & Emerging Needs - Carryover	2.170	0.000	0.000	0.000	0.000
Award and Completed Project Adjustments	0.000	0.000	0.000	0.000	0.000
Statewide Major Projects & Emerging Needs - Total Available	2.170	0.000	0.000	0.000	0.000
Statewide Major Projects & Emerging Needs - Programmed	0.000	0.000	0.000	0.000	0.000
Statewide Amendment 3 - Available					
Statewide Amendment 3 - FFOS	1.885	0.000	0.000	0.000	0.000
Statewide Amendment 3 - Fund Transfers	0.000	0.000	0.000	0.000	0.000
Statewide Amendment 3 - Carryover	-1.706	0.000	0.000	0.000	0.000
Award and Completed Project Adjustments	0.000	0.000	0.000	0.000	0.000
Statewide Amendment 3 - Total Available	0.179	0.000	0.000	0.000	0.000
Statewide Amendment 3 - Programmed	0.000	0.000	0.000	0.000	0.000

Note: Three percent inflation compounded annually applied to program years 2019 - 2022

Two percent construction contingency applied to construction.

**District Program Summary
Northeast**

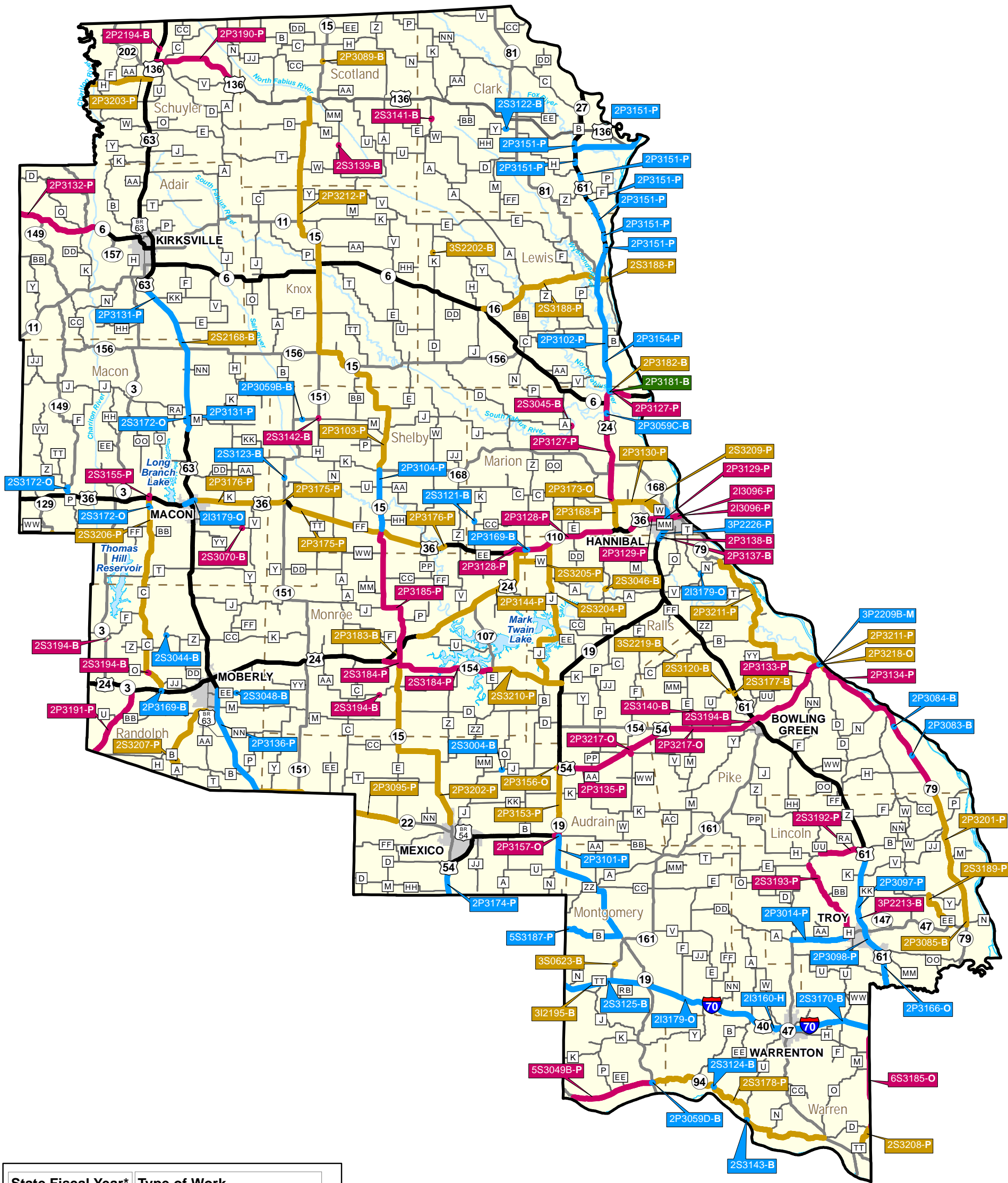
(Dollars in Millions)

Amounts include construction and right of way, excludes engineering.

Total Categorized Funding Available by SFY	131.292	64.564	49.775	27.345	22.290
Total Flexible Funds Available	0.046	0.687	9.395	20.653	24.358
Adjustments	5.675	5.410	7.569	-0.211	0.000
Carryovers	0.191				
Total Available by SFY	131.338	65.251	59.170	47.998	46.648
Total Programmed by SFY	132.892	64.632	54.504	7.885	6.889

*Note: Three percent inflation compounded annually applied to program years 2019 - 2022
Two percent construction contingency applied to construction.*

Statewide Transportation
Improvement Program
2018-2022
Northeast District
Highway and Bridge Construction Projects



State Fiscal Year*

- 2018
- 2019
- 2020
- 2021
- 2022

Type of Work

B = New/Improved Bridge
H = New/Expanded Highway
M = Major Bridge
O = Other/Safety
P = Pavement Treatment

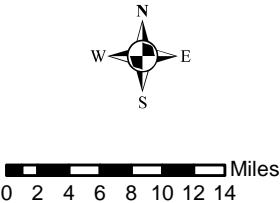
Urban Areas

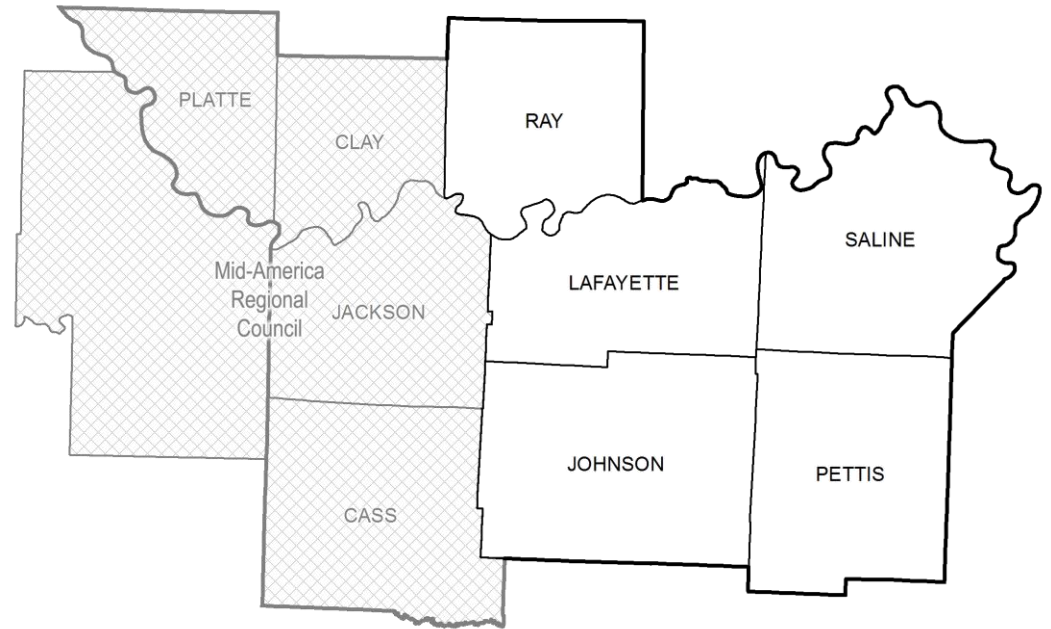
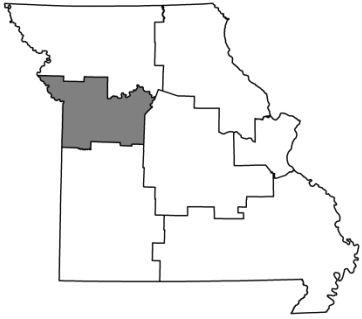
Missouri Major Roads

Label Key

Job No.-Type of Work

* July 1 - June 30
Note: Some projects overlap. The state fiscal year displayed in these instances will follow the order shown in the legend. Label tag color corresponds to respective state fiscal year.





MoDOT's Kansas City District

(Note: The following MoDOT projects are located outside the Mid-America Regional Council planning area boundary.)

PROJECT DESCRIPTION KEY

2018-2022 Highway and Bridge Construction Schedule

Construction contingency applied to construction cost in the year the project is awarded.

Three percent project growth factor compounded annually is applied to right-of-way and construction in program years 2, 3, 4, and 5.

No inflation is applied to the Funding From Other Sources (FFOS) or Payments.

Engineering includes PE costs, CE costs, and R/W incidentals.

STATE FISCAL YEAR PROJECT BUDGETING					
Prior Prog.	7/2017 6/2018	7/2018 6/2019	7/2019 6/2020	7/2020 6/2021	7/2021 6/2022
Engineering:	99	9	0	0	0
R/W:	0	0	99	0	0
Construction:	0	0	0	999	0
FFOS:	0	0	0	99	0
Payments:	0	99	0	0	0

County: _____
 Route: _____
 Job No.: _____
 Length: _____
 Fund Cat: _____
 Sec Cat: _____
 TIP#: _____

MPO: _____ Fed: _____ State: _____ Local: _____

Award Date: _____ Anticipated Fed Cat: _____
 Future Cost: _____ Estimate Total: _____

Anticipated Federal Funding Category^

Estimated cost range beyond 2022.

Date project is to be awarded to begin construction (Season and calendar year for 2017 & 2018. SFY only beyond 2018).

Metropolitan Planning Organization (Y/N).

Project description and location.

County location of project.

Route location of project.

Project number used to track project costs.

Total length in 1/100 miles.

Primary Funding Category.*

Secondary Funding Category.**

Transportation Improvement Program number (MPO projects only).

Total project cost estimate.

Federal, Advanced CN-State, State and Local share of project costs.

Dollars programmed in previous STIPs.

Dollars funded from other sources.

Dollars for construction, utilities and contingency.

Dollars for right-of-way (land acquisition).

Dollars to be paid back for accelerating the project or payments to others.

Dollars for engineering that include preliminary engineering, construction engineering and right-of-way incidentals.

***Primary Funding Category:**

- Take Care of System
- Statewide Interstate & Major Bridge
- Safety
- Statewide Safety
- Flexible & Other
- Amendment 3

****Secondary Funding Category:**

- Enhancements
- Low Type Resurfacing
- N - Ada Trans (ADA Transition Plan)
- Preventive Maint (Preventive Maintenance)
- Regional
- Rehab And Reconst (Rehabilitation and Reconstruction)
- Routine Maintenance
- Safety
- Systems Operations
- Thin Lift Overlay
- Urban Safety

^Anticipated Federal Funding Category:

CMAQ - Congestion Mitigation and Air Quality.
 * Usually 80% Federal & 20% State funds.

Earmark - usually 80% Federal & 20% State funds.

NHFP - National Highway Freight Program.
 * Usually 80% Federal & 20% State funds.

NHPP - National Highway Performance Program.
 * Usually 80% Federal & 20% State funds.
 * Sometimes 90% Federal & 10% State funds.

Safety - usually 90% Federal & 10% State funds.

State - No federal funds, state only funded.

STBG - Surface Transportation Block Grant program.
 * Usually 80% Federal & 20% State funds.

(All Costs in Thousands)



2018-2022 Highway and Bridge Construction Schedule

Transportation Planning

P.O. Box 270
Jefferson City, MO 65802

Construction contingency applied to construction cost in the year the project is awarded.

Three percent project growth factor compounded annually is applied to right-of-way and construction costs in program years 2, 3, 4, and 5.

No inflation is applied to the Funding From Other Sources (FFOS) or Payments.

Engineering includes PE costs, CE costs and R/W incidentals.

Construction contingency applied to construction cost in the year the project is awarded. Three percent project growth factor compounded annually is applied to right-of-way and construction costs in program years 2, 3, 4, and 5. No inflation is applied to the Funding From Other Sources (FFOS) or Payments. Engineering includes PE costs, CE costs and R/W incidentals.							STATE FISCAL YEAR PROJECT BUDGETING						
							Prior Prog.	7/2017- 6/2018	7/2018- 6/2019	7/2019- 6/2020	7/2020- 6/2021	7/2021- 6/2022	
County: Johnson	Pavement improvements from Rte. DD to Rte. 2. Project involves bridge X0370.						Engineering:	2	2	95	0	0	0
Route: MO 23							R/W:	0	0	0	0	0	0
Job No.: 3S3087							Construction:	0	0	1,397	0	0	0
Length: 14.95	MPO: N							FFOS:	0	0	0	0	0
Fund Cat: Taking Care Of System			AC-State: 1,196	State: 298	Local: 0		Payments:	0	0	0	0	0	0
Sec Cat: Thin Lift Overlay	Awd Date: 2019	Anticipated Fed Cat: NHPP											
TIP #:	Future Cost: 0		Estimate Total: 1,496										
County: Johnson	Pavement improvements from County Road 1501 to east of Pride Avenue in Warrensburg.						Engineering:	2	2	270	2	2	538
Route: US 50							R/W:	0	0	0	0	0	0
Job No.: 3P3064							Construction:	0	0	0	0	0	8,786
Length: 20.94	MPO: N							FFOS:	0	0	0	0	0
Fund Cat: Flexible & Other			Fed: 7,682	State: 1,918	Local: 0		Payments:	0	0	0	0	0	0
Sec Cat: Preventive Maint	Awd Date: 2022	Anticipated Fed Cat: NHPP											
TIP #:	Future Cost: 0		Estimate Total: 9,602										
County: Johnson	Bridge replacement over Bear Creek, 0.2 mile east of the city of Warrensburg and 0.3 mile west of Rte. 13. Project involves bridge A0748.						Engineering:	210	257	0	0	0	0
Route: RT DD							R/W:	0	10	0	0	0	0
Job No.: 3S3084							Construction:	0	1,002	0	0	0	0
Length: 0.20	MPO: N							FFOS:	0	0	0	0	0
Fund Cat: Taking Care Of System			Fed: 1,016	State: 253	Local: 0		Payments:	0	0	0	0	0	0
Sec Cat: Rehab And Reconst	Awd Date: Fall 17	Anticipated Fed Cat: NHPP											
TIP #:	Future Cost: 0		Estimate Total: 1,479										
County: Johnson	Bridge improvements at Black Jack Creek, 0.1 mile west of Rte. 541 and 0.2 mile east of Rte. CC. Project involves bridge T0819.						Engineering:	2	95	167	0	0	0
Route: RT E							R/W:	0	0	0	0	0	0
Job No.: 3S3082							Construction:	0	0	627	0	0	0
Length: 0.02	MPO: N							FFOS:	0	0	0	0	0
Fund Cat: Taking Care Of System			Fed: 712	State: 177	Local: 0		Payments:	0	0	0	0	0	0
Sec Cat: Rehab And Reconst	Awd Date: 2019	Anticipated Fed Cat: NHPP											
TIP #:	Future Cost: 0		Estimate Total: 891										
County: Johnson	Pavement improvements from Rte. M to Rte. 13 and on Rte. M to Rte. 50.						Engineering:	20	15	291	0	0	0
Route: RT OO							R/W:	0	10	0	0	0	0
Job No.: 3S3071							Construction:	0	0	1,976	0	0	0
Length: 19.52	MPO: N							FFOS:	0	0	0	0	0
Fund Cat: Taking Care Of System			AC-State: 1,833	State: 459	Local: 0		Payments:	0	0	0	0	0	0
Sec Cat: Low Type Resurfacing	Awd Date: 2019	Anticipated Fed Cat: STBG											
TIP #:	Future Cost: 0		Estimate Total: 2,312										

* Subject to the approval of the Transportation Improvement Program by the governing Metropolitan Planning Organization.

Jun-8-2017

Section 4 - 1

District Kansas City

Dollars in Thousands



2018-2022 Highway and Bridge Construction Schedule

Transportation Planning

P.O. Box 270
Jefferson City, MO 65802

Construction contingency applied to construction cost in the year the project is awarded.

Three percent project growth factor compounded annually is applied to right-of-way and construction costs in program years 2, 3, 4, and 5.

No inflation is applied to the Funding From Other Sources (FFOS) or Payments.

Engineering includes PE costs, CE costs and R/W incidentals.

Construction contingency applied to construction cost in the year the project is awarded. Three percent project growth factor compounded annually is applied to right-of-way and construction costs in program years 2, 3, 4, and 5. No inflation is applied to the Funding From Other Sources (FFOS) or Payments. Engineering includes PE costs, CE costs and R/W incidentals.										STATE FISCAL YEAR PROJECT BUDGETING					
										Prior Prog.	7/2017- 6/2018	7/2018- 6/2019	7/2019- 6/2020	7/2020- 6/2021	7/2021- 6/2022
County: Johnson Route: RT W Job No.: 3S3094 Length: 0.15 MPO: N Fund Cat: Taking Care Of System Sec Cat: Rehab And Reconst TIP #:	Bridge improvements at Blackwater River, 0.3 mile south of County Road 200 and 0.6 mile north of County Road 100. Project involves bridge P0544.					Fed: 765 State: 191 Local: 0	Engineering: 2 R/W: 0 Construction: 0 FFOS: 0 Payments: 0	100 5 0 0 0	170 0 681 0 0	0 0 0 0 0	0 0 0 0 0				
Awd Date: 2019 Anticipated Fed Cat: NHPP Future Cost: 0 Estimate Total: 958															
County: Lafayette Route: IS 70 Job No.: 0I3004H Length: 57.53 MPO: N Fund Cat: Statewide Interstate And Major Bridge Sec Cat: Preventive Maint TIP #:	Job Order Contracting for asphalt pavement repair in Lafayette and Saline Counties.					AC-State: 245 State: 28 Local: 0	Engineering: 0 R/W: 0 Construction: 0 FFOS: 0 Payments: 0	23 0 250 0 0	0 0 0 0 0	0 0 0 0 0					
Awd Date: Spring 18 Anticipated Fed Cat: NHPP Future Cost: 0 Estimate Total: 273															
County: Lafayette Route: IS 70 Job No.: 3I3010 Length: 0.07 MPO: N Fund Cat: Taking Care Of System Sec Cat: Rehab And Reconst TIP #:	Replace bridges at Rte. E and the Rte. H interchange , 4.4 miles west of Rte. 13 and 2.8 miles east of Rte. O. Project involves bridges A0077 and A0078.					Fed: 4,994 State: 1,248 Local: 0	Engineering: 295 R/W: 0 Construction: 0 FFOS: 0 Payments: 0	1,916 0 4,326 0 0	0 0 0 0 0	0 0 0 0 0					
Awd Date: Spring 18 Anticipated Fed Cat: NHPP Future Cost: 0 Estimate Total: 6,537															
County: Lafayette Route: IS 70 Job No.: 3I3047 Length: 11.14 MPO: N Fund Cat: Taking Care Of System Sec Cat: Preventive Maint TIP #:	Pavement improvements from Johnson Drive in Odessa to Rte. 13 in Higginsville.					AC-State: 4,606 State: 512 Local: 0	Engineering: 10 R/W: 0 Construction: 0 FFOS: 0 Payments: 0	165 0 0 0 0	561 0 4,392 0 0	0 0 0 0 0					
Awd Date: Fall 18 Anticipated Fed Cat: NHPP Future Cost: 0 Estimate Total: 5,128															
County: Lafayette Route: RT WW Job No.: 3S3058 Length: 0.04 MPO: N Fund Cat: Taking Care Of System Sec Cat: Rehab And Reconst TIP #:	Bridge improvements over I-70, 2.3 miles west of Rte. 131 and 3.4 miles east of Rte. D. Project involves bridge A0075.					Fed: 529 State: 132 Local: 0	Engineering: 20 R/W: 0 Construction: 0 FFOS: 0 Payments: 0	71 0 590 0 0	0 0 0 0 0	0 0 0 0 0					
Awd Date: Winter 18 Anticipated Fed Cat: STBG Future Cost: 0 Estimate Total: 681															

* Subject to the approval of the Transportation Improvement Program by the governing Metropolitan Planning Organization.

Jun-8-2017

Section 4 - 2

District Kansas City

Dollars in Thousands



2018-2022 Highway and Bridge Construction Schedule

Transportation Planning

P.O. Box 270
Jefferson City, MO 65802

Construction contingency applied to construction cost in the year the project is awarded.

Three percent project growth factor compounded annually is applied to right-of-way and construction costs in program years 2, 3, 4, and 5.

No inflation is applied to the Funding From Other Sources (FFOS) or Payments.

Engineering includes PE costs, CE costs and R/W incidentals.

Construction contingency applied to construction cost in the year the project is awarded. Three percent project growth factor compounded annually is applied to right-of-way and construction costs in program years 2, 3, 4, and 5. No inflation is applied to the Funding From Other Sources (FFOS) or Payments. Engineering includes PE costs, CE costs and R/W incidentals.										STATE FISCAL YEAR PROJECT BUDGETING						
										Prior Prog.	7/2017- 6/2018	7/2018- 6/2019	7/2019- 6/2020	7/2020- 6/2021	7/2021- 6/2022	
County: Pettis	Safety and intersection improvements at Rte. 127.									Engineering:	10	10	10	133	0	0
Route: US 50										R/W:	0	0	0	0	0	0
Job No.: 3P3078										Construction:	0	0	0	1,909	0	0
Length: 2.00	MPO: N								FFOS:	0	0	0	0	0	0	
Fund Cat: Safety								Fed: 1,856	State: 206	Local: 0	Payments:	0	0	0	0	0
Sec Cat: Safety	Awd Date: 2020		Anticipated Fed Cat: Safety													
TIP #:	Future Cost: 0			Estimate Total: 2,072												
County: Pettis	Pavement improvements from Sedalia Sub Railroad line east to Morgan County.									Engineering:	2	2	147	0	0	0
Route: US 50										R/W:	0	0	0	0	0	0
Job No.: 3P3080										Construction:	0	0	2,175	0	0	0
Length: 6.37	MPO: N								FFOS:	0	0	0	0	0	0	
Fund Cat: Taking Care Of System								Fed: 1,860	State: 464	Local: 0	Payments:	0	0	0	0	0
Sec Cat: Low Type Resurfacing	Awd Date: Fall 18		Anticipated Fed Cat: NHPP													
TIP #:	Future Cost: 0			Estimate Total: 2,326												
County: Pettis	Pavement improvements from Rte. B to the Benton County line.									Engineering:	7	47	371	0	0	0
Route: US 65										R/W:	0	0	0	0	0	0
Job No.: 3P3062										Construction:	0	0	5,271	0	0	0
Length: 10.45	MPO: N								FFOS:	0	0	0	0	0	0	
Fund Cat: Flexible & Other								AC-State: 4,552	State: 1,137	Local: 0	Payments:	0	0	0	0	0
Sec Cat: Preventive Maint	Awd Date: 2019		Anticipated Fed Cat: NHPP													
TIP #:	Future Cost: 0			Estimate Total: 5,696												
County: Pettis	Pavement improvements from Saline County line to Route 765.									Engineering:	2	10	10	497	0	0
Route: US 65										R/W:	0	0	0	0	0	0
Job No.: 3P3086										Construction:	0	0	0	7,668	0	0
Length: 14.13	MPO: N								FFOS:	0	0	0	0	0	0	
Fund Cat: Taking Care Of System								Fed: 6,548	State: 1,637	Local: 0	Payments:	0	0	0	0	0
Sec Cat: Low Type Resurfacing	Awd Date: 2020		Anticipated Fed Cat: NHPP													
TIP #:	Future Cost: 0			Estimate Total: 8,187												
County: Pettis	Bridge improvements at Heaths Creek on Rte. D, 0.9 mile west of McCubbin Road and 0.8 mile east of McAninch Road. Project involves bridge S0828.									Engineering:	0	5	5	40	0	0
Route: RT D										R/W:	0	0	0	0	0	0
Job No.: 3S3115										Construction:	0	0	0	541	0	0
Length: 0.15	MPO: N								FFOS:	0	0	0	0	0	0	
Fund Cat: Taking Care Of System								Fed: 473	State: 118	Local: 0	Payments:	0	0	0	0	0
Sec Cat: Rehab And Reconst	Awd Date: 2020		Anticipated Fed Cat: NHPP													
TIP #:	Future Cost: 0			Estimate Total: 591												

* Subject to the approval of the Transportation Improvement Program by the governing Metropolitan Planning Organization.

Jun-8-2017

Section 4 - 3

District Kansas City

Dollars in Thousands



2018-2022 Highway and Bridge Construction Schedule

Transportation Planning

P.O. Box 270
Jefferson City, MO 65802

Construction contingency applied to construction cost in the year the project is awarded.

Three percent project growth factor compounded annually is applied to right-of-way and construction costs in program years 2, 3, 4, and 5.

No inflation is applied to the Funding From Other Sources (FFOS) or Payments.

Engineering includes PE costs, CE costs and R/W incidentals.

Construction contingency applied to construction cost in the year the project is awarded. Three percent project growth factor compounded annually is applied to right-of-way and construction costs in program years 2, 3, 4, and 5. No inflation is applied to the Funding From Other Sources (FFOS) or Payments. Engineering includes PE costs, CE costs and R/W incidentals.							STATE FISCAL YEAR PROJECT BUDGETING						
							Prior Prog.	7/2017- 6/2018	7/2018- 6/2019	7/2019- 6/2020	7/2020- 6/2021	7/2021- 6/2022	
County: Pettis	Bridge improvements at South Fork Blackwater River, 0.7 mile east of Rte. 127 and 2.4 miles west of Gibson Road. Project involves bridge S0827.						Engineering:	0	5	5	47	0	0
Route: RT D							R/W:	0	0	0	0	0	0
Job No.: 3S3116							Construction:	0	0	0	649	0	0
Length: 0.15	MPO: N						FFOS:	0	0	0	0	0	0
Fund Cat: Taking Care Of System						Fed: 565	State: 141	Local: 0					
Sec Cat: Rehab And Reconst	Awd Date: 2020	Anticipated Fed Cat: NHPP					Payments:	0	0	0	0	0	0
TIP #:	Future Cost: 0					Estimate Total: 706							
County: Pettis	Bridge improvements over Muddy Creek 0.1 mile south of Pin Hood Road and 3.7 miles north of Rte. HH. Project involves bridge N0958.						Engineering:	20	80	0	0	0	0
Route: RT EE							R/W:	0	0	0	0	0	0
Job No.: 3S3060							Construction:	0	767	0	0	0	0
Length: 0.07	MPO: N						FFOS:	0	0	0	0	0	0
Fund Cat: Taking Care Of System						Fed: 678	State: 169	Local: 0					
Sec Cat: Rehab And Reconst	Awd Date: Winter 18	Anticipated Fed Cat: STBG					Payments:	0	0	0	0	0	0
TIP #:	Future Cost: 0					Estimate Total: 867							
County: Pettis	Bridge improvements over Muddy Creek, 2.7 miles north of Lee Road and 1.8 miles south of Lookout Road. Project involves bridge X0861.						Engineering:	2	20	30	141	0	0
Route: RT O							R/W:	0	0	0	0	0	0
Job No.: 3S3090							Construction:	0	0	0	1,018	0	0
Length: 0.11	MPO: N						FFOS:	0	0	0	0	0	0
Fund Cat: Taking Care Of System						Fed: 967	State: 242	Local: 0					
Sec Cat: Rehab And Reconst	Awd Date: 2020	Anticipated Fed Cat: NHPP					Payments:	0	0	0	0	0	0
TIP #:	Future Cost: 0					Estimate Total: 1,211							
County: Ray	Bridge improvements at Crooked River, 0.9 mile west of 80th Street and 1.1 miles east of Shotwell Road. Project involves bridge A2688.						Engineering:	2	10	10	55	0	0
Route: RT J							R/W:	0	0	0	0	0	0
Job No.: 3S3089							Construction:	0	0	0	712	0	0
Length: 0.11	MPO: N						FFOS:	0	0	0	0	0	0
Fund Cat: Taking Care Of System						Fed: 630	State: 157	Local: 0					
Sec Cat: Rehab And Reconst	Awd Date: 2020	Anticipated Fed Cat: NHPP					Payments:	0	0	0	0	0	0
TIP #:	Future Cost: 0					Estimate Total: 789							
County: Ray	Bridge improvements over Crooked River, 0.2 mile east of Shelton Road. and .8 mile west of Spry Road. Project involves bridge N0840.						Engineering:	30	40	83	0	0	0
Route: RT V							R/W:	0	0	0	0	0	0
Job No.: 3S3063							Construction:	0	0	667	0	0	0
Length: 0.02	MPO: N						FFOS:	0	0	0	0	0	0
Fund Cat: Taking Care Of System						Fed: 632	State: 158	Local: 0					
Sec Cat: Rehab And Reconst	Awd Date: 2019	Anticipated Fed Cat: STBG					Payments:	0	0	0	0	0	0
TIP #:	Future Cost: 0					Estimate Total: 820							

* Subject to the approval of the Transportation Improvement Program by the governing Metropolitan Planning Organization.

Jun-8-2017

Section 4 - 4

District Kansas City

Dollars in Thousands



2018-2022 Highway and Bridge Construction Schedule

Transportation Planning

P.O. Box 270
Jefferson City, MO 65802

Construction contingency applied to construction cost in the year the project is awarded.

Three percent project growth factor compounded annually is applied to right-of-way and construction costs in program years 2, 3, 4, and 5.

No inflation is applied to the Funding From Other Sources (FFOS) or Payments.

Engineering includes PE costs, CE costs and R/W incidentals.

Construction contingency applied to construction cost in the year the project is awarded. Three percent project growth factor compounded annually is applied to right-of-way and construction costs in program years 2, 3, 4, and 5. No inflation is applied to the Funding From Other Sources (FFOS) or Payments. Engineering includes PE costs, CE costs and R/W incidentals.							STATE FISCAL YEAR PROJECT BUDGETING						
							Prior Prog.	7/2017- 6/2018	7/2018- 6/2019	7/2019- 6/2020	7/2020- 6/2021	7/2021- 6/2022	
County: Saline	Bridge improvements at Muddy Creek, 0.5 mile east of 305th Road and 0.1 mile west of						Engineering:	2	20	30	106	83	0
Route: MO 122	Harvest Ave. Project involves bridge T0576.						R/W:	0	0	0	0	0	0
Job No.: 3S3091							Construction:	0	0	0	0	1,297	0
Length: 0.17	MPO: N					Fed: 1,230	State: 306	Local: 0					
Fund Cat: Taking Care Of System							FFOS:	0	0	0	0	0	0
Sec Cat: Rehab And Reconst	Awd Date: 2021	Anticipated Fed Cat: NHPP				Payments:	0	0	0	0	0	0	
TIP #:	Future Cost: 0				Estimate Total: 1,538								
County: Saline	Pavement improvements from west of Bus. 65 to Pettis County line.						Engineering:	95	555	0	0	0	0
Route: US 65							R/W:	0	0	0	0	0	0
Job No.: 3P3061							Construction:	0	5,347	0	0	0	0
Length: 10.50	MPO: N					AC-State: 4,722	State: 1,180	Local: 0					
Fund Cat: Flexible & Other							FFOS:	0	0	0	0	0	0
Sec Cat: Preventive Maint	Awd Date: Winter 18	Anticipated Fed Cat: NHPP				Payments:	0	0	0	0	0	0	
TIP #:	Future Cost: 0				Estimate Total: 5,997								
County: Saline	Replace bridge decks at Rte. 65 interchange, 3.3 miles east of Rte. YY and 6.6 miles east of						Engineering:	108	301	0	0	0	0
Route: IS 70	Rte. J. Project involves twin bridges A0203.						R/W:	0	0	0	0	0	0
Job No.: 3I3009							Construction:	0	2,871	0	0	0	0
Length: 0.64	MPO: N					Fed: 2,855	State: 317	Local: 0					
Fund Cat: Statewide Interstate And Major Bridge							FFOS:	0	0	0	0	0	0
Sec Cat: Preventive Maint	Awd Date: Winter 18	Anticipated Fed Cat: NHPP				Payments:	0	0	0	0	0	0	
TIP #:	Future Cost: 0				Estimate Total: 3,280								
County: Saline	Pavement improvements from Rte. Y to the Blackwater River bridge.						Engineering:	10	5	5	652	0	0
Route: IS 70							R/W:	0	0	0	0	0	0
Job No.: 3I3046							Construction:	0	0	0	9,998	0	0
Length: 14.49	MPO: N					Fed: 9,592	State: 1,068	Local: 0					
Fund Cat: Taking Care Of System							FFOS:	0	0	0	0	0	0
Sec Cat: Preventive Maint	Awd Date: 2020	Anticipated Fed Cat: NHPP				Payments:	0	0	0	0	0	0	
TIP #:	Future Cost: 0				Estimate Total: 10,670								
County: Saline	Bridge improvements over Salt Fork Creek 0.6 mile north of 260th Rd. and 1.3 miles						Engineering:	15	116	0	0	0	0
Route: RT BB	south of the city of Grand Pass. Project involves bridge A2466.						R/W:	0	0	0	0	0	0
Job No.: 3S3068							Construction:	0	527	0	0	0	0
Length: 0.12	MPO: N					Fed: 515	State: 128	Local: 0					
Fund Cat: Taking Care Of System							FFOS:	0	0	0	0	0	0
Sec Cat: Rehab And Reconst	Awd Date: Winter 18	Anticipated Fed Cat: STBG				Payments:	0	0	0	0	0	0	
TIP #:	Future Cost: 0				Estimate Total: 658								

* Subject to the approval of the Transportation Improvement Program by the governing Metropolitan Planning Organization.

Jun-8-2017

Section 4 - 5

District Kansas City

Dollars in Thousands



2018-2022 Highway and Bridge Construction Schedule

Construction contingency applied to construction cost in the year the project is awarded.

Three percent project growth factor compounded annually is applied to right-of-way and construction costs in program years 2, 3, 4, and 5.

No inflation is applied to the Funding From Other Sources (FFOS) or Payments.

Engineering includes PE costs, CE costs and R/W incidentals.

						STATE FISCAL YEAR PROJECT BUDGETING					
						Prior Prog.	7/2017- 6/2018	7/2018- 6/2019	7/2019- 6/2020	7/2020- 6/2021	7/2021- 6/2022
County: Various	Safety projects at various locations in the rural Kansas City District. \$458,000 Open					Engineering:	0	0	0	0	0
Route: Various	Container funds.					R/W:	0	0	0	0	0
Job No.: 0P3019D						Construction:	0	0	472	0	0
Length: 0.00	MPO: N					FFOS:	0	0	458	0	0
Fund Cat: Safety	Fed: 425 State: 47 Local: 0					Payments:	0	0	0	0	0
Sec Cat: Safety	Awd Date: 2019 Anticipated Fed Cat: Safety										
TIP #:	Future Cost: 0 Estimate Total: 472										
County: Various	Safety projects at various locations in the rural Kansas City District. \$583,000 Open					Engineering:	0	0	0	41	0
Route: Various	Container funds.					R/W:	0	0	0	0	0
Job No.: 0P3020D						Construction:	0	0	0	619	0
Length: 0.00	MPO: N					FFOS:	0	0	0	583	0
Fund Cat: Safety	Fed: 594 State: 66 Local: 0					Payments:	0	0	0	0	0
Sec Cat: Safety	Awd Date: 2020 Anticipated Fed Cat: Safety										
TIP #:	Future Cost: 0 Estimate Total: 660										
County: Various	Safety projects at various locations in the rural Kansas City District. \$509,000 Open					Engineering:	0	0	0	0	36
Route: Various	Container funds.					R/W:	0	0	0	0	0
Job No.: 0P3021D						Construction:	0	0	0	0	556
Length: 0.00	MPO: N					FFOS:	0	0	0	0	509
Fund Cat: Safety	Fed: 532 State: 60 Local: 0					Payments:	0	0	0	0	0
Sec Cat: Safety	Awd Date: 2021 Anticipated Fed Cat: Safety										
TIP #:	Future Cost: 0 Estimate Total: 592										
County: Various	Safety projects at various locations in the rural Kansas City District. \$509,000 Open					Engineering:	0	0	0	0	36
Route: Various	Container funds.					R/W:	0	0	0	0	0
Job No.: 0P3022D						Construction:	0	0	0	0	573
Length: 0.00	MPO: N					FFOS:	0	0	0	0	509
Fund Cat: Safety	Fed: 548 State: 61 Local: 0					Payments:	0	0	0	0	0
Sec Cat: Safety	Awd Date: 2022 Anticipated Fed Cat: Safety										
TIP #:	Future Cost: 0 Estimate Total: 609										
County: Various	ADA Transition Plan improvements at various locations in the rural Kansas City District.					Engineering:	0	0	0	0	0
Route: Various	\$342,000 from Statewide Transportation Alternatives funds.					R/W:	0	0	0	0	0
Job No.: 0S3017D						Construction:	0	342	0	0	0
Length: 0.00	MPO: N					FFOS:	0	342	0	0	0
Fund Cat: Taking Care Of System	Fed: 274 State: 68 Local: 0					Payments:	0	0	0	0	0
Sec Cat: N- Ada Trans	Awd Date: 2018 Anticipated Fed Cat: STBG										
TIP #:	Future Cost: 0 Estimate Total: 342										

* Subject to the approval of the Transportation Improvement Program by the governing Metropolitan Planning Organization.



2018-2022 Highway and Bridge Construction Schedule

Transportation Planning

P.O. Box 270
Jefferson City, MO 65802

Construction contingency applied to construction cost in the year the project is awarded.

Three percent project growth factor compounded annually is applied to right-of-way and construction costs in program years 2, 3, 4, and 5.

No inflation is applied to the Funding From Other Sources (FFOS) or Payments.

Engineering includes PE costs, CE costs and R/W incidentals.

						STATE FISCAL YEAR PROJECT BUDGETING					
						Prior Prog.	7/2017- 6/2018	7/2018- 6/2019	7/2019- 6/2020	7/2020- 6/2021	7/2021- 6/2022
County: Various	ADA Transition Plan improvements at various locations in the rural Kansas City District.					Engineering:	0	0	0	0	0
Route: Various	\$350,000 from Statewide Transportation Alternatives funds.					R/W:	0	0	0	0	0
Job No.: 0S3018D						Construction:	0	350	0	0	0
Length: 0.00	MPO: N					FFOS:	0	350	0	0	0
Fund Cat: Taking Care Of System					Fed: 280 State: 70 Local: 0	Payments:	0	0	0	0	0
Sec Cat: N- Ada Trans	Awd Date: 2018	Anticipated Fed Cat: STBG									
TIP #:	Future Cost: 0				Estimate Total: 350						
County: Various	ADA Transition Plan improvements at various locations in the rural Kansas City District.					Engineering:	0	0	0	0	0
Route: Various	\$355,000 from Statewide Transportation Alternatives funds.					R/W:	0	0	0	0	0
Job No.: 0S3019D						Construction:	0	0	366	0	0
Length: 0.00	MPO: N					FFOS:	0	0	355	0	0
Fund Cat: Taking Care Of System					Fed: 293 State: 73 Local: 0	Payments:	0	0	0	0	0
Sec Cat: N- Ada Trans	Awd Date: 2019	Anticipated Fed Cat: STBG									
TIP #:	Future Cost: 0				Estimate Total: 366						
County: Various	ADA Transition Plan improvements at various locations in the rural Kansas City District.					Engineering:	0	0	0	21	0
Route: Various	\$307,000 from Statewide Transportation Alternatives funds.					R/W:	0	0	0	0	0
Job No.: 0S3020D						Construction:	0	0	0	326	0
Length: 0.00	MPO: N					FFOS:	0	0	0	307	0
Fund Cat: Taking Care Of System					Fed: 278 State: 69 Local: 0	Payments:	0	0	0	0	0
Sec Cat: N- Ada Trans	Awd Date: 2020	Anticipated Fed Cat: STBG									
TIP #:	Future Cost: 0				Estimate Total: 347						
County: Various	ADA Transition Plan improvements at various locations in the rural Kansas City District.					Engineering:	0	0	0	0	24
Route: Various	\$346,000 from Statewide Transportation Alternatives funds.					R/W:	0	0	0	0	0
Job No.: 0S3021D						Construction:	0	0	0	0	378
Length: 0.00	MPO: N					FFOS:	0	0	0	0	346
Fund Cat: Taking Care Of System					Fed: 321 State: 81 Local: 0	Payments:	0	0	0	0	0
Sec Cat: N- Ada Trans	Awd Date: 2021	Anticipated Fed Cat: STBG									
TIP #:	Future Cost: 0				Estimate Total: 402						
County: Various	ADA Transition Plan improvements at various locations in the rural Kansas City District.					Engineering:	0	0	0	0	24
Route: Various	\$346,000 from Statewide Transportation Alternatives funds.					R/W:	0	0	0	0	0
Job No.: 0S3022D						Construction:	0	0	0	0	389
Length: 0.00	MPO: N					FFOS:	0	0	0	0	346
Fund Cat: Taking Care Of System					Fed: 330 State: 83 Local: 0	Payments:	0	0	0	0	0
Sec Cat: N- Ada Trans	Awd Date: 2022	Anticipated Fed Cat: STBG									
TIP #:	Future Cost: 0				Estimate Total: 413						

* Subject to the approval of the Transportation Improvement Program by the governing Metropolitan Planning Organization.

Jun-8-2017

Section 4 - 7

District Kansas City

Dollars in Thousands



2018-2022 Highway and Bridge Construction Schedule

Transportation Planning

P.O. Box 270
Jefferson City, MO 65802

Construction contingency applied to construction cost in the year the project is awarded.

Three percent project growth factor compounded annually is applied to right-of-way and construction costs in program years 2, 3, 4, and 5.

No inflation is applied to the Funding From Other Sources (FFOS) or Payments.

Engineering includes PE costs, CE costs and R/W incidentals.

						STATE FISCAL YEAR PROJECT BUDGETING					
						Prior Prog.	7/2017- 6/2018	7/2018- 6/2019	7/2019- 6/2020	7/2020- 6/2021	7/2021- 6/2022
County: Various	Job Order Contracting for guard cable and guardrail repair at various locations in the	Engineering:	2	53	0	0	0	0	0	0	0
Route: Various	rural Kansas City District.	R/W:	0	0	0	0	0	0	0	0	0
Job No.: 313004		Construction:	0	598	0	0	0	0	0	0	0
Length: 0.00	MPO: N	FFOS:	0	0	0	0	0	0	0	0	0
Fund Cat: Taking Care Of System	AC-State: 521 State: 130 Local: 0	Payments:	0	0	0	0	0	0	0	0	0
Sec Cat: Routine Maintenance	Awd Date: Spring 18 Anticipated Fed Cat: STBG										
TIP #: Future Cost: 0 Estimate Total: 653											
County: Various	Job Order Contracting for guard cable and guardrail repair at various locations in the	Engineering:	4	0	0	0	1	52			
Route: Various	rural Kansas City District.	R/W:	0	0	0	0	0	0	0	0	0
Job No.: 313021		Construction:	0	0	0	0	0	826			
Length: 0.00	MPO: N	FFOS:	0	0	0	0	0	0	0	0	0
Fund Cat: Taking Care Of System	AC-State: 703 State: 176 Local: 0	Payments:	0	0	0	0	0	0	0	0	0
Sec Cat: Routine Maintenance	Awd Date: 2022 Anticipated Fed Cat: STBG										
TIP #: Future Cost: 0 Estimate Total: 883											
County: Various	Job Order Contracting for guard cable and guardrail repair at various locations in the	Engineering:	0	6	52	0	0	0	0	0	0
Route: Various	rural Kansas City District.	R/W:	0	0	0	0	0	0	0	0	0
Job No.: 313065		Construction:	0	0	794	0	0	0	0	0	0
Length: 0.00	MPO: N	FFOS:	0	0	0	0	0	0	0	0	0
Fund Cat: Taking Care Of System	AC-State: 682 State: 170 Local: 0	Payments:	0	0	0	0	0	0	0	0	0
Sec Cat: Routine Maintenance	Awd Date: 2019 Anticipated Fed Cat: STBG										
TIP #: Future Cost: 0 Estimate Total: 852											
County: Various	Job Order Contracting for guard cable and guardrail repair at various locations in the	Engineering:	0	0	6	57	0	0	0	0	0
Route: Various	rural Kansas City District.	R/W:	0	0	0	0	0	0	0	0	0
Job No.: 313066		Construction:	0	0	0	858	0	0	0	0	0
Length: 0.00	MPO: N	FFOS:	0	0	0	0	0	0	0	0	0
Fund Cat: Taking Care Of System	AC-State: 737 State: 184 Local: 0	Payments:	0	0	0	0	0	0	0	0	0
Sec Cat: Routine Maintenance	Awd Date: 2020 Anticipated Fed Cat: STBG										
TIP #: Future Cost: 0 Estimate Total: 921											
County: Various	Job Order Contracting for guard cable and guardrail repair at various locations in the	Engineering:	0	0	0	8	58	0	0	0	0
Route: Various	rural Kansas City District.	R/W:	0	0	0	0	0	0	0	0	0
Job No.: 313072		Construction:	0	0	0	0	929	0	0	0	0
Length: 0.00	MPO: N	FFOS:	0	0	0	0	0	0	0	0	0
Fund Cat: Taking Care Of System	AC-State: 795 State: 200 Local: 0	Payments:	0	0	0	0	0	0	0	0	0
Sec Cat: Routine Maintenance	Awd Date: 2021 Anticipated Fed Cat: STBG										
TIP #: Future Cost: 0 Estimate Total: 995											

* Subject to the approval of the Transportation Improvement Program by the governing Metropolitan Planning Organization.

Jun-8-2017

Section 4 - 8

District Kansas City

Dollars in Thousands



2018-2022 Highway and Bridge Construction Schedule

Transportation Planning

P.O. Box 270
Jefferson City, MO 65802

Construction contingency applied to construction cost in the year the project is awarded.

Three percent project growth factor compounded annually is applied to right-of-way and construction costs in program years 2, 3, 4, and 5.

No inflation is applied to the Funding From Other Sources (FFOS) or Payments.

Engineering includes PE costs, CE costs and R/W incidentals.

Construction contingency applied to construction cost in the year the project is awarded. Three percent project growth factor compounded annually is applied to right-of-way and construction costs in program years 2, 3, 4, and 5. No inflation is applied to the Funding From Other Sources (FFOS) or Payments. Engineering includes PE costs, CE costs and R/W incidentals.										STATE FISCAL YEAR PROJECT BUDGETING					
										Prior Prog.	7/2017- 6/2018	7/2018- 6/2019	7/2019- 6/2020	7/2020- 6/2021	7/2021- 6/2022
County: Various	Job Order Contracting for guard cable and guardrail repair at various locations in the rural Kansas City District.					Engineering:	0	0	0	0	10	72			
Route: Various						R/W:	0	0	0	0	0	0			
Job No.: 3I3103						Construction:	0	0	0	0	0	1,004			
Length: 0.00	MPO: N						FFOS:	0	0	0	0	0			
Fund Cat: Taking Care Of System					AC-State: 869	State: 217	Local: 0								
Sec Cat: Routine Maintenance	Awd Date: 2022	Anticipated Fed Cat: STBG					Payments:	0	0	0	0	0			
TIP #:	Future Cost: 0				Estimate Total: 1,086										
County: Various	Job Order Contracting to grade around new and replacement guardrail installations at various locations in the rural Kansas City District.					Engineering:	1	44	0	0	0	0			
Route: Various						R/W:	0	0	0	0	0	0			
Job No.: 3P3098						Construction:	0	500	0	0	0	0			
Length: 0.00	MPO: N						FFOS:	0	0	0	0	0			
Fund Cat: Taking Care Of System					AC-State: 435	State: 109	Local: 0								
Sec Cat: Routine Maintenance	Awd Date: Summer 17	Anticipated Fed Cat: STBG					Payments:	0	0	0	0	0			
TIP #:	Future Cost: 0				Estimate Total: 545										

* Subject to the approval of the Transportation Improvement Program by the governing Metropolitan Planning Organization.

Jun-8-2017

Section 4 - 9

District Kansas City

Dollars in Thousands



2018-2022 Highway and Bridge Construction Schedule

Transportation Planning

P.O. Box 270
Jefferson City, MO 65802

Construction contingency applied to construction cost in the year the project is awarded.
Three percent project growth factor compounded annually is applied to right-of-way and construction costs in program years 2, 3, 4, and 5.
No inflation is applied to the Funding From Other Sources (FFOS) or Payments.
Engineering includes PE costs, CE costs and R/W incidentals.

STATE FISCAL YEAR PROJECT BUDGETING						
	Prior Prog.	7/2017- 6/2018	7/2018- 6/2019	7/2019- 6/2020	7/2020- 6/2021	7/2021- 6/2022
FFOS:	0	692	813	890	855	855
Total R/W:	0	25	0	0	0	0
Total Construction:	0	17,470	18,818	24,298	3,160	11,578
Paybacks:	0	0	0	0	0	0
Sub-Total:	0	17,495	18,818	24,298	3,160	11,578
Total Engineering:	875	3,975	2,318	1,800	214	722
Grand Total:	875	21,470	21,136	26,098	3,374	12,300
		2018	2019	2020	2021	2022
State		3,928	3,681	3,884	616	2,399
AC-State		6,136	12,661	738	798	1,563
Local		0	0	0	0	0
Sub-total State		10,064	16,342	4,622	1,414	3,962
Federal						
Sub-total Federal		11,406	4,794	21,476	1,960	8,338
Grand Total		21,470	21,136	26,098	3,374	12,300

Project Count: 42

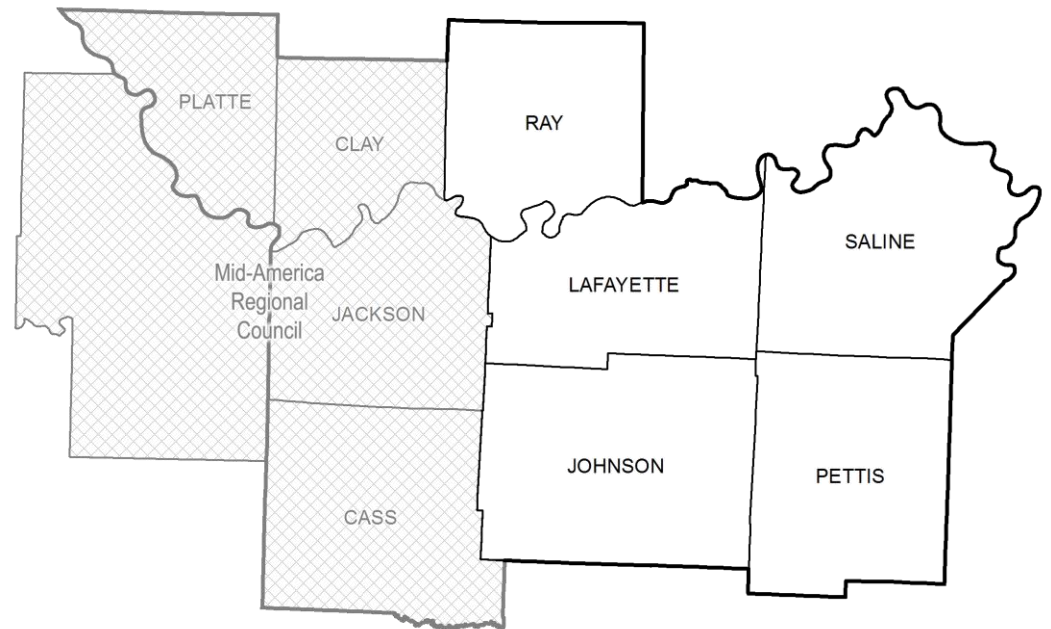
* Subject to the approval of the Transportation Improvement Program by the governing Metropolitan Planning Organization.

Jun-8-2017

Section 4 - 1

District Kansas City

Dollars in Thousands



MoDOT's Kansas City District

PAYMENT PROJECTS

(Note: The following MoDOT projects are located outside the Mid-America Regional Council planning area boundary.)



2018-2022 Highway and Bridge Construction Schedule

Transportation Planning

P.O. Box 270
Jefferson City, MO 65802

Construction contingency applied to construction cost in the year the project is awarded.

Three percent project growth factor compounded annually is applied to right-of-way and construction costs in program years 2, 3, 4, and 5.

No inflation is applied to the Funding From Other Sources (FFOS) or Payments.

Engineering includes PE costs, CE costs and R/W incidentals.

						STATE FISCAL YEAR PROJECT BUDGETING					
						Prior Prog.	7/2017- 6/2018	7/2018- 6/2019	7/2019- 6/2020	7/2020- 6/2021	7/2021- 6/2022
County: Johnson	Payment to Johnson County for construction of a shared use pedestrian facility along Rte. DD from Pembroke Dr. to SE 591 Road. \$285,563 Cost Share and \$311,121 District Transportation Enhancement funds. To be let by Johnson County as STP-6300 (406).					Engineering:	4	7	0	0	0
Route: RT DD						R/W:	0	0	0	0	0
Job No.: 4S3102Z						Construction:	0	0	0	0	0
Length: 3.58	MPO: N					FFOS:	0	597	0	0	0
Fund Cat: Flexible & Other					Fed: 561 State: 140 Local: 0	Payments:	0	694	0	0	0
Sec Cat: Enhancements	Awd Date: N/A	Anticipated Fed Cat: STBG									
TIP #:	Future Cost: 0				Estimate Total: 705						
County: Various	On-call work zone enforcement at various locations in the rural Kansas City District.					Engineering:	0	1	0	0	0
Route: Various						R/W:	0	0	0	0	0
Job No.: 3I3024						Construction:	0	0	0	0	0
Length: 0.00	MPO: N					FFOS:	0	0	0	0	0
Fund Cat: Safety					Fed: 11 State: 1 Local: 0	Payments:	0	11	0	0	0
Sec Cat: Safety	Awd Date: N/A	Anticipated Fed Cat: Safety									
TIP #:	Future Cost: 0				Estimate Total: 12						
County: Various	On-call work zone enforcement at various locations in the rural Kansas City District.					Engineering:	0	0	1	0	0
Route: Various						R/W:	0	0	0	0	0
Job No.: 3P3081						Construction:	0	0	0	0	0
Length: 0.00	MPO: N					FFOS:	0	0	0	0	0
Fund Cat: Safety					Fed: 11 State: 1 Local: 0	Payments:	0	0	11	0	0
Sec Cat: Safety	Awd Date: N/A	Anticipated Fed Cat: Safety									
TIP #:	Future Cost: 0				Estimate Total: 12						
County: Various	On-Call work zone enforcement at various locations in the rural Kansas City District.					Engineering:	0	0	0	0	1
Route: Various						R/W:	0	0	0	0	0
Job No.: 3P3100						Construction:	0	0	0	0	0
Length: 0.00	MPO: N					FFOS:	0	0	0	0	0
Fund Cat: Safety					Fed: 11 State: 1 Local: 0	Payments:	0	0	0	0	11
Sec Cat: Safety	Awd Date: N/A	Anticipated Fed Cat: Safety									
TIP #:	Future Cost: 0				Estimate Total: 12						
County: Various	On-call work zone enforcement at various locations in the rural Kansas City District.					Engineering:	0	0	0	1	0
Route: Various						R/W:	0	0	0	0	0
Job No.: 3P3101						Construction:	0	0	0	0	0
Length: 0.00	MPO: N					FFOS:	0	0	0	0	0
Fund Cat: Safety					Fed: 11 State: 1 Local: 0	Payments:	0	0	0	11	0
Sec Cat: Safety	Awd Date: N/A	Anticipated Fed Cat: Safety									
TIP #:	Future Cost: 0				Estimate Total: 12						

* Subject to the approval of the Transportation Improvement Program by the governing Metropolitan Planning Organization.

Jun-8-2017

Section 4 - 1

District Kansas City

Dollars in Thousands



2018-2022 Highway and Bridge Construction Schedule

Transportation Planning

P.O. Box 270
Jefferson City, MO 65802

Construction contingency applied to construction cost in the year the project is awarded.

Three percent project growth factor compounded annually is applied to right-of-way and construction costs in program years 2, 3, 4, and 5.

No inflation is applied to the Funding From Other Sources (FFOS) or Payments.

Engineering includes PE costs, CE costs and R/W incidentals.

Construction contingency applied to construction cost in the year the project is awarded. Three percent project growth factor compounded annually is applied to right-of-way and construction costs in program years 2, 3, 4, and 5. No inflation is applied to the Funding From Other Sources (FFOS) or Payments. Engineering includes PE costs, CE costs and R/W incidentals.												STATE FISCAL YEAR PROJECT BUDGETING						
												Prior Prog.	7/2017- 6/2018	7/2018- 6/2019	7/2019- 6/2020	7/2020- 6/2021	7/2021- 6/2022	
County: Various	On-call work zone enforcement at various locations in the rural Kansas City District.											Engineering:	0	0	0	0	0	1
Route: Various												R/W:	0	0	0	0	0	0
Job No.: 3P3102												Construction:	0	0	0	0	0	0
Length: 0.00	MPO: N											FFOS:	0	0	0	0	0	0
Fund Cat: Safety	Fed: 11 State: 1 Local: 0											Payments:	0	0	0	0	0	11
Sec Cat: Safety	Awd Date: N/A Anticipated Fed Cat: Safety																	
TIP #:	Future Cost: 0 Estimate Total: 12																	
County: Various	Payback beginning in SFY 2008 for Safe and Sound bridges in rural Kansas City District.											Engineering:	0	0	0	0	0	0
Route: Various												R/W:	150	0	0	0	0	0
Job No.: 5B0800R												Construction:	0	0	0	0	0	0
Length: 0.00	MPO: N											FFOS:	150	0	0	0	0	0
Fund Cat: Taking Care Of System	Fed: 0 State: 28,020 Local: 0											Payments:	37,878	5,604	5,604	5,604	5,604	5,604
Sec Cat: Rehab And Reconst	Awd Date: N/A Anticipated Fed Cat: State																	
TIP #:	Future Cost: 50,001 - 75,000 Estimate Total: 66,048																	

* Subject to the approval of the Transportation Improvement Program by the governing Metropolitan Planning Organization.

Jun-8-2017

Section 4 - 2

District Kansas City

Dollars in Thousands



2018-2022 Highway and Bridge Construction Schedule

Transportation Planning

P.O. Box 270
Jefferson City, MO 65802

Construction contingency applied to construction cost in the year the project is awarded.
Three percent project growth factor compounded annually is applied to right-of-way and construction costs in program years 2, 3, 4, and 5.
No inflation is applied to the Funding From Other Sources (FFOS) or Payments.
Engineering includes PE costs, CE costs and R/W incidentals.

STATE FISCAL YEAR PROJECT BUDGETING						
	Prior Prog.	7/2017- 6/2018	7/2018- 6/2019	7/2019- 6/2020	7/2020- 6/2021	7/2021- 6/2022
FFOS:	150	597	0	0	0	0
Total R/W:	150	0	0	0	0	0
Total Construction:	0	0	0	0	0	0
Paybacks:	37,878	6,309	5,615	5,615	5,615	5,615
Sub-Total:	38,028	6,309	5,615	5,615	5,615	5,615
Total Engineering:	4	8	1	1	1	1
Grand Total:	38,032	6,317	5,616	5,616	5,616	5,616
		2018	2019	2020	2021	2022
State		5,745	5,605	5,605	5,605	5,605
AC-State		0	0	0	0	0
Local		0	0	0	0	0
Sub-total State		5,745	5,605	5,605	5,605	5,605
Federal						
Sub-total Federal		572	11	11	11	11
Grand Total		6,317	5,616	5,616	5,616	5,616

Project Count: 7

* Subject to the approval of the Transportation Improvement Program by the governing Metropolitan Planning Organization.

Jun-8-2017

Section 4 - 1

District Kansas City

Dollars in Thousands



2018-2022 Highway and Bridge Construction Schedule

Transportation Planning

P.O. Box 270
Jefferson City, MO 65802

Construction contingency applied to construction cost in the year the project is awarded.
Three percent project growth factor compounded annually is applied to right-of-way and construction costs in program years 2, 3, 4, and 5.

No inflation is applied to the Funding From Other Sources (FFOS) or Payments.

Engineering includes PE costs, CE costs and R/W incidentals.

Kansas City NON TMA Total

STATE FISCAL YEAR PROJECT BUDGETING						
	Prior Prog.	7/2017- 6/2018	7/2018- 6/2019	7/2019- 6/2020	7/2020- 6/2021	7/2021- 6/2022
FFOS:	150	1,289	813	890	855	855
Total R/W:	150	25	0	0	0	0
Total Construction:	0	17,470	18,818	24,298	3,160	11,578
Paybacks:	37,878	6,309	5,615	5,615	5,615	5,615
Sub-Total:	38,028	23,804	24,433	29,913	8,775	17,193
Total Engineering:	879	3,983	2,319	1,801	215	723
Grand Total:	38,907	27,787	26,752	31,714	8,990	17,916
		2018	2019	2020	2021	2022
State		9,673	9,286	9,489	6,221	8,004
AC-State		6,136	12,661	738	798	1,563
Local		0	0	0	0	0
Sub-total State		15,809	21,947	10,227	7,019	9,567
Federal						
Sub-total Federal		11,978	4,805	21,487	1,971	8,349
Grand Total		27,787	26,752	31,714	8,990	17,916

Project Count: 49

* Subject to the approval of the Transportation Improvement Program by the governing Metropolitan Planning Organization.

Jun-8-2017

Section 4 - 1

District Kansas City

Dollars in Thousands

District Program Summary
Kansas City (Rural)
(Dollars in Millions)

Amounts include construction and right of way, excludes engineering.

State Fiscal Year	2018	2019	2020	2021	2022
Statewide Interstate And Major Bridge - Available					
Statewide Interstate And Major Bridge - FFOS	0.000	0.000	0.000	0.000	0.000
Statewide Interstate And Major Bridge - Fund Transfers	3.121	0.000	0.000	0.000	0.000
Statewide Interstate And Major Bridge - Carryover	-0.800	0.000	0.000	0.000	0.000
Award and Completed Project Adjustments	0.000	0.000	0.000	0.000	0.000
Statewide Interstate And Major Bridge - Total Available	2.321	0.000	0.000	0.000	0.000
Statewide Interstate And Major Bridge - Programmed	3.121	0.000	0.000	0.000	0.000
Safety - Available	0.769	0.799	0.794	0.790	0.784
Safety - FFOS	0.000	0.458	0.583	0.509	0.509
Safety - Fund Transfers	0.000	0.000	0.000	0.000	0.000
Safety - Carryover	5.016	0.000	0.000	0.000	0.000
Award and Completed Project Adjustments	0.101	0.150	0.015	0.090	0.000
Safety - Total Available	5.886	1.407	1.392	1.389	1.293
Safety - Programmed	0.011	0.483	2.538	0.567	0.584
Taking Care Of System - Available	8.994	9.146	9.182	9.136	9.077
Taking Care Of System - FFOS	0.692	0.355	0.307	0.346	0.346
Taking Care Of System - Fund Transfers	9.684	8.352	7.957	0.000	0.000
Taking Care Of System - Carryover	-4.152	0.000	0.000	0.000	0.000
Award and Completed Project Adjustments	0.147	-1.190	-0.311	-0.014	0.000
Taking Care Of System - Total Available	15.365	16.663	17.135	9.468	9.423
Taking Care Of System - Programmed	14.631	18.679	27.375	8.208	7.824
Flexible & Other - Available					
Flexible & Other - FFOS	0.597	0.000	0.000	0.000	0.000
Flexible & Other - Fund Transfers	5.444	5.117	0.000	0.000	7.806
Flexible & Other - Carryover	-4.235	0.000	0.000	0.000	0.000
Award and Completed Project Adjustments	0.000	-2.660	0.000	0.000	0.000
Flexible & Other - Total Available	1.806	2.457	0.000	0.000	7.806
Flexible & Other - Programmed	6.041	5.271	0.000	0.000	8.786
Statewide Safety - Available					
Statewide Safety - FFOS	0.000	0.000	0.000	0.000	0.000
Statewide Safety - Fund Transfers	0.000	0.000	0.000	0.000	0.000
Statewide Safety - Carryover	0.000	0.000	0.000	0.000	0.000
Award and Completed Project Adjustments	0.000	0.000	0.000	0.000	0.000
Statewide Safety - Total Available	0.000	0.000	0.000	0.000	0.000
Statewide Safety - Programmed	0.000	0.000	0.000	0.000	0.000
Statewide Major Projects & Emerging Needs - Available					
Statewide Major Projects & Emerging Needs - FFOS	0.000	0.000	0.000	0.000	0.000
Statewide Major Projects & Emerging Needs - Fund Transfers	0.000	0.000	0.000	0.000	0.000
Statewide Major Projects & Emerging Needs - Carryover	1.230	0.000	0.000	0.000	0.000
Award and Completed Project Adjustments	0.000	0.000	0.000	0.000	0.000
Statewide Major Projects & Emerging Needs - Total Available	1.230	0.000	0.000	0.000	0.000
Statewide Major Projects & Emerging Needs - Programmed	0.000	0.000	0.000	0.000	0.000
Statewide Amendment 3 - Available					
Statewide Amendment 3 - FFOS	0.000	0.000	0.000	0.000	0.000
Statewide Amendment 3 - Fund Transfers	0.000	0.000	0.000	0.000	0.000
Statewide Amendment 3 - Carryover	-3.856	0.000	0.000	0.000	0.000
Award and Completed Project Adjustments	0.000	0.000	0.000	0.000	0.000
Statewide Amendment 3 - Total Available	-3.856	0.000	0.000	0.000	0.000
Statewide Amendment 3 - Programmed	0.000	0.000	0.000	0.000	0.000

*Note: Three percent inflation compounded annually applied to program years 2019 - 2022
Two percent construction contingency applied to construction.*

District Program Summary**Kansas City (Rural)**

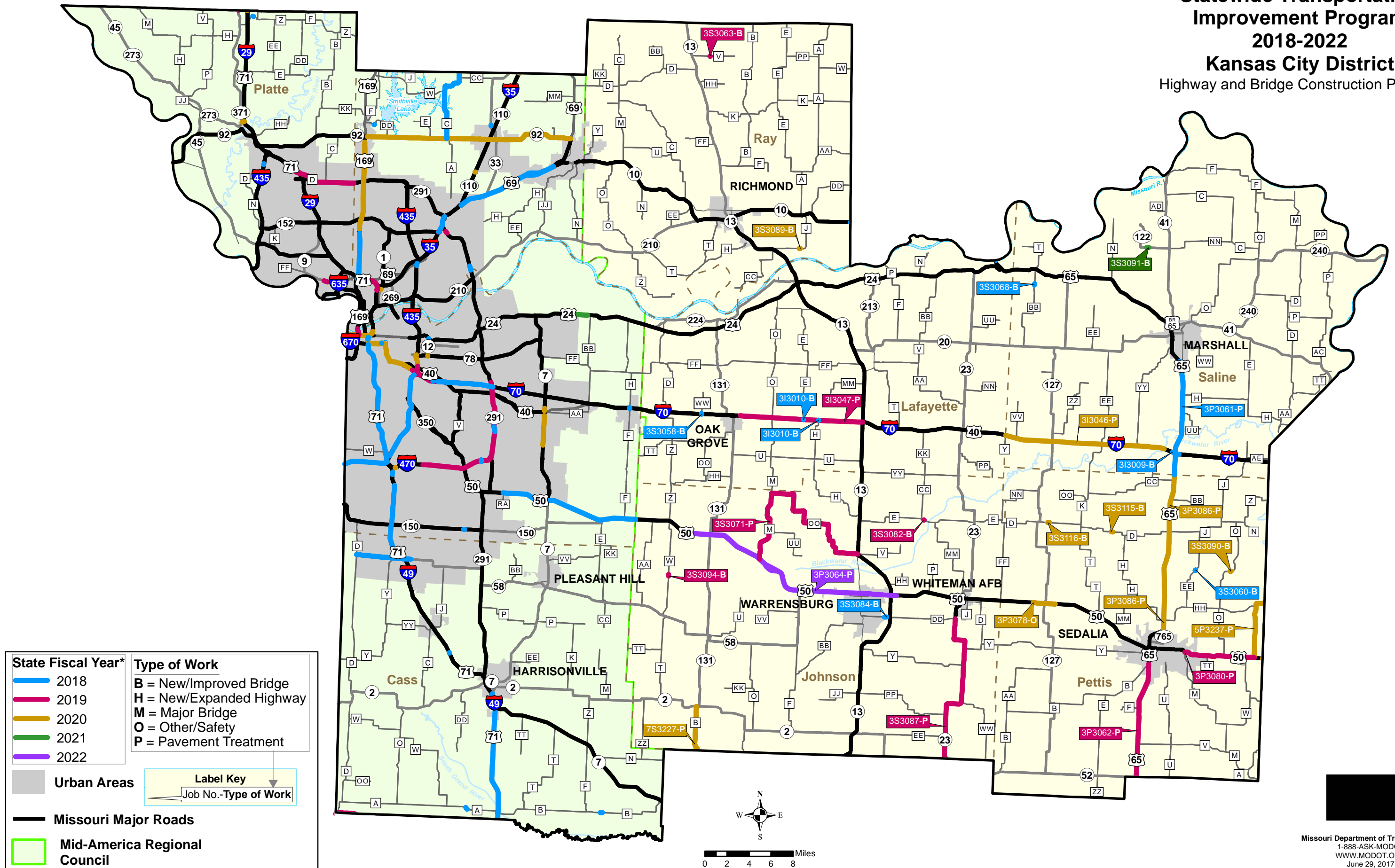
(Dollars in Millions)

Amounts include construction and right of way, excludes engineering.

Total Categorized Funding Available by SFY	22.752	20.527	18.527	10.857	18.522
Total Flexible Funds Available	2.490	3.897	15.115	14.971	6.691
Adjustments	0.248	-3.700	-0.296	0.076	0.000
Carryovers	-6.797				
Total Available by SFY	25.242	24.424	33.642	25.828	25.213
Total Programmed by SFY	23.804	24.433	29.913	8.775	17.194

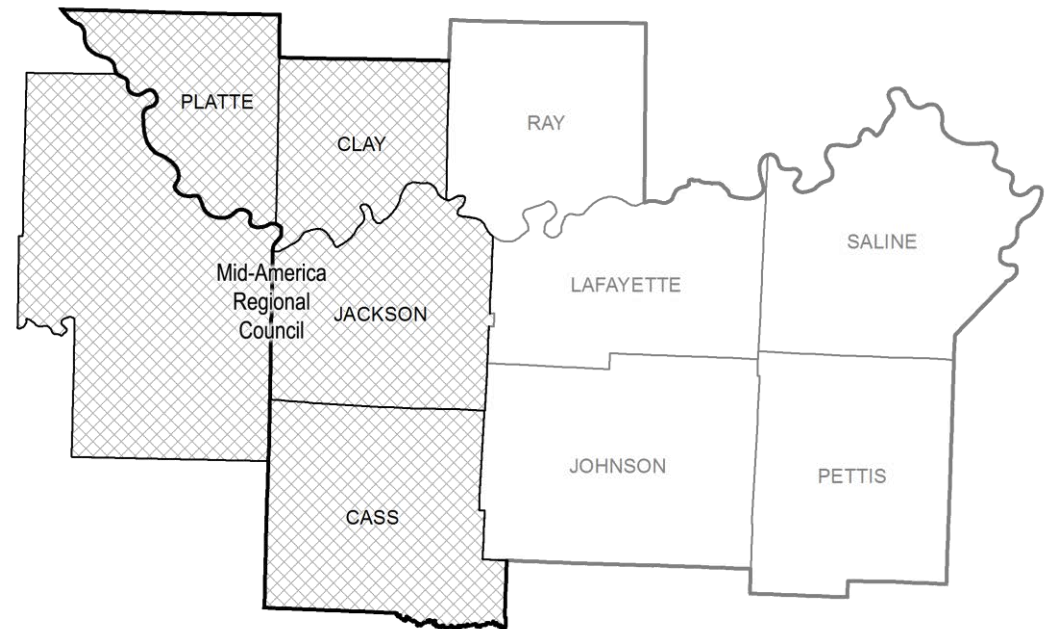
*Note: Three percent inflation compounded annually applied to program years 2019 - 2022
Two percent construction contingency applied to construction.*

**Statewide Transportation
Improvement Program
2018-2022
Kansas City District**
Highway and Bridge Construction Projects



Missouri Department of Transportation
1-888-ASK-MODOT
WWW.MODOT.ORG
June 29, 2017

Document Path: Z:\MapProjects\STIP\STIP2018-2022\STIP18_D03.mxd



MoDOT's Kansas City District

TMA: Mid-America Regional Council

(Note: The following MoDOT projects are located inside the Mid-America Regional Council planning area boundary.)

PROJECT DESCRIPTION KEY

2018-2022 Highway and Bridge Construction Schedule

Construction contingency applied to construction cost in the year the project is awarded.

Three percent project growth factor compounded annually is applied to right-of-way and construction in program years 2, 3, 4, and 5.

No inflation is applied to the Funding From Other Sources (FFOS) or Payments.

Engineering includes PE costs, CE costs, and R/W incidentals.

						STATE FISCAL YEAR PROJECT BUDGETING					
						Prior Prog.	7/2017 6/2018	7/2018 6/2019	7/2019 6/2020	7/2020 6/2021	7/2021 6/2022
County:	XX	Engineering:	99	9	0	0	0	0	0	0	0
Route:	XX	R/W:	0	0	99	0	0	0	0	0	0
Job No.:		Construction:	0	0	0	999	0	0	0	0	0
Length:											
Fund Cat:	MPO: Fed: State: Local:										
Sec Cat:	Award Date Anticipated Fed Cat:	FFOS:	0	0	0	99	0	0	0	0	0
TIP#	Future Cost: Estimate Total:	Payments:	0	99	0	0	0	0	0	0	0

Anticipated Federal
Funding Category^

Estimated cost range beyond 2022.

Date project is to be awarded to begin
construction (Season and calendar year for
2017 & 2018. SFY only beyond 2018).

Metropolitan Planning Organization (Y/N).

Project description and location.

County location of project.

Route location of project.

Project number used to track
project costs.

Total length in 1/100 miles.

Primary Funding Category.*

Secondary Funding Category.**

Transportation Improvement Program
number (MPO projects only).

Total project cost estimate.

Federal, Advanced CN-State,
State and Local share of project
costs.

Dollars programmed
in previous STIPs.

Dollars funded
from other
sources.

Dollars for construction,
utilities and
contingency.

Dollars for right-of-way
(land acquisition).

Dollars to be paid back for
accelerating the project or
payments to others.

Dollars for engineering that include
preliminary engineering, construction
engineering and right-of-way incidentals.

*Primary Funding Category:

Take Care of System
Statewide Interstate & Major Bridge
Safety
Statewide Safety
Flexible & Other
Amendment 3

**Secondary Funding Category:

Enhancements
Low Type Resurfacing
N - Ada Trans (ADA Transition Plan)
Preventive Maint (Preventive Maintenance)
Regional
Rehab And Reconst (Rehabilitation and Reconstruction)
Routine Maintenance
Safety
Systems Operations
Thin Lift Overlay
Urban Safety

^Anticipated Federal Funding Category:

CMAQ - Congestion Mitigation and Air Quality.

* Usually 80% Federal & 20% State funds.

Earmark - usually 80% Federal & 20% State funds.

NHFP - National Highway Freight Program.

* Usually 80% Federal & 20% State funds.

NHPP - National Highway Performance Program.

* Usually 80% Federal & 20% State funds.

* Sometimes 90% Federal & 10% State funds.

Safety - usually 90% Federal & 10% State funds.

State - No federal funds, state only funded.

STBG - Surface Transportation Block Grant program.

* Usually 80% Federal & 20% State funds.

(All Costs in Thousands)



2018-2022 Highway and Bridge Construction Schedule

Transportation Planning

P.O. Box 270
Jefferson City, MO 65802

Construction contingency applied to construction cost in the year the project is awarded.

Three percent project growth factor compounded annually is applied to right-of-way and construction costs in program years 2, 3, 4, and 5.

No inflation is applied to the Funding From Other Sources (FFOS) or Payments.

Engineering includes PE costs, CE costs and R/W incidentals.

						STATE FISCAL YEAR PROJECT BUDGETING					
						Prior Prog.	7/2017- 6/2018	7/2018- 6/2019	7/2019- 6/2020	7/2020- 6/2021	7/2021- 6/2022
County: Cass	Replace bridge deck over I-49 in Harrisonville, 1.2 miles south of Rte. 2 and 1.4 miles north of 275th Street. Project includes bridge A1495.	Engineering:	15	96	0	0	0	0	0	0	0
Route: MO 2		R/W:	0	0	0	0	0	0	0	0	0
Job No.: 4S3152		Construction:	0	965	0	0	0	0	0	0	0
Length: 0.19	MPO: Y	FFOS:	0	0	0	0	0	0	0	0	0
Fund Cat: Taking Care Of System	Fed: 849 State: 212 Local: 0	Payments:	0	0	0	0	0	0	0	0	0
Sec Cat: Rehab And Reconst	Awd Date: Winter 18 Anticipated Fed Cat: NHPP										
TIP #: Future Cost: 0 Estimate Total: 1,076											
County: Cass	Pavement improvements from Rte. 7 to the Bates County line.	Engineering:	157	577	0	0	0	0	0	0	0
Route: IS 49		R/W:	0	0	0	0	0	0	0	0	0
Job No.: 4I3112		Construction:	0	6,804	0	0	0	0	0	0	0
Length: 9.98	MPO: Y	FFOS:	0	0	0	0	0	0	0	0	0
Fund Cat: Statewide Interstate And Major Bridge	Fed: 6,643 State: 738 Local: 0	Payments:	0	0	0	0	0	0	0	0	0
Sec Cat: Preventive Maint	Awd Date: Fall 17 Anticipated Fed Cat: NHPP										
TIP #: 790088 Future Cost: 0 Estimate Total: 7,538											
County: Cass	Bridge improvements over Tennessee Creek and East Branch South Grand, 2.6 miles south of Rte. J, 4 miles north of Rte. 291. Project ends 0.5 mile south of 307th St. Project involves twin bridges A2641 and A2069.	Engineering:	117	381	0	0	0	0	0	0	0
Route: IS 49		R/W:	0	0	0	0	0	0	0	0	0
Job No.: 4P2360B		Construction:	0	3,827	0	0	0	0	0	0	0
Length: 0.05	MPO: Y	FFOS:	0	0	0	0	0	0	0	0	0
Fund Cat: Taking Care Of System	Fed: 3,787 State: 421 Local: 0	Payments:	0	0	0	0	0	0	0	0	0
Sec Cat: Rehab And Reconst	Awd Date: Winter 18 Anticipated Fed Cat: NHPP										
TIP #: Future Cost: 0 Estimate Total: 4,325											
County: Cass	Pavement, ADA Transition Plan and sidewalk improvements from Rte. D to Dean Avenue/Clint Drive in Belton. \$817,000 Statewide Transportation Alternatives funds.	Engineering:	250	519	0	0	0	0	0	0	0
Route: MO 58		R/W:	0	1	0	0	0	0	0	0	0
Job No.: 4P3081E		Construction:	0	2,690	0	0	0	0	0	0	0
Length: 5.01	MPO: Y	FFOS:	0	817	0	0	0	0	0	0	0
Fund Cat: Taking Care Of System	Fed: 2,568 State: 642 Local: 0	Payments:	0	0	0	0	0	0	0	0	0
Sec Cat: N- Ada Trans	Awd Date: Winter 18 Anticipated Fed Cat: STBG										
TIP #: 790087 Future Cost: 0 Estimate Total: 3,460											
County: Cass	Replace bridge over Black Creek, 0.4 mile east of Shipley Road and 0.9 mile west of Sliffe Road. Project involves bridges S0034 and S0014.	Engineering:	84	355	0	0	0	0	0	0	0
Route: RT A		R/W:	0	7	0	0	0	0	0	0	0
Job No.: 4S3146		Construction:	0	934	0	0	0	0	0	0	0
Length: 0.19	MPO: Y	FFOS:	0	0	0	0	0	0	0	0	0
Fund Cat: Taking Care Of System	Fed: 1,037 State: 259 Local: 0	Payments:	0	0	0	0	0	0	0	0	0
Sec Cat: Rehab And Reconst	Awd Date: Winter 18 Anticipated Fed Cat: NHPP										
TIP #: Future Cost: 0 Estimate Total: 1,380											

* Subject to the approval of the Transportation Improvement Program by the governing Metropolitan Planning Organization.



2018-2022 Highway and Bridge Construction Schedule

Transportation Planning

P.O. Box 270
Jefferson City, MO 65102

Construction contingency applied to construction cost in the year the project is awarded.

Three percent project growth factor compounded annually is applied to right-of-way and construction costs in program years 2, 3, 4, and 5.

No inflation is applied to the Funding From Other Sources (FFOS) or Payments.

Engineering includes PE costs, CE costs and R/W incidentals.

Construction contingency applied to construction cost in the year the project is awarded. Three percent project growth factor compounded annually is applied to right-of-way and construction costs in program years 2, 3, 4, and 5. No inflation is applied to the Funding From Other Sources (FFOS) or Payments. Engineering includes PE costs, CE costs and R/W incidentals.							STATE FISCAL YEAR PROJECT BUDGETING					
							Prior Prog.	7/2017- 6/2018	7/2018- 6/2019	7/2019- 6/2020	7/2020- 6/2021	7/2021- 6/2022
County: Cass Route: RT B Job No.: 4S3145 Length: 0.18 MPO: Y Fund Cat: Taking Care Of System Sec Cat: Rehab And Reconst TIP #: 790095	Bridge improvements over Lick Branch 0.9 mile west of O'Bannon Road and 1.2 miles east of Wagner Road. Project involves bridge T0647.						Engineering: 85	229	0	0	0	0
							R/W: 0	10	0	0	0	0
							Construction: 0	880	0	0	0	0
							FFOS: 0	0	0	0	0	0
							Payments: 0	0	0	0	0	0
County: Clay Route: MO 1 Job No.: 4S3205 Length: 0.09 MPO: Y Fund Cat: Taking Care Of System Sec Cat: Systems Operations TIP #: 	Intersection improvements at Parvin Rd. in Kansas City.						Engineering: 5	10	46	114	0	0
							R/W: 0	0	0	42	0	0
							Construction: 0	0	0	1,373	0	0
							FFOS: 0	0	0	0	0	0
							Payments: 0	0	0	0	0	0
County: Clay Route: CRD 128TH ST Job No.: 4I3219 Length: 0.07 MPO: Y Fund Cat: Taking Care Of System Sec Cat: Rehab And Reconst TIP #: 	Bridge improvements at 128th Street, 5.1 miles north of Rte. 291 and 3.2 miles south of Rte. 92. Project involves bridge R0476.						Engineering: 2	2	2	38	0	0
							R/W: 0	0	0	0	0	0
							Construction: 0	0	0	552	0	0
							FFOS: 0	0	0	0	0	0
							Payments: 0	0	0	0	0	0
County: Clay Route: MO 152 Job No.: 4S3083 Length: 0.11 MPO: Y Fund Cat: Flexible & Other Sec Cat: Rehab And Reconst TIP #: 590198	Bridge, interchange and ADA Transition Plan improvements over I-35 in Liberty. Project involves bridge A0495. \$217,000 Statewide Transportation Alternatives funds, \$3,000,000 STP Urban and \$2,466,000 City of Liberty.						Engineering: 684	1,450	1,200	0	0	0
							R/W: 0	0	0	0	0	0
							Construction: 0	0	11,259	0	0	0
							FFOS: 0	0	5,683	0	0	0
							Payments: 0	0	0	0	0	0
County: Clay Route: US 169 Job No.: 4P3144 Length: 4.16 MPO: Y Fund Cat: Taking Care Of System Sec Cat: Preventive Maint TIP #: 590225	Pavement improvements from Barry Road to I-29.						Engineering: 88	564	0	0	0	0
							R/W: 0	0	0	0	0	0
							Construction: 0	6,035	0	0	0	0
							FFOS: 0	0	0	0	0	0
							Payments: 0	0	0	0	0	0

* Subject to the approval of the Transportation Improvement Program by the governing Metropolitan Planning Organization.

Jun-8-2017

Section 4 - 2

District Kansas City

TMA

Dollars in Thousands



2018-2022 Highway and Bridge Construction Schedule

Transportation Planning

P.O. Box 270
Jefferson City, MO 65802

Construction contingency applied to construction cost in the year the project is awarded.

Three percent project growth factor compounded annually is applied to right-of-way and construction costs in program years 2, 3, 4, and 5.

No inflation is applied to the Funding From Other Sources (FFOS) or Payments.

Engineering includes PE costs, CE costs and R/W incidentals.

Construction contingency applied to construction cost in the year the project is awarded. Three percent project growth factor compounded annually is applied to right-of-way and construction costs in program years 2, 3, 4, and 5. No inflation is applied to the Funding From Other Sources (FFOS) or Payments. Engineering includes PE costs, CE costs and R/W incidentals.							STATE FISCAL YEAR PROJECT BUDGETING					
							Prior Prog.	7/2017- 6/2018	7/2018- 6/2019	7/2019- 6/2020	7/2020- 6/2021	7/2021- 6/2022
County: Clay Route: US 169 Job No.: 4P3215 Length: 7.99 MPO: Y Fund Cat: Taking Care Of System Sec Cat: Preventive Maint Awd Date: 2020 Anticipated Fed Cat: NHPP TIP #: Future Cost: 0 Estimate Total: 5,620	Pavement improvements from Commercial Ave. to south of Barry Road.						Engineering: 2	30	65	400	0	0
							R/W: 0	0	0	0	0	0
							Construction: 0	0	0	5,123	0	0
							FFOS: 0	0	0	0	0	0
							Payments: 0	0	0	0	0	0
County: Clay Route: IS 29 Job No.: 4I3120 Length: 2.10 MPO: Y Fund Cat: Taking Care Of System Sec Cat: Rehab And Reconst Awd Date: Fall 18 Anticipated Fed Cat: NHPP TIP #: Future Cost: 0 Estimate Total: 3,580	Pavement improvements from Vivion Road to I-29/35 interchange in Kansas City.						Engineering: 19	40	268	0	0	
							R/W: 0	0	0	0	0	0
							Construction: 0	0	3,253	0	0	0
							FFOS: 0	0	0	0	0	0
							Payments: 0	0	0	0	0	0
County: Clay Route: MO 291 Job No.: 4P3130 Length: 0.39 MPO: Y Fund Cat: Taking Care Of System Sec Cat: Rehab And Reconst Awd Date: Fall 17 Anticipated Fed Cat: NHPP TIP #: Future Cost: 0 Estimate Total: 7,591	Bridge improvements over Shoal Creek, 1.1 miles south of Ruth Ewing Road and 0.8 mile north of Rte. 210. Project involves twin bridges A2505. \$198,000 Open Container funds.						Engineering: 205	668	0	0	0	
							R/W: 0	0	0	0	0	0
							Construction: 0	6,718	0	0	0	0
							FFOS: 0	198	0	0	0	0
							Payments: 0	0	0	0	0	0
County: Clay Route: MO 291 Job No.: 4P3203 Length: 0.17 MPO: Y Fund Cat: Taking Care Of System Sec Cat: Systems Operations Awd Date: 2019 Anticipated Fed Cat: NHPP TIP #: Future Cost: 0 Estimate Total: 5,157	Intersection improvements at Kansas St. in Liberty.						Engineering: 10	177	493	0	0	
							R/W: 0	0	0	0	0	0
							Construction: 0	0	4,477	0	0	0
							FFOS: 0	0	0	0	0	0
							Payments: 0	0	0	0	0	0
County: Clay Route: MO 33 Job No.: 4S3204 Length: 0.06 MPO: Y Fund Cat: Taking Care Of System Sec Cat: Systems Operations Awd Date: Winter 18 Anticipated Fed Cat: STBG TIP #: Future Cost: 0 Estimate Total: 210	Drainage improvements at 162nd St. in Kearney.						Engineering: 2	26	0	0	0	
							R/W: 0	10	0	0	0	0
							Construction: 0	172	0	0	0	0
							FFOS: 0	0	0	0	0	0
							Payments: 0	0	0	0	0	0

* Subject to the approval of the Transportation Improvement Program by the governing Metropolitan Planning Organization.

Jun-8-2017

Section 4 - 3

District Kansas City

TMA

Dollars in Thousands



2018-2022 Highway and Bridge Construction Schedule

Transportation Planning

P.O. Box 270
Jefferson City, MO 65802

Construction contingency applied to construction cost in the year the project is awarded.

Three percent project growth factor compounded annually is applied to right-of-way and construction costs in program years 2, 3, 4, and 5.

No inflation is applied to the Funding From Other Sources (FFOS) or Payments.

Engineering includes PE costs, CE costs and R/W incidentals.

Construction contingency applied to construction cost in the year the project is awarded. Three percent project growth factor compounded annually is applied to right-of-way and construction costs in program years 2, 3, 4, and 5. No inflation is applied to the Funding From Other Sources (FFOS) or Payments. Engineering includes PE costs, CE costs and R/W incidentals.							STATE FISCAL YEAR PROJECT BUDGETING					
							Prior Prog.	7/2017- 6/2018	7/2018- 6/2019	7/2019- 6/2020	7/2020- 6/2021	7/2021- 6/2022
County: Clay Route: IS 35 Job No.: 4I3169 Length: 1.74 MPO: Y Fund Cat: Taking Care Of System Sec Cat: Routine Maintenance Awd Date: Spring 18 Anticipated Fed Cat: NHPP TIP #: Future Cost: 0 Estimate Total: 300	Fence repair/relocation between Route 152 and Route 291 in Liberty, and along Palmer Ave. in Claycomo.						Engineering: 3 R/W: 0 Construction: 0 FFOS: 0 Payments: 0	38 0 259 0 0 0 0	0 0 0 0 0 0 0	0 0 0 0 0 0 0	0 0 0 0 0 0 0	0 0 0 0 0 0 0
County: Clay Route: US 69 Job No.: 4P3140 Length: 9.25 MPO: Y Fund Cat: Taking Care Of System Sec Cat: Rehab And Reconst Awd Date: Winter 18 Anticipated Fed Cat: NHPP TIP #: Future Cost: 0 Estimate Total: 7,658	Pavement improvements from McCleary Road to Rte. I-35. \$734,000 Open Container funds.						Engineering: 125 R/W: 0 Construction: 0 FFOS: 0 Payments: 0	597 15 6,921 734 0	0 0 0 0 0	0 0 0 0 0	0 0 0 0 0	0 0 0 0 0
County: Clay Route: MO 92 Job No.: 4P3213 Length: 18.80 MPO: Y Fund Cat: Safety Sec Cat: Safety Awd Date: 2020 Anticipated Fed Cat: Safety TIP #: Future Cost: 0 Estimate Total: 5,822	Safety improvements as identified in the Road Safety Audit from Commercial Avenue to Rte. 69. \$3,000,000 Open Container funds.						Engineering: 10 R/W: 0 Construction: 0 FFOS: 0 Payments: 0	50 0 0 0 0	200 0 0 0 0	521 21 5,020 3,000 0	0 0 0 0 0	0 0 0 0 0
County: Clay Route: RT C Job No.: 4P3051B Length: 6.67 MPO: Y Fund Cat: Safety Sec Cat: Safety Awd Date: Fall 17 Anticipated Fed Cat: Safety TIP #: 590211 Future Cost: 0 Estimate Total: 1,984	Pavement improvements, shoulder additions and edge line rumbles from Rte. 92 to Rte. CC. \$1,489,000 Open Container funds. Project to be let in combination with IS3088.						Engineering: 82 R/W: 20 Construction: 0 FFOS: 0 Payments: 0	228 0 1,654 1,489 0	0 0 0 0 0	0 0 0 0 0	0 0 0 0 0	0 0 0 0 0
County: Clay Route: RT DD Job No.: 4S3220 Length: 0.03 MPO: Y Fund Cat: Taking Care Of System Sec Cat: Rehab And Reconst Awd Date: Spring 18 Anticipated Fed Cat: NHPP TIP #: Future Cost: 0 Estimate Total: 2,335	Bridge improvements at Wilkerson Creek, 0.1 mile from Lakeland Drive and 0.9 mile from Litton Road. Project involves bridge R0269.						Engineering: 2 R/W: 0 Construction: 0 FFOS: 0 Payments: 0	477 0 1,856 0 0	0 0 0 0 0	0 0 0 0 0	0 0 0 0 0	0 0 0 0 0

* Subject to the approval of the Transportation Improvement Program by the governing Metropolitan Planning Organization.

Jun-8-2017

Section 4 - 4

District Kansas City

TMA

Dollars in Thousands



2018-2022 Highway and Bridge Construction Schedule

Transportation Planning

P.O. Box 270
Jefferson City, MO 65802

Construction contingency applied to construction cost in the year the project is awarded.

Three percent project growth factor compounded annually is applied to right-of-way and construction costs in program years 2, 3, 4, and 5.

No inflation is applied to the Funding From Other Sources (FFOS) or Payments.

Engineering includes PE costs, CE costs and R/W incidentals.

Construction contingency applied to construction cost in the year the project is awarded. Three percent project growth factor compounded annually is applied to right-of-way and construction costs in program years 2, 3, 4, and 5. No inflation is applied to the Funding From Other Sources (FFOS) or Payments. Engineering includes PE costs, CE costs and R/W incidentals.							STATE FISCAL YEAR PROJECT BUDGETING						
							Prior Prog.	7/2017- 6/2018	7/2018- 6/2019	7/2019- 6/2020	7/2020- 6/2021	7/2021- 6/2022	
County: Jackson	Bridge improvements at 140th Street, 1.3 miles south of Main Street and 0.9 mile north of 147th Street, in the city of Grandview. Project involves bridge A0119.						Engineering:	2	7	2	107	0	0
Route: CST 140TH ST							R/W:	0	10	0	0	0	0
Job No.: 4I3217							Construction:	0	0	0	1,623	0	0
Length: 0.06	MPO: Y						FFOS:	0	0	0	0	0	0
Fund Cat: Taking Care Of System						Fed: 1,400	State: 349	Local: 0					
Sec Cat: Rehab And Reconst	Awd Date: 2020	Anticipated Fed Cat: NHPP					Payments:	0	0	0	0	0	0
TIP #:	Future Cost: 0					Estimate Total: 1,751							
County: Jackson	Intersection improvements at Arborlake Dr./Stoney Creek Dr. in Lee's Summit.						Engineering:	65	36	0	0	0	0
Route: MO 150							R/W:	0	0	0	0	0	0
Job No.: 4S3201							Construction:	0	290	0	0	0	0
Length: 0.10	MPO: Y						FFOS:	0	0	0	0	0	0
Fund Cat: Taking Care Of System						AC-State: 261	State: 65	Local: 0					
Sec Cat: Systems Operations	Awd Date: Fall 17	Anticipated Fed Cat: NHPP					Payments:	0	0	0	0	0	0
TIP #: 690481	Future Cost: 0					Estimate Total: 391							
County: Jackson	Bridge improvements over the Missouri River, 3.1 miles south of Rte. 9 and 0.1 mile north of I-70. Project involves bridge A4649.						Engineering:	827	1,020	7,060	0	0	0
Route: US 169							R/W:	0	50	0	0	0	0
Job No.: 4S3085							Construction:	0	0	51,479	0	0	0
Length: 0.57	MPO: Y						FFOS:	0	0	0	0	0	0
Fund Cat: Taking Care Of System						Fed: 47,687	State: 11,922	Local: 0					
Sec Cat: Rehab And Reconst	Awd Date: Fall 18	Anticipated Fed Cat: NHPP					Payments:	0	0	0	0	0	0
TIP #: 690433	Future Cost: 0					Estimate Total: 60,436							
County: Jackson	Bridge and roadway improvements at the Union Pacific Railroad, Drainage Ditch and Fire Prairie Creek, 0.3 mile east of Winfrey Road, 0.1 mile west of Osage Street near Buckner. Project involves bridges J0806, J0807, J0810 and J0844.						Engineering:	36	10	20	237	577	0
Route: US 24							R/W:	0	0	0	0	0	0
Job No.: 4P3015							Construction:	0	0	0	0	6,009	0
Length: 1.01	MPO: Y						FFOS:	0	0	0	0	0	0
Fund Cat: Taking Care Of System						Fed: 5,483	State: 1,370	Local: 0					
Sec Cat: Rehab And Reconst	Awd Date: 2021	Anticipated Fed Cat: NHPP					Payments:	0	0	0	0	0	0
TIP #: 690418	Future Cost: 0					Estimate Total: 6,889							
County: Jackson	Erosion control repairs along Rte. 24 at bridge over Rock Creek.						Engineering:	0	45	0	0	0	0
Route: US 24							R/W:	0	10	0	0	0	0
Job No.: 4S3243							Construction:	0	510	0	0	0	0
Length: 0.05	MPO: Y						FFOS:	0	0	0	0	0	0
Fund Cat: Taking Care Of System						AC-State: 452	State: 113	Local: 0					
Sec Cat: Routine Maintenance	Awd Date: Spring 18	Anticipated Fed Cat: STBG					Payments:	0	0	0	0	0	0
TIP #:	Future Cost: 0					Estimate Total: 565							

* Subject to the approval of the Transportation Improvement Program by the governing Metropolitan Planning Organization.

Jun-8-2017

Section 4 - 5

District Kansas City

TMA

Dollars in Thousands



2018-2022 Highway and Bridge Construction Schedule

Transportation Planning

P.O. Box 270
Jefferson City, MO 65802

Construction contingency applied to construction cost in the year the project is awarded.

Three percent project growth factor compounded annually is applied to right-of-way and construction costs in program years 2, 3, 4, and 5.

No inflation is applied to the Funding From Other Sources (FFOS) or Payments.

Engineering includes PE costs, CE costs and R/W incidentals.

Construction contingency applied to construction cost in the year the project is awarded. Three percent project growth factor compounded annually is applied to right-of-way and construction costs in program years 2, 3, 4, and 5. No inflation is applied to the Funding From Other Sources (FFOS) or Payments. Engineering includes PE costs, CE costs and R/W incidentals.							STATE FISCAL YEAR PROJECT BUDGETING					
							Prior Prog.	7/2017- 6/2018	7/2018- 6/2019	7/2019- 6/2020	7/2020- 6/2021	7/2021- 6/2022
County: Jackson Route: IS 29 Job No.: 4I3127 Length: 0.57 MPO: Y Fund Cat: Taking Care Of System Sec Cat: Preventive Maint Awd Date: 2020 Anticipated Fed Cat: NHPP TIP #: 690459 Future Cost: 0 Estimate Total: 1,734	Pavement improvements south of Guinotte Avenue to the Downtown Loop.						Engineering: 10	10	5	108	0	0
							R/W: 0	10	0	0	0	0
							Construction: 0	0	0	1,591	0	0
							FFOS: 0	0	0	0	0	0
							Payments: 0	0	0	0	0	0
County: Jackson Route: IS 435 Job No.: 4I2337 Length: 3.61 MPO: Y Fund Cat: Flexible & Other Sec Cat: System Expansion Awd Date: Fall 17 Anticipated Fed Cat: NHPP TIP #: 690394 Future Cost: 0 Estimate Total: 77,359	Bridge, pavement and corridor improvements from the Kansas State line to I-49. Project involves twin bridges A1240, A1662, A1427, and A0610. Design/Build project.						Engineering: 1,126	4,925	150	50	0	0
							R/W: 0	100	0	0	0	0
							Construction: 0	15,000	24,711	31,297	0	0
							FFOS: 0	0	0	0	0	0
							Payments: 0	0	0	0	0	0
County: Jackson Route: IS 435 Job No.: 4I3115 Length: 8.10 MPO: Y Fund Cat: Statewide Interstate And Major Bridge Sec Cat: Preventive Maint Awd Date: Fall 17 Anticipated Fed Cat: NHPP TIP #: 690453 Future Cost: 0 Estimate Total: 11,129	Pavement improvements from the bridge over Raytown Road to Rte. W, Bannister Road. \$1,605,000 Open Container funds.						Engineering: 195	754	0	0	0	0
							R/W: 0	0	0	0	0	0
							Construction: 0	10,180	0	0	0	0
							FFOS: 0	1,605	0	0	0	0
							Payments: 0	0	0	0	0	0
County: Jackson Route: IS 435 Job No.: 4I3126 Length: 2.32 MPO: Y Fund Cat: Taking Care Of System Sec Cat: Preventive Maint Awd Date: 2020 Anticipated Fed Cat: NHPP TIP #: 690461 Future Cost: 0 Estimate Total: 6,136	Pavement improvements from Rte. 78 to Raytown Road in Kansas City.						Engineering: 10	5	205	505	0	0
							R/W: 0	0	0	0	0	0
							Construction: 0	0	0	5,411	0	0
							FFOS: 0	0	0	0	0	0
							Payments: 0	0	0	0	0	0
County: Jackson Route: IS 470 Job No.: 4I3119 Length: 13.69 MPO: Y Fund Cat: Taking Care Of System Sec Cat: Rehab And Reconst Awd Date: 2019 Anticipated Fed Cat: NHPP TIP #: 690462 Future Cost: 0 Estimate Total: 11,351	Pavement improvements from Raytown Road in Kansas City to 39th Street in Independence. \$1,739,000 Open Container funds.						Engineering: 14	485	994	0	0	0
							R/W: 0	0	0	0	0	0
							Construction: 0	0	9,858	0	0	0
							FFOS: 0	0	1,739	0	0	0
							Payments: 0	0	0	0	0	0

* Subject to the approval of the Transportation Improvement Program by the governing Metropolitan Planning Organization.

Jun-8-2017

Section 4 - 6

District Kansas City

TMA

Dollars in Thousands



2018-2022 Highway and Bridge Construction Schedule

Transportation Planning

P.O. Box 270
Jefferson City, MO 65802

Construction contingency applied to construction cost in the year the project is awarded.

Three percent project growth factor compounded annually is applied to right-of-way and construction costs in program years 2, 3, 4, and 5.

No inflation is applied to the Funding From Other Sources (FFOS) or Payments.

Engineering includes PE costs, CE costs and R/W incidentals.

Construction contingency applied to construction cost in the year the project is awarded. Three percent project growth factor compounded annually is applied to right-of-way and construction costs in program years 2, 3, 4, and 5. No inflation is applied to the Funding From Other Sources (FFOS) or Payments. Engineering includes PE costs, CE costs and R/W incidentals.										STATE FISCAL YEAR PROJECT BUDGETING						
										Prior Prog.	7/2017- 6/2018	7/2018- 6/2019	7/2019- 6/2020	7/2020- 6/2021	7/2021- 6/2022	
County: Jackson	Install KC Scout DMS Boards on I-470 NB north of Woods Chapel Road and on I-49 NB north of Red Bridge.									Engineering:	10	36	0	0	0	0
Route: IS 470										R/W:	0	0	0	0	0	0
Job No.: 4Q3190										Construction:	0	426	0	0	0	0
Length: 0.76	MPO: Y								FFOS:	0	0	0	0	0	0	
Fund Cat: Flexible & Other								Fed: 370	State: 92	Local: 0	Payments:	0	0	0	0	0
Sec Cat: Systems Operations	Awd Date: Fall 17	Anticipated Fed Cat: NHPP														
TIP #:	Future Cost: 0							Estimate Total: 472								
County: Jackson	Pavement improvements from Blue Ridge Boulevard to 163rd Street. \$1,196,375 from									Engineering:	40	406	0	0	0	0
Route: IS 49	SAFETEA-LU Demo ID MO111. \$162,521 from SAFETEA-LU Demo ID # MO088.									R/W:	0	0	0	0	0	0
Job No.: 4I3114										Construction:	0	3,735	0	0	0	0
Length: 5.78	MPO: Y								FFOS:	0	0	0	0	0	0	
Fund Cat: Statewide Interstate And Major Bridge								Fed: 3,726	State: 415	Local: 0	Payments:	0	0	0	0	0
Sec Cat: Preventive Maint	Awd Date: Fall 17	Anticipated Fed Cat: NHPP														
TIP #:	690455	Future Cost: 0							Estimate Total: 4,181							
County: Jackson	Pavement improvements from Rte. RA to the Johnson County line.									Engineering:	100	497	0	0	0	0
Route: US 50										R/W:	0	0	0	0	0	0
Job No.: 4P3156										Construction:	0	6,151	0	0	0	0
Length: 12.57	MPO: Y								FFOS:	0	0	0	0	0	0	
Fund Cat: Taking Care Of System								Fed: 5,319	State: 1,329	Local: 0	Payments:	0	0	0	0	0
Sec Cat: Preventive Maint	Awd Date: Winter 18	Anticipated Fed Cat: NHPP														
TIP #:	Future Cost: 0							Estimate Total: 6,748								
County: Jackson	Intersection improvements at Buckner-Tarsney Rd.									Engineering:	10	83	0	0	0	0
Route: US 50										R/W:	0	0	0	0	0	0
Job No.: 4P3206										Construction:	0	487	0	0	0	0
Length: 0.49	MPO: Y								FFOS:	0	0	0	0	0	0	
Fund Cat: Safety								Fed: 513	State: 57	Local: 0	Payments:	0	0	0	0	0
Sec Cat: Safety	Awd Date: Winter 18	Anticipated Fed Cat: Safety														
TIP #:	Future Cost: 0							Estimate Total: 580								
County: Jackson	Intersection improvements at 8th Street/South Ave. in Blue Springs.									Engineering:	11	10	22	26	0	0
Route: MO 7										R/W:	0	0	10	0	0	0
Job No.: 4S3167										Construction:	0	0	0	308	0	0
Length: 0.23	MPO: Y								FFOS:	0	0	0	0	0	0	
Fund Cat: Taking Care Of System								AC-State: 301	State: 75	Local: 0	Payments:	0	0	0	0	0
Sec Cat: Systems Operations	Awd Date: 2020	Anticipated Fed Cat: NHPP														
TIP #:	690490	Future Cost: 0							Estimate Total: 387							

* Subject to the approval of the Transportation Improvement Program by the governing Metropolitan Planning Organization.

Jun-8-2017

Section 4 - 7

District Kansas City

TMA

Dollars in Thousands



2018-2022 Highway and Bridge Construction Schedule

Transportation Planning

P.O. Box 270
Jefferson City, MO 65802

Construction contingency applied to construction cost in the year the project is awarded.

Three percent project growth factor compounded annually is applied to right-of-way and construction costs in program years 2, 3, 4, and 5.

No inflation is applied to the Funding From Other Sources (FFOS) or Payments.

Engineering includes PE costs, CE costs and R/W incidentals.

Construction contingency applied to construction cost in the year the project is awarded. Three percent project growth factor compounded annually is applied to right-of-way and construction costs in program years 2, 3, 4, and 5. No inflation is applied to the Funding From Other Sources (FFOS) or Payments. Engineering includes PE costs, CE costs and R/W incidentals.							STATE FISCAL YEAR PROJECT BUDGETING					
							Prior Prog.	7/2017- 6/2018	7/2018- 6/2019	7/2019- 6/2020	7/2020- 6/2021	7/2021- 6/2022
County: Jackson Route: MO 7 Job No.: 4S3210 Length: 2.69 MPO: Y Fund Cat: Taking Care Of System Sec Cat: Preventive Maint Awd Date: 2020 Anticipated Fed Cat: NHPP TIP #: 690489 Future Cost: 0 Estimate Total: 1,588	Pavement and signal improvements from Victor Dr. to Wyatt Rd. in Blue Springs.						Engineering: 2	10	50	163	0	0
							R/W: 0	0	0	0	0	0
							Construction: 0	0	0	1,363	0	0
							FFOS: 0	0	0	0	0	0
							Payments: 0	0	0	0	0	0
County: Jackson Route: IS 70 Job No.: 4I1597C Length: 6.17 MPO: Y Fund Cat: Flexible & Other Sec Cat: Rehab And Reconst Awd Date: Summer 18 Anticipated Fed Cat: NHFP TIP #: Future Cost: 0 Estimate Total: 50,981	Interchange improvements at I-435 within the limits of Kansas City. Project involves bridges A0990, A0991, A0992 and A0993.						Engineering: 5,167	510	2,834	0	0	0
							R/W: 0	10	0	0	0	0
							Construction: 0	0	42,460	0	0	0
							FFOS: 0	0	0	0	0	0
							Payments: 0	0	0	0	0	0
County: Jackson Route: IS 70 Job No.: 4I3113 Length: 5.06 MPO: Y Fund Cat: Statewide Interstate And Major Bridge Sec Cat: Preventive Maint Awd Date: Fall 17 Anticipated Fed Cat: NHPP TIP #: 690458 Future Cost: 0 Estimate Total: 5,815	Pavement improvements from west of Sterling to the Rte. 291 northbound exit.						Engineering: 61	458	0	0	0	0
							R/W: 0	0	0	0	0	0
							Construction: 0	5,296	0	0	0	0
							FFOS: 0	0	0	0	0	0
							Payments: 0	0	0	0	0	0
County: Jackson Route: IS 70 Job No.: 4I3124 Length: 5.92 MPO: Y Fund Cat: Taking Care Of System Sec Cat: Preventive Maint Awd Date: 2019 Anticipated Fed Cat: NHPP TIP #: 690463 Future Cost: 0 Estimate Total: 4,596	Pavement improvements from Manchester Trafficway to Sterling Road in Kansas City. \$819,000 Open Container funds.						Engineering: 10	119	455	0	0	0
							R/W: 0	0	0	0	0	0
							Construction: 0	0	4,012	0	0	0
							FFOS: 0	0	819	0	0	0
							Payments: 0	0	0	0	0	0
County: Jackson Route: IS 70 Job No.: 4I3125 Length: 7.68 MPO: Y Fund Cat: Taking Care Of System Sec Cat: Preventive Maint Awd Date: 2020 Anticipated Fed Cat: NHPP TIP #: 690464 Future Cost: 0 Estimate Total: 8,513	Pavement improvements from the Kansas State line to Manchester Trafficway.						Engineering: 10	20	20	547	0	0
							R/W: 0	0	0	0	0	0
							Construction: 0	0	0	7,916	0	0
							FFOS: 0	0	0	0	0	0
							Payments: 0	0	0	0	0	0

* Subject to the approval of the Transportation Improvement Program by the governing Metropolitan Planning Organization.

Jun-8-2017

Section 4 - 8

District Kansas City

TMA

Dollars in Thousands



2018-2022 Highway and Bridge Construction Schedule

Transportation Planning

P.O. Box 270
Jefferson City, MO 65802

Construction contingency applied to construction cost in the year the project is awarded.

Three percent project growth factor compounded annually is applied to right-of-way and construction costs in program years 2, 3, 4, and 5.

No inflation is applied to the Funding From Other Sources (FFOS) or Payments.

Engineering includes PE costs, CE costs and R/W incidentals.

Construction contingency applied to construction cost in the year the project is awarded. Three percent project growth factor compounded annually is applied to right-of-way and construction costs in program years 2, 3, 4, and 5. No inflation is applied to the Funding From Other Sources (FFOS) or Payments. Engineering includes PE costs, CE costs and R/W incidentals.							STATE FISCAL YEAR PROJECT BUDGETING					
							Prior Prog.	7/2017- 6/2018	7/2018- 6/2019	7/2019- 6/2020	7/2020- 6/2021	7/2021- 6/2022
County: Jackson Route: US 71 Job No.: 4P2332C Length: 3.76 MPO: Y Fund Cat: Taking Care Of System Sec Cat: Thin Lift Overlay Awd Date: Fall 17 Anticipated Fed Cat: NHPP TIP #: Future Cost: 0 Estimate Total: 369	Pavement improvements from I-670 to Swope Parkway in Kansas City.						Engineering: 31	35	0	0	0	0
							R/W: 0	0	0	0	0	0
							Construction: 0	303	0	0	0	0
							FFOS: 0	0	0	0	0	0
							Payments: 0	0	0	0	0	0
County: Jackson Route: US 71 Job No.: 4S3153 Length: 7.27 MPO: Y Fund Cat: Flexible & Other Sec Cat: Preventive Maint Awd Date: Fall 17 Anticipated Fed Cat: NHPP TIP #: Future Cost: 0 Estimate Total: 6,571	Pavement and ADA Transition Plan improvements from I-435 to Swope Parkway in Kansas City. \$312,000 Statewide Transportation Alternatives funds.						Engineering: 48	461	0	0	0	
							R/W: 0	0	0	0	0	0
							Construction: 0	6,062	0	0	0	0
							FFOS: 0	312	0	0	0	0
							Payments: 0	0	0	0	0	0
County: Jackson Route: CST BLUE RIDGE BLVD Job No.: 4S3218 Length: 0.07 MPO: Y Fund Cat: Taking Care Of System Sec Cat: Rehab And Reconst Awd Date: 2020 Anticipated Fed Cat: NHPP TIP #: Future Cost: 0 Estimate Total: 3,378	Bridge improvements over Rte. 78, 1.1 miles east of I-435 and 0.3 mile west of Arlington Avenue. Project involves bridge L0102.						Engineering: 2	7	2	386	0	0
							R/W: 0	10	0	0	0	0
							Construction: 0	0	0	2,971	0	0
							FFOS: 0	0	0	0	0	0
							Payments: 0	0	0	0	0	0
County: Jackson Route: CST COLLEGE AVE Job No.: 4I3170B Length: 0.04 MPO: Y Fund Cat: Taking Care Of System Sec Cat: Systems Operations Awd Date: Spring 18 Anticipated Fed Cat: NHPP TIP #: Future Cost: 0 Estimate Total: 362	Bridge demolition at I-70 over Truman Road in Kansas City. Project involves bridge A0295.						Engineering: 0	23	0	0	0	0
							R/W: 0	0	0	0	0	0
							Construction: 0	339	0	0	0	0
							FFOS: 0	0	0	0	0	0
							Payments: 0	0	0	0	0	0
County: Jackson Route: CST DOUGLAS RD Job No.: 4S3132 Length: 0.18 MPO: Y Fund Cat: Taking Care Of System Sec Cat: Rehab And Reconst Awd Date: Fall 17 Anticipated Fed Cat: STBG TIP #: Future Cost: 0 Estimate Total: 2,785	Bridge improvements on Douglas Road over I-470 in Lee's Summit, 0.1 mile north of NE Missouri Road and 0.1 mile south of Colbern Road. Project involves bridge A2117.						Engineering: 81	188	0	0	0	0
							R/W: 0	0	0	0	0	0
							Construction: 0	2,516	0	0	0	0
							FFOS: 0	0	0	0	0	0
							Payments: 0	0	0	0	0	0

* Subject to the approval of the Transportation Improvement Program by the governing Metropolitan Planning Organization.

Jun-8-2017

Section 4 - 9

District Kansas City

TMA

Dollars in Thousands



2018-2022 Highway and Bridge Construction Schedule

Construction contingency applied to construction cost in the year the project is awarded.

Three percent project growth factor compounded annually is applied to right-of-way and construction costs in program years 2, 3, 4, and 5.

No inflation is applied to the Funding From Other Sources (FFOS) or Payments.

Engineering includes PE costs, CE costs and R/W incidentals.

						STATE FISCAL YEAR PROJECT BUDGETING					
						Prior Prog.	7/2017- 6/2018	7/2018- 6/2019	7/2019- 6/2020	7/2020- 6/2021	7/2021- 6/2022
County:	Jackson	Bridge improvements at 8th, 9th, 10th and Chestnut over I-70, 0.2 mile south of Locust, 0.6 mile north of Paseo. East bridge is 0.3 mile west of Truman. Project involves bridges L0937, L0938, L0939, and A0292.				Engineering:	75	554	0	0	0
Route:	CST EIGHTH ST					R/W:	0	0	0	0	0
Job No.:	4I3198					Construction:	0	4,437	0	0	0
Length:	0.21	MPO:	Y			FFOS:	0	0	0	0	0
Fund Cat:	Taking Care Of System	AC-State:	4,492	State:	499	Local:	0				
Sec Cat:	Rehab And Reconst	Awd Date:	Winter 18	Anticipated Fed Cat:	NHPP	Payments:	0	0	0	0	0
TIP #:		Future Cost:	0	Estimate Total:	5,066						
County:	Jackson	Bridge replacement with ADA Transition Plan improvements over I-70 at Rte. F and Rte. H in Oak Grove, 3.1 miles west of Rte. Z and 3.8 miles east of Rte. BB. Project involves bridge L0986. \$142,000 Statewide Transportation Alternatives funds.				Engineering:	328	254	0	0	0
Route:	RT F					R/W:	0	10	0	0	0
Job No.:	4S3151					Construction:	0	2,644	0	0	0
Length:	0.18	MPO:	Y			FFOS:	0	142	0	0	0
Fund Cat:	Taking Care Of System	Fed:	2,327	State:	581	Local:	0				
Sec Cat:	N- Ada Trans	Awd Date:	Winter 18	Anticipated Fed Cat:	NHPP	Payments:	0	0	0	0	0
TIP #:		Future Cost:	0	Estimate Total:	3,236						
County:	Jackson	Bridge improvements at Hillcrest Dr., 0.3 mile north of I-435 and I-470 interchange and 0.9 mile south of Blue Ridge Boulevard. Project involves bridge A2199.				Engineering:	2	2	102	170	0
Route:	CST HILLCREST DR					R/W:	0	0	0	0	0
Job No.:	4I3221					Construction:	0	0	0	1,706	0
Length:	0.06	MPO:	Y			FFOS:	0	0	0	0	0
Fund Cat:	Taking Care Of System	Fed:	1,585	State:	395	Local:	0				
Sec Cat:	Rehab And Reconst	Awd Date:	2020	Anticipated Fed Cat:	NHPP	Payments:	0	0	0	0	0
TIP #:	690484	Future Cost:	0	Estimate Total:	1,982						
County:	Jackson	Replace bridges at Pittman Road, Crysler Street, and Phelps Road over I-70, 1.3 miles east of I-435 and .96 west of Lees Summit Road. Project involves bridges L0971, L0974, and L0977.				Engineering:	600	1,112	0	0	0
Route:	CST PITTMAN RD					R/W:	0	10	0	0	0
Job No.:	4I3199					Construction:	0	7,132	0	0	0
Length:	0.16	MPO:	Y			FFOS:	0	0	0	0	0
Fund Cat:	Taking Care Of System	Fed:	6,604	State:	1,650	Local:	0				
Sec Cat:	Rehab And Reconst	Awd Date:	Winter 18	Anticipated Fed Cat:	NHPP	Payments:	0	0	0	0	0
TIP #:		Future Cost:	0	Estimate Total:	8,854						
County:	Jackson	ADA Transition Plan and sidewalk improvements at various locations in Jackson County in the Urban Kansas City District. \$1,000,000 from Statewide Transportation Alternatives funds.				Engineering:	0	10	10	84	0
Route:	Various					R/W:	0	0	0	11	0
Job No.:	4P3268					Construction:	0	0	0	1,061	0
Length:	0.00	MPO:	Y			FFOS:	0	0	0	1,000	0
Fund Cat:	Taking Care Of System	Fed:	941	State:	235	Local:	0				
Sec Cat:	N- Ada Trans	Awd Date:	2020	Anticipated Fed Cat:	STBG	Payments:	0	0	0	0	0
TIP #:		Future Cost:	0	Estimate Total:	1,176						

* Subject to the approval of the Transportation Improvement Program by the governing Metropolitan Planning Organization.



2018-2022 Highway and Bridge Construction Schedule

Transportation Planning

P.O. Box 270
Jefferson City, MO 65102

Construction contingency applied to construction cost in the year the project is awarded.

Three percent project growth factor compounded annually is applied to right-of-way and construction costs in program years 2, 3, 4, and 5.

No inflation is applied to the Funding From Other Sources (FFOS) or Payments.

Engineering includes PE costs, CE costs and R/W incidentals.

Construction contingency applied to construction cost in the year the project is awarded. Three percent project growth factor compounded annually is applied to right-of-way and construction costs in program years 2, 3, 4, and 5. No inflation is applied to the Funding From Other Sources (FFOS) or Payments. Engineering includes PE costs, CE costs and R/W incidentals.							STATE FISCAL YEAR PROJECT BUDGETING					
							Prior Prog.	7/2017- 6/2018	7/2018- 6/2019	7/2019- 6/2020	7/2020- 6/2021	7/2021- 6/2022
County: Platte Route: MO 273 Job No.: 4I3197 Length: 0.23 MPO: Y Fund Cat: Taking Care Of System Sec Cat: Rehab And Reconst Awd Date: 2020 Anticipated Fed Cat: NHPP TIP #: Future Cost: 0 Estimate Total: 4,990	Bridge improvements over I-29, in the city of Tracy. Project involves bridge A0108.						Engineering: 62 R/W: 0 Construction: 0 FFOS: 0 Payments: 0	100 0 0 0 0	350 0 0 0 0	456 21 4,001 0 0	0 0 0 0 0	0 0 0 0 0
County: Platte Route: IS 435 Job No.: 4I3122 Length: 6.09 MPO: Y Fund Cat: Taking Care Of System Sec Cat: Preventive Maint Awd Date: Fall 18 Anticipated Fed Cat: NHPP TIP #: Future Cost: 0 Estimate Total: 5,769	Pavement improvements from I-29 to Cookingham Drive in Kansas City.						Engineering: 25 R/W: 0 Construction: 0 FFOS: 0 Payments: 0	49 0 0 0 0	407 0 5,288 0 0	0 0 0 0 0	0 0 0 0 0	0 0 0 0 0
County: Platte Route: IS 435 Job No.: 4I3242 Length: 0.08 MPO: Y Fund Cat: Taking Care Of System Sec Cat: Systems Operations Awd Date: Winter 18 Anticipated Fed Cat: NHPP TIP #: Future Cost: 0 Estimate Total: 555	Repair slide along I-435 south of bridge A3341 over Prairie Creek.						Engineering: 0 R/W: 0 Construction: 0 FFOS: 0 Payments: 0	45 0 510 0 0	0 0 0 0 0	0 0 0 0 0	0 0 0 0 0	0 0 0 0 0
County: Platte Route: MO 9 Job No.: 4S3202 Length: 0.35 MPO: Y Fund Cat: Taking Care Of System Sec Cat: Systems Operations Awd Date: Fall 18 Anticipated Fed Cat: STBG TIP #: Future Cost: 0 Estimate Total: 798	Signal improvements at Mattox Rd. and Rte. 9 in Riverside.						Engineering: 15 R/W: 0 Construction: 0 FFOS: 0 Payments: 0	55 0 0 0 0	50 0 678 0 0	0 0 0 0 0	0 0 0 0 0	0 0 0 0 0
County: Platte Route: RT Z Job No.: 4S2219 Length: 0.10 MPO: Y Fund Cat: Taking Care Of System Sec Cat: Rehab And Reconst Awd Date: Winter 18 Anticipated Fed Cat: NHPP TIP #: Future Cost: 0 Estimate Total: 1,221	Bridge replacement at Bee Creek, 0.1 mile east of Hackett Road and 0.3 mile north of Third Street. Project involves bridge H0917.						Engineering: 86 R/W: 0 Construction: 0 FFOS: 0 Payments: 0	162 0 973 0 0	0 0 0 0 0	0 0 0 0 0	0 0 0 0 0	0 0 0 0 0

* Subject to the approval of the Transportation Improvement Program by the governing Metropolitan Planning Organization.



2018-2022 Highway and Bridge Construction Schedule

Transportation Planning

P.O. Box 270
Jefferson City, MO 65802

Construction contingency applied to construction cost in the year the project is awarded.

Three percent project growth factor compounded annually is applied to right-of-way and construction costs in program years 2, 3, 4, and 5.

No inflation is applied to the Funding From Other Sources (FFOS) or Payments.

Engineering includes PE costs, CE costs and R/W incidentals.

						STATE FISCAL YEAR PROJECT BUDGETING					
						Prior Prog.	7/2017- 6/2018	7/2018- 6/2019	7/2019- 6/2020	7/2020- 6/2021	7/2021- 6/2022
County: Various	Job Order Contracting for asphalt pavement repair at various interstate locations in the	Engineering:	0	75	0	0	0	0	0	0	0
Route: Various	urban Kansas City District.	R/W:	0	0	0	0	0	0	0	0	0
Job No.: 0I3004F		Construction:	0	1,000	0	0	0	0	0	0	0
Length: 0.00	MPO: Y	FFOS:	0	0	0	0	0	0	0	0	0
Fund Cat: Statewide Interstate And Major Bridge	AC-State: 967 State: 108 Local: 0	Payments:	0	0	0	0	0	0	0	0	0
Sec Cat: Preventive Maint	Awd Date: Spring 18 Anticipated Fed Cat: NHPP										
TIP #: Future Cost: 0 Estimate Total: 1,075											
County: Various	Job Order Contracting for concrete pavement repair at various interstate locations in the	Engineering:	0	75	0	0	0	0	0	0	0
Route: Various	urban Kansas City District.	R/W:	0	0	0	0	0	0	0	0	0
Job No.: 0I3004G		Construction:	0	1,000	0	0	0	0	0	0	0
Length: 0.00	MPO: Y	FFOS:	0	0	0	0	0	0	0	0	0
Fund Cat: Statewide Interstate And Major Bridge	AC-State: 967 State: 108 Local: 0	Payments:	0	0	0	0	0	0	0	0	0
Sec Cat: Preventive Maint	Awd Date: Spring 18 Anticipated Fed Cat: NHPP										
TIP #: Future Cost: 0 Estimate Total: 1,075											
County: Various	Safety projects at various locations in urban Kansas City District. \$373,000 Open	Engineering:	0	0	0	0	0	0	0	0	0
Route: Various	Container funds.	R/W:	0	0	0	0	0	0	0	0	0
Job No.: 0P3020E		Construction:	0	0	0	396	0	0	0	0	0
Length: 0.00	MPO: Y	FFOS:	0	0	0	373	0	0	0	0	0
Fund Cat: Safety	Fed: 356 State: 40 Local: 0	Payments:	0	0	0	0	0	0	0	0	0
Sec Cat: Safety	Awd Date: 2020 Anticipated Fed Cat: Safety										
TIP #: Future Cost: 0 Estimate Total: 396											
County: Various	Safety projects at various locations in the urban Kansas City District. \$2,948,000 Open	Engineering:	0	0	0	0	206	0	0	0	0
Route: Various	Container funds.	R/W:	0	0	0	0	0	0	0	0	0
Job No.: 0P3021E		Construction:	0	0	0	0	3,221	0	0	0	0
Length: 0.00	MPO: Y	FFOS:	0	0	0	0	2,948	0	0	0	0
Fund Cat: Safety	Fed: 3,084 State: 343 Local: 0	Payments:	0	0	0	0	0	0	0	0	0
Sec Cat: Safety	Awd Date: 2021 Anticipated Fed Cat: Safety										
TIP #: Future Cost: 0 Estimate Total: 3,427											
County: Various	Safety projects at various locations in the urban Kansas City District. \$2,948,000 Open	Engineering:	0	0	0	0	0	0	0	206	0
Route: Various	Container funds.	R/W:	0	0	0	0	0	0	0	0	0
Job No.: 0P3022E		Construction:	0	0	0	0	0	0	0	3,318	0
Length: 0.00	MPO: Y	FFOS:	0	0	0	0	0	0	0	2,948	0
Fund Cat: Safety	Fed: 3,171 State: 353 Local: 0	Payments:	0	0	0	0	0	0	0	0	0
Sec Cat: Safety	Awd Date: 2022 Anticipated Fed Cat: Safety										
TIP #: Future Cost: 0 Estimate Total: 3,524											

* Subject to the approval of the Transportation Improvement Program by the governing Metropolitan Planning Organization.



2018-2022 Highway and Bridge Construction Schedule

Transportation Planning

P.O. Box 270
Jefferson City, MO 65802

Construction contingency applied to construction cost in the year the project is awarded.

Three percent project growth factor compounded annually is applied to right-of-way and construction costs in program years 2, 3, 4, and 5.

No inflation is applied to the Funding From Other Sources (FFOS) or Payments.

Engineering includes PE costs, CE costs and R/W incidentals.

						STATE FISCAL YEAR PROJECT BUDGETING					
						Prior Prog.	7/2017- 6/2018	7/2018- 6/2019	7/2019- 6/2020	7/2020- 6/2021	7/2021- 6/2022
County: Various	ADA Transition Plan improvements at various locations in the urban Kansas City					Engineering:	0	0	0	0	0
Route: Various	District. \$838,000 from Statewide Transportation Alternatives funds.					R/W:	0	0	0	0	0
Job No.: 0S3017E						Construction:	0	838	0	0	0
Length: 0.00	MPO: Y					FFOS:	0	838	0	0	0
Fund Cat: Taking Care Of System					Fed: 670 State: 168 Local: 0	Payments:	0	0	0	0	0
Sec Cat: N- Ada Trans	Awd Date: 2018	Anticipated Fed Cat: STBG									
TIP #:	Future Cost: 0				Estimate Total: 838						
County: Various	ADA Transition Plan improvements at various locations in the urban Kansas City					Engineering:	0	0	0	0	0
Route: Various	District. \$370,000 from Statewide Transportation Alternatives funds.					R/W:	0	0	0	0	0
Job No.: 0S3018E						Construction:	0	370	0	0	0
Length: 0.00	MPO: Y					FFOS:	0	370	0	0	0
Fund Cat: Taking Care Of System					Fed: 296 State: 74 Local: 0	Payments:	0	0	0	0	0
Sec Cat: N- Ada Trans	Awd Date: 2018	Anticipated Fed Cat: STBG									
TIP #:	Future Cost: 0				Estimate Total: 370						
County: Various	ADA Transition Plan improvements at various locations in the urban Kansas City					Engineering:	0	0	0	0	0
Route: Various	District. \$1,217,000 from Statewide Transportation Alternatives funds.					R/W:	0	0	0	0	0
Job No.: 0S3019E						Construction:	0	0	1,254	0	0
Length: 0.00	MPO: Y					FFOS:	0	0	1,217	0	0
Fund Cat: Taking Care Of System					Fed: 1,003 State: 251 Local: 0	Payments:	0	0	0	0	0
Sec Cat: N- Ada Trans	Awd Date: 2019	Anticipated Fed Cat: STBG									
TIP #:	Future Cost: 0				Estimate Total: 1,254						
County: Various	ADA Transition Plan improvements at various locations in the urban Kansas City					Engineering:	0	0	0	20	0
Route: Various	District. \$291,000 from Statewide Transportation Alternatives funds.					R/W:	0	0	0	0	0
Job No.: 0S3020E						Construction:	0	0	0	309	0
Length: 0.00	MPO: Y					FFOS:	0	0	0	291	0
Fund Cat: Taking Care Of System					Fed: 263 State: 66 Local: 0	Payments:	0	0	0	0	0
Sec Cat: N- Ada Trans	Awd Date: 2020	Anticipated Fed Cat: STBG									
TIP #:	Future Cost: 0				Estimate Total: 329						
County: Various	ADA Transition Plan improvements at various locations in the urban Kansas City					Engineering:	0	0	0	0	101
Route: Various	District. \$1,449,000 from Statewide Transportation Alternatives funds.					R/W:	0	0	0	0	0
Job No.: 0S3021E						Construction:	0	0	0	0	1,583
Length: 0.00	MPO: Y					FFOS:	0	0	0	0	1,449
Fund Cat: Taking Care Of System					Fed: 1,347 State: 337 Local: 0	Payments:	0	0	0	0	0
Sec Cat: N- Ada Trans	Awd Date: 2021	Anticipated Fed Cat: STBG									
TIP #:	Future Cost: 0				Estimate Total: 1,684						

* Subject to the approval of the Transportation Improvement Program by the governing Metropolitan Planning Organization.



2018-2022 Highway and Bridge Construction Schedule

Transportation Planning

P.O. Box 270
Jefferson City, MO 65802

Construction contingency applied to construction cost in the year the project is awarded.

Three percent project growth factor compounded annually is applied to right-of-way and construction costs in program years 2, 3, 4, and 5.

No inflation is applied to the Funding From Other Sources (FFOS) or Payments.

Engineering includes PE costs, CE costs and R/W incidentals.

						STATE FISCAL YEAR PROJECT BUDGETING					
						Prior Prog.	7/2017- 6/2018	7/2018- 6/2019	7/2019- 6/2020	7/2020- 6/2021	7/2021- 6/2022
County: Various	ADA Transition Plan improvements at various locations in the urban Kansas City	Engineering:	0	0	0	0	0	0	0	0	101
Route: Various	District. \$1,449,000 from Statewide Transportation Alternatives funds.	R/W:	0	0	0	0	0	0	0	0	0
Job No.: 0S3022E		Construction:	0	0	0	0	0	0	0	0	1,631
Length: 0.00	MPO: Y	FFOS:	0	0	0	0	0	0	0	0	1,449
Fund Cat: Taking Care Of System	Fed: 1,386 State: 346 Local: 0	Payments:	0	0	0	0	0	0	0	0	0
Sec Cat: N- Ada Trans	Awd Date: 2022 Anticipated Fed Cat: STBG										
TIP #: Future Cost: 0	Estimate Total: 1,732										
County: Various	Job Order Contracting for concrete replacement at various locations in the urban Kansas	Engineering:	0	0	0	0	2	40			
Route: Various	City District.	R/W:	0	0	0	0	0	0	0	0	0
Job No.: 3P3099		Construction:	0	0	0	0	0	0	0	0	563
Length: 0.00	MPO: Y	FFOS:	0	0	0	0	0	0	0	0	0
Fund Cat: Taking Care Of System	AC-State: 484 State: 121 Local: 0	Payments:	0	0	0	0	0	0	0	0	0
Sec Cat: Preventive Maint	Awd Date: 2022 Anticipated Fed Cat: STBG										
TIP #: Future Cost: 0	Estimate Total: 605										
County: Various	Job Order Contracting for guard cable and guardrail repair at various locations in the	Engineering:	10	0	0	0	10	55			
Route: Various	urban Kansas City District.	R/W:	0	0	0	0	0	0	0	0	0
Job No.: 4I3011		Construction:	0	0	0	0	0	0	0	0	4,325
Length: 0.00	MPO: Y	FFOS:	0	0	0	0	0	0	0	0	0
Fund Cat: Taking Care Of System	AC-State: 3,512 State: 878 Local: 0	Payments:	0	0	0	0	0	0	0	0	0
Sec Cat: Routine Maintenance	Awd Date: 2022 Anticipated Fed Cat: STBG										
TIP #: 990206	Future Cost: 0 Estimate Total: 4,400										
County: Various	Job Order Contracting for bridge repair at various locations in the urban Kansas City	Engineering:	0	5	120	0	0	0	0	0	0
Route: Various	District.	R/W:	0	0	0	0	0	0	0	0	0
Job No.: 4I3019		Construction:	0	0	1,514	0	0	0	0	0	0
Length: 0.00	MPO: Y	FFOS:	0	0	0	0	0	0	0	0	0
Fund Cat: Taking Care Of System	AC-State: 1,475 State: 164 Local: 0	Payments:	0	0	0	0	0	0	0	0	0
Sec Cat: Rehab And Reconst	Awd Date: 2019 Anticipated Fed Cat: NHPP										
TIP #: 990207	Future Cost: 0 Estimate Total: 1,639										
County: Various	Job Order Contracting for guard cable and guardrail repair at various locations in the	Engineering:	2	303	0	0	0	0	0	0	0
Route: Various	urban Kansas City District.	R/W:	0	0	0	0	0	0	0	0	0
Job No.: 4I3042		Construction:	0	3,380	0	0	0	0	0	0	0
Length: 0.00	MPO: Y	FFOS:	0	0	0	0	0	0	0	0	0
Fund Cat: Taking Care Of System	AC-State: 2,947 State: 736 Local: 0	Payments:	0	0	0	0	0	0	0	0	0
Sec Cat: Routine Maintenance	Awd Date: Spring 18 Anticipated Fed Cat: STBG										
TIP #: 990208	Future Cost: 0 Estimate Total: 3,685										

* Subject to the approval of the Transportation Improvement Program by the governing Metropolitan Planning Organization.



2018-2022 Highway and Bridge Construction Schedule

Transportation Planning

P.O. Box 270
Jefferson City, MO 65802

Construction contingency applied to construction cost in the year the project is awarded.

Three percent project growth factor compounded annually is applied to right-of-way and construction costs in program years 2, 3, 4, and 5.

No inflation is applied to the Funding From Other Sources (FFOS) or Payments.

Engineering includes PE costs, CE costs and R/W incidentals.

						STATE FISCAL YEAR PROJECT BUDGETING					
						Prior Prog.	7/2017- 6/2018	7/2018- 6/2019	7/2019- 6/2020	7/2020- 6/2021	7/2021- 6/2022
County: Various	Job Order Contracting for lighting repair at various locations in the urban Kansas City	Engineering:	10	8	5	5	33	0			
Route: Various	District.	R/W:	0	0	0	0	0	0			
Job No.: 4I3150		Construction:	0	0	0	0	446	0			
Length: 0.00	MPO: Y	FFOS:	0	0	0	0	0	0			
Fund Cat: Taking Care Of System	Fed: 0 State: 497 Local: 0	Payments:	0	0	0	0	0	0			
Sec Cat: Routine Maintenance	Awd Date: 2021 Anticipated Fed Cat: State										
TIP #: Future Cost: 0 Estimate Total: 507											
County: Various	Job Order Contracting for guard cable and guardrail repair at various locations in the urban Kansas City District.	Engineering:	0	46	364	0	0	0			
Route: Various		R/W:	0	0	0	0	0	0			
Job No.: 4I3154		Construction:	0	0	4,790	0	0	0			
Length: 0.00	MPO: Y	FFOS:	0	0	0	0	0	0			
Fund Cat: Taking Care Of System	AC-State: 4,160 State: 1,040 Local: 0	Payments:	0	0	0	0	0	0			
Sec Cat: Routine Maintenance	Awd Date: 2019 Anticipated Fed Cat: STBG										
TIP #: Future Cost: 0 Estimate Total: 5,200											
County: Various	Job Order Contracting for guard cable and guardrail repair at various locations in the urban Kansas City District.	Engineering:	0	0	28	301	0	0			
Route: Various		R/W:	0	0	0	0	0	0			
Job No.: 4I3155		Construction:	0	0	0	3,877	0	0			
Length: 0.00	MPO: Y	FFOS:	0	0	0	0	0	0			
Fund Cat: Taking Care Of System	AC-State: 3,365 State: 841 Local: 0	Payments:	0	0	0	0	0	0			
Sec Cat: Routine Maintenance	Awd Date: 2020 Anticipated Fed Cat: STBG										
TIP #: Future Cost: 0 Estimate Total: 4,206											
County: Various	Job Order Contracting for guard cable and guardrail repair at various locations in the urban Kansas City District.	Engineering:	0	0	0	32	414	0			
Route: Various		R/W:	0	0	0	0	0	0			
Job No.: 4I3172		Construction:	0	0	0	0	4,193	0			
Length: 0.00	MPO: Y	FFOS:	0	0	0	0	0	0			
Fund Cat: Taking Care Of System	AC-State: 3,711 State: 928 Local: 0	Payments:	0	0	0	0	0	0			
Sec Cat: Routine Maintenance	Awd Date: 2021 Anticipated Fed Cat: STBG										
TIP #: Future Cost: 0 Estimate Total: 4,639											
County: Various	Job Order Contracting for lighting repair at various locations in the urban Kansas City District.	Engineering:	8	31	0	0	0	0			
Route: Various		R/W:	0	0	0	0	0	0			
Job No.: 4I3173		Construction:	0	306	0	0	0	0			
Length: 0.00	MPO: Y	FFOS:	0	0	0	0	0	0			
Fund Cat: Taking Care Of System	Fed: 0 State: 337 Local: 0	Payments:	0	0	0	0	0	0			
Sec Cat: Routine Maintenance	Awd Date: Spring 18 Anticipated Fed Cat: State										
TIP #: Future Cost: 0 Estimate Total: 345											

* Subject to the approval of the Transportation Improvement Program by the governing Metropolitan Planning Organization.

Jun-8-2017

Section 4 - 15

District Kansas City

TMA

Dollars in Thousands



2018-2022 Highway and Bridge Construction Schedule

Transportation Planning

P.O. Box 270
Jefferson City, MO 65802

Construction contingency applied to construction cost in the year the project is awarded.

Three percent project growth factor compounded annually is applied to right-of-way and construction costs in program years 2, 3, 4, and 5.

No inflation is applied to the Funding From Other Sources (FFOS) or Payments.

Engineering includes PE costs, CE costs and R/W incidentals.

						STATE FISCAL YEAR PROJECT BUDGETING					
						Prior Prog.	7/2017- 6/2018	7/2018- 6/2019	7/2019- 6/2020	7/2020- 6/2021	7/2021- 6/2022
County: Various	Job Order Contracting for lighting repair at various locations in the urban Kansas City	Engineering:	0	8	31	0	0	0	0	0	0
Route: Various	District.	R/W:	0	0	0	0	0	0	0	0	0
Job No.: 4I3174		Construction:	0	0	315	0	0	0	0	0	0
Length: 0.00	MPO: Y	FFOS:	0	0	0	0	0	0	0	0	0
Fund Cat: Taking Care Of System	Fed: 0 State: 354 Local: 0	Payments:	0	0	0	0	0	0	0	0	0
Sec Cat: Routine Maintenance	Awd Date: 2019 Anticipated Fed Cat: State										
TIP #: Future Cost: 0 Estimate Total: 354											
County: Various	Job Order Contracting for bridge repair at various locations in the urban Kansas City	Engineering:	0	0	0	120	0	0	0	0	0
Route: Various	District.	R/W:	0	0	0	0	0	0	0	0	0
Job No.: 4I3175		Construction:	0	0	0	1,591	0	0	0	0	0
Length: 0.00	MPO: Y	FFOS:	0	0	0	0	0	0	0	0	0
Fund Cat: Taking Care Of System	AC-State: 1,369 State: 342 Local: 0	Payments:	0	0	0	0	0	0	0	0	0
Sec Cat: Preventive Maint	Awd Date: 2020 Anticipated Fed Cat: NHPP										
TIP #: Future Cost: 0 Estimate Total: 1,711											
County: Various	Job Order Contracting for bridge repairs at various locations in the urban Kansas City	Engineering:	0	0	0	0	120	0	0	0	0
Route: Various	District.	R/W:	0	0	0	0	0	0	0	0	0
Job No.: 4I3176		Construction:	0	0	0	0	1,639	0	0	0	0
Length: 0.00	MPO: Y	FFOS:	0	0	0	0	0	0	0	0	0
Fund Cat: Taking Care Of System	AC-State: 1,407 State: 352 Local: 0	Payments:	0	0	0	0	0	0	0	0	0
Sec Cat: Preventive Maint	Awd Date: 2021 Anticipated Fed Cat: NHPP										
TIP #: Future Cost: 0 Estimate Total: 1,759											
County: Various	Job Order Contracting for lighting repair at various location in the urban Kansas City	Engineering:	0	0	5	26	0	0	0	0	0
Route: Various	District.	R/W:	0	0	0	0	0	0	0	0	0
Job No.: 4I3239		Construction:	0	0	0	318	0	0	0	0	0
Length: 0.00	MPO: Y	FFOS:	0	0	0	0	0	0	0	0	0
Fund Cat: Taking Care Of System	Fed: 0 State: 349 Local: 0	Payments:	0	0	0	0	0	0	0	0	0
Sec Cat: Routine Maintenance	Awd Date: 2020 Anticipated Fed Cat: State										
TIP #: Future Cost: 0 Estimate Total: 349											
County: Various	Job Order Contracting for bridge repairs at various locations in the urban Kansas City	Engineering:	0	0	0	0	5	85	0	0	0
Route: Various	District.	R/W:	0	0	0	0	0	0	0	0	0
Job No.: 4I3240		Construction:	0	0	0	0	0	0	0	1,126	0
Length: 0.00	MPO: Y	FFOS:	0	0	0	0	0	0	0	0	0
Fund Cat: Taking Care Of System	AC-State: 973 State: 243 Local: 0	Payments:	0	0	0	0	0	0	0	0	0
Sec Cat: Preventive Maint	Awd Date: 2022 Anticipated Fed Cat: NHPP										
TIP #: Future Cost: 0 Estimate Total: 1,216											

* Subject to the approval of the Transportation Improvement Program by the governing Metropolitan Planning Organization.



2018-2022 Highway and Bridge Construction Schedule

Transportation Planning

P.O. Box 270
Jefferson City, MO 65802

Construction contingency applied to construction cost in the year the project is awarded.

Three percent project growth factor compounded annually is applied to right-of-way and construction costs in program years 2, 3, 4, and 5.

No inflation is applied to the Funding From Other Sources (FFOS) or Payments.

Engineering includes PE costs, CE costs and R/W incidentals.

Construction contingency applied to construction cost in the year the project is awarded. Three percent project growth factor compounded annually is applied to right-of-way and construction costs in program years 2, 3, 4, and 5. No inflation is applied to the Funding From Other Sources (FFOS) or Payments. Engineering includes PE costs, CE costs and R/W incidentals.										STATE FISCAL YEAR PROJECT BUDGETING					
										Prior Prog.	7/2017- 6/2018	7/2018- 6/2019	7/2019- 6/2020	7/2020- 6/2021	7/2021- 6/2022
County: Various Route: Various Job No.: 4I3241 Length: 0.00 MPO: Y Fund Cat: Taking Care Of System Sec Cat: Routine Maintenance Awd Date: 2022 TIP #: Anticipated Fed Cat: STBG	Job Order Contracting for guard cable and guardrail repair at various locations in the urban Kansas City District.	AC-State: 4,520 State: 1,130 Local: 0 Future Cost: 0 Estimate Total: 5,650	Engineering: 0 R/W: 0 Construction: 0 FFOS: 0 Payments: 0	0 0 0 0 0	0 0 0 0 0	45 0 0 0 0	371 0 5,234 0 0								
County: Various Route: Various Job No.: 4I3269 Length: 0.00 MPO: Y Fund Cat: Taking Care Of System Sec Cat: Routine Maintenance Awd Date: 2020 TIP #: Anticipated Fed Cat: State	Job Order Contracting for fence repair at various locations in the urban Kansas City District.	Fed: 0 State: 112 Local: 0 Future Cost: 0 Estimate Total: 112	Engineering: 0 R/W: 0 Construction: 0 FFOS: 0 Payments: 0	2 0 0 0 0	2 0 0 0 0	2 0 106 0 0	0 0 0 0 0								
County: Various Route: Various Job No.: 4I3270 Length: 0.00 MPO: Y Fund Cat: Taking Care Of System Sec Cat: Routine Maintenance Awd Date: 2022 TIP #: Anticipated Fed Cat: State	Job Order Contracting for fence repair at various locations in the urban Kansas City District.	Fed: 0 State: 123 Local: 0 Future Cost: 0 Estimate Total: 123	Engineering: 0 R/W: 0 Construction: 0 FFOS: 0 Payments: 0	2 0 0 0 0	2 0 0 0 0	2 0 0 0 0	2 0 113 0 0								
County: Various Route: Various Job No.: 4P3060 Length: 0.00 MPO: Y Fund Cat: Taking Care Of System Sec Cat: Preventive Maint Awd Date: 2022 TIP #: 990221	Job Order Contracting for asphalt pavement repair at various major route locations in the urban Kansas City District.	AC-State: 454 State: 114 Local: 0 Future Cost: 0 Estimate Total: 569	Engineering: 1 R/W: 0 Construction: 0 FFOS: 0 Payments: 0	0 0 0 0 0	0 0 0 0 0	0 0 0 0 0	4 0 563 0 0								
County: Various Route: Various Job No.: 4P3061 Length: 0.00 MPO: Y Fund Cat: Taking Care Of System Sec Cat: Preventive Maint Awd Date: 2022 TIP #: 990222	Job Order Contracting for concrete pavement repair at various major route locations in the urban Kansas City District.	AC-State: 454 State: 114 Local: 0 Future Cost: 0 Estimate Total: 569	Engineering: 1 R/W: 0 Construction: 0 FFOS: 0 Payments: 0	0 0 0 0 0	0 0 0 0 0	1 0 0 0 0	4 0 563 0 0								

* Subject to the approval of the Transportation Improvement Program by the governing Metropolitan Planning Organization.



2018-2022 Highway and Bridge Construction Schedule

Transportation Planning

P.O. Box 270
Jefferson City, MO 65802

Construction contingency applied to construction cost in the year the project is awarded.

Three percent project growth factor compounded annually is applied to right-of-way and construction costs in program years 2, 3, 4, and 5.

No inflation is applied to the Funding From Other Sources (FFOS) or Payments.

Engineering includes PE costs, CE costs and R/W incidentals.

Construction contingency applied to construction cost in the year the project is awarded. Three percent project growth factor compounded annually is applied to right-of-way and construction costs in program years 2, 3, 4, and 5. No inflation is applied to the Funding From Other Sources (FFOS) or Payments. Engineering includes PE costs, CE costs and R/W incidentals.													STATE FISCAL YEAR PROJECT BUDGETING						
													Prior Prog.	7/2017- 6/2018	7/2018- 6/2019	7/2019- 6/2020	7/2020- 6/2021	7/2021- 6/2022	
County: Various	Job Order Contracting for bridge repairs at various locations in the urban Kansas City District.												Engineering:	10	0	0	0	10	5
Route: Various													R/W:	0	0	0	0	0	0
Job No.: 4P3062													Construction:	0	0	0	0	0	1,688
Length: 0.00	MPO: Y												FFOS:	0	0	0	0	0	0
Fund Cat: Taking Care Of System	AC-State: 1,362 State: 341 Local: 0												Payments:	0	0	0	0	0	0
Sec Cat: Preventive Maint	Awd Date: 2022 Anticipated Fed Cat: NHPP																		
TIP #: 990223	Future Cost: 0 Estimate Total: 1,713																		
County: Various	Job Order Contracting for asphalt pavement repair at various major route locations in the urban Kansas City District.												Engineering:	2	40	0	0	0	0
Route: Various													R/W:	0	0	0	0	0	0
Job No.: 4P3063													Construction:	0	500	0	0	0	0
Length: 0.00	MPO: Y												FFOS:	0	0	0	0	0	0
Fund Cat: Taking Care Of System	AC-State: 432 State: 108 Local: 0												Payments:	0	0	0	0	0	0
Sec Cat: Preventive Maint	Awd Date: Spring 18 Anticipated Fed Cat: NHPP																		
TIP #: 990224	Future Cost: 0 Estimate Total: 542																		
County: Various	Job Order Contracting for concrete pavement repair at various major route locations in the urban Kansas City District.												Engineering:	4	40	0	0	0	0
Route: Various													R/W:	0	0	0	0	0	0
Job No.: 4P3064													Construction:	0	500	0	0	0	0
Length: 0.00	MPO: Y												FFOS:	0	0	0	0	0	0
Fund Cat: Taking Care Of System	AC-State: 432 State: 108 Local: 0												Payments:	0	0	0	0	0	0
Sec Cat: Preventive Maint	Awd Date: Spring 18 Anticipated Fed Cat: NHPP																		
TIP #: 990225	Future Cost: 0 Estimate Total: 544																		
County: Various	Job Order Contracting for bridge repair at various locations in the urban Kansas City District.												Engineering:	20	113	0	0	0	0
Route: Various													R/W:	0	0	0	0	0	0
Job No.: 4P3065													Construction:	0	1,471	0	0	0	0
Length: 0.00	MPO: Y												FFOS:	0	0	0	0	0	0
Fund Cat: Taking Care Of System	AC-State: 1,267 State: 317 Local: 0												Payments:	0	0	0	0	0	0
Sec Cat: Preventive Maint	Awd Date: Spring 18 Anticipated Fed Cat: NHPP																		
TIP #: 990226	Future Cost: 0 Estimate Total: 1,604																		
County: Various	Job Order Contracting for fence repair at various locations in the urban Kansas City District.												Engineering:	3	2	2	2	9	0
Route: Various													R/W:	0	0	0	0	0	0
Job No.: 4P3117													Construction:	0	0	0	0	111	0
Length: 0.00	MPO: Y												FFOS:	0	0	0	0	0	0
Fund Cat: Taking Care Of System	Fed: 0 State: 126 Local: 0												Payments:	0	0	0	0	0	0
Sec Cat: Routine Maintenance	Awd Date: 2021 Anticipated Fed Cat: State																		
TIP #: 990226	Future Cost: 0 Estimate Total: 129																		

* Subject to the approval of the Transportation Improvement Program by the governing Metropolitan Planning Organization.

Jun-8-2017

Section 4 - 18

District Kansas City

TMA

Dollars in Thousands



2018-2022 Highway and Bridge Construction Schedule

Transportation Planning

P.O. Box 270
Jefferson City, MO 65802

Construction contingency applied to construction cost in the year the project is awarded.

Three percent project growth factor compounded annually is applied to right-of-way and construction costs in program years 2, 3, 4, and 5.

No inflation is applied to the Funding From Other Sources (FFOS) or Payments.

Engineering includes PE costs, CE costs and R/W incidentals.

						STATE FISCAL YEAR PROJECT BUDGETING					
						Prior Prog.	7/2017- 6/2018	7/2018- 6/2019	7/2019- 6/2020	7/2020- 6/2021	7/2021- 6/2022
County: Various	Job Order Contracting for fence repair at various locations in the urban Kansas City	Engineering:	4	8	0	0	0	0	0	0	0
Route: Various	District.	R/W:	0	0	0	0	0	0	0	0	0
Job No.: 4P3118		Construction:	0	100	0	0	0	0	0	0	0
Length: 0.00	MPO: Y	FFOS:	0	0	0	0	0	0	0	0	0
Fund Cat: Taking Care Of System	Fed: 0 State: 108 Local: 0	Payments:	0	0	0	0	0	0	0	0	0
Sec Cat: Routine Maintenance	Awd Date: Spring 18 Anticipated Fed Cat: State										
TIP #: 	Future Cost: 0 Estimate Total: 112										
County: Various	Signal equipment improvements at various locations within the urban Kansas City	Engineering:	6	24	0	0	0	0	0	0	0
Route: Various	District.	R/W:	0	0	0	0	0	0	0	0	0
Job No.: 4P3163		Construction:	0	204	0	0	0	0	0	0	0
Length: 0.00	MPO: Y	FFOS:	0	0	0	0	0	0	0	0	0
Fund Cat: Taking Care Of System	Fed: 182 State: 46 Local: 0	Payments:	0	0	0	0	0	0	0	0	0
Sec Cat: Systems Operations	Awd Date: Spring 18 Anticipated Fed Cat: STBG										
TIP #: 	Future Cost: 0 Estimate Total: 234										
County: Various	Job Order Contracting for fence repair at various locations in the urban Kansas City	Engineering:	0	2	9	0	0	0	0	0	0
Route: Various	District.	R/W:	0	0	0	0	0	0	0	0	0
Job No.: 4P3171		Construction:	0	0	103	0	0	0	0	0	0
Length: 0.00	MPO: Y	FFOS:	0	0	0	0	0	0	0	0	0
Fund Cat: Taking Care Of System	Fed: 0 State: 114 Local: 0	Payments:	0	0	0	0	0	0	0	0	0
Sec Cat: Routine Maintenance	Awd Date: 2019 Anticipated Fed Cat: State										
TIP #: 	Future Cost: 0 Estimate Total: 114										
County: Various	Job Order Contracting for asphalt pavement repair at various major route locations in the urban Kansas City District.	Engineering:	0	5	40	0	0	0	0	0	0
Route: Various		R/W:	0	0	0	0	0	0	0	0	0
Job No.: 4P3183		Construction:	0	0	525	0	0	0	0	0	0
Length: 0.00	MPO: Y	FFOS:	0	0	0	0	0	0	0	0	0
Fund Cat: Taking Care Of System	AC-State: 456 State: 114 Local: 0	Payments:	0	0	0	0	0	0	0	0	0
Sec Cat: Preventive Maint	Awd Date: 2019 Anticipated Fed Cat: STBG										
TIP #: 	Future Cost: 0 Estimate Total: 570										
County: Various	Job Order Contracting for asphalt pavement repair at various major route locations in the urban Kansas City District.	Engineering:	0	0	1	40	0	0	0	0	0
Route: Various		R/W:	0	0	0	0	0	0	0	0	0
Job No.: 4P3184		Construction:	0	0	0	541	0	0	0	0	0
Length: 0.00	MPO: Y	FFOS:	0	0	0	0	0	0	0	0	0
Fund Cat: Taking Care Of System	AC-State: 466 State: 116 Local: 0	Payments:	0	0	0	0	0	0	0	0	0
Sec Cat: Preventive Maint	Awd Date: 2020 Anticipated Fed Cat: STBG										
TIP #: 	Future Cost: 0 Estimate Total: 582										

* Subject to the approval of the Transportation Improvement Program by the governing Metropolitan Planning Organization.



2018-2022 Highway and Bridge Construction Schedule

Construction contingency applied to construction cost in the year the project is awarded.

Three percent project growth factor compounded annually is applied to right-of-way and construction costs in program years 2, 3, 4, and 5.

No inflation is applied to the Funding From Other Sources (FFOS) or Payments.

Engineering includes PE costs, CE costs and R/W incidentals.

						STATE FISCAL YEAR PROJECT BUDGETING					
						Prior Prog.	7/2017- 6/2018	7/2018- 6/2019	7/2019- 6/2020	7/2020- 6/2021	7/2021- 6/2022
County: Various	Job Order Contracting for asphalt pavement repairs at various major route locations in the urban Kansas City District.	Engineering:	0	0	0	1	40	0			
Route: Various		R/W:	0	0	0	0	0	0			
Job No.: 4P3185		Construction:	0	0	0	0	557	0			
Length: 0.00	MPO: Y	FFOS:	0	0	0	0	0	0			
Fund Cat: Taking Care Of System	AC-State: 479 State: 119 Local: 0	Payments:	0	0	0	0	0	0			
Sec Cat: Preventive Maint	Awd Date: 2021 Anticipated Fed Cat: STBG										
TIP #: Future Cost: 0 Estimate Total: 598											
County: Various	Job Order Contracting for concrete pavement repair at various major route locations in the urban Kansas City District.	Engineering:	0	2	40	0	0	0			
Route: Various		R/W:	0	0	0	0	0	0			
Job No.: 4P3186		Construction:	0	0	515	0	0	0			
Length: 0.00	MPO: Y	FFOS:	0	0	0	0	0	0			
Fund Cat: Taking Care Of System	AC-State: 446 State: 111 Local: 0	Payments:	0	0	0	0	0	0			
Sec Cat: Preventive Maint	Awd Date: 2019 Anticipated Fed Cat: STBG										
TIP #: Future Cost: 0 Estimate Total: 557											
County: Various	Job Order Contracting for concrete pavement repair at various major route locations in the urban Kansas City District.	Engineering:	0	0	2	40	0	0			
Route: Various		R/W:	0	0	0	0	0	0			
Job No.: 4P3187		Construction:	0	0	0	530	0	0			
Length: 0.00	MPO: Y	FFOS:	0	0	0	0	0	0			
Fund Cat: Taking Care Of System	AC-State: 458 State: 114 Local: 0	Payments:	0	0	0	0	0	0			
Sec Cat: Preventive Maint	Awd Date: 2020 Anticipated Fed Cat: STBG										
TIP #: Future Cost: 0 Estimate Total: 572											
County: Various	Job Order Contracting for concrete pavement repair at various major route locations in the urban Kansas City District.	Engineering:	0	0	0	2	40	0			
Route: Various		R/W:	0	0	0	0	0	0			
Job No.: 4P3188		Construction:	0	0	0	0	546	0			
Length: 0.00	MPO: Y	FFOS:	0	0	0	0	0	0			
Fund Cat: Taking Care Of System	AC-State: 471 State: 117 Local: 0	Payments:	0	0	0	0	0	0			
Sec Cat: Preventive Maint	Awd Date: 2021 Anticipated Fed Cat: STBG										
TIP #: Future Cost: 0 Estimate Total: 588											
County: Various	Safety improvements at various locations in the urban Kansas City District.	Engineering:	40	100	60	372	0	0			
Route: Various		R/W:	0	0	0	0	0	0			
Job No.: 4P3212		Construction:	0	0	0	3,183	0	0			
Length: 0.00	MPO: Y	FFOS:	0	0	0	0	0	0			
Fund Cat: Safety	Fed: 3,343 State: 372 Local: 0	Payments:	0	0	0	0	0	0			
Sec Cat: Urban Safety	Awd Date: 2020 Anticipated Fed Cat: Safety										
TIP #: Future Cost: 0 Estimate Total: 3,755											

* Subject to the approval of the Transportation Improvement Program by the governing Metropolitan Planning Organization.



2018-2022 Highway and Bridge Construction Schedule

Construction contingency applied to construction cost in the year the project is awarded.

Three percent project growth factor compounded annually is applied to right-of-way and construction costs in program years 2, 3, 4, and 5.

No inflation is applied to the Funding From Other Sources (FFOS) or Payments.

Engineering includes PE costs, CE costs and R/W incidentals.

Construction contingency applied to construction cost in the year the project is awarded. Three percent project growth factor compounded annually is applied to right-of-way and construction costs in program years 2, 3, 4, and 5. No inflation is applied to the Funding From Other Sources (FFOS) or Payments. Engineering includes PE costs, CE costs and R/W incidentals.											STATE FISCAL YEAR PROJECT BUDGETING					
											Prior Prog.	7/2017- 6/2018	7/2018- 6/2019	7/2019- 6/2020	7/2020- 6/2021	7/2021- 6/2022
County: Various Route: Various Job No.: 4P3214B Length: 0.00 MPO: Y Fund Cat: Taking Care Of System																

* Subject to the approval of the Transportation Improvement Program by the governing Metropolitan Planning Organization.



2018-2022 Highway and Bridge Construction Schedule

Transportation Planning

P.O. Box 270
Jefferson City, MO 65802

Construction contingency applied to construction cost in the year the project is awarded.

Three percent project growth factor compounded annually is applied to right-of-way and construction costs in program years 2, 3, 4, and 5.

No inflation is applied to the Funding From Other Sources (FFOS) or Payments.

Engineering includes PE costs, CE costs and R/W incidentals.

						STATE FISCAL YEAR PROJECT BUDGETING					
						Prior Prog.	7/2017- 6/2018	7/2018- 6/2019	7/2019- 6/2020	7/2020- 6/2021	7/2021- 6/2022
County: Various	Job Order Contracting for microsurface treatment on various routes in the urban Kansas	Engineering:	0	0	0	0	1	12			
Route: Various	City District.	R/W:	0	0	0	0	0	0			
Job No.: 4P3262		Construction:	0	0	0	0	0	115			
Length: 0.00	MPO: Y	FFOS:	0	0	0	0	0	0			
Fund Cat: Taking Care Of System	Fed: 0 State: 128 Local: 0	Payments:	0	0	0	0	0	0			
Sec Cat: Preventive Maint	Awd Date: 2022 Anticipated Fed Cat: State										
TIP #: Future Cost: 0 Estimate Total: 128											
County: Various	Job Order Contracting for microsurface treatment on various routes in the urban Kansas	Engineering:	0	1	1	57	0	0			
Route: Various	City District.	R/W:	0	0	0	0	0	0			
Job No.: 4P3263		Construction:	0	0	0	108	0	0			
Length: 0.00	MPO: Y	FFOS:	0	0	0	0	0	0			
Fund Cat: Taking Care Of System	Fed: 0 State: 167 Local: 0	Payments:	0	0	0	0	0	0			
Sec Cat: Preventive Maint	Awd Date: 2020 Anticipated Fed Cat: State										
TIP #: Future Cost: 0 Estimate Total: 167											
County: Various	Job Order Contracting for microsurface treatment on various routes in the urban Kansas	Engineering:	0	1	1	1	27	0			
Route: Various	City District.	R/W:	0	0	0	0	0	0			
Job No.: 4P3264		Construction:	0	0	0	0	111	0			
Length: 0.00	MPO: Y	FFOS:	0	0	0	0	0	0			
Fund Cat: Taking Care Of System	Fed: 0 State: 141 Local: 0	Payments:	0	0	0	0	0	0			
Sec Cat: Preventive Maint	Awd Date: 2021 Anticipated Fed Cat: State										
TIP #: Future Cost: 0 Estimate Total: 141											
County: Various	Job Order Contracting for asphalt pavement repairs at various major route locations in the urban Kansas City District.	Engineering:	0	0	0	0	2	39			
Route: Various		R/W:	0	0	0	0	0	0			
Job No.: 4P3265		Construction:	0	0	0	0	0	563			
Length: 0.00	MPO: Y	FFOS:	0	0	0	0	0	0			
Fund Cat: Taking Care Of System	AC-State: 483 State: 121 Local: 0	Payments:	0	0	0	0	0	0			
Sec Cat: Preventive Maint	Awd Date: 2022 Anticipated Fed Cat: STBG										
TIP #: Future Cost: 0 Estimate Total: 604											
County: Various	Bridge improvements at various locations throughout the urban Kansas City district.	Engineering:	0	10	150	493	0	0			
Route: Various		R/W:	0	0	0	0	0	0			
Job No.: 4P3266		Construction:	0	0	0	5,305	0	0			
Length: 0.00	MPO: Y	FFOS:	0	0	0	0	0	0			
Fund Cat: Taking Care Of System	AC-State: 4,766 State: 1,192 Local: 0	Payments:	0	0	0	0	0	0			
Sec Cat: Rehab And Reconst	Awd Date: 2020 Anticipated Fed Cat: STBG										
TIP #: Future Cost: 0 Estimate Total: 5,958											

* Subject to the approval of the Transportation Improvement Program by the governing Metropolitan Planning Organization.



2018-2022 Highway and Bridge Construction Schedule

Transportation Planning

P.O. Box 270
Jefferson City, MO 65802

Construction contingency applied to construction cost in the year the project is awarded.

Three percent project growth factor compounded annually is applied to right-of-way and construction costs in program years 2, 3, 4, and 5.

No inflation is applied to the Funding From Other Sources (FFOS) or Payments.

Engineering includes PE costs, CE costs and R/W incidentals.

Construction contingency applied to construction cost in the year the project is awarded. Three percent project growth factor compounded annually is applied to right-of-way and construction costs in program years 2, 3, 4, and 5. No inflation is applied to the Funding From Other Sources (FFOS) or Payments. Engineering includes PE costs, CE costs and R/W incidentals.											STATE FISCAL YEAR PROJECT BUDGETING										
											Prior Prog.	7/2017- 6/2018		7/2018- 6/2019		7/2019- 6/2020		7/2020- 6/2021		7/2021- 6/2022	
County: Various	Job Order Contracting for lighting repair at various locations in the urban Kansas City District.										Engineering:	0	5	5	5	5	5				
Route: Various											R/W:	0	0	0	0	0	0				
Job No.: 4P3271											Construction:	0	0	0	0	0	338				
Length: 0.00	MPO: Y										FFOS:	0	0	0	0	0	0				
Fund Cat: Taking Care Of System	Fed: 0 State: 363 Local: 0										Payments:	0	0	0	0	0	0				
Sec Cat: Routine Maintenance	Awd Date: 2022 Anticipated Fed Cat: State																				
TIP #:	Future Cost: 0 Estimate Total: 363																				
County: Various	Install Kansas City Scout ITS devices on various routes north of the Missouri River in Clay and Platte Counties.										Engineering:	0	251	0	0	0	0				
Route: Various											R/W:	0	0	0	0	0	0				
Job No.: 4Q3234											Construction:	0	3,000	0	0	0	0				
Length: 0.00	MPO: Y										FFOS:	0	0	0	0	0	0				
Fund Cat: Flexible & Other	AC-State: 2,601 State: 650 Local: 0										Payments:	0	0	0	0	0	0				
Sec Cat: Systems Operations	Awd Date: Spring 18 Anticipated Fed Cat: STBG																				
TIP #:	Future Cost: 0 Estimate Total: 3,251																				
County: Various	Install chevron signs at various locations in the urban Kansas City District.										Engineering:	10	17	0	0	0	0				
Route: Various											R/W:	0	0	0	0	0	0				
Job No.: 4S3209											Construction:	0	102	0	0	0	0				
Length: 0.00	MPO: Y										FFOS:	0	0	0	0	0	0				
Fund Cat: Safety	Fed: 107 State: 12 Local: 0										Payments:	0	0	0	0	0	0				
Sec Cat: Safety	Awd Date: Spring 18 Anticipated Fed Cat: Safety																				
TIP #:	Future Cost: 0 Estimate Total: 129																				
County: Various	Pedestrian and ADA Transition Plan improvements in various locations in Platte and Clay Counties.										Engineering:	0	10	15	80	0	0				
Route: Various routes											R/W:	0	0	10	0	0	0				
Job No.: 4P3267											Construction:	0	0	0	1,082	0	0				
Length: 0.00	MPO: Y										FFOS:	0	0	0	0	0	0				
Fund Cat: Taking Care Of System	AC-State: 958 State: 239 Local: 0										Payments:	0	0	0	0	0	0				
Sec Cat: N- Ada Trans	Awd Date: 2020 Anticipated Fed Cat: STBG																				
TIP #:	Future Cost: 0 Estimate Total: 1,197																				

* Subject to the approval of the Transportation Improvement Program by the governing Metropolitan Planning Organization.

Jun-8-2017

Section 4 - 23

District Kansas City

TMA

Dollars in Thousands



2018-2022 Highway and Bridge Construction Schedule

Transportation Planning

P.O. Box 270
Jefferson City, MO 65802

Construction contingency applied to construction cost in the year the project is awarded.
Three percent project growth factor compounded annually is applied to right-of-way and construction costs in program years 2, 3, 4, and 5.
No inflation is applied to the Funding From Other Sources (FFOS) or Payments.
Engineering includes PE costs, CE costs and R/W incidentals.

STATE FISCAL YEAR PROJECT BUDGETING						
	Prior Prog.	7/2017- 6/2018	7/2018- 6/2019	7/2019- 6/2020	7/2020- 6/2021	7/2021- 6/2022
FFOS:	0	6,855	9,458	4,664	4,397	4,397
Total R/W:	20	263	20	95	0	0
Total Construction:	0	122,282	166,596	88,662	18,416	20,140
Paybacks:	0	0	0	0	0	0
Sub-Total:	20	122,545	166,616	88,757	18,416	20,140
Total Engineering:	11,140	20,548	15,907	5,513	1,651	929
Grand Total:	11,160	143,093	182,523	94,270	20,067	21,069

	2018	2019	2020	2021	2022
State	24,707	27,537	16,801	4,266	4,332
AC-State	34,173	31,257	43,436	6,101	12,180
Local	0	2,466	0	0	0
Sub-total State	58,880	61,260	60,237	10,367	16,512
Federal					
Sub-total Federal	84,213	121,263	34,033	9,700	4,557
Grand Total	143,093	182,523	94,270	20,067	21,069

Project Count: 114

* Subject to the approval of the Transportation Improvement Program by the governing Metropolitan Planning Organization.

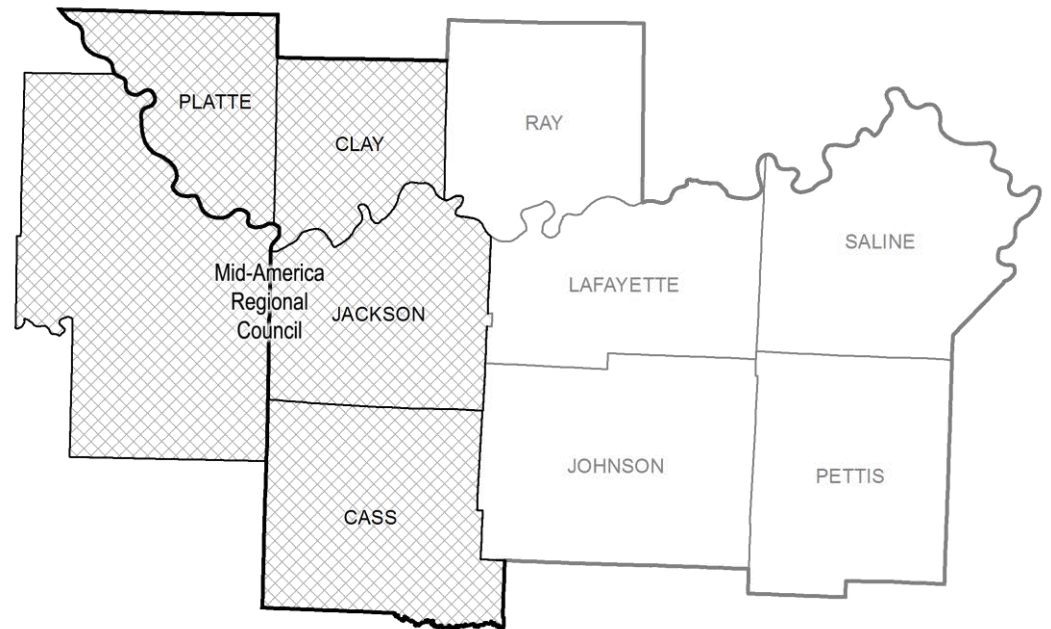
Jun-8-2017

Section 4 - 1

District Kansas City

TMA

Dollars in Thousands



MoDOT's Kansas City District

TMA: Mid-America Regional Council

PAYMENT PROJECTS

(Note: The following MoDOT projects are located inside the Mid-America Regional Council planning area boundary.)



2018-2022 Highway and Bridge Construction Schedule

Transportation Planning

P.O. Box 270
Jefferson City, MO 65802

Construction contingency applied to construction cost in the year the project is awarded.

Three percent project growth factor compounded annually is applied to right-of-way and construction costs in program years 2, 3, 4, and 5.

No inflation is applied to the Funding From Other Sources (FFOS) or Payments.

Engineering includes PE costs, CE costs and R/W incidentals.

Construction contingency applied to construction cost in the year the project is awarded. Three percent project growth factor compounded annually is applied to right-of-way and construction costs in program years 2, 3, 4, and 5. No inflation is applied to the Funding From Other Sources (FFOS) or Payments. Engineering includes PE costs, CE costs and R/W incidentals.										STATE FISCAL YEAR PROJECT BUDGETING						
										Prior Prog.	7/2017- 6/2018	7/2018- 6/2019	7/2019- 6/2020	7/2020- 6/2021	7/2021- 6/2022	
County: Jackson	Payback to Kansas City in SFY 2018 for the replacement of Wyandotte and Central bridges from Central Street to Wyandotte Street.									Engineering:	3	1	0	0	0	0
Route: IS 670										R/W:	0	0	0	0	0	0
Job No.: 4P2316										Construction:	0	0	0	0	0	0
Length: 0.08	MPO: Y								FFOS:	0	0	0	0	0	0	
Fund Cat: Taking Care Of System								Fed: 0	State: 7,501	Local: 0	Payments:	0	7,500	0	0	0
Sec Cat: Rehab And Reconst	Awd Date: N/A	Anticipated Fed Cat: State														
TIP #: 690407	Future Cost: 0							Estimate Total: 7,504								
County: Various	On-call work zone enforcement at various locations in the urban Kansas City District.									Engineering:	0	1	0	0	0	0
Route: Various										R/W:	0	0	0	0	0	0
Job No.: 4I3045										Construction:	0	0	0	0	0	0
Length: 0.00	MPO: Y								FFOS:	0	0	0	0	0	0	
Fund Cat: Safety								Fed: 147	State: 16	Local: 0	Payments:	0	162	0	0	0
Sec Cat: Urban Safety	Awd Date: N/A	Anticipated Fed Cat: Safety														
TIP #: 990232	Future Cost: 0							Estimate Total: 163								
County: Various	On-call work zone enforcement at various locations in the urban Kansas City District.									Engineering:	0	0	1	0	0	0
Route: Various										R/W:	0	0	0	0	0	0
Job No.: 4I3191										Construction:	0	0	0	0	0	0
Length: 0.00	MPO: Y								FFOS:	0	0	0	0	0	0	
Fund Cat: Safety								Fed: 147	State: 16	Local: 0	Payments:	0	0	162	0	0
Sec Cat: Urban Safety	Awd Date: N/A	Anticipated Fed Cat: Safety														
TIP #: 990232	Future Cost: 0							Estimate Total: 163								
County: Various	On-call work zone enforcement at various locations in the urban Kansas City District.									Engineering:	0	0	0	1	0	0
Route: Various										R/W:	0	0	0	0	0	0
Job No.: 4I3192										Construction:	0	0	0	0	0	0
Length: 0.00	MPO: Y								FFOS:	0	0	0	0	0	0	
Fund Cat: Safety								Fed: 147	State: 16	Local: 0	Payments:	0	0	0	162	0
Sec Cat: Urban Safety	Awd Date: N/A	Anticipated Fed Cat: Safety														
TIP #: 990232	Future Cost: 0							Estimate Total: 163								
County: Various	On-call work zone enforcement at various locations in the urban Kansas City District.									Engineering:	0	0	0	0	1	0
Route: Various										R/W:	0	0	0	0	0	0
Job No.: 4I3193										Construction:	0	0	0	0	0	0
Length: 0.00	MPO: Y								FFOS:	0	0	0	0	0	0	
Fund Cat: Safety								Fed: 147	State: 16	Local: 0	Payments:	0	0	0	162	0
Sec Cat: Urban Safety	Awd Date: N/A	Anticipated Fed Cat: Safety														
TIP #: 990232	Future Cost: 0							Estimate Total: 163								

* Subject to the approval of the Transportation Improvement Program by the governing Metropolitan Planning Organization.

Jun-8-2017

Section 4 - 1

District Kansas City

TMA

Dollars in Thousands



2018-2022 Highway and Bridge Construction Schedule

Transportation Planning

P.O. Box 270
Jefferson City, MO 65802

Construction contingency applied to construction cost in the year the project is awarded.

Three percent project growth factor compounded annually is applied to right-of-way and construction costs in program years 2, 3, 4, and 5.

No inflation is applied to the Funding From Other Sources (FFOS) or Payments.

Engineering includes PE costs, CE costs and R/W incidentals.

Construction contingency applied to construction cost in the year the project is awarded. Three percent project growth factor compounded annually is applied to right-of-way and construction costs in program years 2, 3, 4, and 5. No inflation is applied to the Funding From Other Sources (FFOS) or Payments. Engineering includes PE costs, CE costs and R/W incidentals.												STATE FISCAL YEAR PROJECT BUDGETING						
												Prior Prog.	7/2017- 6/2018	7/2018- 6/2019	7/2019- 6/2020	7/2020- 6/2021	7/2021- 6/2022	
County: Various Route: Various Job No.: 4I3236 Length: 0.00 MPO: N Fund Cat: Safety Sec Cat: Urban Safety TIP #: 	On-call work zone enforcement at various locations in the urban Kansas City District. Fed: 147 State: 16 Local: 0 Awd Date: N/A Anticipated Fed Cat: Safety Future Cost: 0 Estimate Total: 163											Engineering:	0	0	0	0	0	1
												R/W:	0	0	0	0	0	0
												Construction:	0	0	0	0	0	0
												FFOS:	0	0	0	0	0	0
												Payments:	0	0	0	0	0	162
County: Various Route: Various Job No.: 4Q3040 Length: 0.00 MPO: Y Fund Cat: Flexible & Other Sec Cat: Systems Operations TIP #: 990235	ITS operations, staffing and equipment for the KC Scout Intelligent Transportation System at the Transportation Management Center (TMC) building. \$2.305 million to District Operations Budget. \$1.705 million from KDOT. Fed: 2,401 State: 0 Local: 1,705 Awd Date: N/A Anticipated Fed Cat: STBG Future Cost: 0 Estimate Total: 4,106											Engineering:	0	1	0	0	0	0
												R/W:	0	0	0	0	0	0
												Construction:	0	0	0	0	0	0
												FFOS:	0	1,705	0	0	0	0
												Payments:	0	4,105	0	0	0	0
County: Various Route: Various Job No.: 4Q3041 Length: 0.00 MPO: Y Fund Cat: Flexible & Other Sec Cat: Systems Operations TIP #: 990236	Motorist Assist operations and staff in the urban Kansas City District. These funds will be transferred to the District Operations budget. Fed: 1,309 State: 327 Local: 0 Awd Date: N/A Anticipated Fed Cat: STBG Future Cost: 0 Estimate Total: 1,636											Engineering:	0	1	0	0	0	0
												R/W:	0	0	0	0	0	0
												Construction:	0	0	0	0	0	0
												FFOS:	0	0	0	0	0	0
												Payments:	0	1,635	0	0	0	0
County: Various Route: Various Job No.: 4Q3157 Length: 0.00 MPO: Y Fund Cat: Flexible & Other Sec Cat: Systems Operations TIP #: 	Motorist Assist operations and staff in the urban Kansas City District. These funds will be transferred to the District Operations budget. Fed: 1,309 State: 327 Local: 0 Awd Date: N/A Anticipated Fed Cat: STBG Future Cost: 0 Estimate Total: 1,636											Engineering:	0	0	1	0	0	0
												R/W:	0	0	0	0	0	0
												Construction:	0	0	0	0	0	0
												FFOS:	0	0	0	0	0	0
												Payments:	0	0	1,635	0	0	0
County: Various Route: Various Job No.: 4Q3158 Length: 0.00 MPO: Y Fund Cat: Flexible & Other Sec Cat: Systems Operations TIP #: 	Motorist Assist operations and staff in the urban Kansas City District. These funds will be transferred to the District Operations budget. Fed: 1,309 State: 327 Local: 0 Awd Date: N/A Anticipated Fed Cat: STBG Future Cost: 0 Estimate Total: 1,636											Engineering:	0	0	0	1	0	0
												R/W:	0	0	0	0	0	0
												Construction:	0	0	0	0	0	0
												FFOS:	0	0	0	0	0	0
												Payments:	0	0	0	1,635	0	0

* Subject to the approval of the Transportation Improvement Program by the governing Metropolitan Planning Organization.

Jun-8-2017

Section 4 - 2

District Kansas City

TMA

Dollars in Thousands



2018-2022 Highway and Bridge Construction Schedule

Transportation Planning

P.O. Box 270
Jefferson City, MO 65802

Construction contingency applied to construction cost in the year the project is awarded.

Three percent project growth factor compounded annually is applied to right-of-way and construction costs in program years 2, 3, 4, and 5.

No inflation is applied to the Funding From Other Sources (FFOS) or Payments.

Engineering includes PE costs, CE costs and R/W incidentals.

						STATE FISCAL YEAR PROJECT BUDGETING					
						Prior Prog.	7/2017- 6/2018	7/2018- 6/2019	7/2019- 6/2020	7/2020- 6/2021	7/2021- 6/2022
County: Various	Motorist Assist operations and staff in the urban Kansas City District. These funds will be transferred to the District Operations budget.					Engineering:	0	0	0	0	1
Route: Various						R/W:	0	0	0	0	0
Job No.: 4Q3238						Construction:	0	0	0	0	0
Length: 0.00	MPO: Y					FFOS:	0	0	0	0	0
Fund Cat: Flexible & Other		Fed: 1,309	State: 327	Local: 0		Payments:	0	0	0	0	1,635
Sec Cat: Systems Operations	Awd Date: N/A	Anticipated Fed Cat: STBG									
TIP #:	Future Cost: 0	Estimate Total: 1,636									
County: Various	Payback beginning in SFY 2008 for Safe and Sound bridges in urban Kansas City District.					Engineering:	0	0	0	0	0
Route: Various						R/W:	61	0	0	0	0
Job No.: 5B0800S						Construction:	0	0	0	0	0
Length: 0.00	MPO: Y					FFOS:	61	0	0	0	0
Fund Cat: Taking Care Of System		Fed: 0	State: 18,795	Local: 0		Payments:	26,501	3,759	3,759	3,759	3,759
Sec Cat: Rehab And Reconst	Awd Date: N/A	Anticipated Fed Cat: State									
TIP #: 990107	Future Cost: 25,001 - 50,000	Estimate Total: 45,357									

* Subject to the approval of the Transportation Improvement Program by the governing Metropolitan Planning Organization.

Jun-8-2017

Section 4 - 4

District Kansas City

TMA

Dollars in Thousands



2018-2022 Highway and Bridge Construction Schedule

Transportation Planning

P.O. Box 270
Jefferson City, MO 65802

Construction contingency applied to construction cost in the year the project is awarded.
Three percent project growth factor compounded annually is applied to right-of-way and construction costs in program years 2, 3, 4, and 5.
No inflation is applied to the Funding From Other Sources (FFOS) or Payments.
Engineering includes PE costs, CE costs and R/W incidentals.

STATE FISCAL YEAR PROJECT BUDGETING						
	Prior Prog.	7/2017- 6/2018	7/2018- 6/2019	7/2019- 6/2020	7/2020- 6/2021	7/2021- 6/2022
FFOS:	61	1,705	1,705	1,705	1,705	1,705
Total R/W:	61	0	0	0	0	0
Total Construction:	0	0	0	0	0	0
Paybacks:	26,501	17,161	9,661	9,661	9,661	9,661
Sub-Total:	26,562	17,161	9,661	9,661	9,661	9,661
Total Engineering:	3	4	3	3	3	3
Grand Total:	26,565	17,165	9,664	9,664	9,664	9,664
		2018	2019	2020	2021	2022
State	11,603	4,102	4,102	4,102	4,102	4,102
AC-State	0	0	0	0	0	2,401
Local	1,705	1,705	1,705	1,705	1,705	1,705
Sub-total State	13,308	5,807	5,807	5,807	5,807	8,208
Federal						
Sub-total Federal	3,857	3,857	3,857	3,857	3,857	1,456
Grand Total	17,165	9,664	9,664	9,664	9,664	9,664

Project Count: 17

* Subject to the approval of the Transportation Improvement Program by the governing Metropolitan Planning Organization.

Jun-8-2017

Section 4 - 1

District Kansas City

TMA

Dollars in Thousands



2018-2022 Highway and Bridge Construction Schedule

Transportation Planning

P.O. Box 270
Jefferson City, MO 65802

Construction contingency applied to construction cost in the year the project is awarded.
Three percent project growth factor compounded annually is applied to right-of-way and construction costs in program years 2, 3, 4, and 5.
No inflation is applied to the Funding From Other Sources (FFOS) or Payments.
Engineering includes PE costs, CE costs and R/W incidentals.

Kansas City TMA Total

STATE FISCAL YEAR PROJECT BUDGETING						
	Prior Prog.	7/2017- 6/2018	7/2018- 6/2019	7/2019- 6/2020	7/2020- 6/2021	7/2021- 6/2022
FFOS:	61	8,560	11,163	6,369	6,102	6,102
Total R/W:	81	263	20	95	0	0
Total Construction:	0	122,282	166,596	88,662	18,416	20,140
Paybacks:	26,501	17,161	9,661	9,661	9,661	9,661
Sub-Total:	26,582	139,706	176,277	98,418	28,077	29,801
Total Engineering:	11,143	20,552	15,910	5,516	1,654	932
Grand Total:	37,725	160,258	192,187	103,934	29,731	30,733
		2018	2019	2020	2021	2022
State		36,310	31,639	20,903	8,368	8,434
AC-State		34,173	31,257	43,436	6,101	14,581
Local		1,705	4,171	1,705	1,705	1,705
Sub-total State		72,188	67,067	66,044	16,174	24,720
Federal						
Sub-total Federal		88,070	125,120	37,890	13,557	6,013
Grand Total		160,258	192,187	103,934	29,731	30,733

Project Count: 131

* Subject to the approval of the Transportation Improvement Program by the governing Metropolitan Planning Organization.

Jun-8-2017

Section 4 - 1

District Kansas City

TMA

Dollars in Thousands

District Program Summary
Kansas City (Urban)
(Dollars in Millions)

Amounts include construction and right of way, excludes engineering.

State Fiscal Year	2018	2019	2020	2021	2022
Statewide Interstate And Major Bridge - Available					
Statewide Interstate And Major Bridge - FFOS	1.605	0.000	0.000	0.000	0.000
Statewide Interstate And Major Bridge - Fund Transfers	26.410	0.000	0.000	0.000	0.000
Statewide Interstate And Major Bridge - Carryover	-33.140	0.000	0.000	0.000	0.000
Award and Completed Project Adjustments	0.000	0.000	0.000	0.000	0.000
Statewide Interstate And Major Bridge - Total Available	-5.125	0.000	0.000	0.000	0.000
Statewide Interstate And Major Bridge - Programmed	28.015	0.000	0.000	0.000	0.000
Safety - Available	4.309	4.465	4.596	4.573	4.544
Safety - FFOS	1.489	0.000	3.373	2.948	2.948
Safety - Fund Transfers	0.000	0.000	0.000	0.000	0.000
Safety - Carryover	3.063	0.000	0.000	0.000	0.000
Award and Completed Project Adjustments	0.744	0.290	0.079	-0.336	0.000
Safety - Total Available	9.605	4.755	8.048	7.185	7.492
Safety - Programmed	2.405	0.162	8.782	3.383	3.480
Taking Care Of System - Available	37.085	38.403	38.567	38.373	38.127
Taking Care Of System - FFOS	3.449	3.775	1.291	1.449	1.449
Taking Care Of System - Fund Transfers	45.159	19.540	4.512	0.510	6.343
Taking Care Of System - Carryover	1.793	0.000	0.000	0.000	0.000
Award and Completed Project Adjustments	1.141	0.040	0.045	-1.972	0.000
Taking Care Of System - Total Available	88.627	61.758	44.415	38.360	45.919
Taking Care Of System - Programmed	78.948	91.946	52.599	18.956	20.579
Flexible & Other - Available					
Flexible & Other - FFOS	2.864	8.236	1.705	1.705	1.705
Flexible & Other - Fund Transfers	28.321	74.497	33.535	4.035	4.035
Flexible & Other - Carryover	-11.369	0.000	0.000	0.000	0.000
Award and Completed Project Adjustments	0.000	-0.700	-33.745	0.000	0.000
Flexible & Other - Total Available	19.816	82.033	1.495	5.740	5.740
Flexible & Other - Programmed	30.338	84.169	37.037	5.740	5.740
Statewide Safety - Available					
Statewide Safety - FFOS	0.000	0.000	0.000	0.000	0.000
Statewide Safety - Fund Transfers	0.000	0.000	0.000	0.000	0.000
Statewide Safety - Carryover	0.000	0.000	0.000	0.000	0.000
Award and Completed Project Adjustments	0.000	0.000	0.000	0.000	0.000
Statewide Safety - Total Available	0.000	0.000	0.000	0.000	0.000
Statewide Safety - Programmed	0.000	0.000	0.000	0.000	0.000
Statewide Major Projects & Emerging Needs - Available					
Statewide Major Projects & Emerging Needs - FFOS	0.000	0.000	0.000	0.000	0.000
Statewide Major Projects & Emerging Needs - Fund Transfers	0.000	0.000	0.000	0.000	0.000
Statewide Major Projects & Emerging Needs - Carryover	0.000	0.000	0.000	0.000	0.000
Award and Completed Project Adjustments	0.000	0.000	0.000	0.000	0.000
Statewide Major Projects & Emerging Needs - Total Available	0.000	0.000	0.000	0.000	0.000
Statewide Major Projects & Emerging Needs - Programmed	0.000	0.000	0.000	0.000	0.000
Statewide Amendment 3 - Available					
Statewide Amendment 3 - FFOS	0.000	0.000	0.000	0.000	0.000
Statewide Amendment 3 - Fund Transfers	0.000	0.000	0.000	0.000	0.000
Statewide Amendment 3 - Carryover	6.200	0.000	0.000	0.000	0.000
Award and Completed Project Adjustments	0.000	0.000	0.000	0.000	0.000
Statewide Amendment 3 - Total Available	6.200	0.000	0.000	0.000	0.000
Statewide Amendment 3 - Programmed	0.000	0.000	0.000	0.000	0.000

*Note: Three percent inflation compounded annually applied to program years 2019 - 2022
Two percent construction contingency applied to construction.*

District Program Summary**Kansas City (Urban)**

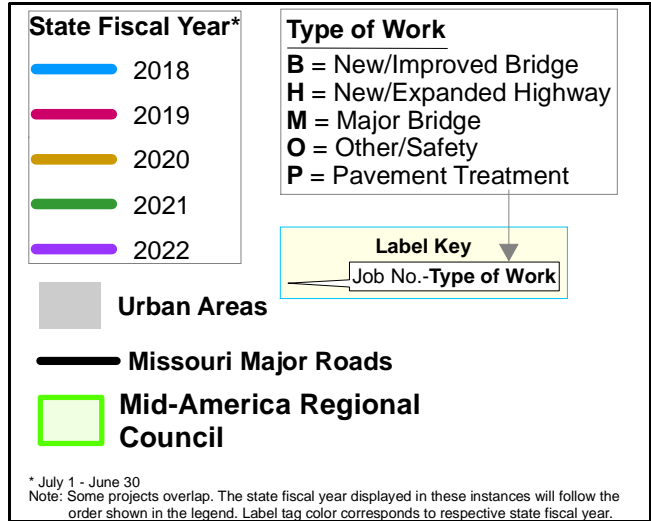
(Dollars in Millions)

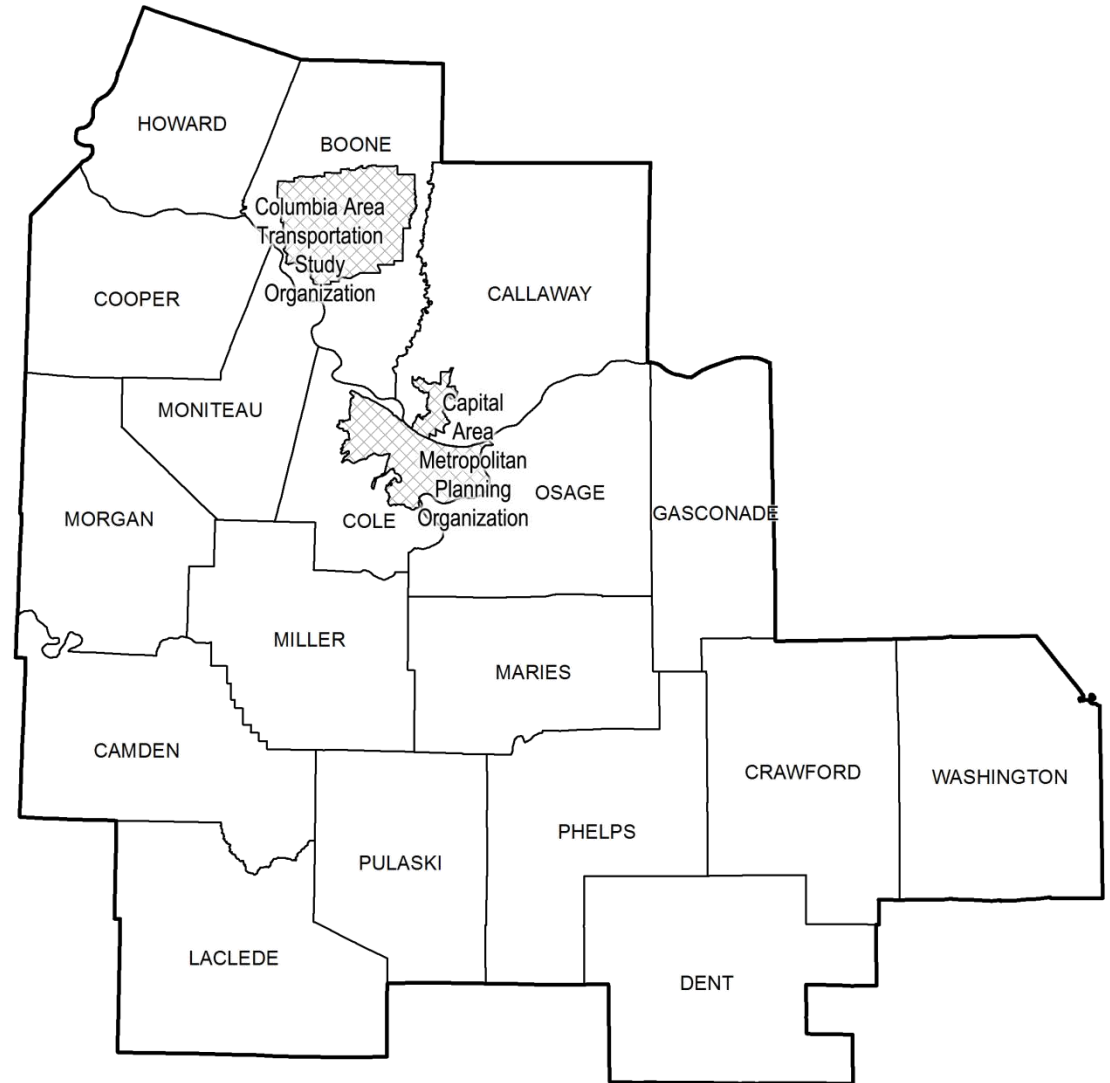
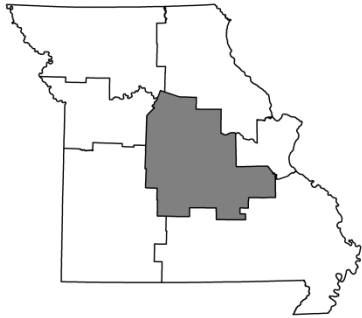
Amounts include construction and right of way, excludes engineering.

Total Categorized Funding Available by SFY	119.123	148.546	53.958	51.285	59.151
Total Flexible Funds Available	19.741	38.368	66.313	75.690	83.743
Adjustments	1.885	-0.370	-33.621	-2.308	0.000
Carryovers	-33.453				
Total Available by SFY	138.864	186.914	120.271	126.975	142.894
Total Programmed by SFY	139.706	176.277	98.418	28.079	29.799

*Note: Three percent inflation compounded annually applied to program years 2019 - 2022
Two percent construction contingency applied to construction.*

Statewide Transportation Improvement Program 2018-2022





MoDOT's Central District

PROJECT DESCRIPTION KEY

2018-2022 Highway and Bridge Construction Schedule

Construction contingency applied to construction cost in the year the project is awarded.

Three percent project growth factor compounded annually is applied to right-of-way and construction in program years 2, 3, 4, and 5.

No inflation is applied to the Funding From Other Sources (FFOS) or Payments.

Engineering includes PE costs, CE costs, and R/W incidentals.

						STATE FISCAL YEAR PROJECT BUDGETING					
						Prior Prog.	7/2017 6/2018	7/2018 6/2019	7/2019 6/2020	7/2020 6/2021	7/2021 6/2022
County:	XX	Engineering:	99	9	0	0	0	0	0	0	0
Route:	XX	R/W:	0	0	99	0	0	0	0	0	0
Job No.:		Construction:	0	0	0	999	0	0	0	0	0
Length:											
Fund Cat:	MPO:										
Sec Cat:	Award Date	Anticipated Fed Cat:									
TIP#	Future Cost:	Estimate Total:	FFOS:	0	0	0	99	0	0	0	0
			Payments:	0	99	0	0	0	0	0	0

Anticipated Federal
Funding Category^

Estimated cost range beyond 2022.

Date project is to be awarded to begin
construction (Season and calendar year for
2017 & 2018. SFY only beyond 2018).

Metropolitan Planning Organization (Y/N).

Project description and location.

County location of project.

Route location of project.

Project number used to track
project costs.

Total length in 1/100 miles.

Primary Funding Category.*

Secondary Funding Category.**

Transportation Improvement Program
number (MPO projects only).

Total project cost estimate.

Federal, Advanced CN-State,
State and Local share of project
costs.

Dollars programmed
in previous STIPs.

Dollars funded
from other
sources.

Dollars for construction,
utilities and
contingency.

Dollars for right-of-way
(land acquisition).

Dollars to be paid back for
accelerating the project or
payments to others.

Dollars for engineering that include
preliminary engineering, construction
engineering and right-of-way incidentals.

*Primary Funding Category:

Take Care of System
Statewide Interstate & Major Bridge
Safety
Statewide Safety
Flexible & Other
Amendment 3

**Secondary Funding Category:

Enhancements
Low Type Resurfacing
N - Ada Trans (ADA Transition Plan)
Preventive Maint (Preventive Maintenance)
Regional
Rehab And Reconst (Rehabilitation and Reconstruction)
Routine Maintenance
Safety
Systems Operations
Thin Lift Overlay
Urban Safety

^Anticipated Federal Funding Category:

CMAQ - Congestion Mitigation and Air Quality.

* Usually 80% Federal & 20% State funds.

Earmark - usually 80% Federal & 20% State funds.

NHFP - National Highway Freight Program.

* Usually 80% Federal & 20% State funds.

NHPP - National Highway Performance Program.

* Usually 80% Federal & 20% State funds.

* Sometimes 90% Federal & 10% State funds.

Safety - usually 90% Federal & 10% State funds.

State - No federal funds, state only funded.

STBG - Surface Transportation Block Grant program.

* Usually 80% Federal & 20% State funds.

(All Costs in Thousands)



2018-2022 Highway and Bridge Construction Schedule

Transportation Planning

P.O. Box 270
Jefferson City, MO 65102

Construction contingency applied to construction cost in the year the project is awarded.

Three percent project growth factor compounded annually is applied to right-of-way and construction costs in program years 2, 3, 4, and 5.

No inflation is applied to the Funding From Other Sources (FFOS) or Payments.

Engineering includes PE costs, CE costs and R/W incidentals.

						STATE FISCAL YEAR PROJECT BUDGETING					
						Prior Prog.	7/2017- 6/2018	7/2018- 6/2019	7/2019- 6/2020	7/2020- 6/2021	7/2021- 6/2022
County: Boone	Bridge improvements over Grindstone Creek, 0.5 mile east of Hopper Road. Project involves bridge S0352.	Engineering:	41	81	201	0	0	0	0	0	0
Route: MO 124		R/W:	0	10	0	0	0	0	0	0	0
Job No.: 5S3053		Construction:	0	0	913	0	0	0	0	0	0
Length: 0.04	MPO: N	FFOS:	0	0	0	0	0	0	0	0	0
Fund Cat: Taking Care Of System	Fed: 964 State: 241 Local: 0	Payments:	0	0	0	0	0	0	0	0	0
Sec Cat: Rehab And Reconst	Awd Date: Fall 18 Anticipated Fed Cat: NHPP										
TIP #: Future Cost: 0 Estimate Total: 1,246											
County: Boone	ADA Transition Plan improvements at various locations from Vandiver Drive to Rte. K in Columbia. \$759,000 from Statewide Transportation Alternatives funds.	Engineering:	10	194	0	0	0	0	0	0	0
Route: MO 163		R/W:	0	15	0	0	0	0	0	0	0
Job No.: 5S3218		Construction:	0	934	0	0	0	0	0	0	0
Length: 5.66	MPO: Y	FFOS:	0	759	0	0	0	0	0	0	0
Fund Cat: Taking Care Of System	Fed: 914 State: 229 Local: 0	Payments:	0	0	0	0	0	0	0	0	0
Sec Cat: N- Ada Trans	Awd Date: Spring 18 Anticipated Fed Cat: NHPP										
TIP #: Future Cost: 0 Estimate Total: 1,153											
County: Boone	Bridge improvements over Bonne Femme Creek. Project involves bridge A3125.	Engineering:	144	110	0	0	0	0	0	0	0
Route: US 63		R/W:	0	0	0	0	0	0	0	0	0
Job No.: 5P3165		Construction:	0	509	0	0	0	0	0	0	0
Length: 0.09	MPO: N	FFOS:	0	0	0	0	0	0	0	0	0
Fund Cat: Taking Care Of System	Fed: 495 State: 124 Local: 0	Payments:	0	0	0	0	0	0	0	0	0
Sec Cat: Rehab And Reconst	Awd Date: Winter 18 Anticipated Fed Cat: NHPP										
TIP #: Future Cost: 0 Estimate Total: 763											
County: Boone	Pavement improvements on the northbound and southbound lanes from Rte. 22 to Rte. 763 at Columbia.	Engineering:	0	12	335	0	0	0	0	0	0
Route: US 63		R/W:	0	0	0	0	0	0	0	0	0
Job No.: 5P3235		Construction:	0	0	4,630	0	0	0	0	0	0
Length: 15.40	MPO: Y	FFOS:	0	0	0	0	0	0	0	0	0
Fund Cat: Taking Care Of System	Fed: 3,982 State: 995 Local: 0	Payments:	0	0	0	0	0	0	0	0	0
Sec Cat: Thin Lift Overlay	Awd Date: Fall 18 Anticipated Fed Cat: NHPP										
TIP #: Future Cost: 0 Estimate Total: 4,977											
County: Boone	Bridge improvements from Rte. AC to 2.9 miles north of Rte. 54 in Callaway County. Project involves bridges A2189, A2190, A2393, A2687, A3124, A3532, A3533.	Engineering:	0	30	605	0	0	0	0	0	0
Route: US 63		R/W:	0	0	0	0	0	0	0	0	0
Job No.: 5P3287		Construction:	0	0	4,429	0	0	0	0	0	0
Length: 1.13	MPO: Y	FFOS:	0	0	0	0	0	0	0	0	0
Fund Cat: Taking Care Of System	Fed: 4,051 State: 1,013 Local: 0	Payments:	0	0	0	0	0	0	0	0	0
Sec Cat: Preventive Maint	Awd Date: 2019 Anticipated Fed Cat: NHPP										
TIP #: Future Cost: 0 Estimate Total: 5,064											

* Subject to the approval of the Transportation Improvement Program by the governing Metropolitan Planning Organization.

Jun-8-2017

Section 4 - 1

District Central

Dollars in Thousands



2018-2022 Highway and Bridge Construction Schedule

Transportation Planning

P.O. Box 270
Jefferson City, MO 65102

Construction contingency applied to construction cost in the year the project is awarded.

Three percent project growth factor compounded annually is applied to right-of-way and construction costs in program years 2, 3, 4, and 5.

No inflation is applied to the Funding From Other Sources (FFOS) or Payments.

Engineering includes PE costs, CE costs and R/W incidentals.

Construction contingency applied to construction cost in the year the project is awarded. Three percent project growth factor compounded annually is applied to right-of-way and construction costs in program years 2, 3, 4, and 5. No inflation is applied to the Funding From Other Sources (FFOS) or Payments. Engineering includes PE costs, CE costs and R/W incidentals.										STATE FISCAL YEAR PROJECT BUDGETING						
										Prior Prog.	7/2017- 6/2018	7/2018- 6/2019	7/2019- 6/2020	7/2020- 6/2021	7/2021- 6/2022	
County: Boone	Pavement and ADA Transition Plan improvements from Bus. 70 to Rte. 740 in Columbia.									Engineering:	114	238	0	0	0	0
Route: MO 763										R/W:	55	0	0	0	0	0
Job No.: 5S3159										Construction:	0	2,048	0	0	0	0
Length: 2.03	MPO: Y								FFOS:	0	0	0	0	0	0	
Fund Cat: Taking Care Of System			AC-State: 1,828	State: 458	Local: 0					Payments:	0	0	0	0	0	
Sec Cat: Thin Lift Overlay	Awd Date: Winter 18	Anticipated Fed Cat: NHPP														
TIP #: 2017-2	Future Cost: 0	Estimate Total: 2,455														
County: Boone	Bridge improvements over I-70. Project involves bridge A0152.									Engineering:	142	952	0	0	0	0
Route: RT BB										R/W:	0	5	0	0	0	0
Job No.: 5S3169										Construction:	0	3,141	0	0	0	0
Length: 0.08	MPO: N								FFOS:	0	0	0	0	0	0	
Fund Cat: Taking Care Of System			Fed: 3,279	State: 819	Local: 0					Payments:	0	0	0	0	0	
Sec Cat: Rehab And Reconst	Awd Date: Winter 18	Anticipated Fed Cat: NHPP														
TIP #: 2017-2	Future Cost: 0	Estimate Total: 4,240														
County: Boone	Bridge improvements over Hinkson Creek. Project involves bridge N0852.									Engineering:	0	10	20	93	0	0
Route: RT HH										R/W:	0	0	0	0	0	0
Job No.: 5S3249										Construction:	0	0	0	587	0	0
Length: 0.06	MPO: Y								FFOS:	0	0	0	0	0	0	
Fund Cat: Taking Care Of System			AC-State: 568	State: 142	Local: 0					Payments:	0	0	0	0	0	
Sec Cat: Rehab And Reconst	Awd Date: 2020	Anticipated Fed Cat: STBG														
TIP #: 2017-2	Future Cost: 0	Estimate Total: 710														
County: Boone	Pavement and ADA Transition Plan improvements from Rte. Y to Rte. DD. Includes pavement and ADA Transition Plan improvements on Rte. B and Rte. 124 in Hallsville. \$241,000 from Statewide Transportation Alternatives funds.									Engineering:	0	11	81	0	0	0
Route: RT M										R/W:	0	10	0	0	0	0
Job No.: 5S3232										Construction:	0	0	958	0	0	0
Length: 2.23	MPO: N								FFOS:	0	0	241	0	0	0	
Fund Cat: Taking Care Of System			Fed: 848	State: 212	Local: 0					Payments:	0	0	0	0	0	
Sec Cat: Thin Lift Overlay	Awd Date: 2019	Anticipated Fed Cat: STBG														
TIP #: 2017-2	Future Cost: 0	Estimate Total: 1,060														
County: Boone	Payment to Columbia for pavement and shoulder improvements from Mexico Gravel Road to Clark Lane in Columbia.									Engineering:	0	0	1	0	0	0
Route: RT PP										R/W:	0	0	0	0	0	0
Job No.: 5S3227										Construction:	0	0	1,800	0	0	0
Length: 1.52	MPO: Y								FFOS:	0	0	0	0	0	0	
Fund Cat: Taking Care Of System			Fed: 0	State: 1,801	Local: 0					Payments:	0	0	0	0	0	
Sec Cat: Rehab And Reconst	Awd Date: N/A	Anticipated Fed Cat: State														
TIP #: 2017-2	Future Cost: 0	Estimate Total: 1,801														

* Subject to the approval of the Transportation Improvement Program by the governing Metropolitan Planning Organization.

Jun-8-2017

Section 4 - 2

District Central

Dollars in Thousands



2018-2022 Highway and Bridge Construction Schedule

Transportation Planning

P.O. Box 270
Jefferson City, MO 65102

Construction contingency applied to construction cost in the year the project is awarded.

Three percent project growth factor compounded annually is applied to right-of-way and construction costs in program years 2, 3, 4, and 5.

No inflation is applied to the Funding From Other Sources (FFOS) or Payments.

Engineering includes PE costs, CE costs and R/W incidentals.

						STATE FISCAL YEAR PROJECT BUDGETING					
						Prior Prog.	7/2017- 6/2018	7/2018- 6/2019	7/2019- 6/2020	7/2020- 6/2021	7/2021- 6/2022
County:	Boone	Pavement and shoulder improvements from Rte. M to Rte. J in Callaway County. Includes pavement and shoulder improvements on Rte. 163 from Rte. K to Rte. H. Includes pavement improvements on Rte. N and WW in Boone County and Rte. F, J, MM and NN in Callaway County.				Engineering:	0	49	48	0	0
Route:	RT Y					R/W:	0	5	0	0	0
Job No.:	SS3257					Construction:	0	0	5,738	0	0
Length:	75.88	MPO: Y				FFOS:	0	0	0	0	0
Fund Cat:	Taking Care Of System	AC-State:	4,671	State:	1,169	Local:	0				
Sec Cat:	Thin Lift Overlay	Awd Date:	Fall 18	Anticipated Fed Cat:	STBG	Payments:	0	0	0	0	0
TIP #:		Future Cost:	0	Estimate Total:	5,840						
County:	Callaway	Pavement and ADA Transition Plan improvements from Rte. H to Rte. 54 at Fulton. Two disconnected sections. \$1,304,000 from Statewide Transportation Alternatives funds.				Engineering:	10	562	0	0	0
Route:	BU 54					R/W:	0	9	0	0	0
Job No.:	SS3207					Construction:	0	2,826	0	0	0
Length:	4.83	MPO: N				FFOS:	0	1,304	0	0	0
Fund Cat:	Taking Care Of System	Fed:	2,718	State:	679	Local:	0				
Sec Cat:	Thin Lift Overlay	Awd Date:	Fall 17	Anticipated Fed Cat:	NHPP	Payments:	0	0	0	0	0
TIP #:		Future Cost:	0	Estimate Total:	3,407						
County:	Callaway	Pavement improvements on eastbound and westbound lanes from the bridge over Cedar Creek to east of Rte. 54.				Engineering:	10	14	14	422	0
Route:	IS 70					R/W:	0	0	0	0	0
Job No.:	5I3137					Construction:	0	0	0	6,177	0
Length:	11.50	MPO: N				FFOS:	0	0	0	0	0
Fund Cat:	Taking Care Of System	Fed:	5,965	State:	662	Local:	0				
Sec Cat:	Preventive Maint	Awd Date:	2020	Anticipated Fed Cat:	NHPP	Payments:	0	0	0	0	0
TIP #:		Future Cost:	0	Estimate Total:	6,637						
County:	Callaway	Bridge improvements over Rte. 54. Includes bridge improvements on Rte. 94 over Little Tavern Creek in Callaway County and West Main over Rte. 54/Rte. 63 in Cole County. Project involves bridges A3451, A4265 and A4662.				Engineering:	0	24	25	333	0
Route:	RT AE					R/W:	0	0	10	0	0
Job No.:	SS3261					Construction:	0	0	0	1,830	0
Length:	0.12	MPO: Y				FFOS:	0	0	0	0	0
Fund Cat:	Taking Care Of System	Fed:	1,777	State:	445	Local:	0				
Sec Cat:	Preventive Maint	Awd Date:	2020	Anticipated Fed Cat:	NHPP	Payments:	0	0	0	0	0
TIP #:		Future Cost:	0	Estimate Total:	2,222						
County:	Callaway	Pavement improvements from Rte. 54 to Rte. 19 in Montgomery County. Includes Rte. E from Rte. DD to Rte. 54.				Engineering:	2	181	0	0	0
Route:	RT B					R/W:	0	1	0	0	0
Job No.:	SS3187					Construction:	0	2,265	0	0	0
Length:	33.50	MPO: N				FFOS:	0	0	0	0	0
Fund Cat:	Taking Care Of System	AC-State:	1,958	State:	489	Local:	0				
Sec Cat:	Thin Lift Overlay	Awd Date:	Fall 17	Anticipated Fed Cat:	STBG	Payments:	0	0	0	0	0
TIP #:		Future Cost:	0	Estimate Total:	2,449						

* Subject to the approval of the Transportation Improvement Program by the governing Metropolitan Planning Organization.

Jun-8-2017

Section 4 - 3

District Central

Dollars in Thousands



2018-2022 Highway and Bridge Construction Schedule

Transportation Planning

P.O. Box 270
Jefferson City, MO 65102

Construction contingency applied to construction cost in the year the project is awarded.

Three percent project growth factor compounded annually is applied to right-of-way and construction costs in program years 2, 3, 4, and 5.

No inflation is applied to the Funding From Other Sources (FFOS) or Payments.

Engineering includes PE costs, CE costs and R/W incidentals.

Construction contingency applied to construction cost in the year the project is awarded. Three percent project growth factor compounded annually is applied to right-of-way and construction costs in program years 2, 3, 4, and 5. No inflation is applied to the Funding From Other Sources (FFOS) or Payments. Engineering includes PE costs, CE costs and R/W incidentals.										STATE FISCAL YEAR PROJECT BUDGETING					
										Prior Prog.	7/2017- 6/2018	7/2018- 6/2019	7/2019- 6/2020	7/2020- 6/2021	7/2021- 6/2022
County: Callaway Route: RT BB Job No.: 5S3245 Length: 12.57 MPO: N Fund Cat: Taking Care Of System Sec Cat: Thin Lift Overlay TIP #:	Pavement improvements from Rte. 54 to Rte. AA. AC-State: 890 State: 223 Local: 0 Awd Date: 2020 Anticipated Fed Cat: STBG Future Cost: 0 Estimate Total: 1,113				Engineering:	0	10	10	103	0	0				
						R/W:	0	0	0	0	0	0			
						Construction:	0	0	0	990	0	0			
						FFOS:	0	0	0	0	0	0			
						Payments:	0	0	0	0	0	0			
County: Callaway Route: RT D Job No.: 5S3234 Length: 0.10 MPO: N Fund Cat: Taking Care Of System Sec Cat: Rehab And Reconst TIP #:	Bridge improvements over I-70. Project involves bridge A0027. AC-State: 1,386 State: 346 Local: 0 Awd Date: 2020 Anticipated Fed Cat: STBG Future Cost: 0 Estimate Total: 1,732				Engineering:	0	50	50	300	0	0				
						R/W:	0	0	0	0	0	0			
						Construction:	0	0	0	1,332	0	0			
						FFOS:	0	0	0	0	0	0			
						Payments:	0	0	0	0	0	0			
County: Callaway Route: RT M Job No.: 5S3177 Length: 0.09 MPO: N Fund Cat: Taking Care Of System Sec Cat: Rehab And Reconst TIP #:	Bridge improvements over Auxvasse Creek. Project involves bridge R0607. Fed: 976 State: 244 Local: 0 Awd Date: Fall 18 Anticipated Fed Cat: NHPP Future Cost: 0 Estimate Total: 1,250				Engineering:	30	81	204	0	0	0				
						R/W:	0	10	0	0	0	0			
						Construction:	0	0	925	0	0	0			
						FFOS:	0	0	0	0	0	0			
						Payments:	0	0	0	0	0	0			
County: Callaway Route: RT O Job No.: 5S3231 Length: 15.32 MPO: N Fund Cat: Taking Care Of System Sec Cat: Thin Lift Overlay TIP #:	Pavement and shoulder improvements from 0.2 mile east of Rte. C at Fulton to Rte. D. AC-State: 4,022 State: 1,005 Local: 0 Awd Date: Fall 18 Anticipated Fed Cat: STBG Future Cost: 0 Estimate Total: 5,027				Engineering:	0	127	847	0	0	0				
						R/W:	0	5	0	0	0	0			
						Construction:	0	0	4,048	0	0	0			
						FFOS:	0	0	0	0	0	0			
						Payments:	0	0	0	0	0	0			
County: Camden Route: MO 5 Job No.: 5P3126 Length: 8.29 MPO: N Fund Cat: Taking Care Of System Sec Cat: Thin Lift Overlay TIP #:	Pavement improvements on the southbound and northbound lanes from 0.6 mile north of Pier Thirty One Road to near Rte. 7 south junction. AC-State: 2,410 State: 602 Local: 0 Awd Date: Winter 18 Anticipated Fed Cat: NHPP Future Cost: 0 Estimate Total: 3,032				Engineering:	20	216	0	0	0	0				
						R/W:	0	0	0	0	0	0			
						Construction:	0	2,796	0	0	0	0			
						FFOS:	0	0	0	0	0	0			
						Payments:	0	0	0	0	0	0			

* Subject to the approval of the Transportation Improvement Program by the governing Metropolitan Planning Organization.

Jun-8-2017

Section 4 - 4

District Central

Dollars in Thousands



2018-2022 Highway and Bridge Construction Schedule

Transportation Planning

P.O. Box 270
Jefferson City, MO 65102

Construction contingency applied to construction cost in the year the project is awarded.

Three percent project growth factor compounded annually is applied to right-of-way and construction costs in program years 2, 3, 4, and 5.

No inflation is applied to the Funding From Other Sources (FFOS) or Payments.

Engineering includes PE costs, CE costs and R/W incidentals.

Construction contingency applied to construction cost in the year the project is awarded. Three percent project growth factor compounded annually is applied to right-of-way and construction costs in program years 2, 3, 4, and 5. No inflation is applied to the Funding From Other Sources (FFOS) or Payments. Engineering includes PE costs, CE costs and R/W incidentals.										STATE FISCAL YEAR PROJECT BUDGETING						
										Prior Prog.	7/2017- 6/2018	7/2018- 6/2019	7/2019- 6/2020	7/2020- 6/2021	7/2021- 6/2022	
County: Camden	Pavement improvements from Rte. 7 to Rte. 64 at Lebanon.									Engineering:	4	62	0	0	0	0
Route: MO 5										R/W:	0	0	0	0	0	0
Job No.: 5P3210										Construction:	0	661	0	0	0	0
Length: 21.66	MPO: N								FFOS:	0	0	0	0	0	0	
Fund Cat: Taking Care Of System	AC-State: 579 State: 144 Local: 0							Payments:	0	0	0	0	0	0		
Sec Cat: Thin Lift Overlay	Awd Date: Winter 18	Anticipated Fed Cat: NHPP														
TIP #:	Future Cost: 0							Estimate Total: 727								
County: Camden	Safety improvements from Camdenton to west of Rte. KK.									Engineering:	0	394	0	0	0	0
Route: US 54										R/W:	0	10	0	0	0	0
Job No.: 5P3246										Construction:	0	1,857	0	0	0	0
Length: 6.30	MPO: N								FFOS:	0	0	0	0	0	0	
Fund Cat: Safety	Fed: 2,035 State: 226 Local: 0							Payments:	0	0	0	0	0	0		
Sec Cat: Safety	Awd Date: Spring 18	Anticipated Fed Cat: Safety														
TIP #:	Future Cost: 0							Estimate Total: 2,261								
County: Camden	Bridge improvements over the Lake of the Ozarks. Project involves bridge J0832.									Engineering:	0	5	5	5	85	0
Route: US 54										R/W:	0	0	0	0	0	0
Job No.: 5P3270										Construction:	0	0	0	0	926	0
Length: 0.40	MPO: N								FFOS:	0	0	0	0	0	0	
Fund Cat: Taking Care Of System	Fed: 821 State: 205 Local: 0							Payments:	0	0	0	0	0	0		
Sec Cat: Rehab And Reconst	Awd Date: 2021	Anticipated Fed Cat: NHPP														
TIP #:	Future Cost: 0							Estimate Total: 1,026								
County: Camden	Bridge improvements over Minnow Brook Creek. Project involves bridge A1905.									Engineering:	0	10	22	106	0	0
Route: RT D										R/W:	0	0	10	0	0	0
Job No.: 5S3262										Construction:	0	0	0	526	0	0
Length: 0.06	MPO: N								FFOS:	0	0	0	0	0	0	
Fund Cat: Taking Care Of System	AC-State: 540 State: 134 Local: 0							Payments:	0	0	0	0	0	0		
Sec Cat: Rehab And Reconst	Awd Date: 2020	Anticipated Fed Cat: STBG														
TIP #:	Future Cost: 0							Estimate Total: 674								
County: Camden	Bridge improvements over Niangua and Rainwater Branch 3.6 miles south of Rte. 7. Project involves bridges S0391 and S0392.									Engineering:	228	981	0	0	0	0
Route: RT J										R/W:	0	164	0	0	0	0
Job No.: 5S0276										Construction:	0	3,138	0	0	0	0
Length: 0.70	MPO: N								FFOS:	0	0	0	0	0	0	
Fund Cat: Taking Care Of System	Fed: 3,426 State: 857 Local: 0							Payments:	0	0	0	0	0	0		
Sec Cat: Rehab And Reconst	Awd Date: Spring 18	Anticipated Fed Cat: NHPP														
TIP #:	Future Cost: 0							Estimate Total: 4,511								

* Subject to the approval of the Transportation Improvement Program by the governing Metropolitan Planning Organization.

Jun-8-2017

Section 4 - 5

District Central

Dollars in Thousands



2018-2022 Highway and Bridge Construction Schedule

Construction contingency applied to construction cost in the year the project is awarded.

Three percent project growth factor compounded annually is applied to right-of-way and construction costs in program years 2, 3, 4, and 5.

No inflation is applied to the Funding From Other Sources (FFOS) or Payments.

Engineering includes PE costs, CE costs and R/W incidentals.

Construction contingency applied to construction cost in the year the project is awarded. Three percent project growth factor compounded annually is applied to right-of-way and construction costs in program years 2, 3, 4, and 5. No inflation is applied to the Funding From Other Sources (FFOS) or Payments. Engineering includes PE costs, CE costs and R/W incidentals.							STATE FISCAL YEAR PROJECT BUDGETING					
							Prior Prog.	7/2017- 6/2018	7/2018- 6/2019	7/2019- 6/2020	7/2020- 6/2021	7/2021- 6/2022
County: Camden	Pavement and shoulder improvements from Rte. 54 to end of state maintenance. Includes					Engineering:	0	10	240	0	0	0
Route: RT KK	pavement improvements on Bus. 54, Rte. MM, Osage Beach Parkway, and Rte. 242 in					R/W:	0	0	0	0	0	0
Job No.: 5S3271	Camden County and Bus. 54 in Miller County.					Construction:	0	0	1,845	0	0	0
Length: 6.57	MPO: N					FFOS:	0	0	0	0	0	
Fund Cat: Taking Care Of System		AC-State: 1,676	State: 419	Local: 0		Payments:	0	0	0	0	0	
Sec Cat: Thin Lift Overlay	Awd Date: Fall 18	Anticipated Fed Cat:	STBG									
TIP #:	Future Cost: 0	Estimate Total:	2,095									
County: Cole	Pavement and shoulder improvements from Rte. 54 to Rte. 52. Includes pavement and					Engineering:	41	677	0	0	0	0
Route: MO 17	shoulder improvements on Rte. H from Rte. 17 to end of state maintenance.					R/W:	0	10	0	0	0	0
Job No.: 5P3194						Construction:	0	2,732	0	0	0	0
Length: 15.71	MPO: N					FFOS:	0	0	0	0	0	
Fund Cat: Taking Care Of System		Fed: 2,735	State: 684	Local: 0		Payments:	0	0	0	0	0	
Sec Cat: Thin Lift Overlay	Awd Date: Fall 17	Anticipated Fed Cat:	STBG									
TIP #:	Future Cost: 0	Estimate Total:	3,460									
County: Cole	Pavement improvements on Rte. 50 Outer Roads in Jefferson City. Includes ramps at					Engineering:	1	94	0	0	0	0
Route: OR 50	Rte. 50 and Truman Boulevard interchange. Includes a portion of Missouri Boulevard, a					R/W:	0	0	0	0	0	0
Job No.: 5P3200	portion of Truman Boulevard, and a portion of Big Horn Drive.					Construction:	0	1,189	0	0	0	0
Length: 3.79	MPO: Y					FFOS:	0	0	0	0	0	
Fund Cat: Taking Care Of System		AC-State: 1,026	State: 257	Local: 0		Payments:	0	0	0	0	0	
Sec Cat: Thin Lift Overlay	Awd Date: Fall 17	Anticipated Fed Cat:	STBG									
TIP #: 2017-03	Future Cost: 0	Estimate Total:	1,284									
County: Cole	Pavement, bridge and guardrail improvements from just west of Stadium Boulevard in					Engineering:	20	215	0	0	0	0
Route: US 54	Jefferson City to west of the Missouri River bridge. Project involves twin bridges A1307					R/W:	0	0	0	0	0	0
Job No.: 5P3118	and A1672.					Construction:	0	2,597	0	0	0	0
Length: 1.84	MPO: Y					FFOS:	0	0	0	0	0	
Fund Cat: Taking Care Of System		AC-State: 2,250	State: 562	Local: 0		Payments:	0	0	0	0	0	
Sec Cat: Thin Lift Overlay	Awd Date: Fall 17	Anticipated Fed Cat:	NHPP									
TIP #: 2016-07	Future Cost: 0	Estimate Total:	2,832									
County: Cole	Pavement improvements on the eastbound and westbound lanes from Rte. E to near					Engineering:	35	10	284	0	0	0
Route: US 54	Stadium Boulevard in Jefferson City.					R/W:	0	0	0	0	0	0
Job No.: 5P3121						Construction:	0	0	3,800	0	0	0
Length: 11.34	MPO: Y					FFOS:	0	0	0	0	0	
Fund Cat: Taking Care Of System		Fed: 3,275	State: 819	Local: 0		Payments:	0	0	0	0	0	
Sec Cat: Thin Lift Overlay	Awd Date: Fall 18	Anticipated Fed Cat:	NHPP									
TIP #: 2016-08	Future Cost: 0	Estimate Total:	4,129									

* Subject to the approval of the Transportation Improvement Program by the governing Metropolitan Planning Organization.



2018-2022 Highway and Bridge Construction Schedule

Transportation Planning

P.O. Box 270
Jefferson City, MO 65102

Construction contingency applied to construction cost in the year the project is awarded.

Three percent project growth factor compounded annually is applied to right-of-way and construction costs in program years 2, 3, 4, and 5.

No inflation is applied to the Funding From Other Sources (FFOS) or Payments.

Engineering includes PE costs, CE costs and R/W incidentals.

						STATE FISCAL YEAR PROJECT BUDGETING					
						Prior Prog.	7/2017- 6/2018	7/2018- 6/2019	7/2019- 6/2020	7/2020- 6/2021	7/2021- 6/2022
County: Cole	Pavement improvements on the eastbound and westbound lanes from Miller County to	Engineering:	35	294	0	0	0	0	0	0	0
Route: US 54	Rte. E.	R/W:	0	0	0	0	0	0	0	0	0
Job No.: 5P3128		Construction:	0	3,808	0	0	0	0	0	0	0
Length: 7.24	MPO: N	FFOS:	0	0	0	0	0	0	0	0	0
Fund Cat: Taking Care Of System	AC-State: 3,282 State: 820 Local: 0	Payments:	0	0	0	0	0	0	0	0	0
Sec Cat: Thin Lift Overlay	Awd Date: Fall 17 Anticipated Fed Cat: NHPP										
TIP #: Future Cost: 0 Estimate Total: 4,137											
County: Cole	Bridge improvements at Dix Road over Rte. 50 in Jefferson City. Project involves bridge	Engineering:	27	5	68	0	0	0	0	0	0
Route: CST DIX RD	A1187.	R/W:	0	0	0	0	0	0	0	0	0
Job No.: 5P3015		Construction:	0	0	947	0	0	0	0	0	0
Length: 0.06	MPO: Y	FFOS:	0	0	0	0	0	0	0	0	0
Fund Cat: Taking Care Of System	Fed: 816 State: 204 Local: 0	Payments:	0	0	0	0	0	0	0	0	0
Sec Cat: Rehab And Reconst	Awd Date: 2019 Anticipated Fed Cat: NHPP										
TIP #: 2013-05 Future Cost: 0 Estimate Total: 1,047											
County: Cole	Pavement and shoulder improvements from Rte. B to Rte. 50. Includes pavement and	Engineering:	0	40	40	566	0	0	0	0	0
Route: RT M	shoulder improvements on Rte. E from Rte. 54 to Rte. B. Project also includes pavement	R/W:	0	0	0	0	0	0	0	0	0
Job No.: 5S3230	improvements on Rte. W, Rte. Y and Rte. J.	Construction:	0	0	0	2,851	0	0	0	0	0
Length: 25.54	MPO: Y	FFOS:	0	0	0	0	0	0	0	0	0
Fund Cat: Taking Care Of System	AC-State: 2,798 State: 699 Local: 0	Payments:	0	0	0	0	0	0	0	0	0
Sec Cat: Thin Lift Overlay	Awd Date: 2020 Anticipated Fed Cat: STBG										
TIP #: Future Cost: 0 Estimate Total: 3,497											
County: Cooper	Pavement and shoulder improvements from I-70 to Rte. 50.	Engineering:	0	50	79	424	0	0	0	0	0
Route: MO 135		R/W:	0	0	5	0	0	0	0	0	0
Job No.: 5P3237		Construction:	0	0	0	4,467	0	0	0	0	0
Length: 26.20	MPO: N	FFOS:	0	0	0	0	0	0	0	0	0
Fund Cat: Taking Care Of System	Fed: 4,021 State: 1,004 Local: 0	Payments:	0	0	0	0	0	0	0	0	0
Sec Cat: Thin Lift Overlay	Awd Date: 2020 Anticipated Fed Cat: STBG										
TIP #: Future Cost: 0 Estimate Total: 5,025											
County: Cooper	Bridge improvements over Petite Saline Creek. Project involves bridge A1831.	Engineering:	56	102	348	0	0	0	0	0	0
Route: MO 179		R/W:	0	10	0	0	0	0	0	0	0
Job No.: 5S3173		Construction:	0	0	1,455	0	0	0	0	0	0
Length: 0.10	MPO: N	FFOS:	0	0	0	0	0	0	0	0	0
Fund Cat: Taking Care Of System	Fed: 1,532 State: 383 Local: 0	Payments:	0	0	0	0	0	0	0	0	0
Sec Cat: Rehab And Reconst	Awd Date: Fall 18 Anticipated Fed Cat: NHPP										
TIP #: Future Cost: 0 Estimate Total: 1,971											

* Subject to the approval of the Transportation Improvement Program by the governing Metropolitan Planning Organization.

Jun-8-2017

Section 4 - 7

District Central

Dollars in Thousands



2018-2022 Highway and Bridge Construction Schedule

Transportation Planning

P.O. Box 270
Jefferson City, MO 65102

Construction contingency applied to construction cost in the year the project is awarded.

Three percent project growth factor compounded annually is applied to right-of-way and construction costs in program years 2, 3, 4, and 5.

No inflation is applied to the Funding From Other Sources (FFOS) or Payments.

Engineering includes PE costs, CE costs and R/W incidentals.

Construction contingency applied to construction cost in the year the project is awarded. Three percent project growth factor compounded annually is applied to right-of-way and construction costs in program years 2, 3, 4, and 5. No inflation is applied to the Funding From Other Sources (FFOS) or Payments. Engineering includes PE costs, CE costs and R/W incidentals.											STATE FISCAL YEAR PROJECT BUDGETING					
											Prior Prog.	7/2017- 6/2018	7/2018- 6/2019	7/2019- 6/2020	7/2020- 6/2021	7/2021- 6/2022
County: Cooper Route: IS 70 Job No.: 0I3003Z Length: 78.02 MPO: Y Fund Cat: Statewide Interstate And Major Bridge Sec Cat: Preventive Maint Awd Date: Fall 17 Anticipated Fed Cat: NHPP TIP #: Future Cost: 0 Estimate Total: 541	Engineering: R/W: Construction: FFOS: Payments:	0 0 0 0 0 0	41 0 500 0 0 0	0 0 0 0 0 0	0 0 0 0 0 0	0 0 0 0 0 0										
County: Cooper Route: IS 70 Job No.: 0I3004I Length: 78.03 MPO: Y Fund Cat: Statewide Interstate And Major Bridge Sec Cat: Preventive Maint Awd Date: Spring 18 Anticipated Fed Cat: NHPP TIP #: Future Cost: 0 Estimate Total: 273	Engineering: R/W: Construction: FFOS: Payments:	0 0 0 0 0 0	23 0 250 0 0 0	0 0 0 0 0 0	0 0 0 0 0 0	0 0 0 0 0 0										
County: Cooper Route: IS 70 Job No.: 0I3004Z Length: 78.02 MPO: Y Fund Cat: Statewide Interstate And Major Bridge Sec Cat: Preventive Maint Awd Date: Spring 18 Anticipated Fed Cat: NHPP TIP #: Future Cost: 0 Estimate Total: 273	Engineering: R/W: Construction: FFOS: Payments:	0 0 0 0 0 0	23 0 250 0 0 0	0 0 0 0 0 0	0 0 0 0 0 0	0 0 0 0 0 0										
County: Cooper Route: IS 70 Job No.: 5I3000 Length: 0.40 MPO: N Fund Cat: Statewide Interstate And Major Bridge Sec Cat: Preventive Maint Awd Date: 2019 Anticipated Fed Cat: NHPP TIP #: Future Cost: 0 Estimate Total: 15,746	Engineering: R/W: Construction: FFOS: Payments:	151 0 0 0 0 0	725 0 0 12,835 0 0	2,035 0 0 0 0 0	0 0 0 0 0 0	0 0 0 0 0 0										
County: Cooper Route: MO 87 Job No.: 5S3166 Length: 0.09 MPO: N Fund Cat: Taking Care Of System Sec Cat: Rehab And Reconst Awd Date: Winter 18 Anticipated Fed Cat: NHPP TIP #: Future Cost: 0 Estimate Total: 7,197	Engineering: R/W: Construction: FFOS: Payments:	140 0 0 0 0 0	1,643 5 5,409 0 0 0	0 0 0 0 0 0	0 0 0 0 0 0	0 0 0 0 0 0										

* Subject to the approval of the Transportation Improvement Program by the governing Metropolitan Planning Organization.

Jun-8-2017

Section 4 - 8

District Central

Dollars in Thousands



2018-2022 Highway and Bridge Construction Schedule

Transportation Planning

P.O. Box 270
Jefferson City, MO 65102

Construction contingency applied to construction cost in the year the project is awarded.

Three percent project growth factor compounded annually is applied to right-of-way and construction costs in program years 2, 3, 4, and 5.

No inflation is applied to the Funding From Other Sources (FFOS) or Payments.

Engineering includes PE costs, CE costs and R/W incidentals.

Construction contingency applied to construction cost in the year the project is awarded. Three percent project growth factor compounded annually is applied to right-of-way and construction costs in program years 2, 3, 4, and 5. No inflation is applied to the Funding From Other Sources (FFOS) or Payments. Engineering includes PE costs, CE costs and R/W incidentals.							STATE FISCAL YEAR PROJECT BUDGETING					
							Prior Prog.	7/2017- 6/2018	7/2018- 6/2019	7/2019- 6/2020	7/2020- 6/2021	7/2021- 6/2022
County: Cooper Route: MO 87 Job No.: 5S3286 Length: 33.18 MPO: N Fund Cat: Taking Care Of System Sec Cat: Thin Lift Overlay TIP #:	Pavement improvements from Rte. 5 at Booneville to Rte. O at California. Includes ADA Transition Plan improvements in Booneville.					Engineering: 0 R/W: 0 Construction: 0 FFOS: 0 Payments: 0	23 10 0 0 0	200 0 2,686 0 0	0 0 0 0 0	0 0 0 0 0	0 0 0 0 0	
	Fed: 2,336 State: 583 Local: 0	Awd Date: Fall 18 Anticipated Fed Cat: STBG										
	Future Cost: 0 Estimate Total: 2,919											
County: Cooper Route: RT DD Job No.: 5S3260 Length: 0.20 MPO: N Fund Cat: Taking Care Of System Sec Cat: Rehab And Reconst TIP #:	Bridge improvements over Flat Creek. Project involves bridge P0227.					Engineering: 0 R/W: 0 Construction: 0 FFOS: 0 Payments: 0	50 0 0 0 0	51 1 0 0 0	166 0 891 0 0	0 0 0 0 0	0 0 0 0 0	
	AC-State: 928 State: 231 Local: 0	Awd Date: 2020 Anticipated Fed Cat: STBG										
	Future Cost: 0 Estimate Total: 1,159											
County: Cooper Route: RT K Job No.: 5S3251 Length: 0.10 MPO: N Fund Cat: Taking Care Of System Sec Cat: Rehab And Reconst TIP #:	Bridge improvements over Blackwater River. Project involves bridge A1382.					Engineering: 0 R/W: 0 Construction: 0 FFOS: 0 Payments: 0	20 0 0 0 0	40 0 0 0 0	148 0 996 0 0	0 0 0 0 0	0 0 0 0 0	
	AC-State: 963 State: 241 Local: 0	Awd Date: 2020 Anticipated Fed Cat: STBG										
	Future Cost: 0 Estimate Total: 1,204											
County: Cooper Route: RT M Job No.: 5S3076 Length: 0.14 MPO: N Fund Cat: Taking Care Of System Sec Cat: Rehab And Reconst TIP #:	Bridge improvements over the Lamine River. Project involves bridge G0366.					Engineering: 71 R/W: 0 Construction: 0 FFOS: 0 Payments: 0	318 15 0 0 0	799 0 3,619 0 0	0 0 0 0 0	0 0 0 0 0	0 0 0 0 0	
	Fed: 3,801 State: 950 Local: 0	Awd Date: Fall 18 Anticipated Fed Cat: NHPP										
	Future Cost: 0 Estimate Total: 4,822											
County: Crawford Route: MO 19 Job No.: 5S3278 Length: 28.57 MPO: N Fund Cat: Taking Care Of System Sec Cat: Thin Lift Overlay TIP #:	Pavement improvements from Rte. HH at Cherryville to Rte. 68 near Salem. Includes pavement improvements on Rte. BB from Rte. 8 to the end of state maintenance.					Engineering: 0 R/W: 0 Construction: 0 FFOS: 0 Payments: 0	3 0 0 0 0	3 0 0 0 0	144 0 1,993 0 0	0 0 0 0 0	0 0 0 0 0	
	AC-State: 1,713 State: 430 Local: 0	Awd Date: 2020 Anticipated Fed Cat: STBG										
	Future Cost: 0 Estimate Total: 2,143											

* Subject to the approval of the Transportation Improvement Program by the governing Metropolitan Planning Organization.

Jun-8-2017

Section 4 - 9

District Central

Dollars in Thousands



2018-2022 Highway and Bridge Construction Schedule

Transportation Planning

P.O. Box 270
Jefferson City, MO 65102

Construction contingency applied to construction cost in the year the project is awarded.

Three percent project growth factor compounded annually is applied to right-of-way and construction costs in program years 2, 3, 4, and 5.

No inflation is applied to the Funding From Other Sources (FFOS) or Payments.

Engineering includes PE costs, CE costs and R/W incidentals.

						STATE FISCAL YEAR PROJECT BUDGETING					
						Prior Prog.	7/2017- 6/2018	7/2018- 6/2019	7/2019- 6/2020	7/2020- 6/2021	7/2021- 6/2022
County: Crawford	Pavement improvements from Rte. C in Bourbon to Rte. H. Includes pavement improvements from Old Rte. 66 to Rte. UU and from Rte. UU to East Grand Street in Cuba.	Engineering:	0	2	60	0	0	0	0	0	0
Route: OR 44		R/W:	0	0	0	0	0	0	0	0	0
Job No.: SS3247		Construction:	0	0	786	0	0	0	0	0	0
Length: 11.95	MPO: N	FFOS:	0	0	0	0	0	0	0	0	0
Fund Cat: Taking Care Of System	Fed: 0 State: 848 Local: 0	Payments:	0	0	0	0	0	0	0	0	0
Sec Cat: Thin Lift Overlay	Awd Date: 2019 Anticipated Fed Cat: State										
TIP #: Future Cost: 0 Estimate Total: 848											
County: Crawford	Pavement and shoulder improvements from Rte. 19 to Rte. 32 in Iron Co. Pavement and ADA Transition Plan improvements on Rte. 19 from near Gasconade Co. line to Rte. 49. Includes pavement improvements on Rte. ZZ from .03 miles east of Springfield Road to Rte. 19.	Engineering:	88	1,167	0	0	0	0	0	0	0
Route: MO 49		R/W:	0	30	0	0	0	0	0	0	0
Job No.: SP3214		Construction:	0	5,029	0	0	0	0	0	0	0
Length: 49.63	MPO: N	FFOS:	0	0	0	0	0	0	0	0	0
Fund Cat: Taking Care Of System	Fed: 4,980 State: 1,246 Local: 0	Payments:	0	0	0	0	0	0	0	0	0
Sec Cat: Thin Lift Overlay	Awd Date: Winter 18 Anticipated Fed Cat: STBG										
TIP #: Future Cost: 0 Estimate Total: 6,314											
County: Crawford	Bridge improvements over Dry Fork Creek. Project involves bridge S0421.	Engineering:	0	48	49	158	0	0	0	0	0
Route: MO 49		R/W:	0	0	10	0	0	0	0	0	0
Job No.: SP3241		Construction:	0	0	0	846	0	0	0	0	0
Length: 0.03	MPO: N	FFOS:	0	0	0	0	0	0	0	0	0
Fund Cat: Taking Care Of System	Fed: 888 State: 223 Local: 0	Payments:	0	0	0	0	0	0	0	0	0
Sec Cat: Rehab And Reconst	Awd Date: 2020 Anticipated Fed Cat: NHPP										
TIP #: Future Cost: 0 Estimate Total: 1,111											
County: Crawford	Bridge improvements over Brush Creek. Project involves bridge R0275.	Engineering:	0	36	36	116	0	0	0	0	0
Route: RT CC		R/W:	0	0	10	0	0	0	0	0	0
Job No.: SS3289		Construction:	0	0	0	620	0	0	0	0	0
Length: 0.05	MPO: N	FFOS:	0	0	0	0	0	0	0	0	0
Fund Cat: Taking Care Of System	Fed: 655 State: 163 Local: 0	Payments:	0	0	0	0	0	0	0	0	0
Sec Cat: Rehab And Reconst	Awd Date: 2020 Anticipated Fed Cat: NHPP										
TIP #: Future Cost: 0 Estimate Total: 818											
County: Dent	Pavement improvements from Salem to Rte. 63 in Texas County. Includes Rte. 119 from Rte. 32 to end of state maintenance. Includes potential pedestrian facility improvements in Licking.	Engineering:	3	98	0	0	0	0	0	0	0
Route: MO 32		R/W:	0	10	0	0	0	0	0	0	0
Job No.: SP3196		Construction:	0	1,432	0	0	0	0	0	0	0
Length: 31.66	MPO: N	FFOS:	0	0	0	0	0	0	0	0	0
Fund Cat: Taking Care Of System	AC-State: 1,232 State: 308 Local: 0	Payments:	0	0	0	0	0	0	0	0	0
Sec Cat: Thin Lift Overlay	Awd Date: Fall 17 Anticipated Fed Cat: STBG										
TIP #: Future Cost: 0 Estimate Total: 1,543											

* Subject to the approval of the Transportation Improvement Program by the governing Metropolitan Planning Organization.

Jun-8-2017

Section 4 - 10

District Central

Dollars in Thousands



2018-2022 Highway and Bridge Construction Schedule

Construction contingency applied to construction cost in the year the project is awarded.

Three percent project growth factor compounded annually is applied to right-of-way and construction costs in program years 2, 3, 4, and 5.

No inflation is applied to the Funding From Other Sources (FFOS) or Payments.

Engineering includes PE costs, CE costs and R/W incidentals.

Construction contingency applied to construction cost in the year the project is awarded. Three percent project growth factor compounded annually is applied to right-of-way and construction costs in program years 2, 3, 4, and 5. No inflation is applied to the Funding From Other Sources (FFOS) or Payments. Engineering includes PE costs, CE costs and R/W incidentals.							STATE FISCAL YEAR PROJECT BUDGETING						
							Prior Prog.	7/2017- 6/2018	7/2018- 6/2019	7/2019- 6/2020	7/2020- 6/2021	7/2021- 6/2022	
County: Dent	Bridge improvements over Holt Creek and Dry Fork Creek. Project involves bridges						Engineering:	77	284	0	0	0	0
Route: RT F	T0983 and T0984.						R/W:	0	0	0	0	0	0
Job No.: 5S3167							Construction:	0	888	0	0	0	0
Length: 0.10	MPO: N					FFOS:	0	0	0	0	0	0	
Fund Cat: Taking Care Of System	Fed: 937	State: 235	Local: 0				Payments:	0	0	0	0	0	
Sec Cat: Rehab And Reconst	Awd Date: Winter 18	Anticipated Fed Cat: NHPP											
TIP #:	Future Cost: 0	Estimate Total: 1,249											
County: Dent	Pavement improvements from Rte. 32 to Rte. E in Dent County. Includes pavement						Engineering:	0	3	3	51	0	0
Route: RT F	improvements on Rte. JJ from Rte. 19 to the end of state maintenance.						R/W:	0	0	0	0	0	0
Job No.: 5S3277							Construction:	0	0	0	673	0	0
Length: 10.36	MPO: N					FFOS:	0	0	0	0	0	0	
Fund Cat: Taking Care Of System	AC-State: 583	State: 147	Local: 0				Payments:	0	0	0	0	0	
Sec Cat: Thin Lift Overlay	Awd Date: 2020	Anticipated Fed Cat: STBG											
TIP #:	Future Cost: 0	Estimate Total: 730											
County: Gasconade	Pavement and pedestrian facility improvements from Rte. 50 near Drake to the Missouri						Engineering:	0	3	3	39	0	0
Route: MO 19	River bridge in Hermann.						R/W:	0	0	0	0	0	0
Job No.: 5P3293							Construction:	0	0	0	497	0	0
Length: 18.92	MPO: N					FFOS:	0	0	0	0	0	0	
Fund Cat: Taking Care Of System	AC-State: 433	State: 109	Local: 0				Payments:	0	0	0	0	0	
Sec Cat: Thin Lift Overlay	Awd Date: 2020	Anticipated Fed Cat: STBG											
TIP #:	Future Cost: 0	Estimate Total: 542											
County: Gasconade	Pavement and shoulder improvements from Rte. 50 to Rte. 28. Includes pavement						Engineering:	0	198	0	0	0	0
Route: MO 19	improvements on Rte. 28 from Rte. 63 to I-44 and on Rte. 100 from Rte. N to Rte. 19 and						R/W:	0	0	0	0	0	0
Job No.: 5S3275	east of Hermann to Franklin Co.						Construction:	0	2,221	0	0	0	0
Length: 56.22	MPO: N					FFOS:	0	0	0	0	0	0	
Fund Cat: Taking Care Of System	Fed: 1,935	State: 484	Local: 0				Payments:	0	0	0	0	0	
Sec Cat: Thin Lift Overlay	Awd Date: Fall 17	Anticipated Fed Cat: STBG											
TIP #:	Future Cost: 0	Estimate Total: 2,419											
County: Gasconade	Urgent reconstruction of roadway west of the Gasconade River near Mount Sterling.						Engineering:	2	32	0	0	0	0
Route: US 50							R/W:	0	0	0	0	0	0
Job No.: 5P3295							Construction:	0	183	0	0	0	0
Length: 0.04	MPO: N					FFOS:	0	0	0	0	0	0	
Fund Cat: Taking Care Of System	AC-State: 172	State: 43	Local: 0				Payments:	0	0	0	0	0	
Sec Cat: Rehab And Reconst	Awd Date: Summer 17	Anticipated Fed Cat: NHPP											
TIP #:	Future Cost: 0	Estimate Total: 217											

* Subject to the approval of the Transportation Improvement Program by the governing Metropolitan Planning Organization.



2018-2022 Highway and Bridge Construction Schedule

Transportation Planning

P.O. Box 270
Jefferson City, MO 65802

Construction contingency applied to construction cost in the year the project is awarded.

Three percent project growth factor compounded annually is applied to right-of-way and construction costs in program years 2, 3, 4, and 5.

No inflation is applied to the Funding From Other Sources (FFOS) or Payments.

Engineering includes PE costs, CE costs and R/W incidentals.

Construction contingency applied to construction cost in the year the project is awarded. Three percent project growth factor compounded annually is applied to right-of-way and construction costs in program years 2, 3, 4, and 5. No inflation is applied to the Funding From Other Sources (FFOS) or Payments. Engineering includes PE costs, CE costs and R/W incidentals.										STATE FISCAL YEAR PROJECT BUDGETING					
										Prior Prog.	7/2017- 6/2018	7/2018- 6/2019	7/2019- 6/2020	7/2020- 6/2021	7/2021- 6/2022
County: Gasconade Route: RT A Job No.: 5S3242 Length: 0.04 MPO: N Fund Cat: Taking Care Of System Sec Cat: Rehab And Reconst Awd Date: 2020 Anticipated Fed Cat: NHPP TIP #: Future Cost: 0 Estimate Total: 1,256	Bridge improvements over Third Creek. Project involves bridge X0525.				Engineering:	0	54	55	180	0	0				
						R/W:	0	0	10	0	0	0			
						Construction:	0	0	0	957	0	0			
						FFOS:	0	0	0	0	0	0			
						Payments:	0	0	0	0	0	0			
County: Gasconade Route: RT EE Job No.: 5P3201 Length: 28.74 MPO: N Fund Cat: Taking Care Of System Sec Cat: Thin Lift Overlay Awd Date: Fall 17 AC-State: 1,351 State: 338 Local: 0 TIP #: Future Cost: 0 Estimate Total: 1,690	Pavement improvements from Jackson Ave. in Owensville to Crawford Co., Rte. A in Osage Co. from Old Rte. 50 to end of state maintenance, Rte. DD in Crawford Co. from Rte. 19 to end of state maintenance and Rte. ZZ in Crawford Co. from Rte. F at I-44 to Springfield Rd.				Engineering:	1	90	0	0	0	0				
						R/W:	0	0	0	0	0	0			
						Construction:	0	1,599	0	0	0	0			
						FFOS:	0	0	0	0	0	0			
						Payments:	0	0	0	0	0	0			
County: Gasconade Route: RT T Job No.: 5S3174 Length: 0.10 MPO: N Fund Cat: Taking Care Of System Sec Cat: Rehab And Reconst Awd Date: 2019 AC-State: 1,960 State: 490 Local: 0 TIP #: Future Cost: 0 Estimate Total: 2,516	Bridge improvements over the Bourbeuse River. Project involves bridge N0563.				Engineering:	66	102	474	0	0	0				
						R/W:	0	10	0	0	0	0			
						Construction:	0	0	1,864	0	0	0			
						FFOS:	0	0	0	0	0	0			
						Payments:	0	0	0	0	0	0			
County: Howard Route: US 40 Job No.: 5P3213 Length: 17.82 MPO: Y Fund Cat: Taking Care Of System Sec Cat: Thin Lift Overlay Awd Date: Fall 17 Fed: 4,373 State: 1,093 Local: 0 TIP #: Future Cost: 0 Estimate Total: 5,476	Pavement and shoulder improvements from Rte. 5 to Rte. UU in Boone County.				Engineering:	10	1,063	0	0	0	0				
						R/W:	0	5	0	0	0	0			
						Construction:	0	4,398	0	0	0	0			
						FFOS:	0	0	0	0	0	0			
						Payments:	0	0	0	0	0	0			
County: Howard Route: MO 87 Job No.: 5P3258 Length: 22.23 MPO: N Fund Cat: Taking Care Of System Sec Cat: Thin Lift Overlay Awd Date: Fall 18 AC-State: 4,347 State: 1,086 Local: 0 TIP #: Future Cost: 0 Estimate Total: 5,433	Pavement and shoulder improvements from Glasgow to Rte. 40. Includes pavement improvements on Rte. 187 from Rte. 87 to end of state maintenance.				Engineering:	0	102	514	0	0	0				
						R/W:	0	5	0	0	0	0			
						Construction:	0	0	4,812	0	0	0			
						FFOS:	0	0	0	0	0	0			
						Payments:	0	0	0	0	0	0			

* Subject to the approval of the Transportation Improvement Program by the governing Metropolitan Planning Organization.

Jun-8-2017

Section 4 - 12

District Central

Dollars in Thousands



2018-2022 Highway and Bridge Construction Schedule

Transportation Planning

P.O. Box 270
Jefferson City, MO 65102

Construction contingency applied to construction cost in the year the project is awarded.

Three percent project growth factor compounded annually is applied to right-of-way and construction costs in program years 2, 3, 4, and 5.

No inflation is applied to the Funding From Other Sources (FFOS) or Payments.

Engineering includes PE costs, CE costs and R/W incidentals.

Construction contingency applied to construction cost in the year the project is awarded. Three percent project growth factor compounded annually is applied to right-of-way and construction costs in program years 2, 3, 4, and 5. No inflation is applied to the Funding From Other Sources (FFOS) or Payments. Engineering includes PE costs, CE costs and R/W incidentals.												STATE FISCAL YEAR PROJECT BUDGETING						
												Prior Prog.	7/2017- 6/2018	7/2018- 6/2019	7/2019- 6/2020	7/2020- 6/2021	7/2021- 6/2022	
County: Howard	Bridge improvements over Prairie Creek. Project involves bridge A1864.											Engineering:	0	10	20	82	0	0
Route: RT EE												R/W:	0	0	0	0	0	0
Job No.: 5S3248												Construction:	0	0	0	538	0	0
Length: 0.10	MPO: N											FFOS:	0	0	0	0	0	0
Fund Cat: Taking Care Of System	AC-State: 519 State: 131 Local: 0											Payments:	0	0	0	0	0	0
Sec Cat: Rehab And Reconst	Awd Date: 2020 Anticipated Fed Cat: STBG																	
TIP #:	Future Cost: 0 Estimate Total: 650																	
County: Howard	Bridge improvements over Doxie Creek. Project involves bridge X0691.											Engineering:	27	51	169	0	0	0
Route: RT V												R/W:	0	5	0	0	0	0
Job No.: 5S3172												Construction:	0	0	707	0	0	0
Length: 0.02	MPO: N											FFOS:	0	0	0	0	0	0
Fund Cat: Taking Care Of System	Fed: 746 State: 186 Local: 0											Payments:	0	0	0	0	0	0
Sec Cat: Rehab And Reconst	Awd Date: Fall 18 Anticipated Fed Cat: STBG																	
TIP #:	Future Cost: 0 Estimate Total: 959																	
County: Howard	Bridge improvements over Bartlett Creek. Project involves bridge P0170.											Engineering:	0	20	21	133	0	0
Route: RT Z												R/W:	0	0	1	0	0	0
Job No.: 5S3238												Construction:	0	0	0	578	0	0
Length: 0.10	MPO: N											FFOS:	0	0	0	0	0	0
Fund Cat: Taking Care Of System	AC-State: 602 State: 151 Local: 0											Payments:	0	0	0	0	0	0
Sec Cat: Rehab And Reconst	Awd Date: 2020 Anticipated Fed Cat: STBG																	
TIP #:	Future Cost: 0 Estimate Total: 753																	
County: Laclede	Pavement and shoulder improvements from Rte. 5 in Laclede County to Rte. 17 in Texas County.											Engineering:	47	794	0	0	0	0
Route: MO 32												R/W:	0	0	0	0	0	0
Job No.: 5P3124												Construction:	0	3,296	0	0	0	0
Length: 37.37	MPO: N											FFOS:	0	0	0	0	0	0
Fund Cat: Taking Care Of System	Fed: 3,272 State: 818 Local: 0											Payments:	0	0	0	0	0	0
Sec Cat: Thin Lift Overlay	Awd Date: Fall 17 Anticipated Fed Cat: STBG																	
TIP #:	Future Cost: 0 Estimate Total: 4,137																	
County: Laclede	Job Order Contracting for asphalt pavement repair in Laclede, Pulaski, Phelps and Crawford Counties.											Engineering:	0	30	0	0	0	0
Route: IS 44												R/W:	0	0	0	0	0	0
Job No.: 0I3004Q												Construction:	0	350	0	0	0	0
Length: 112.22	MPO: N											FFOS:	0	0	0	0	0	0
Fund Cat: Statewide Interstate And Major Bridge	AC-State: 341 State: 39 Local: 0											Payments:	0	0	0	0	0	0
Sec Cat: Preventive Maint	Awd Date: Spring 18 Anticipated Fed Cat: NHPP																	
TIP #:	Future Cost: 0 Estimate Total: 380																	

* Subject to the approval of the Transportation Improvement Program by the governing Metropolitan Planning Organization.

Jun-8-2017

Section 4 - 13

District Central

Dollars in Thousands



2018-2022 Highway and Bridge Construction Schedule

Transportation Planning

P.O. Box 270
Jefferson City, MO 65102

Construction contingency applied to construction cost in the year the project is awarded.

Three percent project growth factor compounded annually is applied to right-of-way and construction costs in program years 2, 3, 4, and 5.

No inflation is applied to the Funding From Other Sources (FFOS) or Payments.

Engineering includes PE costs, CE costs and R/W incidentals.

						STATE FISCAL YEAR PROJECT BUDGETING					
						Prior Prog.	7/2017- 6/2018	7/2018- 6/2019	7/2019- 6/2020	7/2020- 6/2021	7/2021- 6/2022
County:	Laclede	Job Order Contracting for concrete pavement repair in Laclede, Pulaski, Phelps and Crawford Counties.				Engineering:	0	16	0	0	0
Route:	IS 44					R/W:	0	0	0	0	0
Job No.:	0I3004R					Construction:	0	150	0	0	0
Length:	112.22	MPO: N				FFOS:	0	0	0	0	0
Fund Cat:	Statewide Interstate And Major Bridge	AC-State:	149	State:	17	Local:	0				
Sec Cat:	Preventive Maint	Awd Date:	Spring 18	Anticipated Fed Cat:	NHPP	Payments:	0	0	0	0	0
TIP #:		Future Cost:	0	Estimate Total:	166						
County:	Laclede	Pavement improvements on the eastbound and westbound lanes from Webster County to Pulaski County.				Engineering:	40	20	50	1,373	0
Route:	IS 44					R/W:	0	0	0	0	0
Job No.:	5I3211					Construction:	0	0	0	19,835	0
Length:	33.39	MPO: N				FFOS:	0	0	0	0	0
Fund Cat:	Taking Care Of System	Fed:	19,150	State:	2,128	Local:	0				
Sec Cat:	Preventive Maint	Awd Date:	2020	Anticipated Fed Cat:	NHPP	Payments:	0	0	0	0	0
TIP #:		Future Cost:	0	Estimate Total:	21,318						
County:	Laclede	Pavement improvements from 0.7 mile west of Rte. F to 0.6 mile west of Rte. 133. Includes from 1.2 miles east of Rte. ZZ to 0.5 mile west of Rte. H in Crawford County.				Engineering:	2	56	0	0	0
Route:	IS 44					R/W:	0	0	0	0	0
Job No.:	5I3226					Construction:	0	777	0	0	0
Length:	19.70	MPO: N				FFOS:	0	0	0	0	0
Fund Cat:	Taking Care Of System	AC-State:	750	State:	83	Local:	0				
Sec Cat:	Preventive Maint	Awd Date:	Fall 17	Anticipated Fed Cat:	NHPP	Payments:	0	0	0	0	0
TIP #:		Future Cost:	0	Estimate Total:	835						
County:	Laclede	Bridge improvements over the Gasconade River. Project involves bridge G0245.				Engineering:	250	1,340	0	0	0
Route:	OR 44					R/W:	0	100	0	0	0
Job No.:	5S3162					Construction:	0	4,307	0	0	0
Length:	0.40	MPO: N				FFOS:	0	0	0	0	0
Fund Cat:	Taking Care Of System	AC-State:	4,598	State:	1,149	Local:	0				
Sec Cat:	Rehab And Reconst	Awd Date:	Spring 18	Anticipated Fed Cat:	STBG	Payments:	0	0	0	0	0
TIP #:		Future Cost:	0	Estimate Total:	5,997						
County:	Laclede	Pavement and bridge improvements on the eastbound and westbound lanes from near the Laclede County line to 0.2 mile west of Sugar Tree Road. Includes climbing lane extension on the westbound lane 1 mile west of Rte. D. Project involves bridges L0415, A1635 and A1636.				Engineering:	125	122	1,262	0	0
Route:	IS 44					R/W:	0	0	0	0	0
Job No.:	9I2167					Construction:	0	0	15,131	0	0
Length:	31.43	MPO: N				FFOS:	0	0	0	0	0
Fund Cat:	Statewide Interstate And Major Bridge	Fed:	14,864	State:	1,651	Local:	0				
Sec Cat:	Rehab And Reconst	Awd Date:	Fall 18	Anticipated Fed Cat:	NHPP	Payments:	0	0	0	0	0
TIP #:		Future Cost:	0	Estimate Total:	16,640						

* Subject to the approval of the Transportation Improvement Program by the governing Metropolitan Planning Organization.

Jun-8-2017

Section 4 - 14

District Central

Dollars in Thousands



2018-2022 Highway and Bridge Construction Schedule

Transportation Planning

P.O. Box 270
Jefferson City, MO 65102

Construction contingency applied to construction cost in the year the project is awarded.

Three percent project growth factor compounded annually is applied to right-of-way and construction costs in program years 2, 3, 4, and 5.

No inflation is applied to the Funding From Other Sources (FFOS) or Payments.

Engineering includes PE costs, CE costs and R/W incidentals.

Construction contingency applied to construction cost in the year the project is awarded. Three percent project growth factor compounded annually is applied to right-of-way and construction costs in program years 2, 3, 4, and 5. No inflation is applied to the Funding From Other Sources (FFOS) or Payments. Engineering includes PE costs, CE costs and R/W incidentals.										STATE FISCAL YEAR PROJECT BUDGETING					
										Prior Prog.	7/2017- 6/2018	7/2018- 6/2019	7/2019- 6/2020	7/2020- 6/2021	7/2021- 6/2022
County: Laclede Route: MO 5 Job No.: 5P3123 Length: 442.93 MPO: N Fund Cat: Taking Care Of System Sec Cat: Thin Lift Overlay Awd Date: Fall 17 Anticipated Fed Cat: STBG TIP #: Future Cost: 0 Estimate Total: 1,843	Pavement and shoulder improvements from Rte. 32 to Rte. C.					Engineering: 24	353	0	0	0	0				
						R/W: 0	10	0	0	0	0				
						Construction: 0	1,456	0	0	0	0				
						FFOS: 0	0	0	0	0	0				
						Payments: 0	0	0	0	0	0				
County: Laclede Route: MO 64 Job No.: 5P3291 Length: 28.54 MPO: N Fund Cat: Taking Care Of System Sec Cat: Thin Lift Overlay Awd Date: 2020 Anticipated Fed Cat: STBG TIP #: Future Cost: 0 Estimate Total: 1,172	Pavement improvements from Dallas County to Rte. 5. Includes pavement improvements on Rte. 32 from Springfield Rd. in Lebanon to Rte. P in Dallas County and Rte. 64A from Rte. 64 to end of state maintenance.					Engineering: 0	2	2	117	0	0				
						R/W: 0	0	0	0	0	0				
						Construction: 0	0	0	1,051	0	0				
						FFOS: 0	0	0	0	0	0				
						Payments: 0	0	0	0	0	0				
County: Laclede Route: RT B Job No.: 5S3198 Length: 29.64 MPO: N Fund Cat: Taking Care Of System Sec Cat: Thin Lift Overlay Awd Date: Winter 18 Anticipated Fed Cat: STBG TIP #: Future Cost: 0 Estimate Total: 763	Pavement improvements from Rte. 32 to Rte. O. Includes Rte. C from Rte. A to Rte. 5 and Rte. CC from Rte. C to Webster County.					Engineering: 1	51	0	0	0	0				
						R/W: 0	0	0	0	0	0				
						Construction: 0	711	0	0	0	0				
						FFOS: 0	0	0	0	0	0				
						Payments: 0	0	0	0	0	0				
County: Laclede Route: RT MM Job No.: 5S3256 Length: 15.45 MPO: N Fund Cat: Taking Care Of System Sec Cat: Thin Lift Overlay Awd Date: Fall 18 Anticipated Fed Cat: State TIP #: Future Cost: 0 Estimate Total: 1,657	Pavement improvements from Elm St. to Rte. N. Includes north outer road from Elm St. to Rte. F and from Rte. F to Ironstone Rd. Includes Rte. 32 from Springfield Rd. to Rte. 5.					Engineering: 10	10	128	0	0	0				
						R/W: 0	0	0	0	0	0				
						Construction: 0	0	1,509	0	0	0				
						FFOS: 0	0	0	0	0	0				
						Payments: 0	0	0	0	0	0				
County: Maries Route: US 63 Job No.: 5P3114 Length: 12.47 MPO: N Fund Cat: Taking Care Of System Sec Cat: Thin Lift Overlay Awd Date: Fall 18 Anticipated Fed Cat: NHPP TIP #: Future Cost: 0 Estimate Total: 2,665	Pavement improvements from north of Rte. 28 to 0.5 mile north of I-44 at Rolla. Includes new climbing lane at Rte. 68 near Vichy.					Engineering: 18	10	212	0	0	0				
						R/W: 0	0	0	0	0	0				
						Construction: 0	0	2,425	0	0	0				
						FFOS: 0	0	0	0	0	0				
						Payments: 0	0	0	0	0	0				

* Subject to the approval of the Transportation Improvement Program by the governing Metropolitan Planning Organization.

Jun-8-2017

Section 4 - 15

District Central

Dollars in Thousands



2018-2022 Highway and Bridge Construction Schedule

Construction contingency applied to construction cost in the year the project is awarded.

Three percent project growth factor compounded annually is applied to right-of-way and construction costs in program years 2, 3, 4, and 5.

No inflation is applied to the Funding From Other Sources (FFOS) or Payments.

Engineering includes PE costs, CE costs and R/W incidentals.

Construction contingency applied to construction cost in the year the project is awarded. Three percent project growth factor compounded annually is applied to right-of-way and construction costs in program years 2, 3, 4, and 5. No inflation is applied to the Funding From Other Sources (FFOS) or Payments. Engineering includes PE costs, CE costs and R/W incidentals.							STATE FISCAL YEAR PROJECT BUDGETING					
							Prior Prog.	7/2017- 6/2018	7/2018- 6/2019	7/2019- 6/2020	7/2020- 6/2021	7/2021- 6/2022
County: Miller Route: MO 17 Job No.: 5P3197 Length: 49.56 MPO: N Fund Cat: Taking Care Of System Sec Cat: Thin Lift Overlay TIP #: 	Pavement improvements from Rte. 42 to I-44 Spur and from I-44 to Rte. 32 in Texas County. Two disconnected sections.					Engineering: 2 R/W: 0 Construction: 0 FFOS: 0 Payments: 0	139 0 2,459 0 0 0	0 0 0 0 0 0	0 0 0 0 0 0	0 0 0 0 0 0	0 0 0 0 0 0	
County: Miller Route: MO 42 Job No.: 5P3191 Length: 22.70 MPO: N Fund Cat: Taking Care Of System Sec Cat: Thin Lift Overlay TIP #: 	Pavement and shoulder improvements from Iberia to Rte. 63.					Engineering: 92 R/W: 0 Construction: 0 FFOS: 0 Payments: 0	355 10 3,963 0 0 0	0 0 0 0 0 0	0 0 0 0 0 0	0 0 0 0 0 0	0 0 0 0 0 0	
County: Miller Route: US 54 Job No.: 5P3181 Length: 0.88 MPO: N Fund Cat: Safety Sec Cat: Safety TIP #: 	Construct interchange at Bagnell Dam Boulevard and Osage Hills Road. \$1,760,000 from Open Container funds.					Engineering: 100 R/W: 0 Construction: 0 FFOS: 0 Payments: 0	100 0 0 0 0 0	228 2,263 0 1,760 0 0	1,164 0 12,233 0 0 0	0 0 0 0 0 0	0 0 0 0 0 0	
County: Miller Route: US 54 Job No.: 5P3185 Length: 0.50 MPO: N Fund Cat: Taking Care Of System Sec Cat: Preventive Maint TIP #: 	Preventive maintenance on eight bridges in Miller County and one bridge in Cole County. Project involves bridges A2749, A2750, A2751, A2678, A2679, A1675, and twin bridges A2752. Includes bridge A2868 in Cole County.					Engineering: 75 R/W: 0 Construction: 0 FFOS: 0 Payments: 0	300 0 0 0 0 0	920 0 5,678 0 0 0	0 0 0 0 0 0	0 0 0 0 0 0	0 0 0 0 0 0	
County: Miller Route: BU 54 Job No.: 5S3239 Length: 0.55 MPO: N Fund Cat: Taking Care Of System Sec Cat: Rehab And Reconst TIP #: 	Bridge improvements at Bagnell Dam. Project involves bridge L1003.					Engineering: 0 R/W: 0 Construction: 0 FFOS: 0 Payments: 0	2 0 0 0 0 0	3 0 0 0 0 0	5 0 0 0 0 0	90 0 1,148 0 0 0	0 0 0 0 0 0	

* Subject to the approval of the Transportation Improvement Program by the governing Metropolitan Planning Organization.



2018-2022 Highway and Bridge Construction Schedule

Transportation Planning

P.O. Box 270
Jefferson City, MO 65102

Construction contingency applied to construction cost in the year the project is awarded.

Three percent project growth factor compounded annually is applied to right-of-way and construction costs in program years 2, 3, 4, and 5.

No inflation is applied to the Funding From Other Sources (FFOS) or Payments.

Engineering includes PE costs, CE costs and R/W incidentals.

Construction contingency applied to construction cost in the year the project is awarded. Three percent project growth factor compounded annually is applied to right-of-way and construction costs in program years 2, 3, 4, and 5. No inflation is applied to the Funding From Other Sources (FFOS) or Payments. Engineering includes PE costs, CE costs and R/W incidentals.							STATE FISCAL YEAR PROJECT BUDGETING					
							Prior Prog.	7/2017- 6/2018	7/2018- 6/2019	7/2019- 6/2020	7/2020- 6/2021	7/2021- 6/2022
County: Miller Route: RT A Job No.: 5S3163 Length: 0.17 MPO: N Fund Cat: Taking Care Of System Sec Cat: Rehab And Reconst TIP #:	Bridge improvements over Tavern Creek. Project involves bridge N0455. Fed: 566 State: 141 Local: 0 Awd Date: Winter 18 Anticipated Fed Cat: NHPP Future Cost: 0 Estimate Total: 839					Engineering: 131 R/W: 1 Construction: 0 FFOS: 0 Payments: 0	95 0 612 0 0 0	0 0 0 0 0	0 0 0 0 0	0 0 0 0 0		
County: Miller Route: RT C Job No.: 5S3263 Length: 0.08 MPO: N Fund Cat: Taking Care Of System Sec Cat: Rehab And Reconst TIP #:	Bridge improvements over Deane Creek. Project involves bridge A1953. AC-State: 602 State: 151 Local: 0 Awd Date: 2020 Anticipated Fed Cat: STBG Future Cost: 0 Estimate Total: 753					Engineering: 0 R/W: 0 Construction: 0 FFOS: 0 Payments: 0	10 0 0 0 0	10 0 0 0 0	73 0 660 0 0	0 0 0 0 0		
County: Miller Route: RT U Job No.: 5S3280 Length: 37.20 MPO: N Fund Cat: Taking Care Of System Sec Cat: Thin Lift Overlay TIP #:	Pavement and shoulder improvements from Rte. 42 to Rte. 133/Rte. 17 in Crocker. Pavement improvements on Rte. M from Rte. 63 to Rte. J in Phelps Co. and Rte. T from Rte. 133 to Rte. 17 near Waynesville. Potential pedestrian facility improvements in Crocker. Fed: 3,012 State: 753 Local: 0 Awd Date: 2020 Anticipated Fed Cat: STBG Future Cost: 0 Estimate Total: 3,765					Engineering: 0 R/W: 0 Construction: 0 FFOS: 0 Payments: 0	5 0 0 0 0	6 0 0 0 0	251 0 3,503 0 0	0 0 0 0 0		
County: Moniteau Route: MO 5 Job No.: 5P3209 Length: 14.47 MPO: N Fund Cat: Taking Care Of System Sec Cat: Thin Lift Overlay TIP #:	Pavement improvements from Rte. 50 to Rte. 52. AC-State: 709 State: 177 Local: 0 Awd Date: Fall 17 Anticipated Fed Cat: NHPP Future Cost: 0 Estimate Total: 887					Engineering: 1 R/W: 0 Construction: 0 FFOS: 0 Payments: 0	65 0 821 0 0	0 0 0 0 0	0 0 0 0 0	0 0 0 0 0		
County: Moniteau Route: MO 87 Job No.: 5S3267 Length: 1.12 MPO: N Fund Cat: Taking Care Of System Sec Cat: Thin Lift Overlay TIP #:	Pavement and ADA Transition Plan improvements from .01 mile south of Bus. 50 to Rte. 50 at California. Includes pedestrian facility improvements. AC-State: 408 State: 101 Local: 0 Awd Date: 2020 Anticipated Fed Cat: STBG Future Cost: 0 Estimate Total: 509					Engineering: 0 R/W: 0 Construction: 0 FFOS: 0 Payments: 0	1 0 0 0 0	2 1 0 0 0	39 0 466 0 0	0 0 0 0 0		

* Subject to the approval of the Transportation Improvement Program by the governing Metropolitan Planning Organization.

Jun-8-2017

Section 4 - 17

District Central

Dollars in Thousands



2018-2022 Highway and Bridge Construction Schedule

Transportation Planning

P.O. Box 270
Jefferson City, MO 65102

Construction contingency applied to construction cost in the year the project is awarded.

Three percent project growth factor compounded annually is applied to right-of-way and construction costs in program years 2, 3, 4, and 5.

No inflation is applied to the Funding From Other Sources (FFOS) or Payments.

Engineering includes PE costs, CE costs and R/W incidentals.

Construction contingency applied to construction cost in the year the project is awarded. Three percent project growth factor compounded annually is applied to right-of-way and construction costs in program years 2, 3, 4, and 5. No inflation is applied to the Funding From Other Sources (FFOS) or Payments. Engineering includes PE costs, CE costs and R/W incidentals.										STATE FISCAL YEAR PROJECT BUDGETING					
										Prior Prog.	7/2017- 6/2018	7/2018- 6/2019	7/2019- 6/2020	7/2020- 6/2021	7/2021- 6/2022
County: Moniteau Route: RT CC Job No.: 5S3288 Length: 0.06 MPO: N Fund Cat: Taking Care Of System Sec Cat: Rehab And Reconst TIP #:	Bridge improvements over Medlen Creek and Burris Fork Creek. Project involves bridges A1836 and A1837.				Fed: 1,388 State: 347 Local: 0	Engineering: 0 R/W: 0 Construction: 0 FFOS: 0 Payments: 0	75 0 0 0 0	76 1 0 0 0	248 0 1,335 0 0	0 0 0 0 0					
County: Moniteau Route: RT E Job No.: 5S3168 Length: 0.06 MPO: N Fund Cat: Taking Care Of System Sec Cat: Rehab And Reconst TIP #:	Bridge improvements over Moreau Creek. Project involves bridge R0435.				Fed: 2,083 State: 520 Local: 0	Engineering: 82 R/W: 0 Construction: 0 FFOS: 0 Payments: 0	102 10 0 0 0	512 0 1,979 0 0	0 0 0 0 0	0 0 0 0 0					
County: Morgan Route: US 50 Job No.: 5P3272 Length: 23.88 MPO: N Fund Cat: Taking Care Of System Sec Cat: Thin Lift Overlay TIP #:	Pavement improvements from Pettis County to 0.1 mile west of Bus. 50 west at California.				AC-State: 4,163 State: 1,041 Local: 0	Engineering: 0 R/W: 0 Construction: 0 FFOS: 0 Payments: 0	5 0 0 0 0	10 0 0 0 0	338 0 4,851 0 0	0 0 0 0 0					
County: Morgan Route: MO 52 Job No.: 5P3208 Length: 11.91 MPO: N Fund Cat: Taking Care Of System Sec Cat: Thin Lift Overlay TIP #:	Pavement improvements from near the Benton County line to Rte. 5 at Versailles.				AC-State: 554 State: 138 Local: 0	Engineering: 1 R/W: 0 Construction: 0 FFOS: 0 Payments: 0	47 0 645 0 0	0 0 0 0 0	0 0 0 0 0	0 0 0 0 0					
County: Morgan Route: RT BB Job No.: 5S3175 Length: 0.07 MPO: N Fund Cat: Taking Care Of System Sec Cat: Rehab And Reconst TIP #:	Bridge improvements over Richland Creek. Project involves bridge P0717.				Fed: 824 State: 206 Local: 0	Engineering: 30 R/W: 0 Construction: 0 FFOS: 0 Payments: 0	12 10 0 0 0	285 0 723 0 0	0 0 0 0 0	0 0 0 0 0					

* Subject to the approval of the Transportation Improvement Program by the governing Metropolitan Planning Organization.

Jun-8-2017

Section 4 - 18

District Central

Dollars in Thousands



2018-2022 Highway and Bridge Construction Schedule

Transportation Planning

P.O. Box 270
Jefferson City, MO 65802

Construction contingency applied to construction cost in the year the project is awarded.

Three percent project growth factor compounded annually is applied to right-of-way and construction costs in program years 2, 3, 4, and 5.

No inflation is applied to the Funding From Other Sources (FFOS) or Payments.

Engineering includes PE costs, CE costs and R/W incidentals.

Construction contingency applied to construction cost in the year the project is awarded. Three percent project growth factor compounded annually is applied to right-of-way and construction costs in program years 2, 3, 4, and 5. No inflation is applied to the Funding From Other Sources (FFOS) or Payments. Engineering includes PE costs, CE costs and R/W incidentals.							STATE FISCAL YEAR PROJECT BUDGETING					
							Prior Prog.	7/2017- 6/2018	7/2018- 6/2019	7/2019- 6/2020	7/2020- 6/2021	7/2021- 6/2022
County: Morgan Route: RT C Job No.: 5S3259 Length: 35.24 MPO: Y Fund Cat: Taking Care Of System Sec Cat: Thin Lift Overlay Awd Date: Fall 18 Anticipated Fed Cat: STBG TIP #: Future Cost: 0 Estimate Total: 6,409	Pavement and shoulder improvements from Rte. 52 near Versailles to Jefferson City.						Engineering: 0 R/W: 0 Construction: 0 FFOS: 0 Payments: 0	40 0 0 0 0	497 0 5,872 0 0	0 0 0 0 0	0 0 0 0 0	
County: Morgan Route: RT PP Job No.: 5S3171 Length: 0.03 MPO: N Fund Cat: Taking Care Of System Sec Cat: Rehab And Reconst Awd Date: Winter 18 Anticipated Fed Cat: STBG TIP #: Future Cost: 0 Estimate Total: 700	Bridge improvements over Messer Creek. Project involves bridge R0257.						Engineering: 37 R/W: 0 Construction: 0 FFOS: 0 Payments: 0	142 10 511 0 0	0 0 0 0 0	0 0 0 0 0	0 0 0 0 0	
County: Morgan Route: RT T Job No.: 5S3266 Length: 27.86 MPO: N Fund Cat: Taking Care Of System Sec Cat: Thin Lift Overlay Awd Date: 2020 Anticipated Fed Cat: STBG TIP #: Future Cost: 0 Estimate Total: 7,184	Pavement and shoulder improvements from Rte. 52 to end of state maintenance. Includes pavement and shoulder improvements on Rte. W from 1.1 miles east of Rte. 52 in Versailles to Rte. Y in Miller County. \$2,163,000 from Open Container funds.						Engineering: 0 R/W: 0 Construction: 0 FFOS: 0 Payments: 0	100 0 0 0 0	138 10 0 0 0	1,120 0 5,816 2,163 0	0 0 0 0 0	
County: Osage Route: MO 100 Job No.: 5S3243 Length: 0.02 MPO: N Fund Cat: Taking Care Of System Sec Cat: Rehab And Reconst Awd Date: 2020 Anticipated Fed Cat: NHPP TIP #: Future Cost: 0 Estimate Total: 545	Bridge improvements over Shawnee Creek. Project involves bridge L0194.						Engineering: 0 R/W: 0 Construction: 0 FFOS: 0 Payments: 0	23 0 0 0 0	24 10 0 0 0	77 0 411 0 0	0 0 0 0 0	
County: Osage Route: US 63 Job No.: 5P3186 Length: 0.33 MPO: N Fund Cat: Safety Sec Cat: Safety Awd Date: Fall 18 Anticipated Fed Cat: Safety TIP #: Future Cost: 0 Estimate Total: 903	Intersection safety improvements at the Rte. 133 intersection near Westphalia.						Engineering: 20 R/W: 0 Construction: 0 FFOS: 0 Payments: 0	35 30 0 0 0	43 0 775 0 0	0 0 0 0 0	0 0 0 0 0	

* Subject to the approval of the Transportation Improvement Program by the governing Metropolitan Planning Organization.

Jun-8-2017

Section 4 - 19

District Central

Dollars in Thousands



2018-2022 Highway and Bridge Construction Schedule

Transportation Planning

P.O. Box 270
Jefferson City, MO 65102

Construction contingency applied to construction cost in the year the project is awarded.

Three percent project growth factor compounded annually is applied to right-of-way and construction costs in program years 2, 3, 4, and 5.

No inflation is applied to the Funding From Other Sources (FFOS) or Payments.

Engineering includes PE costs, CE costs and R/W incidentals.

						STATE FISCAL YEAR PROJECT BUDGETING					
						Prior Prog.	7/2017- 6/2018	7/2018- 6/2019	7/2019- 6/2020	7/2020- 6/2021	7/2021- 6/2022
County: Osage	Pavement improvements 0.5 mile south of Rte. 50 in Osage County to south of the Rte. 28 north junction.	Engineering:	0	29	301	0	0	0	0	0	0
Route: US 63		R/W:	0	0	0	0	0	0	0	0	0
Job No.: 5P3233		Construction:	0	0	3,605	0	0	0	0	0	0
Length: 28.74	MPO: N	FFOS:	0	0	0	0	0	0	0	0	0
Fund Cat: Taking Care Of System	Fed: 3,148 State: 787 Local: 0	Payments:	0	0	0	0	0	0	0	0	0
Sec Cat: Thin Lift Overlay	Awd Date: Fall 18 Anticipated Fed Cat: NHPP										
TIP #: Future Cost: 0 Estimate Total: 3,935											
County: Osage	Bridge improvements over Mistaken Creek. Project involves P0586.	Engineering:	0	35	36	115	0	0	0	0	0
Route: RT D		R/W:	0	0	10	0	0	0	0	0	0
Job No.: 5S3250		Construction:	0	0	0	617	0	0	0	0	0
Length: 0.03	MPO: N	FFOS:	0	0	0	0	0	0	0	0	0
Fund Cat: Taking Care Of System	Fed: 651 State: 162 Local: 0	Payments:	0	0	0	0	0	0	0	0	0
Sec Cat: Rehab And Reconst	Awd Date: 2020 Anticipated Fed Cat: NHPP										
TIP #: Future Cost: 0 Estimate Total: 813											
County: Osage	Pavement improvements from Rte. 63 to Rte. 42.	Engineering:	0	3	4	60	0	0	0	0	0
Route: RT T		R/W:	0	0	10	0	0	0	0	0	0
Job No.: 5S3279		Construction:	0	0	0	797	0	0	0	0	0
Length: 18.39	MPO: N	FFOS:	0	0	0	0	0	0	0	0	0
Fund Cat: Taking Care Of System	AC-State: 699 State: 175 Local: 0	Payments:	0	0	0	0	0	0	0	0	0
Sec Cat: Thin Lift Overlay	Awd Date: 2020 Anticipated Fed Cat: STBG										
TIP #: Future Cost: 0 Estimate Total: 874											
County: Phelps	Pavement improvements from 0.8 mile north of I-44 to 0.7 mile south of Rte. CC at Rolla. \$19,000 from Earmark MO244.	Engineering:	29	166	0	0	0	0	0	0	0
Route: US 63		R/W:	0	0	0	0	0	0	0	0	0
Job No.: 5P3116		Construction:	0	2,650	0	0	0	0	0	0	0
Length: 4.51	MPO: N	FFOS:	0	0	0	0	0	0	0	0	0
Fund Cat: Taking Care Of System	Fed: 2,253 State: 563 Local: 0	Payments:	0	0	0	0	0	0	0	0	0
Sec Cat: Thin Lift Overlay	Awd Date: Winter 18 Anticipated Fed Cat: NHPP										
TIP #: Future Cost: 0 Estimate Total: 2,845											
County: Phelps	ADA Transition Plan improvements from 0.8 mile north of I-44 to 0.7 mile south of Rte. CC at Rolla. \$650,000 from Statewide Transportation Alternatives funds. \$232,000 from Earmark MO244.	Engineering:	33	391	0	0	0	0	0	0	0
Route: US 63		R/W:	0	40	0	0	0	0	0	0	0
Job No.: 5P3129		Construction:	0	1,525	0	0	0	0	0	0	0
Length: 4.51	MPO: N	FFOS:	0	650	0	0	0	0	0	0	0
Fund Cat: Taking Care Of System	Fed: 1,565 State: 391 Local: 0	Payments:	0	0	0	0	0	0	0	0	0
Sec Cat: N- Ada Trans	Awd Date: Winter 18 Anticipated Fed Cat: NHPP										
TIP #: Future Cost: 0 Estimate Total: 1,989											

* Subject to the approval of the Transportation Improvement Program by the governing Metropolitan Planning Organization.

Jun-8-2017

Section 4 - 20

District Central

Dollars in Thousands



2018-2022 Highway and Bridge Construction Schedule

Construction contingency applied to construction cost in the year the project is awarded.

Three percent project growth factor compounded annually is applied to right-of-way and construction costs in program years 2, 3, 4, and 5.

No inflation is applied to the Funding From Other Sources (FFOS) or Payments.

Engineering includes PE costs, CE costs and R/W incidentals.

Construction contingency applied to construction cost in the year the project is awarded. Three percent project growth factor compounded annually is applied to right-of-way and construction costs in program years 2, 3, 4, and 5. No inflation is applied to the Funding From Other Sources (FFOS) or Payments. Engineering includes PE costs, CE costs and R/W incidentals.							STATE FISCAL YEAR PROJECT BUDGETING					
							Prior Prog.	7/2017- 6/2018	7/2018- 6/2019	7/2019- 6/2020	7/2020- 6/2021	7/2021- 6/2022
County: Phelps Route: MO 68 Job No.: 5P3236 Length: 36.99 MPO: N Fund Cat: Taking Care Of System Sec Cat: Thin Lift Overlay Awd Date: 2020 Anticipated Fed Cat: STBG TIP #: Future Cost: 0 Estimate Total: 4,370	Pavement and shoulder improvements from Rte. 8 to Rte. 19 near Salem. Includes pavement improvements on Rte. B from Rte. 19 to Rte. 72 and Rte. HH from Rte. 32 to the end of state maintenance.		Engineering: 0 R/W: 0 Construction: 0 FFOS: 0 Payments: 0	21	21	315	0	0				
County: Phelps Route: RT B Job No.: 5S3041 Length: 0.08 MPO: N Fund Cat: Taking Care Of System Sec Cat: Rehab And Reconst Awd Date: Winter 18 Anticipated Fed Cat: NHPP TIP #: Future Cost: 0 Estimate Total: 3,086	Bridge improvements over the Bourbeuse River, near the Gasconade County line. Project involves bridge X0008.		Engineering: 65 R/W: 0 Construction: 0 FFOS: 0 Payments: 0	602	0	0	0	0				
County: Phelps Route: RT BB Job No.: 5P3215 Length: 36.69 MPO: N Fund Cat: Taking Care Of System Sec Cat: Thin Lift Overlay Awd Date: Fall 17 Anticipated Fed Cat: STBG TIP #: Future Cost: 0 Estimate Total: 4,160	Pavement and shoulder improvements from Forum Drive at Rolla to Meramec St. at St. James. Includes pavement improvements on Rte. E from Rte. 63 to end of state maintenance and pavement improvements on Rte. F from Rte. 72 to Rte. 68.		Engineering: 4 R/W: 0 Construction: 0 FFOS: 0 Payments: 0	313	0	0	0	0				
County: Phelps Route: RT D Job No.: 5S3141 Length: 0.24 MPO: N Fund Cat: Taking Care Of System Sec Cat: Rehab And Reconst Awd Date: Fall 17 Anticipated Fed Cat: NHPP TIP #: Future Cost: 0 Estimate Total: 2,238	Bridge improvements over the BNSF Railroad. Project involves bridge X0638.		Engineering: 168 R/W: 10 Construction: 0 FFOS: 0 Payments: 0	473	0	0	0	0				
County: Phelps Route: RT J Job No.: 5S3193 Length: 17.29 MPO: N Fund Cat: Taking Care Of System Sec Cat: Thin Lift Overlay Awd Date: Fall 17 Anticipated Fed Cat: STBG TIP #: Future Cost: 0 Estimate Total: 964	Pavement improvements from I-44 to Rte. K.		Engineering: 1 R/W: 0 Construction: 0 FFOS: 0 Payments: 0	52	0	0	0	0				

* Subject to the approval of the Transportation Improvement Program by the governing Metropolitan Planning Organization.



2018-2022 Highway and Bridge Construction Schedule

Construction contingency applied to construction cost in the year the project is awarded.

Three percent project growth factor compounded annually is applied to right-of-way and construction costs in program years 2, 3, 4, and 5.

No inflation is applied to the Funding From Other Sources (FFOS) or Payments.

Engineering includes PE costs, CE costs and R/W incidentals.

Construction contingency applied to construction cost in the year the project is awarded. Three percent project growth factor compounded annually is applied to right-of-way and construction costs in program years 2, 3, 4, and 5. No inflation is applied to the Funding From Other Sources (FFOS) or Payments. Engineering includes PE costs, CE costs and R/W incidentals.							STATE FISCAL YEAR PROJECT BUDGETING					
							Prior Prog.	7/2017- 6/2018	7/2018- 6/2019	7/2019- 6/2020	7/2020- 6/2021	7/2021- 6/2022
County: Phelps Route: RT Y Job No.: 5S3268 Length: 14.84 MPO: N Fund Cat: Taking Care Of System Sec Cat: Thin Lift Overlay TIP #:	Pavement improvements from Rte. E to end state maintenance. Includes Rte. CC from Rte. 63 to end state maintenance and Rte. HH from Rte. E to end of state maintenance. Fed: 539 State: 135 Local: 0 Awd Date: Fall 18 Anticipated Fed Cat: STBG Future Cost: 0 Estimate Total: 674					Engineering:	0	2	48	0	0	0
						R/W:	0	0	0	0	0	0
						Construction:	0	0	624	0	0	0
						FFOS:	0	0	0	0	0	0
						Payments:	0	0	0	0	0	0
County: Pulaski Route: MO 7 Job No.: 5P3109 Length: 0.50 MPO: N Fund Cat: Taking Care Of System Sec Cat: Preventive Maint TIP #:	Bridge painting over the Gasconade River. Project involves bridge A0843. Fed: 477 State: 119 Local: 0 Awd Date: Winter 18 Anticipated Fed Cat: NHPP Future Cost: 0 Estimate Total: 606					Engineering:	10	45	0	0	0	0
						R/W:	0	0	0	0	0	0
						Construction:	0	551	0	0	0	0
						FFOS:	0	0	0	0	0	0
						Payments:	0	0	0	0	0	0
County: Pulaski Route: RT NN Job No.: 5S3294 Length: 0.01 MPO: N Fund Cat: Taking Care Of System Sec Cat: Rehab And Reconst TIP #:	Urgent bridge replacement over Elliot Branch. Project involves bridge W0498. AC-State: 245 State: 61 Local: 0 Awd Date: Summer 17 Anticipated Fed Cat: STBG Future Cost: 0 Estimate Total: 456					Engineering:	150	41	0	0	0	0
						R/W:	0	0	0	0	0	0
						Construction:	0	265	0	0	0	0
						FFOS:	0	0	0	0	0	0
						Payments:	0	0	0	0	0	0
County: Pulaski Route: RT Z Job No.: 5S3269 Length: 15.25 MPO: N Fund Cat: Taking Care Of System Sec Cat: Thin Lift Overlay TIP #:	Pavement improvements from Bus. 44 to Rte. J. Includes pavement improvements on Rte. H from Rte. 17 to end of state maintenance. Fed: 869 State: 218 Local: 0 Awd Date: Fall 18 Anticipated Fed Cat: STBG Future Cost: 0 Estimate Total: 1,087					Engineering:	0	2	76	0	0	0
						R/W:	0	0	0	0	0	0
						Construction:	0	0	1,009	0	0	0
						FFOS:	0	0	0	0	0	0
						Payments:	0	0	0	0	0	0
County: Various Route: Various Job No.: 0P3021F Length: 0.00 MPO: N Fund Cat: Safety Sec Cat: Safety TIP #:	Safety projects at various locations in the Central District. \$1,890,000 from Open Container funds. Fed: 1,977 State: 220 Local: 0 Awd Date: 2021 Anticipated Fed Cat: Safety Future Cost: 0 Estimate Total: 2,197					Engineering:	0	0	0	0	132	0
						R/W:	0	0	0	0	0	0
						Construction:	0	0	0	0	2,065	0
						FFOS:	0	0	0	0	1,890	0
						Payments:	0	0	0	0	0	0

* Subject to the approval of the Transportation Improvement Program by the governing Metropolitan Planning Organization.



2018-2022 Highway and Bridge Construction Schedule

Construction contingency applied to construction cost in the year the project is awarded.

Three percent project growth factor compounded annually is applied to right-of-way and construction costs in program years 2, 3, 4, and 5.

No inflation is applied to the Funding From Other Sources (FFOS) or Payments.

Engineering includes PE costs, CE costs and R/W incidentals.

						STATE FISCAL YEAR PROJECT BUDGETING					
						Prior Prog.	7/2017- 6/2018	7/2018- 6/2019	7/2019- 6/2020	7/2020- 6/2021	7/2021- 6/2022
County: Various	Safety projects at various locations in the Central District. \$1,890,000 from Open Container funds.					Engineering:	0	0	0	0	132
Route: Various						R/W:	0	0	0	0	0
Job No.: 0P3022F						Construction:	0	0	0	0	2,127
Length: 0.00	MPO: N					FFOS:	0	0	0	0	1,890
Fund Cat: Safety					Fed: 2,033 State: 226 Local: 0	Payments:	0	0	0	0	0
Sec Cat: Safety	Awd Date: 2022	Anticipated Fed Cat: Safety									
TIP #:	Future Cost: 0				Estimate Total: 2,259						
County: Various	ADA Transition Plan improvements at various locations in the Central District. \$1,205,000 from Statewide Transportation Alternatives funds.					Engineering:	0	0	0	84	0
Route: Various						R/W:	0	0	0	0	0
Job No.: 0S3021F						Construction:	0	0	0	1,317	0
Length: 0.00	MPO: N					FFOS:	0	0	0	1,205	0
Fund Cat: Taking Care Of System					Fed: 1,121 State: 280 Local: 0	Payments:	0	0	0	0	0
Sec Cat: N- Ada Trans	Awd Date: 2021	Anticipated Fed Cat: STBG									
TIP #:	Future Cost: 0				Estimate Total: 1,401						
County: Various	ADA Transition Plan improvements at various locations in the Central District. \$1,205,000 from Statewide Transportation Alternatives funds.					Engineering:	0	0	0	0	84
Route: Various						R/W:	0	0	0	0	0
Job No.: 0S3022F						Construction:	0	0	0	0	1,356
Length: 0.00	MPO: N					FFOS:	0	0	0	0	1,205
Fund Cat: Taking Care Of System					Fed: 1,152 State: 288 Local: 0	Payments:	0	0	0	0	0
Sec Cat: N- Ada Trans	Awd Date: 2022	Anticipated Fed Cat: STBG									
TIP #:	Future Cost: 0				Estimate Total: 1,440						
County: Various	Job Order Contracting for guard cable and guardrail repair on various routes in the southern portion of the Central District.					Engineering:	0	37	0	0	0
Route: Various						R/W:	0	0	0	0	0
Job No.: 5P3223						Construction:	0	500	0	0	0
Length: 0.00	MPO: N					FFOS:	0	0	0	0	0
Fund Cat: Taking Care Of System					AC-State: 430 State: 107 Local: 0	Payments:	0	0	0	0	0
Sec Cat: Routine Maintenance	Awd Date: Spring 18	Anticipated Fed Cat: STBG									
TIP #:	Future Cost: 0				Estimate Total: 537						
County: Various	Job Order Contracting for guard cable and guardrail repair on various routes in the northern portion of the Central District.					Engineering:	0	38	0	0	0
Route: Various						R/W:	0	0	0	0	0
Job No.: 5P3274						Construction:	0	510	0	0	0
Length: 0.00	MPO: N					FFOS:	0	0	0	0	0
Fund Cat: Taking Care Of System					AC-State: 439 State: 109 Local: 0	Payments:	0	0	0	0	0
Sec Cat: Routine Maintenance	Awd Date: Spring 18	Anticipated Fed Cat: STBG									
TIP #:	Future Cost: 0				Estimate Total: 548						

* Subject to the approval of the Transportation Improvement Program by the governing Metropolitan Planning Organization.



2018-2022 Highway and Bridge Construction Schedule

Construction contingency applied to construction cost in the year the project is awarded.

Three percent project growth factor compounded annually is applied to right-of-way and construction costs in program years 2, 3, 4, and 5.

No inflation is applied to the Funding From Other Sources (FFOS) or Payments.

Engineering includes PE costs, CE costs and R/W incidentals.

Construction contingency applied to construction cost in the year the project is awarded. Three percent project growth factor compounded annually is applied to right-of-way and construction costs in program years 2, 3, 4, and 5. No inflation is applied to the Funding From Other Sources (FFOS) or Payments. Engineering includes PE costs, CE costs and R/W incidentals.							STATE FISCAL YEAR PROJECT BUDGETING						
							Prior Prog.	7/2017- 6/2018	7/2018- 6/2019	7/2019- 6/2020	7/2020- 6/2021	7/2021- 6/2022	
County: Various	ADA Transition Plan improvements on Rte. 17 in Waynesville, Bus. Loop 44 in St. Robert, Rte. 28 in Dixon, and Rte. 42 in Vienna. Includes sidewalks, curb ramps, entrances, and signals. \$1,074,000 from Statewide Transportation Alternatives funds.						Engineering:	0	10	11	276	0	0
Route: Various							R/W:	0	0	21	0	0	0
Job No.: 5P3285							Construction:	0	0	0	1,432	0	0
Length: 0.00	MPO: N						FFOS:	0	0	0	1,074	0	0
Fund Cat: Taking Care Of System	Fed: 1,401 State: 349 Local: 0						Payments:	0	0	0	0	0	0
Sec Cat: N- Ada Trans	Awd Date: 2020		Anticipated Fed Cat: STBG										
TIP #:	Future Cost: 0		Estimate Total: 1,750										
County: Various	ADA Transition Plan improvements at various locations in Blackwater, Bunceton, Otterville, Pilot Grove, Prairie Home, Wooldridge, and Jamestown. \$640,000 from Statewide Transportation Alternatives funds.						Engineering:	11	149	0	0	0	0
Route: Various							R/W:	0	70	0	0	0	0
Job No.: 5S3219							Construction:	0	730	0	0	0	0
Length: 0.00	MPO: N						FFOS:	0	640	0	0	0	0
Fund Cat: Taking Care Of System	Fed: 760 State: 189 Local: 0						Payments:	0	0	0	0	0	0
Sec Cat: N- Ada Trans	Awd Date: Spring 18		Anticipated Fed Cat: STBG										
TIP #:	Future Cost: 0		Estimate Total: 960										
County: Various	ADA Transition Plan improvements at various locations in Mary's Home, St. Elizabeth, Latham, and Barnett. \$224,000 from Statewide Transportation Alternatives funds.						Engineering:	5	114	0	0	0	0
Route: Various							R/W:	0	7	0	0	0	0
Job No.: 5S3220							Construction:	0	273	0	0	0	0
Length: 0.00	MPO: N						FFOS:	0	224	0	0	0	0
Fund Cat: Taking Care Of System	Fed: 315 State: 79 Local: 0						Payments:	0	0	0	0	0	0
Sec Cat: N- Ada Trans	Awd Date: Spring 18		Anticipated Fed Cat: STBG										
TIP #:	Future Cost: 0		Estimate Total: 399										
County: Various	ADA Transition Plan improvements at various locations in St. Robert. \$1,006,000 from Statewide Transportation Alternatives funds.						Engineering:	0	21	253	0	0	0
Route: Various							R/W:	0	10	0	0	0	0
Job No.: 5P3276							Construction:	0	0	1,284	0	0	0
Length: 0.00	MPO: N						FFOS:	0	8	998	0	0	0
Fund Cat: Taking Care Of System	Fed: 1,255 State: 313 Local: 0						Payments:	0	0	0	0	0	0
Sec Cat: N- Ada Trans	Awd Date: 2019		Anticipated Fed Cat: STBG										
TIP #:	Future Cost: 0		Estimate Total: 1,568										
County: Washington	Bridge improvements over Fourche-A-Renault. Project involves bridge X0449.						Engineering:	30	49	119	0	0	0
Route: MO 185							R/W:	0	10	0	0	0	0
Job No.: 5S3178							Construction:	0	0	546	0	0	0
Length: 0.07	MPO: N						FFOS:	0	0	0	0	0	0
Fund Cat: Taking Care Of System	Fed: 581 State: 143 Local: 0						Payments:	0	0	0	0	0	0
Sec Cat: Rehab And Reconst	Awd Date: 2019		Anticipated Fed Cat: NHPP										
TIP #:	Future Cost: 0		Estimate Total: 754										

* Subject to the approval of the Transportation Improvement Program by the governing Metropolitan Planning Organization.



2018-2022 Highway and Bridge Construction Schedule

Construction contingency applied to construction cost in the year the project is awarded.

Three percent project growth factor compounded annually is applied to right-of-way and construction costs in program years 2, 3, 4, and 5.

No inflation is applied to the Funding From Other Sources (FFOS) or Payments.

Engineering includes PE costs, CE costs and R/W incidentals.

Construction contingency applied to construction cost in the year the project is awarded. Three percent project growth factor compounded annually is applied to right-of-way and construction costs in program years 2, 3, 4, and 5. No inflation is applied to the Funding From Other Sources (FFOS) or Payments. Engineering includes PE costs, CE costs and R/W incidentals.										STATE FISCAL YEAR PROJECT BUDGETING						
										Prior Prog.	7/2017- 6/2018	7/2018- 6/2019	7/2019- 6/2020	7/2020- 6/2021	7/2021- 6/2022	
County: Washington	Pavement improvements from Jefferson County to Rte. 32 in Iron County. Includes Rte. 32 from Rte. 21 to St. Francois County.									Engineering:	5	7	302	0	0	0
Route: MO 21										R/W:	0	10	0	0	0	0
Job No.: 5P3212										Construction:	0	0	4,840	0	0	0
Length: 41.24	MPO: N								FFOS:	0	0	0	0	0	0	
Fund Cat: Taking Care Of System			AC-State: 4,128	State: 1,031	Local: 0					Payments:	0	0	0	0	0	
Sec Cat: Thin Lift Overlay	Awd Date: 2019	Anticipated Fed Cat: STBG														
TIP #:	Future Cost: 0		Estimate Total: 5,164													
County: Washington	Bridge improvements over Fourche-A-Renault. Project involves bridge N0767.									Engineering:	0	61	62	199	0	0
Route: RT AA										R/W:	0	0	10	0	0	0
Job No.: 5S3240										Construction:	0	0	0	1,070	0	0
Length: 0.05	MPO: N								FFOS:	0	0	0	0	0	0	
Fund Cat: Taking Care Of System			Fed: 1,122	State: 280	Local: 0					Payments:	0	0	0	0	0	
Sec Cat: Rehab And Reconst	Awd Date: 2020	Anticipated Fed Cat: NHPP														
TIP #:	Future Cost: 0		Estimate Total: 1,402													
County: Washington	Pavement, shoulder and pedestrian facility improvements from Rte. 8 to Rte. CC. Includes pavement improvements on Rte. H from Rte. 47 to Rte. WW, Rte. CC from Rte. 21 to Cole Road in Blackwell and Rte. 104 from east Rte. 21 junction to west Rte. 21 junction.									Engineering:	0	3	4	121	0	0
Route: RT E										R/W:	0	0	10	0	0	0
Job No.: 5S3290										Construction:	0	0	0	1,678	0	0
Length: 24.72	MPO: N								FFOS:	0	0	0	0	0	0	
Fund Cat: Taking Care Of System			Fed: 1,452	State: 364	Local: 0					Payments:	0	0	0	0	0	
Sec Cat: Thin Lift Overlay	Awd Date: 2020	Anticipated Fed Cat: STBG														
TIP #:	Future Cost: 0		Estimate Total: 1,816													

* Subject to the approval of the Transportation Improvement Program by the governing Metropolitan Planning Organization.



2018-2022 Highway and Bridge Construction Schedule

Transportation Planning

P.O. Box 270
Jefferson City, MO 65802

Construction contingency applied to construction cost in the year the project is awarded.
Three percent project growth factor compounded annually is applied to right-of-way and construction costs in program years 2, 3, 4, and 5.
No inflation is applied to the Funding From Other Sources (FFOS) or Payments.
Engineering includes PE costs, CE costs and R/W incidentals.

STATE FISCAL YEAR PROJECT BUDGETING						
	Prior Prog.	7/2017- 6/2018	7/2018- 6/2019	7/2019- 6/2020	7/2020- 6/2021	7/2021- 6/2022
FFOS:	0	3,585	2,999	3,237	3,095	3,095
Total R/W:	66	730	2,403	0	0	0
Total Construction:	0	88,438	104,797	87,117	5,456	3,483
Paybacks:	0	0	0	0	0	0
Sub-Total:	66	89,168	107,200	87,117	5,456	3,483
Total Engineering:	3,205	19,254	13,704	9,460	391	216
Grand Total:	3,271	108,422	120,904	96,577	5,847	3,699
		2018	2019	2020	2021	2022
State		21,112	24,148	15,196	950	514
AC-State		29,818	20,727	18,271	990	0
Local		0	0	0	0	0
Sub-total State		50,930	44,875	33,467	1,940	514
Federal						
Sub-total Federal		57,492	76,029	63,110	3,907	3,185
Grand Total		108,422	120,904	96,577	5,847	3,699

Project Count: 123

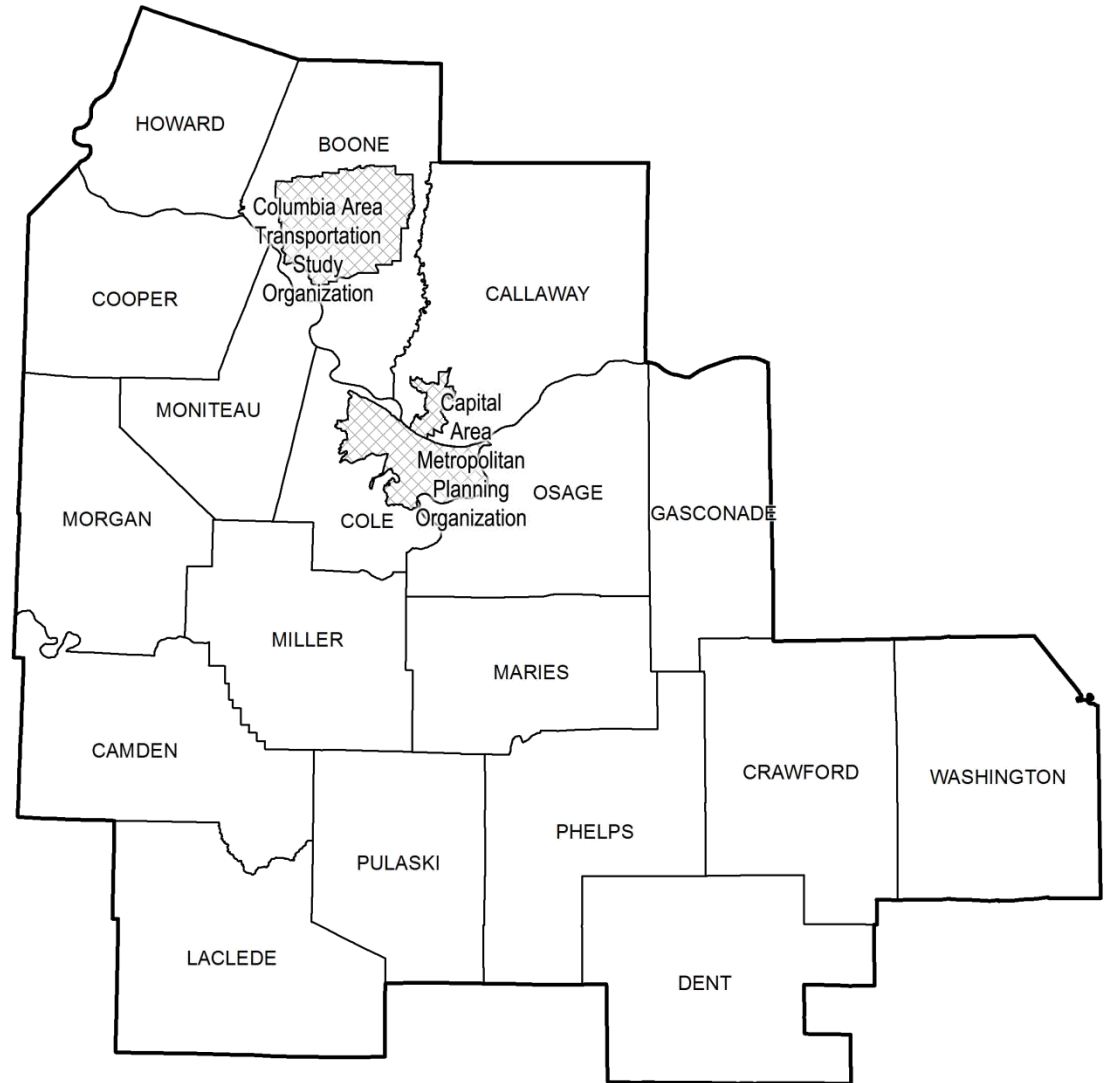
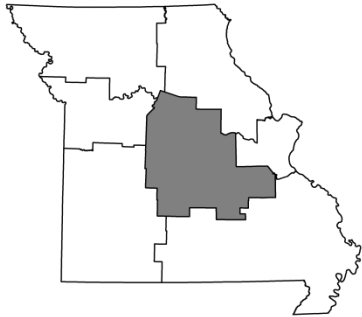
* Subject to the approval of the Transportation Improvement Program by the governing Metropolitan Planning Organization.

Jun-8-2017

Section 4 - 1

District Central

Dollars in Thousands



MoDOT's Central District

PAYMENT PROJECTS



2018-2022 Highway and Bridge Construction Schedule

Transportation Planning

P.O. Box 270
Jefferson City, MO 65802

Construction contingency applied to construction cost in the year the project is awarded.

Three percent project growth factor compounded annually is applied to right-of-way and construction costs in program years 2, 3, 4, and 5.

No inflation is applied to the Funding From Other Sources (FFOS) or Payments.

Engineering includes PE costs, CE costs and R/W incidentals.

Construction contingency applied to construction cost in the year the project is awarded. Three percent project growth factor compounded annually is applied to right-of-way and construction costs in program years 2, 3, 4, and 5. No inflation is applied to the Funding From Other Sources (FFOS) or Payments. Engineering includes PE costs, CE costs and R/W incidentals.												STATE FISCAL YEAR PROJECT BUDGETING						
												Prior Prog.	7/2017- 6/2018	7/2018- 6/2019	7/2019- 6/2020	7/2020- 6/2021	7/2021- 6/2022	
County: Various	Payback beginning in SFY 2008 for Safe and Sound bridges in the Central District.											Engineering:	0	0	0	0	0	0
Route: Various												R/W:	107	0	0	0	0	0
Job No.: 5B0800T												Construction:	0	0	0	0	0	0
Length: 0.00	MPO: Y					Fed: 0	State: 21,380	Local: 0			FFOS:	107	0	0	0	0		
Fund Cat: Taking Care Of System						Sec Cat: Rehab And Reconst	Awd Date: N/A	Anticipated Fed Cat:				Payments:	31,718	4,276	4,276	4,276	4,276	
TIP #:				Future Cost:	25,001 - 50,000		Estimate Total:		53,205									
County: Various	On-call work zone enforcement at various locations in the Central District.											Engineering:	0	1	0	0	0	0
Route: Various												R/W:	0	0	0	0	0	0
Job No.: 5P3217												Construction:	0	0	0	0	0	0
Length: 0.00	MPO: N					Fed: 32	State: 4	Local: 0			FFOS:	0	0	0	0	0		
Fund Cat: Safety						Sec Cat: Safety	Awd Date: N/A	Anticipated Fed Cat:	Safety			Payments:	0	35	0	0	0	
TIP #:				Future Cost:	0		Estimate Total:		36									
County: Various	On-call work zone enforcement at various locations in the Central District.											Engineering:	0	0	1	0	0	0
Route: Various												R/W:	0	0	0	0	0	0
Job No.: 5P3224												Construction:	0	0	0	0	0	0
Length: 0.00	MPO: N					Fed: 32	State: 4	Local: 0			FFOS:	0	0	0	0	0		
Fund Cat: Safety						Sec Cat: Safety	Awd Date: N/A	Anticipated Fed Cat:	Safety			Payments:	0	0	35	0	0	
TIP #:				Future Cost:	0		Estimate Total:		36									

* Subject to the approval of the Transportation Improvement Program by the governing Metropolitan Planning Organization.

Jun-8-2017

Section 4 - 1

District Central

Dollars in Thousands



2018-2022 Highway and Bridge Construction Schedule

Transportation Planning

P.O. Box 270
Jefferson City, MO 65802

Construction contingency applied to construction cost in the year the project is awarded.
Three percent project growth factor compounded annually is applied to right-of-way and construction costs in program years 2, 3, 4, and 5.
No inflation is applied to the Funding From Other Sources (FFOS) or Payments.
Engineering includes PE costs, CE costs and R/W incidentals.

STATE FISCAL YEAR PROJECT BUDGETING						
	Prior Prog.	7/2017- 6/2018	7/2018- 6/2019	7/2019- 6/2020	7/2020- 6/2021	7/2021- 6/2022
FFOS:	107	0	0	0	0	0
Total R/W:	107	0	0	0	0	0
Total Construction:	0	0	0	0	0	0
Paybacks:	31,718	4,311	4,311	4,276	4,276	4,276
Sub-Total:	31,825	4,311	4,311	4,276	4,276	4,276
Total Engineering:	0	1	1	0	0	0
Grand Total:	31,825	4,312	4,312	4,276	4,276	4,276
		2018	2019	2020	2021	2022
State		4,280	4,280	4,276	4,276	4,276
AC-State		0	0	0	0	0
Local		0	0	0	0	0
Sub-total State		4,280	4,280	4,276	4,276	4,276
Federal						
Sub-total Federal		32	32	0	0	0
Grand Total		4,312	4,312	4,276	4,276	4,276

Project Count: 3

* Subject to the approval of the Transportation Improvement Program by the governing Metropolitan Planning Organization.

Jun-8-2017

Section 4 - 1

District Central

Dollars in Thousands



2018-2022 Highway and Bridge Construction Schedule

Transportation Planning

P.O. Box 270
Jefferson City, MO 65102

Construction contingency applied to construction cost in the year the project is awarded.
Three percent project growth factor compounded annually is applied to right-of-way and construction costs in program years 2, 3, 4, and 5.

No inflation is applied to the Funding From Other Sources (FFOS) or Payments.

Engineering includes PE costs, CE costs and R/W incidentals.

Central

Total

STATE FISCAL YEAR PROJECT BUDGETING						
	Prior Prog.	7/2017- 6/2018	7/2018- 6/2019	7/2019- 6/2020	7/2020- 6/2021	7/2021- 6/2022
FFOS:	107	3,585	2,999	3,237	3,095	3,095
Total R/W:	173	730	2,403	0	0	0
Total Construction:	0	88,438	104,797	87,117	5,456	3,483
Paybacks:	31,718	4,311	4,311	4,276	4,276	4,276
Sub-Total:	31,891	93,479	111,511	91,393	9,732	7,759
Total Engineering:	3,205	19,255	13,705	9,460	391	216
Grand Total:	35,096	112,734	125,216	100,853	10,123	7,975
		2018	2019	2020	2021	2022
State		25,392	28,428	19,472	5,226	4,790
AC-State		29,818	20,727	18,271	990	0
Local		0	0	0	0	0
Sub-total State		55,210	49,155	37,743	6,216	4,790
Federal						
Sub-total Federal		57,524	76,061	63,110	3,907	3,185
Grand Total		112,734	125,216	100,853	10,123	7,975

Project Count: 126

* Subject to the approval of the Transportation Improvement Program by the governing Metropolitan Planning Organization.

Jun-8-2017

Section 4 - 1

District Central

Dollars in Thousands

District Program Summary

Central

(Dollars in Millions)

Amounts include construction and right of way, excludes engineering.

State Fiscal Year	2018	2019	2020	2021	2022
Statewide Interstate And Major Bridge - Available					
Statewide Interstate And Major Bridge - FFOS	0.000	0.000	0.000	0.000	0.000
Statewide Interstate And Major Bridge - Fund Transfers	1.500	27.151	0.000	0.000	0.000
Statewide Interstate And Major Bridge - Carryover	-5.540	0.000	0.000	0.000	0.000
Award and Completed Project Adjustments	0.000	0.000	0.000	0.000	0.000
Statewide Interstate And Major Bridge - Total Available	-4.040	27.151	0.000	0.000	0.000
Statewide Interstate And Major Bridge - Programmed	1.500	27.966	0.000	0.000	0.000
Safety - Available	3.031	3.072	2.948	2.933	2.914
Safety - FFOS	0.000	1.760	0.000	1.890	1.890
Safety - Fund Transfers	-8.193	-1.579	-6.760	0.000	0.000
Safety - Carryover	-2.326	0.000	0.000	0.000	0.000
Award and Completed Project Adjustments	-1.399	-0.010	0.007	-0.084	0.000
Safety - Total Available	-8.887	3.243	-3.805	4.739	4.804
Safety - Programmed	1.932	3.072	12.233	2.065	2.127
Taking Care Of System - Available	31.235	32.134	32.077	31.916	31.711
Taking Care Of System - FFOS	3.585	1.239	3.237	1.205	1.205
Taking Care Of System - Fund Transfers	82.215	33.827	15.874	0.000	0.000
Taking Care Of System - Carryover	-37.113	0.000	0.000	0.000	0.000
Award and Completed Project Adjustments	9.677	-0.680	1.667	-1.271	0.000
Taking Care Of System - Total Available	89.599	66.520	52.855	31.850	32.916
Taking Care Of System - Programmed	90.047	80.475	79.160	7.667	5.632
Flexible & Other - Available					
Flexible & Other - FFOS	0.000	0.000	0.000	0.000	0.000
Flexible & Other - Fund Transfers	0.000	0.000	0.000	0.000	0.000
Flexible & Other - Carryover	23.638	0.000	0.000	0.000	0.000
Award and Completed Project Adjustments	0.000	0.470	0.599	0.000	0.000
Flexible & Other - Total Available	23.638	0.470	0.599	0.000	0.000
Flexible & Other - Programmed	0.000	0.000	0.000	0.000	0.000
Statewide Safety - Available					
Statewide Safety - FFOS	0.000	0.000	0.000	0.000	0.000
Statewide Safety - Fund Transfers	0.000	0.000	0.000	0.000	0.000
Statewide Safety - Carryover	0.000	0.000	0.000	0.000	0.000
Award and Completed Project Adjustments	0.000	0.000	0.000	0.000	0.000
Statewide Safety - Total Available	0.000	0.000	0.000	0.000	0.000
Statewide Safety - Programmed	0.000	0.000	0.000	0.000	0.000
Statewide Major Projects & Emerging Needs - Available					
Statewide Major Projects & Emerging Needs - FFOS	0.000	0.000	0.000	0.000	0.000
Statewide Major Projects & Emerging Needs - Fund Transfers	0.000	0.000	0.000	0.000	0.000
Statewide Major Projects & Emerging Needs - Carryover	1.080	0.000	0.000	0.000	0.000
Award and Completed Project Adjustments	0.000	0.000	0.000	0.000	0.000
Statewide Major Projects & Emerging Needs - Total Available	1.080	0.000	0.000	0.000	0.000
Statewide Major Projects & Emerging Needs - Programmed	0.000	0.000	0.000	0.000	0.000
Statewide Amendment 3 - Available					
Statewide Amendment 3 - FFOS	0.000	0.000	0.000	0.000	0.000
Statewide Amendment 3 - Fund Transfers	0.000	0.000	0.000	0.000	0.000
Statewide Amendment 3 - Carryover	-16.615	0.000	0.000	0.000	0.000
Award and Completed Project Adjustments	0.000	0.000	0.000	0.000	0.000
Statewide Amendment 3 - Total Available	-16.615	0.000	0.000	0.000	0.000
Statewide Amendment 3 - Programmed	0.000	0.000	0.000	0.000	0.000

Note: Three percent inflation compounded annually applied to program years 2019 - 2022

Two percent construction contingency applied to construction.

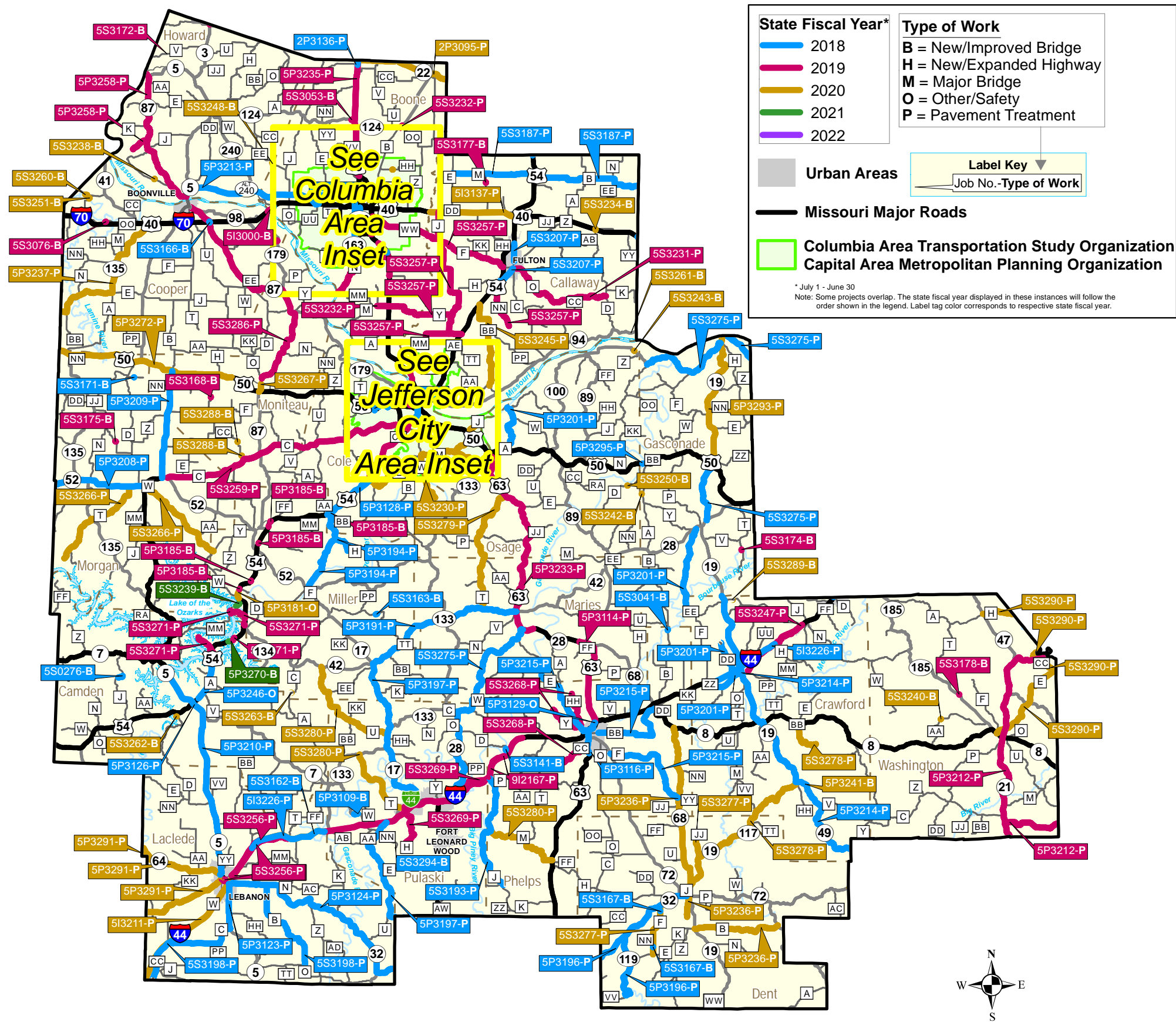
**District Program Summary
Central**

(Dollars in Millions)

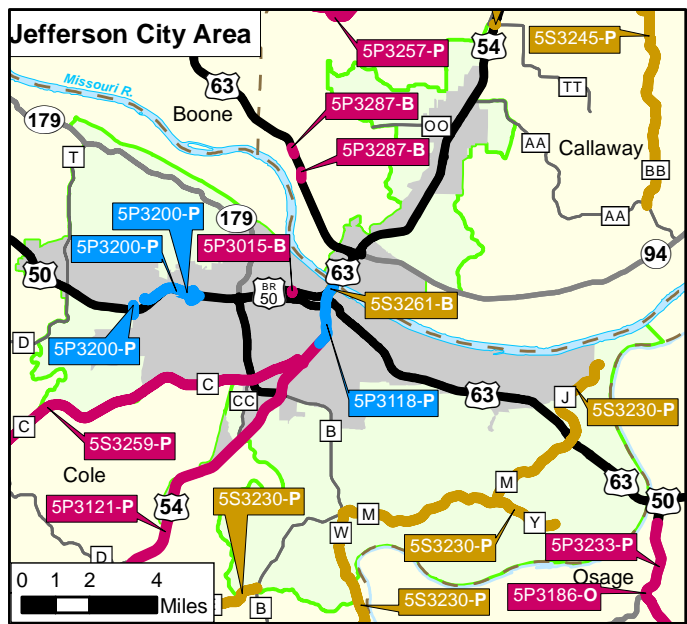
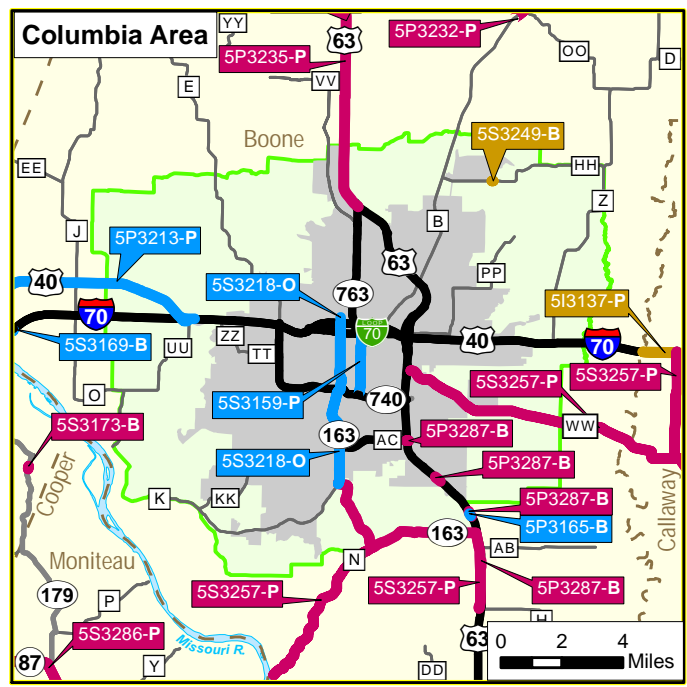
Amounts include construction and right of way, excludes engineering.

Total Categorized Funding Available by SFY	84.775	97.384	49.649	36.589	37.720
Total Flexible Funds Available	4.120	21.115	57.537	60.505	58.445
Adjustments	8.278	-0.220	2.273	-1.355	0.000
Carryovers	-36.876				
Total Available by SFY	88.895	118.499	107.186	97.094	96.165
Total Programmed by SFY	93.479	111.513	91.393	9.732	7.759

*Note: Three percent inflation compounded annually applied to program years 2019 - 2022
Two percent construction contingency applied to construction.*



Statewide Transportation Improvement Program 2018-2022 Central District Highway and Bridge Construction Projects



Missouri Department of Transportation
1-888-ASK-MODOT
WWW.MODOT.ORG
June 29, 2017



MoDOT's St Louis District

TMA: East-West Gateway Council of Governments

(Note: The following MoDOT projects are located inside the East-West Gateway Council of Governments planning area boundary.)

PROJECT DESCRIPTION KEY

2018-2022 Highway and Bridge Construction Schedule

Construction contingency applied to construction cost in the year the project is awarded.

Three percent project growth factor compounded annually is applied to right-of-way and construction in program years 2, 3, 4, and 5.

No inflation is applied to the Funding From Other Sources (FFOS) or Payments.

Engineering includes PE costs, CE costs, and R/W incidentals.

						STATE FISCAL YEAR PROJECT BUDGETING					
						Prior Prog.	7/2017 6/2018	7/2018 6/2019	7/2019 6/2020	7/2020 6/2021	7/2021 6/2022
County:	XX	Engineering:	99	9	0	0	0	0	0	0	0
Route:	XX	R/W:	0	0	99	0	0	0	0	0	0
Job No.:		Construction:	0	0	0	999	0	0	0	0	0
Length:											
Fund Cat:	MPO: Fed: State: Local:										
Sec Cat:	Award Date Anticipated Fed Cat:	FFOS:	0	0	0	99	0	0	0	0	0
TIP#	Future Cost: Estimate Total:	Payments:	0	99	0	0	0	0	0	0	0

Anticipated Federal
Funding Category^

Estimated cost range beyond 2022.

Date project is to be awarded to begin
construction (Season and calendar year for
2017 & 2018. SFY only beyond 2018).

Metropolitan Planning Organization (Y/N).

Project description and location.

County location of project.

Route location of project.

Project number used to track
project costs.

Total length in 1/100 miles.

Primary Funding Category.*

Secondary Funding Category.**

Transportation Improvement Program
number (MPO projects only).

Total project cost estimate.

Federal, Advanced CN-State,
State and Local share of project
costs.

Dollars programmed
in previous STIPs.

Dollars funded
from other
sources.

Dollars for construction,
utilities and
contingency.

Dollars for right-of-way
(land acquisition).

Dollars to be paid back for
accelerating the project or
payments to others.

Dollars for engineering that include
preliminary engineering, construction
engineering and right-of-way incidentals.

*Primary Funding Category:

Take Care of System
Statewide Interstate & Major Bridge
Safety
Statewide Safety
Flexible & Other
Amendment 3

**Secondary Funding Category:

Enhancements
Low Type Resurfacing
N - Ada Trans (ADA Transition Plan)
Preventive Maint (Preventive Maintenance)
Regional
Rehab And Reconst (Rehabilitation and Reconstruction)
Routine Maintenance
Safety
Systems Operations
Thin Lift Overlay
Urban Safety

^Anticipated Federal Funding Category:

CMAQ - Congestion Mitigation and Air Quality.

* Usually 80% Federal & 20% State funds.

Earmark - usually 80% Federal & 20% State funds.

NHFP - National Highway Freight Program.

* Usually 80% Federal & 20% State funds.

NHPP - National Highway Performance Program.

* Usually 80% Federal & 20% State funds.

* Sometimes 90% Federal & 10% State funds.

Safety - usually 90% Federal & 10% State funds.

State - No federal funds, state only funded.

STBG - Surface Transportation Block Grant program.

* Usually 80% Federal & 20% State funds.

(All Costs in Thousands)



2018-2022 Highway and Bridge Construction Schedule

Transportation Planning

P.O. Box 270
Jefferson City, MO 65102

Construction contingency applied to construction cost in the year the project is awarded.

Three percent project growth factor compounded annually is applied to right-of-way and construction costs in program years 2, 3, 4, and 5.

No inflation is applied to the Funding From Other Sources (FFOS) or Payments.

Engineering includes PE costs, CE costs and R/W incidentals.

Construction contingency applied to construction cost in the year the project is awarded. Three percent project growth factor compounded annually is applied to right-of-way and construction costs in program years 2, 3, 4, and 5. No inflation is applied to the Funding From Other Sources (FFOS) or Payments. Engineering includes PE costs, CE costs and R/W incidentals.										STATE FISCAL YEAR PROJECT BUDGETING					
										Prior Prog.	7/2017- 6/2018	7/2018- 6/2019	7/2019- 6/2020	7/2020- 6/2021	7/2021- 6/2022
County: Franklin Route: MO 185 Job No.: 6S3231 Length: 0.19 MPO: Y Fund Cat: Taking Care Of System AC-State: 325 State: 81 Local: 0 Sec Cat: Systems Operations Awd Date: Winter 18 Anticipated Fed Cat: STBG TIP #: Future Cost: 0 Estimate Total: 436	Engineering: R/W: Construction: FFOS: Payments:	30 0 0 0 0 0	29 17 360 0 0 0	0 0 0 0 0 0	0 0 0 0 0 0	0 0 0 0 0 0									
County: Franklin Route: IS 44 Job No.: 6I3116 Length: 0.13 MPO: Y Fund Cat: Taking Care Of System Fed: 2,878 State: 719 Local: 0 Sec Cat: Rehab And Reconst Awd Date: Winter 18 Anticipated Fed Cat: NHPP TIP #: Future Cost: 0 Estimate Total: 3,637	Engineering: R/W: Construction: FFOS: Payments:	40 0 0 0 0 0	465 0 3,132 0 0 0	0 0 0 0 0 0	0 0 0 0 0 0	0 0 0 0 0 0									
County: Franklin Route: IS 44 Job No.: 6I3189 Length: 14.81 MPO: Y Fund Cat: Taking Care Of System Fed: 32,119 State: 3,569 Local: 0 Sec Cat: Preventive Maint Awd Date: Spring 18 Anticipated Fed Cat: NHPP TIP #: Future Cost: 0 Estimate Total: 35,988	Engineering: R/W: Construction: FFOS: Payments:	300 0 0 0 0 0	2,666 0 33,022 558 0 0	0 0 0 0 0 0	0 0 0 0 0 0	0 0 0 0 0 0									
County: Franklin Route: IS 44 Job No.: 6I3243 Length: 0.57 MPO: Y Fund Cat: Taking Care Of System Fed: 321 State: 80 Local: 0 Sec Cat: Rehab And Reconst Awd Date: Summer 18 Anticipated Fed Cat: NHPP TIP #: Future Cost: 0 Estimate Total: 401	Engineering: R/W: Construction: FFOS: Payments:	0 0 0 0 0 0	30 0 0 0 0 0	24 0 347 0 0 0	0 0 0 0 0 0	0 0 0 0 0 0									
County: Franklin Route: IS 44 Job No.: 6I3295 Length: 24.39 MPO: Y Fund Cat: Taking Care Of System AC-State: 23,016 State: 2,557 Local: 0 Sec Cat: Preventive Maint Awd Date: 2020 Anticipated Fed Cat: NHPP TIP #: Future Cost: 0 Estimate Total: 25,573	Engineering: R/W: Construction: FFOS: Payments:	0 0 0 0 0 0	500 0 0 0 0 0	300 0 0 0 0 0	1,690 0 23,083 0 0 0	0 0 0 0 0 0									

* Subject to the approval of the Transportation Improvement Program by the governing Metropolitan Planning Organization.

Jun-8-2017

Section 4 - 1

District St. Louis

TMA

Dollars in Thousands



2018-2022 Highway and Bridge Construction Schedule

Transportation Planning

P.O. Box 270
Jefferson City, MO 65102

Construction contingency applied to construction cost in the year the project is awarded.

Three percent project growth factor compounded annually is applied to right-of-way and construction costs in program years 2, 3, 4, and 5.

No inflation is applied to the Funding From Other Sources (FFOS) or Payments.

Engineering includes PE costs, CE costs and R/W incidentals.

						STATE FISCAL YEAR PROJECT BUDGETING					
						Prior Prog.	7/2017- 6/2018	7/2018- 6/2019	7/2019- 6/2020	7/2020- 6/2021	7/2021- 6/2022
County:	Franklin	Pavement improvements from north of Rte. W in Stanton to end of state maintenance near Oak Grove Village, including on Rte. W from I-44 to Brandi King Lane.				Engineering:	10	357	0	0	0
Route:	OR 44					R/W:	0	0	0	0	0
Job No.:	6S3244					Construction:	0	2,293	0	0	0
Length:	3.80	MPO:	Y			FFOS:	0	0	0	0	0
Fund Cat:	Taking Care Of System	AC-State:	2,120	State:	530	Local:	0				
Sec Cat:	Preventive Maint	Awd Date:	Winter 18	Anticipated Fed Cat:	STBG	Payments:	0	0	0	0	0
TIP #:		Future Cost:	0	Estimate Total:	2,660						
County:	Franklin	Pavement improvements and guardrail upgrades from Commercial Avenue in St. Clair to Norwood Trailer Drive in Washington. \$686,845 Open Container funds.				Engineering:	125	205	0	0	0
Route:	MO 47					R/W:	0	0	0	0	0
Job No.:	6S3161					Construction:	0	2,622	0	0	0
Length:	12.80	MPO:	Y			FFOS:	0	687	0	0	0
Fund Cat:	Taking Care Of System	Fed:	2,262	State:	565	Local:	0				
Sec Cat:	Preventive Maint	Awd Date:	Spring 18	Anticipated Fed Cat:	NHPP	Payments:	0	0	0	0	0
TIP #:		Future Cost:	0	Estimate Total:	2,952						
County:	Franklin	Pavement improvements, guardrail upgrades, and ADA Transition Plan improvements from Norwood Trailer Drive to 3rd Street in Washington. \$163,963 Open Container funds and \$117,000 Statewide Transportation Alternatives funds.				Engineering:	40	187	0	0	0
Route:	MO 47					R/W:	0	50	0	0	0
Job No.:	6S3207					Construction:	0	1,595	0	0	0
Length:	1.52	MPO:	Y			FFOS:	0	281	0	0	0
Fund Cat:	Taking Care Of System	Fed:	1,466	State:	366	Local:	0				
Sec Cat:	Preventive Maint	Awd Date:	Spring 18	Anticipated Fed Cat:	NHPP	Payments:	0	0	0	0	0
TIP #:		Future Cost:	0	Estimate Total:	1,872						
County:	Franklin	Pavement and safety improvements at Rte. EE intersection, and from east of Progress Parkway/Denmark Street to west of I-44.				Engineering:	100	100	116	221	0
Route:	US 50					R/W:	0	0	250	0	0
Job No.:	6P3246					Construction:	0	0	0	3,409	0
Length:	2.94	MPO:	Y			FFOS:	0	0	0	0	0
Fund Cat:	Taking Care Of System	AC-State:	3,277	State:	819	Local:	0				
Sec Cat:	Preventive Maint	Awd Date:	2020	Anticipated Fed Cat:	NHPP	Payments:	0	0	0	0	0
TIP #:		Future Cost:	0	Estimate Total:	4,196						
County:	Franklin	Bridge improvements over Happy Sac Creek. Project involves bridge N0620.				Engineering:	50	84	177	0	0
Route:	RT AD					R/W:	0	35	0	0	0
Job No.:	6S3168					Construction:	0	0	2,275	0	0
Length:	0.09	MPO:	Y			FFOS:	0	0	0	0	0
Fund Cat:	Taking Care Of System	Fed:	2,057	State:	514	Local:	0				
Sec Cat:	Preventive Maint	Awd Date:	2019	Anticipated Fed Cat:	NHPP	Payments:	0	0	0	0	0
TIP #:		Future Cost:	0	Estimate Total:	2,621						

* Subject to the approval of the Transportation Improvement Program by the governing Metropolitan Planning Organization.

Jun-8-2017

Section 4 - 2

District St. Louis

TMA

Dollars in Thousands



2018-2022 Highway and Bridge Construction Schedule

Transportation Planning

P.O. Box 270
Jefferson City, MO 65102

Construction contingency applied to construction cost in the year the project is awarded.

Three percent project growth factor compounded annually is applied to right-of-way and construction costs in program years 2, 3, 4, and 5.

No inflation is applied to the Funding From Other Sources (FFOS) or Payments.

Engineering includes PE costs, CE costs and R/W incidentals.

Construction contingency applied to construction cost in the year the project is awarded. Three percent project growth factor compounded annually is applied to right-of-way and construction costs in program years 2, 3, 4, and 5. No inflation is applied to the Funding From Other Sources (FFOS) or Payments. Engineering includes PE costs, CE costs and R/W incidentals.							STATE FISCAL YEAR PROJECT BUDGETING						
							Prior Prog.	7/2017- 6/2018	7/2018- 6/2019	7/2019- 6/2020	7/2020- 6/2021	7/2021- 6/2022	
County: Franklin	Pavement and guardrail improvements from Rte. 100 at New Haven to Rte. 50 west of Leslie.						Engineering:	0	100	449	0	0	0
Route: RT C							R/W:	0	0	0	0	0	0
Job No.: 6S3247							Construction:	0	0	5,292	0	0	0
Length: 14.38	MPO: Y							FFOS:	0	0	0	0	0
Fund Cat: Taking Care Of System	AC-State: 4,673 State: 1,168 Local: 0						Payments:	0	0	0	0	0	
Sec Cat: Routine Maintenance	Awd Date: Summer 18	Anticipated Fed Cat: STBG											
TIP #:	Future Cost: 0 Estimate Total: 5,841												
County: Franklin	Bridge improvements over the Bourbeuse River. Project involves bridge R0497.						Engineering:	50	60	119	0	0	0
Route: RT H							R/W:	0	0	0	0	0	0
Job No.: 6S3162							Construction:	0	0	1,183	0	0	0
Length: 0.09	MPO: Y							FFOS:	0	0	0	0	0
Fund Cat: Taking Care Of System	Fed: 1,089 State: 273 Local: 0						Payments:	0	0	0	0	0	
Sec Cat: Preventive Maint	Awd Date: 2019	Anticipated Fed Cat: NHPP											
TIP #:	Future Cost: 0 Estimate Total: 1,412												
County: Franklin	Replace bridge over I-44 at Villa Ridge. Project involves bridge L0868.						Engineering:	60	138	0	0	0	0
Route: CRD ST MARYS RD							R/W:	0	0	0	0	0	0
Job No.: 6S3163							Construction:	0	1,357	0	0	0	0
Length: 0.04	MPO: Y							FFOS:	0	0	0	0	0
Fund Cat: Taking Care Of System	Fed: 1,196 State: 299 Local: 0						Payments:	0	0	0	0	0	
Sec Cat: Rehab And Reconst	Awd Date: Winter 18	Anticipated Fed Cat: NHPP											
TIP #:	Future Cost: 0 Estimate Total: 1,555												
County: Franklin	Pavement improvements from Rte. Y to Boeuf Creek near Beemont.						Engineering:	50	112	0	0	0	0
Route: RT ZZ							R/W:	0	0	0	0	0	0
Job No.: 6S3223							Construction:	0	962	0	0	0	0
Length: 2.89	MPO: Y							FFOS:	0	0	0	0	0
Fund Cat: Taking Care Of System	AC-State: 860 State: 214 Local: 0						Payments:	0	0	0	0	0	
Sec Cat: Preventive Maint	Awd Date: Winter 18	Anticipated Fed Cat: STBG											
TIP #:	Future Cost: 0 Estimate Total: 1,124												
County: Franklin	Bridge improvements over Boeuf Creek near Beemont. Project involves bridge R0289.						Engineering:	50	54	136	0	0	0
Route: RT ZZ							R/W:	0	20	0	0	0	0
Job No.: 6S3226							Construction:	0	0	1,218	0	0	0
Length: 0.13	MPO: Y							FFOS:	0	0	0	0	0
Fund Cat: Taking Care Of System	Fed: 1,142 State: 286 Local: 0						Payments:	0	0	0	0	0	
Sec Cat: Rehab And Reconst	Awd Date: 2019	Anticipated Fed Cat: NHPP											
TIP #:	Future Cost: 0 Estimate Total: 1,478												

* Subject to the approval of the Transportation Improvement Program by the governing Metropolitan Planning Organization.

Jun-8-2017

Section 4 - 3

District St. Louis

TMA

Dollars in Thousands



2018-2022 Highway and Bridge Construction Schedule

Transportation Planning

P.O. Box 270
Jefferson City, MO 65102

Construction contingency applied to construction cost in the year the project is awarded.

Three percent project growth factor compounded annually is applied to right-of-way and construction costs in program years 2, 3, 4, and 5.

No inflation is applied to the Funding From Other Sources (FFOS) or Payments.

Engineering includes PE costs, CE costs and R/W incidentals.

Construction contingency applied to construction cost in the year the project is awarded. Three percent project growth factor compounded annually is applied to right-of-way and construction costs in program years 2, 3, 4, and 5. No inflation is applied to the Funding From Other Sources (FFOS) or Payments. Engineering includes PE costs, CE costs and R/W incidentals.							STATE FISCAL YEAR PROJECT BUDGETING					
							Prior Prog.	7/2017- 6/2018	7/2018- 6/2019	7/2019- 6/2020	7/2020- 6/2021	7/2021- 6/2022
County: Jefferson	Pavement improvements from Rte. 21 near De Soto to Rte. 67, including on Rte. CC from Rte. 67 to Spalding Road in Olympian Village. Includes bridge improvement over Fisher Creek. Project involves bridge A3409.		Engineering:	0	200	50	311	0	0			
Route: MO 110			R/W:	0	0	0	0	0	0			
Job No.: 6S3245			Construction:	0	0	0	4,034	0	0			
Length: 6.42	MPO: Y		FFOS:	0	0	0	0	0	0			
Fund Cat: Taking Care Of System		AC-State: 3,676 State: 919 Local: 0	Payments:	0	0	0	0	0	0			
Sec Cat: Rehab And Reconst	Awd Date: 2020	Anticipated Fed Cat: STBG										
TIP #:	Future Cost: 0	Estimate Total: 4,595										
County: Jefferson	Pavement improvements from Rte. 30 in Fenton to Rte. 61/67 in Arnold. \$1,207,514 Open Container funds.		Engineering:	150	150	940	0	0	0			
Route: MO 141			R/W:	0	0	0	0	0	0			
Job No.: 6P3184			Construction:	0	0	7,499	0	0	0			
Length: 7.55	MPO: Y		FFOS:	0	0	1,208	0	0	0			
Fund Cat: Taking Care Of System		Fed: 6,871 State: 1,718 Local: 0	Payments:	0	0	0	0	0	0			
Sec Cat: Preventive Maint	Awd Date: 2019	Anticipated Fed Cat: NHPP										
TIP #:	Future Cost: 0	Estimate Total: 8,739										
County: Jefferson	Drainage improvements between Old Rte. 21 and Klable Road.		Engineering:	148	47	0	0	0	0			
Route: MO 21			R/W:	597	0	0	0	0	0			
Job No.: 6P0876R			Construction:	0	753	0	0	0	0			
Length: 1.73	MPO: Y		FFOS:	0	0	0	0	0	0			
Fund Cat: Taking Care Of System		Fed: 640 State: 160 Local: 0	Payments:	0	0	0	0	0	0			
Sec Cat: Rehab And Reconst	Awd Date: Winter 18	Anticipated Fed Cat: NHPP										
TIP #:	Future Cost: 0	Estimate Total: 1,545										
County: Jefferson	Intersection safety improvements at Rte. 110 north of De Soto.		Engineering:	195	165	0	0	0	0			
Route: MO 21			R/W:	0	795	0	0	0	0			
Job No.: 6P2345			Construction:	0	1,124	0	0	0	0			
Length: 0.20	MPO: Y		FFOS:	0	0	0	0	0	0			
Fund Cat: Safety		Fed: 1,875 State: 209 Local: 0	Payments:	0	0	0	0	0	0			
Sec Cat: Urban Safety	Awd Date: Winter 18	Anticipated Fed Cat: Safety										
TIP #: 5313-11	Future Cost: 0	Estimate Total: 2,279										
County: Jefferson	Payment to City of De Soto for roadway improvements on Rte. 21 between Cajun Drive and Rte. H. \$881,606 Congestion Mitigation and Air Quality funds.		Engineering:	0	1	1	0	0	0			
Route: MO 21			R/W:	0	0	0	0	0	0			
Job No.: 6P3155			Construction:	0	0	1,024	0	0	0			
Length: 0.53	MPO: Y		FFOS:	0	0	882	0	0	0			
Fund Cat: Taking Care Of System		Fed: 821 State: 205 Local: 0	Payments:	0	0	0	0	0	0			
Sec Cat: Preventive Maint	Awd Date: N/A	Anticipated Fed Cat: C.M.A.Q.										
TIP #:	Future Cost: 0	Estimate Total: 1,026										

* Subject to the approval of the Transportation Improvement Program by the governing Metropolitan Planning Organization.

Jun-8-2017

Section 4 - 4

District St. Louis

TMA

Dollars in Thousands



2018-2022 Highway and Bridge Construction Schedule

Transportation Planning

P.O. Box 270
Jefferson City, MO 65102

Construction contingency applied to construction cost in the year the project is awarded.

Three percent project growth factor compounded annually is applied to right-of-way and construction costs in program years 2, 3, 4, and 5.

No inflation is applied to the Funding From Other Sources (FFOS) or Payments.

Engineering includes PE costs, CE costs and R/W incidentals.

Construction contingency applied to construction cost in the year the project is awarded. Three percent project growth factor compounded annually is applied to right-of-way and construction costs in program years 2, 3, 4, and 5. No inflation is applied to the Funding From Other Sources (FFOS) or Payments. Engineering includes PE costs, CE costs and R/W incidentals.							STATE FISCAL YEAR PROJECT BUDGETING					
							Prior Prog.	7/2017- 6/2018	7/2018- 6/2019	7/2019- 6/2020	7/2020- 6/2021	7/2021- 6/2022
County: Jefferson Route: MO 21 Job No.: 6P3242 Length: 1.13 MPO: Y Fund Cat: Taking Care Of System												

* Subject to the approval of the Transportation Improvement Program by the governing Metropolitan Planning Organization.

Jun-8-2017

Section 4 - 5

District St. Louis

TMA

Dollars in Thousands



2018-2022 Highway and Bridge Construction Schedule

Transportation Planning

P.O. Box 270
Jefferson City, MO 65102

Construction contingency applied to construction cost in the year the project is awarded.

Three percent project growth factor compounded annually is applied to right-of-way and construction costs in program years 2, 3, 4, and 5.

No inflation is applied to the Funding From Other Sources (FFOS) or Payments.

Engineering includes PE costs, CE costs and R/W incidentals.

Construction contingency applied to construction cost in the year the project is awarded. Three percent project growth factor compounded annually is applied to right-of-way and construction costs in program years 2, 3, 4, and 5. No inflation is applied to the Funding From Other Sources (FFOS) or Payments. Engineering includes PE costs, CE costs and R/W incidentals.										STATE FISCAL YEAR PROJECT BUDGETING						
										Prior Prog.	7/2017- 6/2018	7/2018- 6/2019	7/2019- 6/2020	7/2020- 6/2021	7/2021- 6/2022	
County: Jefferson	Intersection safety improvements at Montauk Road north of Olympian Village.									Engineering:	23	67	0	0	0	0
Route: US 67										R/W:	0	0	0	0	0	0
Job No.: 6P3144										Construction:	0	243	0	0	0	0
Length: 0.06	MPO: Y								FFOS:	0	0	0	0	0	0	
Fund Cat: Safety	Fed: 279 State: 31 Local: 0									Payments:	0	0	0	0	0	0
Sec Cat: Safety	Awd Date: Spring 18 Anticipated Fed Cat: Safety															
TIP #:	Future Cost: 0 Estimate Total: 333															
County: Jefferson	Intersection safety improvements at Victoria Road north of Olympian Village.									Engineering:	95	294	0	0	0	0
Route: US 67										R/W:	0	327	0	0	0	0
Job No.: 6P3145										Construction:	0	1,288	0	0	0	0
Length: 0.04	MPO: Y								FFOS:	0	0	0	0	0	0	
Fund Cat: Safety	Fed: 1,717 State: 192 Local: 0									Payments:	0	0	0	0	0	0
Sec Cat: Safety	Awd Date: Spring 18 Anticipated Fed Cat: Safety															
TIP #:	Future Cost: 0 Estimate Total: 2,004															
County: Jefferson	Pavement improvements and guardrail upgrades from I-55 to Rte. 61/67. \$45,824 Open Container funds.									Engineering:	10	10	24	0	0	0
Route: RT M										R/W:	0	0	0	0	0	0
Job No.: 6S3167										Construction:	0	0	294	0	0	0
Length: 0.64	MPO: Y								FFOS:	0	0	46	0	0	0	
Fund Cat: Taking Care Of System	Fed: 262 State: 66 Local: 0									Payments:	0	0	0	0	0	0
Sec Cat: Preventive Maint	Awd Date: 2019 Anticipated Fed Cat: NHPP															
TIP #:	Future Cost: 0 Estimate Total: 338															
County: Jefferson	Pavement and guardrail improvements from Rte. 61 near Selma to I-55 near Danby, and on Rte. T from Rte. TT to Rte. JJ near Papin.									Engineering:	5	195	204	0	0	0
Route: RT TT										R/W:	0	0	0	0	0	0
Job No.: 6S3241										Construction:	0	0	3,102	0	0	0
Length: 15.54	MPO: Y								FFOS:	0	0	0	0	0	0	
Fund Cat: Taking Care Of System	AC-State: 2,801 State: 700 Local: 0									Payments:	0	0	0	0	0	0
Sec Cat: Preventive Maint	Awd Date: Summer 18 Anticipated Fed Cat: STBG															
TIP #:	Future Cost: 0 Estimate Total: 3,506															
County: Jefferson	Roadway improvements and slide repair near Hardin Road.									Engineering:	135	42	118	0	0	0
Route: RT V										R/W:	0	218	0	0	0	0
Job No.: 6S3089										Construction:	0	0	1,620	0	0	0
Length: 0.13	MPO: Y								FFOS:	0	0	0	0	0	0	
Fund Cat: Taking Care Of System	Fed: 1,598 State: 400 Local: 0									Payments:	0	0	0	0	0	0
Sec Cat: Preventive Maint	Awd Date: 2019 Anticipated Fed Cat: STBG															
TIP #:	Future Cost: 0 Estimate Total: 2,133															

* Subject to the approval of the Transportation Improvement Program by the governing Metropolitan Planning Organization.

Jun-8-2017

Section 4 - 6

District St. Louis

TMA

Dollars in Thousands



2018-2022 Highway and Bridge Construction Schedule

Transportation Planning

P.O. Box 270
Jefferson City, MO 65102

Construction contingency applied to construction cost in the year the project is awarded.

Three percent project growth factor compounded annually is applied to right-of-way and construction costs in program years 2, 3, 4, and 5.

No inflation is applied to the Funding From Other Sources (FFOS) or Payments.

Engineering includes PE costs, CE costs and R/W incidentals.

						STATE FISCAL YEAR PROJECT BUDGETING					
						Prior Prog.	7/2017- 6/2018	7/2018- 6/2019	7/2019- 6/2020	7/2020- 6/2021	7/2021- 6/2022
County:	Jefferson	Drainage improvements at Joachim Creek, east of Rte. 67. Project involves box culvert				Engineering:	30	22	0	0	0
Route:	RT V	T0223.				R/W:	0	0	0	0	0
Job No.:	6S3232					Construction:	0	313	0	0	0
Length:	0.10	MPO:	Y			FFOS:	0	0	0	0	0
Fund Cat:	Taking Care Of System	AC-State:	268	State:	67	Local:	0				
Sec Cat:	Rehab And Reconst	Awd Date:	Winter 18	Anticipated Fed Cat:	STBG	Payments:	0	0	0	0	0
TIP #:		Future Cost:	0	Estimate Total:	365						
County:	Jefferson	Payment to City of Pevely for roadway improvements on Rte. Z from east of I-55 to Rte.				Engineering:	0	0	1	0	0
Route:	RT Z	61/67. \$952,226 STP funds.				R/W:	0	0	0	0	0
Job No.:	6S3151					Construction:	0	0	1,078	0	0
Length:	0.35	MPO:	Y			FFOS:	0	0	952	0	0
Fund Cat:	Taking Care Of System	Fed:	863	State:	216	Local:	0				
Sec Cat:	Preventive Maint	Awd Date:	N/A	Anticipated Fed Cat:	STBG	Payments:	0	0	0	0	0
TIP #:		Future Cost:	0	Estimate Total:	1,079						
County:	St. Charles	Bridge improvements at Rte. 94 (3rd Street) in St. Charles. Project involves bridges A4999				Engineering:	114	60	226	0	0
Route:	MO 370	and A5109.				R/W:	0	0	0	0	0
Job No.:	6P2325					Construction:	0	0	2,492	0	0
Length:	0.17	MPO:	Y			FFOS:	0	0	0	0	0
Fund Cat:	Taking Care Of System	Fed:	2,223	State:	555	Local:	0				
Sec Cat:	Rehab And Reconst	Awd Date:	Fall 18	Anticipated Fed Cat:	STBG	Payments:	0	0	0	0	0
TIP #:	5305F-11	Future Cost:	0	Estimate Total:	2,892						
County:	St. Charles	Signal optimization at Rte. 370 interchanges from Elm Street to St. Louis Mills, and on				Engineering:	0	9	0	0	0
Route:	MO 370	Rte. 115 from Jennings Station to I-70 south outer road. \$96,000 Congestion Mitigation				R/W:	0	0	0	0	0
Job No.:	6P3222	and Air Quality Improvement Program funds.				Construction:	0	120	0	0	0
Length:	11.01	MPO:	Y			FFOS:	0	96	0	0	0
Fund Cat:	Taking Care Of System	Fed:	103	State:	26	Local:	0				
Sec Cat:	Systems Operations	Awd Date:	N/A	Anticipated Fed Cat:	C.M.A.Q.	Payments:	0	0	0	0	0
TIP #:		Future Cost:	0	Estimate Total:	129						
County:	St. Charles	New interchange at Rte. P / Peine Road, safety improvements at median crossovers north				Engineering:	1,066	780	0	0	0
Route:	US 61	of Peine Road to north of Rte. A. Project involves bridge H0149. \$4,331,337 Cost Share,				R/W:	788	0	0	0	0
Job No.:	6P3071	\$2,795,119 Wentzville, \$3,501,000 St. Charles County, \$3,031,188 Demo ID MO160.				Construction:	0	11,778	0	0	0
Length:	2.52	MPO:	Y			FFOS:	788	8,884	0	0	0
Fund Cat:	Flexible & Other	AC-State:	7,849	State:	156	Local:	4,553				
Sec Cat:	Systems Operations	Awd Date:	Summer 17	Anticipated Fed Cat:	STBG	Payments:	0	0	0	0	0
TIP #:	6434-14	Future Cost:	0	Estimate Total:	14,412						

* Subject to the approval of the Transportation Improvement Program by the governing Metropolitan Planning Organization.



2018-2022 Highway and Bridge Construction Schedule

Transportation Planning

P.O. Box 270
Jefferson City, MO 65102

Construction contingency applied to construction cost in the year the project is awarded.

Three percent project growth factor compounded annually is applied to right-of-way and construction costs in program years 2, 3, 4, and 5.

No inflation is applied to the Funding From Other Sources (FFOS) or Payments.

Engineering includes PE costs, CE costs and R/W incidentals.

						STATE FISCAL YEAR PROJECT BUDGETING					
						Prior Prog.	7/2017- 6/2018	7/2018- 6/2019	7/2019- 6/2020	7/2020- 6/2021	7/2021- 6/2022
County:	St. Charles	Bridge improvements at Pitman Avenue, I-70, and I-64 in Wentzville. Project involves bridges A2755, A2756, L0428, and A2543.				Engineering:	0	150	323	0	0
Route:	US 61					R/W:	0	0	0	0	0
Job No.:	6P3331					Construction:	0	0	3,109	0	0
Length:	0.17	MPO:	Y			FFOS:	0	0	0	0	0
Fund Cat:	Taking Care Of System	Fed:	2,866	State:	716	Local:	0				
Sec Cat:	Preventive Maint	Awd Date:	2019	Anticipated Fed Cat:	NHPP	Payments:	0	0	0	0	0
TIP #:		Future Cost:	0	Estimate Total:	3,582						
County:	St. Charles	Pavement and bridge improvements to ramps at interchange with I-70 and Rte. 61. Project involves bridges L0428 and L0624.				Engineering:	30	100	0	0	0
Route:	IS 64					R/W:	0	0	0	0	0
Job No.:	6I3182					Construction:	0	1,310	0	0	0
Length:	1.04	MPO:	Y			FFOS:	0	0	0	0	0
Fund Cat:	Taking Care Of System	Fed:	1,128	State:	282	Local:	0				
Sec Cat:	Routine Maintenance	Awd Date:	Winter 18	Anticipated Fed Cat:	STBG	Payments:	0	0	0	0	0
TIP #:		Future Cost:	0	Estimate Total:	1,440						
County:	St. Charles	Payment to IDOT for bridge improvements on the Clark bridge. Project involves bridge A4278.				Engineering:	0	1	0	0	0
Route:	US 67					R/W:	0	0	0	0	0
Job No.:	6P3039					Construction:	0	150	0	0	0
Length:	0.24	MPO:	Y			FFOS:	0	0	0	0	0
Fund Cat:	Statewide Interstate And Major Bridge	Fed:	121	State:	30	Local:	0				
Sec Cat:	Rehab And Reconst	Awd Date:	N/A	Anticipated Fed Cat:	NHPP	Payments:	0	0	0	0	0
TIP #:		Future Cost:	0	Estimate Total:	151						
County:	St. Charles	Pavement improvements on west Clay Street from Truman Boulevard to Zumbuhl Road and on Veterans Memorial Parkway from Zumbuhl Road to Rte. 94.				Engineering:	194	102	0	0	0
Route:	OR 70					R/W:	0	0	0	0	0
Job No.:	6I2240					Construction:	0	1,050	0	0	0
Length:	3.12	MPO:	Y			FFOS:	0	0	0	0	0
Fund Cat:	Taking Care Of System	Fed:	922	State:	230	Local:	0				
Sec Cat:	Rehab And Reconst	Awd Date:	Fall 17	Anticipated Fed Cat:	STBG	Payments:	0	0	0	0	0
TIP #:	4922-09	Future Cost:	0	Estimate Total:	1,346						
County:	St. Charles	Restripe lanes, improve interchanges, construct outer roads and sidewalks from Woodlawn Ave. to TR Hughes Blvd. including Main St. Project involves bridges L0710 and A6157. \$3,878,533 Cost Share, \$3,500,000 CMAQ, and \$6,132,000 City of O'Fallon.				Engineering:	193	770	0	0	0
Route:	IS 70					R/W:	1,483	0	0	0	0
Job No.:	6I2418					Construction:	0	13,060	0	0	0
Length:	5.42	MPO:	Y			FFOS:	1,483	11,732	0	0	0
Fund Cat:	Flexible & Other	Fed:	9,323	State:	154	Local:	4,353				
Sec Cat:	System Expansion	Awd Date:	Winter 18	Anticipated Fed Cat:	STBG	Payments:	0	0	0	0	0
TIP #:	5537-12	Future Cost:	0	Estimate Total:	15,506						

* Subject to the approval of the Transportation Improvement Program by the governing Metropolitan Planning Organization.

Jun-8-2017

Section 4 - 8

District St. Louis

TMA

Dollars in Thousands



2018-2022 Highway and Bridge Construction Schedule

Transportation Planning

P.O. Box 270
Jefferson City, MO 65102

Construction contingency applied to construction cost in the year the project is awarded.

Three percent project growth factor compounded annually is applied to right-of-way and construction costs in program years 2, 3, 4, and 5.

No inflation is applied to the Funding From Other Sources (FFOS) or Payments.

Engineering includes PE costs, CE costs and R/W incidentals.

						STATE FISCAL YEAR PROJECT BUDGETING					
						Prior Prog.	7/2017- 6/2018	7/2018- 6/2019	7/2019- 6/2020	7/2020- 6/2021	7/2021- 6/2022
County:	St. Charles	Pavement improvements from Fifth Street in St. Charles County to Fee Fee Road in St. Louis County. \$302,950 from SAFETEA-LU Demo ID # MO152. \$647,156 from TEA-21 Demo ID # MO024.				Engineering:	70	356	0	0	0
Route:	IS 70					R/W:	0	0	0	0	0
Job No.:	613109					Construction:	0	4,580	0	0	0
Length:	4.78	MPO:	Y			FFOS:	0	0	0	0	0
Fund Cat:	Statewide Interstate And Major Bridge	Fed:	4,443	State:	493	Local:	0				
Sec Cat:	Rehab And Reconst	Awd Date:	Fall 17	Anticipated Fed Cat:	NHPP	Payments:	0	0	0	0	0
TIP #:		Future Cost:	0	Estimate Total:	5,006						
County:	St. Charles	Pavement improvements from west of Wentzville Parkway to Lake St. Louis Boulevard.				Engineering:	100	100	100	756	0
Route:	IS 70					R/W:	0	0	0	0	0
Job No.:	613195					Construction:	0	0	0	11,386	0
Length:	6.08	MPO:	Y			FFOS:	0	0	0	0	0
Fund Cat:	Taking Care Of System	Fed:	11,107	State:	1,235	Local:	0				
Sec Cat:	Preventive Maint	Awd Date:	2020	Anticipated Fed Cat:	NHPP	Payments:	0	0	0	0	0
TIP #:		Future Cost:	0	Estimate Total:	12,442						
County:	St. Charles	Bridge improvements at eight locations in St. Charles County. Project involves bridges A6988, A5952, A5095, A6987, A6036, A6035, A6041, and A6086.				Engineering:	0	30	77	0	0
Route:	MO 79					R/W:	0	0	0	0	0
Job No.:	6P3316					Construction:	0	0	699	0	0
Length:	0.41	MPO:	Y			FFOS:	0	0	0	0	0
Fund Cat:	Taking Care Of System	Fed:	645	State:	161	Local:	0				
Sec Cat:	Rehab And Reconst	Awd Date:	2019	Anticipated Fed Cat:	NHPP	Payments:	0	0	0	0	0
TIP #:		Future Cost:	0	Estimate Total:	806						
County:	St. Charles	Pavement improvements from Rte. H / Rte. J south of Portage Des Sioux to Rte. 67 at West Alton.				Engineering:	80	80	117	0	0
Route:	MO 94					R/W:	0	0	0	0	0
Job No.:	6S3262					Construction:	0	0	1,744	0	0
Length:	9.60	MPO:	Y			FFOS:	0	0	0	0	0
Fund Cat:	Taking Care Of System	AC-State:	1,553	State:	388	Local:	0				
Sec Cat:	Preventive Maint	Awd Date:	2019	Anticipated Fed Cat:	STBG	Payments:	0	0	0	0	0
TIP #:		Future Cost:	0	Estimate Total:	2,021						
County:	St. Charles	Pavement improvements from Rte. 370 to BNSF Railroad crossing in Orchard Farm. \$652,000 Open Container funds.				Engineering:	0	200	238	0	0
Route:	MO 94					R/W:	0	0	0	0	0
Job No.:	6S3328					Construction:	0	0	3,293	0	0
Length:	6.00	MPO:	Y			FFOS:	0	0	652	0	0
Fund Cat:	Taking Care Of System	Fed:	2,984	State:	747	Local:	0				
Sec Cat:	Preventive Maint	Awd Date:	2019	Anticipated Fed Cat:	NHPP	Payments:	0	0	0	0	0
TIP #:		Future Cost:	0	Estimate Total:	3,731						

* Subject to the approval of the Transportation Improvement Program by the governing Metropolitan Planning Organization.

Jun-8-2017

Section 4 - 9

District St. Louis

TMA

Dollars in Thousands



2018-2022 Highway and Bridge Construction Schedule

Transportation Planning

P.O. Box 270
Jefferson City, MO 65102

Construction contingency applied to construction cost in the year the project is awarded.

Three percent project growth factor compounded annually is applied to right-of-way and construction costs in program years 2, 3, 4, and 5.

No inflation is applied to the Funding From Other Sources (FFOS) or Payments.

Engineering includes PE costs, CE costs and R/W incidentals.

Construction contingency applied to construction cost in the year the project is awarded. Three percent project growth factor compounded annually is applied to right-of-way and construction costs in program years 2, 3, 4, and 5. No inflation is applied to the Funding From Other Sources (FFOS) or Payments. Engineering includes PE costs, CE costs and R/W incidentals.							STATE FISCAL YEAR PROJECT BUDGETING					
							Prior Prog.	7/2017- 6/2018	7/2018- 6/2019	7/2019- 6/2020	7/2020- 6/2021	7/2021- 6/2022
County: St. Charles	Pavement improvements from Rte. 61 to I-70.					Engineering:	0	40	150	298	0	0
Route: RT A						R/W:	0	0	0	0	0	0
Job No.: 6S3319						Construction:	0	0	0	3,777	0	0
Length: 3.37	MPO: Y					FFOS:	0	0	0	0	0	0
Fund Cat: Taking Care Of System	AC-State: 3,412				State: 853	Local: 0	Payments:	0	0	0	0	0
Sec Cat: Preventive Maint	Awd Date: 2020	Anticipated Fed Cat: NHPP										
TIP #:	Future Cost: 0				Estimate Total: 4,265							
County: St. Charles	Pavement and culvert improvements from Rte. C to 0.1 mile west of Kampville Drive.					Engineering:	150	73	0	0	0	0
Route: RT B	Project involves bridge A0873.					R/W:	0	0	0	0	0	0
Job No.: 6S3210						Construction:	0	1,047	0	0	0	0
Length: 4.86	MPO: Y					FFOS:	0	0	0	0	0	0
Fund Cat: Taking Care Of System	AC-State: 897				State: 223	Local: 0	Payments:	0	0	0	0	0
Sec Cat: Routine Maintenance	Awd Date: Winter 18	Anticipated Fed Cat: STBG										
TIP #:	Future Cost: 0				Estimate Total: 1,270							
County: St. Charles	Pavement improvements from Rte. C near Perugue to Rte. 94 at Boschertown.					Engineering:	0	50	102	0	0	0
Route: RT B						R/W:	0	0	0	0	0	0
Job No.: 6S3329						Construction:	0	0	1,148	0	0	0
Length: 9.22	MPO: Y					FFOS:	0	0	0	0	0	0
Fund Cat: Taking Care Of System	AC-State: 1,040				State: 260	Local: 0	Payments:	0	0	0	0	0
Sec Cat: Preventive Maint	Awd Date: 2019	Anticipated Fed Cat: STBG										
TIP #:	Future Cost: 0				Estimate Total: 1,300							
County: St. Charles	Pavement improvements from the Missouri River to Salt River Road.					Engineering:	0	10	10	10	46	0
Route: RT C						R/W:	0	0	0	0	0	0
Job No.: 6S3318						Construction:	0	0	0	0	567	0
Length: 4.96	MPO: Y					FFOS:	0	0	0	0	0	0
Fund Cat: Taking Care Of System	AC-State: 515				State: 128	Local: 0	Payments:	0	0	0	0	0
Sec Cat: Preventive Maint	Awd Date: 2021	Anticipated Fed Cat: STBG										
TIP #:	Future Cost: 0				Estimate Total: 643							
County: St. Charles	Pavement and safety improvements from I-64 at O'Fallon to Rte. 94 near Defiance.					Engineering:	0	90	134	0	0	0
Route: RT DD	\$26,000 Open Container funds.					R/W:	0	0	0	0	0	0
Job No.: 6S3330						Construction:	0	0	1,681	0	0	0
Length: 9.66	MPO: Y					FFOS:	0	0	26	0	0	0
Fund Cat: Taking Care Of System	Fed: 1,525				State: 380	Local: 0	Payments:	0	0	0	0	0
Sec Cat: Preventive Maint	Awd Date: Fall 18	Anticipated Fed Cat: NHPP										
TIP #:	Future Cost: 0				Estimate Total: 1,905							

* Subject to the approval of the Transportation Improvement Program by the governing Metropolitan Planning Organization.

Jun-8-2017

Section 4 - 10

District St. Louis

TMA

Dollars in Thousands



2018-2022 Highway and Bridge Construction Schedule

Transportation Planning

P.O. Box 270
Jefferson City, MO 65102

Construction contingency applied to construction cost in the year the project is awarded.

Three percent project growth factor compounded annually is applied to right-of-way and construction costs in program years 2, 3, 4, and 5.

No inflation is applied to the Funding From Other Sources (FFOS) or Payments.

Engineering includes PE costs, CE costs and R/W incidentals.

Construction contingency applied to construction cost in the year the project is awarded. Three percent project growth factor compounded annually is applied to right-of-way and construction costs in program years 2, 3, 4, and 5. No inflation is applied to the Funding From Other Sources (FFOS) or Payments. Engineering includes PE costs, CE costs and R/W incidentals.							STATE FISCAL YEAR PROJECT BUDGETING						
							Prior Prog.	7/2017- 6/2018	7/2018- 6/2019	7/2019- 6/2020	7/2020- 6/2021	7/2021- 6/2022	
County:	St. Charles	Bridge improvements at six locations in St. Charles County. Project involves bridges					Engineering:	0	5	5	35	93	0
Route:	CST HARVESTER	A7189, A5940, A7871, A6678, A6680, and A7866.					R/W:	0	0	0	0	0	0
Job No.:	6S3317						Construction:	0	0	0	0	962	0
Length:	0.18	MPO:	Y				FFOS:	0	0	0	0	0	0
Fund Cat:	Taking Care Of System	AC-State:	880	State:	220	Local:	0	Payments:	0	0	0	0	0
Sec Cat:	Preventive Maint	Awd Date:	2021	Anticipated Fed Cat:	NHPP								
TIP #:		Future Cost:	0	Estimate Total:	1,100								
County:	St. Charles	Bridge improvements at Sam's Creek east of Pauldingville. Project involves bridge N0200.					Engineering:	40	44	0	0	0	0
Route:	RT N						R/W:	0	0	0	0	0	0
Job No.:	6S3148						Construction:	0	617	0	0	0	0
Length:	0.50	MPO:	Y				FFOS:	0	0	0	0	0	0
Fund Cat:	Taking Care Of System	Fed:	529	State:	132	Local:	0	Payments:	0	0	0	0	0
Sec Cat:	Preventive Maint	Awd Date:	Fall 17	Anticipated Fed Cat:	NHPP								
TIP #:		Future Cost:	0	Estimate Total:	701								
County:	St. Charles	Bridge improvements at Rte. 79. Project involves bridge A4729.					Engineering:	0	240	0	0	0	0
Route:	CST SALT RIVER						R/W:	0	0	0	0	0	0
Job No.:	6S3299						Construction:	0	1,454	0	0	0	0
Length:	0.07	MPO:	Y				FFOS:	0	0	0	0	0	0
Fund Cat:	Taking Care Of System	Fed:	1,355	State:	339	Local:	0	Payments:	0	0	0	0	0
Sec Cat:	Preventive Maint	Awd Date:	Spring 18	Anticipated Fed Cat:	NHPP								
TIP #:		Future Cost:	0	Estimate Total:	1,694								
County:	St. Charles	Pavement, shoulder, and curve improvements from I-70 South Outer road in Foristell to Rte. TT near Femme Osage. Project involves bridge T0281.					Engineering:	100	150	582	0	0	0
Route:	RT T						R/W:	0	0	0	0	0	0
Job No.:	6S3185						Construction:	0	0	8,087	0	0	0
Length:	12.58	MPO:	Y				FFOS:	0	0	0	0	0	0
Fund Cat:	Safety	Fed:	7,937	State:	882	Local:	0	Payments:	0	0	0	0	0
Sec Cat:	Safety	Awd Date:	2019	Anticipated Fed Cat:	Safety								
TIP #:		Future Cost:	0	Estimate Total:	8,919								
County:	St. Charles	Pavement improvements from Rte. TT near Femme Osage to Rte. 94 near Augusta.					Engineering:	10	20	76	0	0	0
Route:	RT T						R/W:	0	0	0	0	0	0
Job No.:	6S3186						Construction:	0	0	985	0	0	0
Length:	6.53	MPO:	Y				FFOS:	0	0	0	0	0	0
Fund Cat:	Taking Care Of System	Fed:	865	State:	216	Local:	0	Payments:	0	0	0	0	0
Sec Cat:	Preventive Maint	Awd Date:	Fall 18	Anticipated Fed Cat:	STBG								
TIP #:		Future Cost:	0	Estimate Total:	1,091								

* Subject to the approval of the Transportation Improvement Program by the governing Metropolitan Planning Organization.

Jun-8-2017

Section 4 - 11

District St. Louis

TMA

Dollars in Thousands



2018-2022 Highway and Bridge Construction Schedule

Transportation Planning

P.O. Box 270
Jefferson City, MO 65102

Construction contingency applied to construction cost in the year the project is awarded.

Three percent project growth factor compounded annually is applied to right-of-way and construction costs in program years 2, 3, 4, and 5.

No inflation is applied to the Funding From Other Sources (FFOS) or Payments.

Engineering includes PE costs, CE costs and R/W incidentals.

						STATE FISCAL YEAR PROJECT BUDGETING					
						Prior Prog.	7/2017- 6/2018	7/2018- 6/2019	7/2019- 6/2020	7/2020- 6/2021	7/2021- 6/2022
County:	St. Charles	Job Order Contracting for guardrail repair at various locations in St. Charles County.				Engineering:	0	26	0	0	0
Route:	Various					R/W:	0	0	0	0	0
Job No.:	6P3309					Construction:	0	307	0	0	0
Length:	0.00	MPO:	Y			FFOS:	0	0	0	0	0
Fund Cat:	Taking Care Of System	AC-State:	267	State:	66	Local:	0				
Sec Cat:	Systems Operations	Awd Date:	Spring 18	Anticipated Fed Cat:	NHPP	Payments:	0	0	0	0	0
TIP #:		Future Cost:	0	Estimate Total:	333						
County:	St. Charles	Shoulder and safety improvements from I-70 in Foristell to Rte. 61.				Engineering:	92	242	0	0	0
Route:	RT W					R/W:	0	0	0	0	0
Job No.:	6S3147					Construction:	0	2,481	0	0	0
Length:	5.72	MPO:	Y			FFOS:	0	0	0	0	0
Fund Cat:	Safety	Fed:	2,451	State:	272	Local:	0				
Sec Cat:	Safety	Awd Date:	Winter 18	Anticipated Fed Cat:	Safety	Payments:	0	0	0	0	0
TIP #:		Future Cost:	0	Estimate Total:	2,815						
County:	St. Louis	Pavement, ADA Transition Plan, signal and drainage improvements on Manchester Road from Rte. 61 / 67 (Kirkwood Avenue / Lindbergh Boulevard) to Big Bend Boulevard.				Engineering:	1,754	500	500	1,431	0
Route:	MO 100	\$2,039,000 Statewide Transportation Alternatives funds.				R/W:	735	0	0	0	0
Job No.:	6S1718					Construction:	0	0	0	21,271	0
Length:	4.69	MPO:	Y			FFOS:	0	0	0	2,039	0
Fund Cat:	Taking Care Of System	Fed:	18,962	State:	4,740	Local:	0				
Sec Cat:	Rehab And Reconst	Awd Date:	2020	Anticipated Fed Cat:	NHPP	Payments:	0	0	0	0	0
TIP #:	4412L-10	Future Cost:	0	Estimate Total:	26,191						
County:	St. Louis	Signal and sidewalk improvements on Manchester Road at Geyer Road in Kirkwood.				Engineering:	10	48	0	0	0
Route:	MO 100					R/W:	0	0	0	0	0
Job No.:	6S3236					Construction:	0	408	0	0	0
Length:	0.05	MPO:	Y			FFOS:	0	0	0	0	0
Fund Cat:	Taking Care Of System	AC-State:	364	State:	92	Local:	0				
Sec Cat:	Systems Operations	Awd Date:	Spring 18	Anticipated Fed Cat:	NHPP	Payments:	0	0	0	0	0
TIP #:		Future Cost:	0	Estimate Total:	466						
County:	St. Louis	Pavement and ADA Transition Plan improvements from Rte. 67 to New Ballas Road.				Engineering:	0	150	200	500	727
Route:	MO 100	\$832,000 Statewide Transportation Alternatives funds.				R/W:	0	0	0	0	0
Job No.:	6S3259					Construction:	0	0	0	0	10,338
Length:	2.09	MPO:	Y			FFOS:	0	0	0	0	832
Fund Cat:	Taking Care Of System	Fed:	9,531	State:	2,384	Local:	0				
Sec Cat:	Preventive Maint	Awd Date:	2021	Anticipated Fed Cat:	NHPP	Payments:	0	0	0	0	0
TIP #:		Future Cost:	0	Estimate Total:	11,915						

* Subject to the approval of the Transportation Improvement Program by the governing Metropolitan Planning Organization.

Jun-8-2017

Section 4 - 12

District St. Louis

TMA

Dollars in Thousands



2018-2022 Highway and Bridge Construction Schedule

Transportation Planning

P.O. Box 270
Jefferson City, MO 65102

Construction contingency applied to construction cost in the year the project is awarded.

Three percent project growth factor compounded annually is applied to right-of-way and construction costs in program years 2, 3, 4, and 5.

No inflation is applied to the Funding From Other Sources (FFOS) or Payments.

Engineering includes PE costs, CE costs and R/W incidentals.

Construction contingency applied to construction cost in the year the project is awarded. Three percent project growth factor compounded annually is applied to right-of-way and construction costs in program years 2, 3, 4, and 5. No inflation is applied to the Funding From Other Sources (FFOS) or Payments. Engineering includes PE costs, CE costs and R/W incidentals.							STATE FISCAL YEAR PROJECT BUDGETING					
							Prior Prog.	7/2017- 6/2018	7/2018- 6/2019	7/2019- 6/2020	7/2020- 6/2021	7/2021- 6/2022
County: St. Louis Route: MO 109 Job No.: 6S3141 Length: 0.06 MPO: Y Fund Cat: Taking Care Of System Sec Cat: Preventive Maint Awd Date: Winter 18 Anticipated Fed Cat: NHPP TIP #: Future Cost: 0 Estimate Total: 3,255	Bridge improvements at Rte. 100 in Wildwood. Project involves bridge A2738.						Engineering: 150	546	0	0	0	0
							R/W: 0	0	0	0	0	0
							Construction: 0	2,559	0	0	0	0
							FFOS: 0	0	0	0	0	0
							Payments: 0	0	0	0	0	0
County: St. Louis Route: MO 115 Job No.: 6S3265 Length: 1.29 MPO: Y Fund Cat: Taking Care Of System Sec Cat: Systems Operations Awd Date: 2019 Anticipated Fed Cat: NHPP TIP #: Future Cost: 0 Estimate Total: 2,031	Signal improvements on Natural Bridge Road from I-70 to I-170 in Berkeley.						Engineering: 80	87	113	0	0	0
							R/W: 0	70	0	0	0	0
							Construction: 0	0	1,681	0	0	0
							FFOS: 0	0	0	0	0	0
							Payments: 0	0	0	0	0	0
County: St. Louis Route: MO 115 Job No.: 6S3327 Length: 0.02 MPO: Y Fund Cat: Taking Care Of System Sec Cat: Preventive Maint Awd Date: 2020 Anticipated Fed Cat: NHPP TIP #: Future Cost: 0 Estimate Total: 349	Bridge improvements at Metrolink crossing in Normandy. Project involves bridge A6736.						Engineering: 0	20	20	20	0	0
							R/W: 0	0	0	0	0	0
							Construction: 0	0	0	289	0	0
							FFOS: 0	0	0	0	0	0
							Payments: 0	0	0	0	0	0
County: St. Louis Route: MO 141 Job No.: 6P3062B Length: 0.12 MPO: Y Fund Cat: Taking Care Of System Sec Cat: Preventive Maint Awd Date: Winter 18 Anticipated Fed Cat: NHPP TIP #: Future Cost: 0 Estimate Total: 300	Bridge improvements over flood control lake in Earth City. Project involves bridges A8123 and A8124.						Engineering: 15	28	0	0	0	0
							R/W: 0	0	0	0	0	0
							Construction: 0	257	0	0	0	0
							FFOS: 0	0	0	0	0	0
							Payments: 0	0	0	0	0	0
County: St. Louis Route: MO 141 Job No.: 6P3180 Length: 11.00 MPO: Y Fund Cat: Taking Care Of System Sec Cat: Routine Maintenance Awd Date: Summer 18 Anticipated Fed Cat: STBG TIP #: Future Cost: 0 Estimate Total: 5,628	Pavement and ADA Transition Plan improvements from I-64 in Town and Country to north of Rte. 30 in Fenton. \$130,000 Statewide Transportation Alternatives funds.						Engineering: 22	366	421	0	0	0
							R/W: 0	0	0	0	0	0
							Construction: 0	0	4,819	0	0	0
							FFOS: 0	0	130	0	0	0
							Payments: 0	0	0	0	0	0

* Subject to the approval of the Transportation Improvement Program by the governing Metropolitan Planning Organization.

Jun-8-2017

Section 4 - 13

District St. Louis

TMA

Dollars in Thousands



2018-2022 Highway and Bridge Construction Schedule

Transportation Planning

P.O. Box 270
Jefferson City, MO 65802

Construction contingency applied to construction cost in the year the project is awarded.

Three percent project growth factor compounded annually is applied to right-of-way and construction costs in program years 2, 3, 4, and 5.

No inflation is applied to the Funding From Other Sources (FFOS) or Payments.

Engineering includes PE costs, CE costs and R/W incidentals.

						STATE FISCAL YEAR PROJECT BUDGETING					
						Prior Prog.	7/2017- 6/2018	7/2018- 6/2019	7/2019- 6/2020	7/2020- 6/2021	7/2021- 6/2022
County:	St. Louis	Bridge improvements from north of Clayton Road to north of I-44. Project involves				Engineering:	65	540	412	0	0
Route:	MO 141	bridges A4104, A4105, A3998, A5877, A5818, A5819 and A4065.				R/W:	0	0	0	0	0
Job No.:	6P3200					Construction:	0	0	6,171	0	0
Length:	0.39	MPO:	Y			FFOS:	0	0	0	0	0
Fund Cat:	Taking Care Of System	Fed:	5,699	State:	1,424	Local:	0				
Sec Cat:	Preventive Maint	Awd Date:	Summer 18	Anticipated Fed Cat:	NHPP	Payments:	0	0	0	0	0
TIP #:		Future Cost:	0	Estimate Total:	7,188						
County:	St. Louis	Signal improvements from Corporate Woods Drive north in Bridgeton to Rider Trail				Engineering:	140	1	199	0	0
Route:	MO 141	South in Earth City.				R/W:	0	0	0	0	0
Job No.:	6P3253					Construction:	0	0	2,971	0	0
Length:	1.90	MPO:	Y			FFOS:	0	0	0	0	0
Fund Cat:	Taking Care Of System	AC-State:	2,537	State:	634	Local:	0				
Sec Cat:	Systems Operations	Awd Date:	2019	Anticipated Fed Cat:	NHPP	Payments:	0	0	0	0	0
TIP #:		Future Cost:	0	Estimate Total:	3,311						
County:	St. Louis	Acquire access easement for St. Louis City Water north of Clayton Road.				Engineering:	65	5	0	0	0
Route:	IS 170					R/W:	0	30	0	0	0
Job No.:	6I2339					Construction:	0	0	0	0	0
Length:	0.01	MPO:	Y			FFOS:	0	0	0	0	0
Fund Cat:	Flexible & Other	Fed:	28	State:	7	Local:	0				
Sec Cat:	Rehab And Reconst	Awd Date:	Future	Anticipated Fed Cat:	STBG	Payments:	0	0	0	0	0
TIP #:	5309-11	Future Cost:	1 - 300	Estimate Total:	100						
County:	St. Louis	Pavement and ADA Transition Plan improvements from I-270 to I-170.				Engineering:	312	502	500	1,043	0
Route:	MO 180					R/W:	0	1,950	0	0	0
Job No.:	6S3048					Construction:	0	0	0	16,433	0
Length:	6.34	MPO:	Y			FFOS:	0	0	0	0	0
Fund Cat:	Taking Care Of System	Fed:	16,343	State:	4,085	Local:	0				
Sec Cat:	Thin Lift Overlay	Awd Date:	2020	Anticipated Fed Cat:	NHPP	Payments:	0	0	0	0	0
TIP #:		Future Cost:	0	Estimate Total:	20,740						
County:	St. Louis	Pavement, bridge, and ADA Transition Plan improvements from I-170 to St. Louis City				Engineering:	312	502	1,329	0	0
Route:	MO 180	limits. Project involves bridges A4696, A4965, and A4967. \$4,000,000 Statewide				R/W:	0	514	0	0	0
Job No.:	6S3049	Transportation Alternatives funds.				Construction:	0	0	13,461	0	0
Length:	3.64	MPO:	Y			FFOS:	0	0	4,000	0	0
Fund Cat:	Taking Care Of System	Fed:	12,645	State:	3,161	Local:	0				
Sec Cat:	Rehab And Reconst	Awd Date:	2019	Anticipated Fed Cat:	NHPP	Payments:	0	0	0	0	0
TIP #:		Future Cost:	0	Estimate Total:	16,118						

* Subject to the approval of the Transportation Improvement Program by the governing Metropolitan Planning Organization.

Jun-8-2017

Section 4 - 14

District St. Louis

TMA

Dollars in Thousands



2018-2022 Highway and Bridge Construction Schedule

Transportation Planning

P.O. Box 270
Jefferson City, MO 65102

Construction contingency applied to construction cost in the year the project is awarded.

Three percent project growth factor compounded annually is applied to right-of-way and construction costs in program years 2, 3, 4, and 5.

No inflation is applied to the Funding From Other Sources (FFOS) or Payments.

Engineering includes PE costs, CE costs and R/W incidentals.

						STATE FISCAL YEAR PROJECT BUDGETING					
						Prior Prog.	7/2017- 6/2018	7/2018- 6/2019	7/2019- 6/2020	7/2020- 6/2021	7/2021- 6/2022
County:	St. Louis	Intersection improvements on St. Charles Rock Road from Pennridge Drive to south of I-270 in Bridgeton.				Engineering:	10	1	8	0	0
Route:	MO 180					R/W:	0	0	0	0	0
Job No.:	6S3267					Construction:	0	0	106	0	0
Length:	0.17	MPO:	Y			FFOS:	0	0	0	0	0
Fund Cat:	Taking Care Of System	AC-State:	93	State:	22	Local:	0				
Sec Cat:	Systems Operations	Awd Date:	2019	Anticipated Fed Cat:	NHPP	Payments:	0	0	0	0	0
TIP #:		Future Cost:	0	Estimate Total:	125						
County:	St. Louis	Bridge improvements on St. Charles Rock Road at I-70. Project involves bridge L0887.				Engineering:	0	100	100	100	180
Route:	MO 180					R/W:	0	0	0	0	0
Job No.:	6S3311					Construction:	0	0	0	0	2,851
Length:	0.05	MPO:	Y			FFOS:	0	0	0	0	0
Fund Cat:	Taking Care Of System	Fed:	2,665	State:	666	Local:	0				
Sec Cat:	Preventive Maint	Awd Date:	2021	Anticipated Fed Cat:	NHPP	Payments:	0	0	0	0	0
TIP #:		Future Cost:	0	Estimate Total:	3,331						
County:	St. Louis	Bridge improvements at the Rte. N interchange. Project involves bridge L0745. Potential Design/Build project.				Engineering:	796	2	2	1	501
Route:	IS 270					R/W:	0	0	0	0	0
Job No.:	6I1896					Construction:	0	0	0	0	7,955
Length:	0.20	MPO:	Y			FFOS:	0	0	0	0	0
Fund Cat:	Taking Care Of System	Fed:	7,615	State:	846	Local:	0				
Sec Cat:	Rehab And Reconst	Awd Date:	2021	Anticipated Fed Cat:	NHPP	Payments:	0	0	0	0	0
TIP #:	4208B-06	Future Cost:	0	Estimate Total:	9,257						
County:	St. Louis	Bridge improvements at the Rte. AC interchange. Project involves bridge A0223. Potential Design/Build project.				Engineering:	456	2	2	1	477
Route:	IS 270					R/W:	0	0	0	0	0
Job No.:	6I2233					Construction:	0	0	0	0	7,587
Length:	0.10	MPO:	Y			FFOS:	0	0	0	0	0
Fund Cat:	Taking Care Of System	Fed:	7,262	State:	807	Local:	0				
Sec Cat:	Rehab And Reconst	Awd Date:	2021	Anticipated Fed Cat:	NHPP	Payments:	0	0	0	0	0
TIP #:	4919C-11	Future Cost:	0	Estimate Total:	8,525						
County:	St. Louis	Pavement, bridge, and ADA Transition Plan improvements on the I-270 North Corridor on disconnected sections in north county. Potential Design/Build project. \$4,440,000 Statewide Transportation Alternatives funds.				Engineering:	2,000	10,305	1	0	0
Route:	IS 270					R/W:	0	0	0	0	0
Job No.:	6I3020B					Construction:	0	55,440	52,530	0	0
Length:	15.52	MPO:	Y			FFOS:	0	4,440	0	0	0
Fund Cat:	Flexible & Other	Fed:	106,448	State:	11,828	Local:	0				
Sec Cat:	Rehab And Reconst	Awd Date:	Spring 18	Anticipated Fed Cat:	NHPP	Payments:	0	0	0	0	0
TIP #:		Future Cost:	0	Estimate Total:	120,276						

* Subject to the approval of the Transportation Improvement Program by the governing Metropolitan Planning Organization.

Jun-8-2017

Section 4 - 15

District St. Louis

TMA

Dollars in Thousands



2018-2022 Highway and Bridge Construction Schedule

Transportation Planning

P.O. Box 270
Jefferson City, MO 65102

Construction contingency applied to construction cost in the year the project is awarded.

Three percent project growth factor compounded annually is applied to right-of-way and construction costs in program years 2, 3, 4, and 5.

No inflation is applied to the Funding From Other Sources (FFOS) or Payments.

Engineering includes PE costs, CE costs and R/W incidentals.

						STATE FISCAL YEAR PROJECT BUDGETING					
						Prior Prog.	7/2017- 6/2018	7/2018- 6/2019	7/2019- 6/2020	7/2020- 6/2021	7/2021- 6/2022
County:	St. Louis	Barrier wall improvements from I-170 interchange to Chain of Rocks bridge.				Engineering:	300	1,237	0	0	0
Route:	IS 270					R/W:	0	0	0	0	0
Job No.:	613136B					Construction:	0	12,302	0	0	0
Length:	8.49	MPO:	Y			FFOS:	0	0	0	0	0
Fund Cat:	Taking Care Of System	AC-State:	12,185	State:	1,354	Local:	0				
Sec Cat:	Preventive Maint	Awd Date:	Spring 18	Anticipated Fed Cat:	NHPP	Payments:	0	0	0	0	0
TIP #:		Future Cost:	0	Estimate Total:	13,839						
County:	St. Louis	Bridge improvements over Fee Fee Creek in Maryland Heights. Project involves bridge				Engineering:	237	479	0	0	0
Route:	IS 270	A1242.				R/W:	0	0	0	0	0
Job No.:	613146					Construction:	0	4,506	0	0	0
Length:	0.10	MPO:	Y			FFOS:	0	0	0	0	0
Fund Cat:	Taking Care Of System	AC-State:	4,486	State:	499	Local:	0				
Sec Cat:	Preventive Maint	Awd Date:	Winter 18	Anticipated Fed Cat:	NHPP	Payments:	0	0	0	0	0
TIP #:		Future Cost:	0	Estimate Total:	5,222						
County:	St. Louis	Bridge improvements at Rte. 370 interchange in Bridgeton. Project involves bridges				Engineering:	25	85	0	0	0
Route:	IS 270	A4277, A4888, A4889, A4900, A4901, and A4947.				R/W:	0	0	0	0	0
Job No.:	613248					Construction:	0	511	0	0	0
Length:	0.48	MPO:	Y			FFOS:	0	0	0	0	0
Fund Cat:	Taking Care Of System	Fed:	477	State:	119	Local:	0				
Sec Cat:	Preventive Maint	Awd Date:	Spring 18	Anticipated Fed Cat:	NHPP	Payments:	0	0	0	0	0
TIP #:		Future Cost:	0	Estimate Total:	621						
County:	St. Louis	Pavement improvements from north of Rte. D (Page Avenue) to I-70.				Engineering:	370	250	200	518	0
Route:	IS 270					R/W:	0	0	0	0	0
Job No.:	613263					Construction:	0	0	0	7,998	0
Length:	3.22	MPO:	Y			FFOS:	0	0	0	0	0
Fund Cat:	Taking Care Of System	AC-State:	8,069	State:	897	Local:	0				
Sec Cat:	Preventive Maint	Awd Date:	2020	Anticipated Fed Cat:	NHPP	Payments:	0	0	0	0	0
TIP #:		Future Cost:	0	Estimate Total:	9,336						
County:	St. Louis	Bridge improvements from Rte. 370 interchange to Woodford Way. Project involves				Engineering:	150	150	216	0	0
Route:	IS 270	bridges A0170, A4277, A4297, A4298, A4889, and A4899.				R/W:	0	0	0	0	0
Job No.:	613266					Construction:	0	0	3,220	0	0
Length:	0.43	MPO:	Y			FFOS:	0	0	0	0	0
Fund Cat:	Taking Care Of System	AC-State:	3,227	State:	359	Local:	0				
Sec Cat:	Preventive Maint	Awd Date:	2019	Anticipated Fed Cat:	NHPP	Payments:	0	0	0	0	0
TIP #:		Future Cost:	0	Estimate Total:	3,736						

* Subject to the approval of the Transportation Improvement Program by the governing Metropolitan Planning Organization.

Jun-8-2017

Section 4 - 16

District St. Louis

TMA

Dollars in Thousands



2018-2022 Highway and Bridge Construction Schedule

Transportation Planning

P.O. Box 270
Jefferson City, MO 65102

Construction contingency applied to construction cost in the year the project is awarded.

Three percent project growth factor compounded annually is applied to right-of-way and construction costs in program years 2, 3, 4, and 5.

No inflation is applied to the Funding From Other Sources (FFOS) or Payments.

Engineering includes PE costs, CE costs and R/W incidentals.

						STATE FISCAL YEAR PROJECT BUDGETING					
						Prior Prog.	7/2017- 6/2018	7/2018- 6/2019	7/2019- 6/2020	7/2020- 6/2021	7/2021- 6/2022
County:	St. Louis	Pavement improvements on disconnected sections of Dunn Road between Howdershell Road and Hanley / Graham Road.				Engineering:	0	480	372	0	0
Route:	OR 270					R/W:	0	0	0	0	0
Job No.:	6S3339					Construction:	0	0	5,568	0	0
Length:	2.77	MPO:	Y			FFOS:	0	0	0	0	0
Fund Cat:	Taking Care Of System	AC-State:	5,136	State:	1,284	Local:	0				
Sec Cat:	Preventive Maint	Awd Date:	Summer 18	Anticipated Fed Cat:	STBG	Payments:	0	0	0	0	0
TIP #:		Future Cost:	0	Estimate Total:	6,420						
County:	St. Louis	Pavement improvements on Dunn Road from Hanley / Graham Road to Route 367 (Lewis and Clark Boulevard).				Engineering:	0	846	659	0	0
Route:	OR 270					R/W:	0	0	0	0	0
Job No.:	6S3340					Construction:	0	0	9,876	0	0
Length:	5.70	MPO:	Y			FFOS:	0	0	0	0	0
Fund Cat:	Taking Care Of System	AC-State:	9,105	State:	2,276	Local:	0				
Sec Cat:	Preventive Maint	Awd Date:	Summer 18	Anticipated Fed Cat:	STBG	Payments:	0	0	0	0	0
TIP #:		Future Cost:	0	Estimate Total:	11,381						
County:	St. Louis	Signals, lighting, and ADA Transition Plan improvements on Gravois Road at Sappington Road, Rte. P (Mackenzie Road), and Seibert Avenue. Also signals, lighting and sidewalk improvements at Elgin Ave./Weber Rd. \$77,000 Statewide Transportation Alt. funds.				Engineering:	10	105	115	0	0
Route:	MO 30					R/W:	0	0	0	0	0
Job No.:	6S3233					Construction:	0	0	1,438	0	0
Length:	0.11	MPO:	Y			FFOS:	0	0	77	0	0
Fund Cat:	Taking Care Of System	Fed:	1,326	State:	332	Local:	0				
Sec Cat:	Systems Operations	Awd Date:	2019	Anticipated Fed Cat:	NHPP	Payments:	0	0	0	0	0
TIP #:		Future Cost:	0	Estimate Total:	1,668						
County:	St. Louis	Add auxiliary lane and extend left turn lane from Swingley Road to outer road eastbound I-64 ramps. Project involves bridge A1681. \$870,000 Congestion Mitigation and Air Quality Funds (CMAQ) and \$253,000 private developer funds.				Engineering:	85	68	0	0	0
Route:	MO 340					R/W:	0	0	0	0	0
Job No.:	6S3124					Construction:	0	970	0	0	0
Length:	0.35	MPO:	Y			FFOS:	0	970	0	0	0
Fund Cat:	Flexible & Other	Fed:	809	State:	13	Local:	216				
Sec Cat:	Regional	Awd Date:	Spring 18	Anticipated Fed Cat:	C.M.A.Q.	Payments:	0	0	0	0	0
TIP #:		Future Cost:	0	Estimate Total:	1,123						
County:	St. Louis	Add dual left turn lanes on Rte. 340 at Chesterfield Parkway east and west, and add right turn lane on I-64 westbound off ramp. \$1,470,000 CMAQ funds and \$406,000 private developer funds.				Engineering:	118	79	0	0	0
Route:	MO 340					R/W:	297	0	0	0	0
Job No.:	6S3125					Construction:	0	1,382	0	0	0
Length:	0.36	MPO:	Y			FFOS:	297	1,382	0	0	0
Fund Cat:	Flexible & Other	Fed:	1,136	State:	16	Local:	309				
Sec Cat:	System Expansion	Awd Date:	Spring 18	Anticipated Fed Cat:	C.M.A.Q.	Payments:	0	0	0	0	0
TIP #:		Future Cost:	0	Estimate Total:	1,876						

* Subject to the approval of the Transportation Improvement Program by the governing Metropolitan Planning Organization.

Jun-8-2017

Section 4 - 17

District St. Louis

TMA

Dollars in Thousands



2018-2022 Highway and Bridge Construction Schedule

Transportation Planning

P.O. Box 270
Jefferson City, MO 65102

Construction contingency applied to construction cost in the year the project is awarded.

Three percent project growth factor compounded annually is applied to right-of-way and construction costs in program years 2, 3, 4, and 5.

No inflation is applied to the Funding From Other Sources (FFOS) or Payments.

Engineering includes PE costs, CE costs and R/W incidentals.

						STATE FISCAL YEAR PROJECT BUDGETING					
						Prior Prog.	7/2017- 6/2018	7/2018- 6/2019	7/2019- 6/2020	7/2020- 6/2021	7/2021- 6/2022
County:	St. Louis	Signals and ADA Transition Plan improvements at I-64 ramps, New Ballas Road, and Mosley Road. \$76,000 Statewide Transportation Alternatives funds.				Engineering:	10	201	0	0	0
Route:	MO 340					R/W:	0	0	0	0	0
Job No.:	6S3234					Construction:	0	1,365	0	0	0
Length:	0.19	MPO:	Y			FFOS:	0	76	0	0	0
Fund Cat:	Taking Care Of System	Fed:	1,253	State:	313	Local:	0				
Sec Cat:	Systems Operations	Awd Date:	Spring 18	Anticipated Fed Cat:	NHPP	Payments:	0	0	0	0	0
TIP #:		Future Cost:	0	Estimate Total:	1,576						
County:	St. Louis	Pavement, ADA Transition Plan, and safety improvements from Lea Oak Drive to I-270. \$1,457,000 Statewide Transportation Alternatives funds.				Engineering:	0	50	50	435	714
Route:	MO 340					R/W:	0	0	0	0	0
Job No.:	6S3255					Construction:	0	0	0	0	8,188
Length:	7.64	MPO:	Y			FFOS:	0	0	0	0	1,457
Fund Cat:	Taking Care Of System	Fed:	7,549	State:	1,888	Local:	0				
Sec Cat:	Preventive Maint	Awd Date:	2021	Anticipated Fed Cat:	NHPP	Payments:	0	0	0	0	0
TIP #:		Future Cost:	0	Estimate Total:	9,437						
County:	St. Louis	Bridge improvements at I-44 eastbound off-ramp to Rte. 366 in Sunset Hills. Project involves bridge A1007.				Engineering:	250	523	0	0	0
Route:	MO 366					R/W:	0	0	0	0	0
Job No.:	6S3140					Construction:	0	3,097	0	0	0
Length:	0.13	MPO:	Y			FFOS:	0	0	0	0	0
Fund Cat:	Taking Care Of System	Fed:	2,896	State:	724	Local:	0				
Sec Cat:	Preventive Maint	Awd Date:	Winter 18	Anticipated Fed Cat:	NHPP	Payments:	0	0	0	0	0
TIP #:		Future Cost:	0	Estimate Total:	3,870						
County:	St. Louis	Bridge improvements at westbound on-ramp from Watson Road to I-44 west in Sunset Hills. Project involves bridge A1008.				Engineering:	50	548	365	0	0
Route:	MO 366					R/W:	0	0	0	0	0
Job No.:	6S3181					Construction:	0	0	5,326	0	0
Length:	0.15	MPO:	Y			FFOS:	0	0	0	0	0
Fund Cat:	Taking Care Of System	Fed:	4,991	State:	1,248	Local:	0				
Sec Cat:	Routine Maintenance	Awd Date:	Summer 18	Anticipated Fed Cat:	NHPP	Payments:	0	0	0	0	0
TIP #:		Future Cost:	0	Estimate Total:	6,289						
County:	St. Louis	Bridge improvements at seven locations from Rte. 67 to Maline Creek. Project involves bridges A4536, A6637, A6751, A6913, A6917, A7087, and A7088.				Engineering:	0	200	200	200	1
Route:	MO 367					R/W:	0	0	0	0	0
Job No.:	6P3308					Construction:	0	0	0	0	4,378
Length:	0.36	MPO:	Y			FFOS:	0	0	0	0	0
Fund Cat:	Taking Care Of System	AC-State:	4,198	State:	1,049	Local:	0				
Sec Cat:	Preventive Maint	Awd Date:	2022	Anticipated Fed Cat:	NHPP	Payments:	0	0	0	0	0
TIP #:		Future Cost:	0	Estimate Total:	5,247						

* Subject to the approval of the Transportation Improvement Program by the governing Metropolitan Planning Organization.

Jun-8-2017

Section 4 - 18

District St. Louis

TMA

Dollars in Thousands



2018-2022 Highway and Bridge Construction Schedule

Transportation Planning

P.O. Box 270
Jefferson City, MO 65102

Construction contingency applied to construction cost in the year the project is awarded.

Three percent project growth factor compounded annually is applied to right-of-way and construction costs in program years 2, 3, 4, and 5.

No inflation is applied to the Funding From Other Sources (FFOS) or Payments.

Engineering includes PE costs, CE costs and R/W incidentals.

Construction contingency applied to construction cost in the year the project is awarded. Three percent project growth factor compounded annually is applied to right-of-way and construction costs in program years 2, 3, 4, and 5. No inflation is applied to the Funding From Other Sources (FFOS) or Payments. Engineering includes PE costs, CE costs and R/W incidentals.							STATE FISCAL YEAR PROJECT BUDGETING						
							Prior Prog.	7/2017- 6/2018	7/2018- 6/2019	7/2019- 6/2020	7/2020- 6/2021	7/2021- 6/2022	
County: St. Louis	Pavement improvements from I-270 to Missouri River.						Engineering:	0	100	100	274	0	0
Route: MO 370							R/W:	0	0	0	0	0	0
Job No.: 6P3325							Construction:	0	0	0	2,697	0	0
Length: 3.70	MPO: Y					FFOS:	0	0	0	0	0	0	
Fund Cat: Taking Care Of System			AC-State: 2,537	State: 634	Local: 0	Payments:	0	0	0	0	0	0	
Sec Cat: Preventive Maint	Awd Date: 2020	Anticipated Fed Cat: NHPP											
TIP #:	Future Cost: 0		Estimate Total: 3,171										
County: St. Louis	Bridge improvements from I-270 to west of Meramec River. Project involves bridges						Engineering:	2,001	2,500	2,000	4,711	0	0
Route: IS 44	L0623 and A2643. \$2,000,000 FY 2012 Interstate Maintenance Discretionary grant for PE.						R/W:	0	0	0	0	0	0
Job No.: 6I3029							Construction:	0	0	0	63,983	0	0
Length: 2.18	MPO: Y					FFOS:	0	0	0	0	0	0	
Fund Cat: Taking Care Of System			Fed: 65,875	State: 7,319	Local: 0	Payments:	0	0	0	0	0	0	
Sec Cat: Rehab And Reconst	Awd Date: 2020	Anticipated Fed Cat: NHPP											
TIP #:	Future Cost: 0		Estimate Total: 75,195										
County: St. Louis	Urgent slide repair 1.6 miles east of Rte. OO above westbound lanes.						Engineering:	100	22	0	0	0	0
Route: IS 44							R/W:	0	0	0	0	0	0
Job No.: 6I3348							Construction:	0	306	0	0	0	0
Length: 0.13	MPO: Y					FFOS:	0	0	0	0	0	0	
Fund Cat: Taking Care Of System			AC-State: 295	State: 33	Local: 0	Payments:	0	0	0	0	0	0	
Sec Cat: Rehab And Reconst	Awd Date: Summer 17	Anticipated Fed Cat: NHPP											
TIP #:	Future Cost: 0		Estimate Total: 428										
County: St. Louis	Pavement and guardrail improvements from Rte. 67 to Rte. 141.						Engineering:	0	10	100	250	0	0
Route: IS 55							R/W:	0	0	0	0	0	0
Job No.: 6I3341							Construction:	0	0	0	2,785	0	0
Length: 5.51	MPO: Y					FFOS:	0	0	0	0	0	0	
Fund Cat: Taking Care Of System			AC-State: 2,830	State: 315	Local: 0	Payments:	0	0	0	0	0	0	
Sec Cat: Preventive Maint	Awd Date: 2020	Anticipated Fed Cat: NHPP											
TIP #:	Future Cost: 0		Estimate Total: 3,145										
County: St. Louis	Pavement and ADA Transition Plan improvements from north of Big Bend Boulevard to						Engineering:	0	20	400	786	0	0
Route: US 61	Barracksview Road.						R/W:	0	0	0	0	0	0
Job No.: 6S3281							Construction:	0	0	0	7,678	0	0
Length: 7.25	MPO: Y					FFOS:	0	0	0	0	0	0	
Fund Cat: Taking Care Of System			AC-State: 7,107	State: 1,777	Local: 0	Payments:	0	0	0	0	0	0	
Sec Cat: Preventive Maint	Awd Date: 2020	Anticipated Fed Cat: NHPP											
TIP #:	Future Cost: 0		Estimate Total: 8,884										

* Subject to the approval of the Transportation Improvement Program by the governing Metropolitan Planning Organization.

Jun-8-2017

Section 4 - 19

District St. Louis

TMA

Dollars in Thousands



2018-2022 Highway and Bridge Construction Schedule

Transportation Planning

P.O. Box 270
Jefferson City, MO 65102

Construction contingency applied to construction cost in the year the project is awarded.

Three percent project growth factor compounded annually is applied to right-of-way and construction costs in program years 2, 3, 4, and 5.

No inflation is applied to the Funding From Other Sources (FFOS) or Payments.

Engineering includes PE costs, CE costs and R/W incidentals.

Construction contingency applied to construction cost in the year the project is awarded. Three percent project growth factor compounded annually is applied to right-of-way and construction costs in program years 2, 3, 4, and 5. No inflation is applied to the Funding From Other Sources (FFOS) or Payments. Engineering includes PE costs, CE costs and R/W incidentals.							STATE FISCAL YEAR PROJECT BUDGETING					
							Prior Prog.	7/2017- 6/2018	7/2018- 6/2019	7/2019- 6/2020	7/2020- 6/2021	7/2021- 6/2022
County: St. Louis Route: IS 64 Job No.: 6I3277 Length: 3.50 Fund Cat: Taking Care Of System Sec Cat: Preventive Maint TIP #:	Pavement improvements from east of New Ballas Road to west of Spoede, as well as various highway ramps at the I-64 and I-270 interchange. MPO: Y AC-State: 1,562 State: 174 Local: 0 Awd Date: 2020 Anticipated Fed Cat: NHPP Future Cost: 0 Estimate Total: 1,736	Engineering: R/W: Construction: FFOS: Payments:	0 0 0 0 0 0	55 0 0 0 0 0	70 0 0 0 0 0	99 0 1,512 0 0 0	0 0 0 0 0 0					
County: St. Louis Route: US 67 Job No.: 6S3238 Length: 0.06 Fund Cat: Taking Care Of System Sec Cat: Systems Operations TIP #:	Signals and ADA Transition Plan improvements on Lindbergh Boulevard at Chaminade, Ladue Road, and Quailways Drive. \$62,000 Statewide Transportation Alternatives funds. MPO: Y Fed: 1,123 State: 281 Local: 0 Awd Date: Spring 18 Anticipated Fed Cat: NHPP Future Cost: 0 Estimate Total: 1,414	Engineering: R/W: Construction: FFOS: Payments:	10 0 0 0 0 0	177 0 1,227 62 0	0 0 0 0 0 0	0 0 0 0 0 0	0 0 0 0 0 0					
County: St. Louis Route: US 67 Job No.: 6S3250 Length: 0.14 Fund Cat: Taking Care Of System Sec Cat: Preventive Maint TIP #:	Pavement, drainage, and ADA Transition Plan improvements on Lindbergh Boulevard at Rte. AC, and on Rte. AC (New Halls Ferry Road) near Hermoso Drive in Florissant. \$10,000 Statewide Transportation Alternatives funds. MPO: Y Fed: 394 State: 98 Local: 0 Awd Date: Spring 18 Anticipated Fed Cat: NHPP Future Cost: 0 Estimate Total: 517	Engineering: R/W: Construction: FFOS: Payments:	25 0 0 0 0 0	33 0 459 10 0	0 0 0 0 0 0	0 0 0 0 0 0	0 0 0 0 0 0					
County: St. Louis Route: IS 70 Job No.: 6I3156 Length: 0.48 Fund Cat: Safety Sec Cat: Safety TIP #:	Interchange improvements at Rte. U (Lucas and Hunt Road). Project involves bridge A6233. \$1,013,000 Open Container funds. MPO: Y Fed: 3,086 State: 343 Local: 0 Awd Date: Winter 18 Anticipated Fed Cat: Safety Future Cost: 0 Estimate Total: 3,619	Engineering: R/W: Construction: FFOS: Payments:	190 0 0 0 0 0	323 0 3,106 1,013 0	0 0 0 0 0 0	0 0 0 0 0 0	0 0 0 0 0 0					
County: St. Louis Route: IS 70 Job No.: 6I3165 Length: 4.79 Fund Cat: Statewide Interstate And Major Bridge Sec Cat: Preventive Maint TIP #:	Pavement improvements from Springdale Avenue in Berkeley to Union Boulevard in St Louis city. \$157,461 Open Container funds. MPO: Y Fed: 7,151 State: 794 Local: 0 Awd Date: Winter 18 Anticipated Fed Cat: NHPP Future Cost: 0 Estimate Total: 8,120	Engineering: R/W: Construction: FFOS: Payments:	175 0 0 0 0 0	791 0 7,154 157 0	0 0 0 0 0 0	0 0 0 0 0 0	0 0 0 0 0 0					

* Subject to the approval of the Transportation Improvement Program by the governing Metropolitan Planning Organization.

Jun-8-2017

Section 4 - 20

District St. Louis

TMA

Dollars in Thousands



2018-2022 Highway and Bridge Construction Schedule

Transportation Planning

P.O. Box 270
Jefferson City, MO 65102

Construction contingency applied to construction cost in the year the project is awarded.

Three percent project growth factor compounded annually is applied to right-of-way and construction costs in program years 2, 3, 4, and 5.

No inflation is applied to the Funding From Other Sources (FFOS) or Payments.

Engineering includes PE costs, CE costs and R/W incidentals.

Construction contingency applied to construction cost in the year the project is awarded. Three percent project growth factor compounded annually is applied to right-of-way and construction costs in program years 2, 3, 4, and 5. No inflation is applied to the Funding From Other Sources (FFOS) or Payments. Engineering includes PE costs, CE costs and R/W incidentals.							STATE FISCAL YEAR PROJECT BUDGETING					
							Prior Prog.	7/2017- 6/2018	7/2018- 6/2019	7/2019- 6/2020	7/2020- 6/2021	7/2021- 6/2022
County: St. Louis	Bridge improvements at Rte. 141 underpass and McKelvey Road overpass. Project involves bridges A3207 and A3729.					Engineering:	100	100	143	0	0	0
Route: IS 70						R/W:	0	0	0	0	0	0
Job No.: 6I3251						Construction:	0	0	2,133	0	0	0
Length: 0.12	MPO: Y					FFOS:	0	0	0	0	0	0
Fund Cat: Taking Care Of System	AC-State: 2,139				State: 237	Local: 0	Payments:	0	0	0	0	0
Sec Cat: Preventive Maint	Awd Date: Fall 18	Anticipated Fed Cat: NHPP										
TIP #:	Future Cost: 0	Estimate Total: 2,476										
County: St. Louis	Bridge improvements to ten bridges from Jennings Station Rd. to Coldwater Creek. Project involves bridges A6108, A6110, A6111, A6131, A6132, A6153, A6154, A6167, A6168, and A6172.					Engineering:	0	200	200	578	0	0
Route: IS 70						R/W:	0	0	0	0	0	0
Job No.: 6I3338						Construction:	0	0	0	5,844	0	0
Length: 0.53	MPO: Y					FFOS:	0	0	0	0	0	0
Fund Cat: Taking Care Of System	AC-State: 6,140				State: 682	Local: 0	Payments:	0	0	0	0	0
Sec Cat: Preventive Maint	Awd Date: 2020	Anticipated Fed Cat: NHPP										
TIP #:	Future Cost: 0	Estimate Total: 6,822										
County: St. Louis	Bridge improvements on Ladue Road at Hibler Creek in Creve Coeur. Project involves bridge W0332.					Engineering:	102	123	0	0	0	0
Route: RT AB						R/W:	60	0	0	0	0	0
Job No.: 6S2211						Construction:	0	884	0	0	0	0
Length: 0.10	MPO: Y					FFOS:	0	0	0	0	0	0
Fund Cat: Taking Care Of System	Fed: 805				State: 202	Local: 0	Payments:	0	0	0	0	0
Sec Cat: Rehab And Reconst	Awd Date: Winter 18	Anticipated Fed Cat: NHPP										
TIP #: 4413Z-11	Future Cost: 0	Estimate Total: 1,169										
County: St. Louis	Pavement improvements on New Halls Ferry Road from Rte. 67 (Lindbergh Boulevard) to north of St. Cyr Road in Jennings.					Engineering:	70	195	0	0	0	0
Route: RT AC						R/W:	0	0	0	0	0	0
Job No.: 6S3249						Construction:	0	1,387	0	0	0	0
Length: 5.78	MPO: Y					FFOS:	0	0	0	0	0	0
Fund Cat: Taking Care Of System	AC-State: 1,266				State: 316	Local: 0	Payments:	0	0	0	0	0
Sec Cat: Preventive Maint	Awd Date: Spring 18	Anticipated Fed Cat: NHPP										
TIP #:	Future Cost: 0	Estimate Total: 1,652										
County: St. Louis	Signal and ADA Transition Plan improvements at I-44. \$1,000 Statewide Transportation Alternatives funds.					Engineering:	10	48	0	0	0	0
Route: CST BERRY RD						R/W:	0	0	0	0	0	0
Job No.: 6S3239						Construction:	0	263	0	0	0	0
Length: 0.06	MPO: Y					FFOS:	0	1	0	0	0	0
Fund Cat: Taking Care Of System	Fed: 248				State: 63	Local: 0	Payments:	0	0	0	0	0
Sec Cat: Systems Operations	Awd Date: Spring 18	Anticipated Fed Cat: STBG										
TIP #:	Future Cost: 0	Estimate Total: 321										

* Subject to the approval of the Transportation Improvement Program by the governing Metropolitan Planning Organization.

Jun-8-2017

Section 4 - 21

District St. Louis

TMA

Dollars in Thousands



2018-2022 Highway and Bridge Construction Schedule

Transportation Planning

P.O. Box 270
Jefferson City, MO 65102

Construction contingency applied to construction cost in the year the project is awarded.

Three percent project growth factor compounded annually is applied to right-of-way and construction costs in program years 2, 3, 4, and 5.

No inflation is applied to the Funding From Other Sources (FFOS) or Payments.

Engineering includes PE costs, CE costs and R/W incidentals.

						STATE FISCAL YEAR PROJECT BUDGETING					
						Prior Prog.	7/2017- 6/2018	7/2018- 6/2019	7/2019- 6/2020	7/2020- 6/2021	7/2021- 6/2022
County:	St. Louis	Bridge improvements on Dorsett Road / Midland Boulevard at Rte. 67 (Lindbergh	Engineering:	220	180	439	0	0	0	0	0
Route:	CST DORSETT RD	Boulevard). Project involves bridge A3509.	R/W:	0	0	0	0	0	0	0	0
Job No.:	6S3134		Construction:	0	0	5,292	0	0	0	0	0
Length:	0.13	MPO: Y	FFOS:	0	0	0	0	0	0	0	0
Fund Cat:	Taking Care Of System	Fed: 4,729 State: 1,182 Local: 0	Payments:	0	0	0	0	0	0	0	0
Sec Cat:	Rehab And Reconst	Awd Date: 2019 Anticipated Fed Cat: NHPP									
TIP #:		Future Cost: 0 Estimate Total: 6,131									
County:	St. Louis	Pavement Improvements at I-270 and I-70 interchange, and also at I-270 and Rte. 180 (St.	Engineering:	100	258	0	0	0	0	0	0
Route:	RP IS70W TO	Charles Rock Road) interchange in Bridgeton.	R/W:	0	0	0	0	0	0	0	0
Job No.:	IS270E		Construction:	0	2,310	0	0	0	0	0	0
Length:	6.62	MPO: Y	FFOS:	0	0	0	0	0	0	0	0
Fund Cat:	Taking Care Of System	Fed: 2,311 State: 257 Local: 0	Payments:	0	0	0	0	0	0	0	0
Sec Cat:	Preventive Maint	Awd Date: Spring 18 Anticipated Fed Cat: NHPP									
TIP #:		Future Cost: 0 Estimate Total: 2,668									
County:	St. Louis	Bridge improvements at McDonnell Blvd. and Lambert International Blvd. ramp to I-70	Engineering:	0	100	100	100	1	135		
Route:	CST JAMES S	eastbound. Project involves bridges A4226 and A4282.	R/W:	0	0	0	0	0	0	0	0
Job No.:	MCDONNELL		Construction:	0	0	0	0	0	0	2,198	
Length:	BLVD		FFOS:	0	0	0	0	0	0	0	0
Fund Cat:	6I3326	AC-State: 2,371 State: 263 Local: 0	Payments:	0	0	0	0	0	0	0	0
Sec Cat:	Taking Care Of System	Awd Date: 2022 Anticipated Fed Cat: NHPP									
TIP #:	Preventive Maint	Future Cost: 0 Estimate Total: 2,634									
County:	St. Louis	Bridge improvements over I-270 in Maryland Heights. Project involves bridge A3787.	Engineering:	75	180	0	0	0	0	0	0
Route:	CST MCKELVEY		R/W:	0	0	0	0	0	0	0	0
Job No.:	RD		Construction:	0	1,523	0	0	0	0	0	0
Length:	6S3261	AC-State: 1,532 State: 171 Local: 0	FFOS:	0	0	0	0	0	0	0	0
Fund Cat:	Taking Care Of System	Awd Date: Winter 18 Anticipated Fed Cat: NHPP	Payments:	0	0	0	0	0	0	0	0
Sec Cat:	Preventive Maint	Future Cost: 0 Estimate Total: 1,778									
TIP #:											
County:	St. Louis	Create Bus Rapid Transit (BRT) and High Occupancy Vehicle (HOV) lanes at various	Engineering:	61	1	1	1	1	1	79	
Route:	Various	locations in St. Louis County.	R/W:	0	0	0	0	0	0	0	0
Job No.:	6I2415B		Construction:	0	0	0	0	0	0	1,285	
Length:	0.00	MPO: Y	FFOS:	0	0	0	0	0	0	0	0
Fund Cat:	Flexible & Other	Fed: 1,095 State: 273 Local: 0	Payments:	0	0	0	0	0	0	0	0
Sec Cat:	Systems Operations	Awd Date: 2022 Anticipated Fed Cat: STBG									
TIP #:	5517B-13	Future Cost: 0 Estimate Total: 1,429									

* Subject to the approval of the Transportation Improvement Program by the governing Metropolitan Planning Organization.

Jun-8-2017

Section 4 - 22

District St. Louis

TMA

Dollars in Thousands



2018-2022 Highway and Bridge Construction Schedule

Transportation Planning

P.O. Box 270
Jefferson City, MO 65102

Construction contingency applied to construction cost in the year the project is awarded.

Three percent project growth factor compounded annually is applied to right-of-way and construction costs in program years 2, 3, 4, and 5.

No inflation is applied to the Funding From Other Sources (FFOS) or Payments.

Engineering includes PE costs, CE costs and R/W incidentals.

Construction contingency applied to construction cost in the year the project is awarded. Three percent project growth factor compounded annually is applied to right-of-way and construction costs in program years 2, 3, 4, and 5. No inflation is applied to the Funding From Other Sources (FFOS) or Payments. Engineering includes PE costs, CE costs and R/W incidentals.										STATE FISCAL YEAR PROJECT BUDGETING					
										Prior Prog.	7/2017- 6/2018	7/2018- 6/2019	7/2019- 6/2020	7/2020- 6/2021	7/2021- 6/2022
County: St. Louis Route: Various Job No.: 6P3177 Length: 0.00 MPO: Y Fund Cat: Taking Care Of System Sec Cat: Routine Maintenance Awd Date: Spring 18 TIP #: Future Cost: 0 Estimate Total: 1,591	Job Order Contracting for guardrail repair at various locations in St. Louis City and St. Louis County.				AC-State: 1,273 State: 318 Local: 0	Engineering: 0 R/W: 0 Construction: 0 FFOS: 0 Payments: 0	109 0 1,482 0 0	0 0 0 0 0	0 0 0 0 0	0 0 0 0 0					
County: St. Louis City Route: MO 115 Job No.: 6S3230 Length: 2.76 MPO: Y Fund Cat: Taking Care Of System Sec Cat: Systems Operations Awd Date: 2019 TIP #: Future Cost: 0 Estimate Total: 4,361	Signal improvements on Natural Bridge Avenue at various locations from Euclid Avenue to North Florissant Avenue.				AC-State: 3,457 State: 864 Local: 0	Engineering: 40 R/W: 0 Construction: 0 FFOS: 0 Payments: 0	280 0 0 0 0	248 0 3,793 0 0	0 0 0 0 0	0 0 0 0 0					
County: St. Louis City Route: MO 115 Job No.: 6S3258 Length: 4.85 MPO: Y Fund Cat: Taking Care Of System Sec Cat: Preventive Maint Awd Date: 2020 TIP #: Future Cost: 0 Estimate Total: 467	Pavement improvements from St. Louis City limits to I-70.				AC-State: 373 State: 94 Local: 0	Engineering: 0 R/W: 0 Construction: 0 FFOS: 0 Payments: 0	1 0 0 0 0	5 0 0 0 0	33 0 428 0 0	0 0 0 0 0					
County: St. Louis City Route: MO 180 Job No.: 6S3229 Length: 3.92 MPO: Y Fund Cat: Taking Care Of System Sec Cat: Thin Lift Overlay Awd Date: Fall 18 TIP #: Future Cost: 0 Estimate Total: 2,389	Pavement improvements on Dr. Martin Luther King Drive from St. Louis City limits to Rte. D (Page Boulevard).				AC-State: 1,908 State: 476 Local: 0	Engineering: 5 R/W: 0 Construction: 0 FFOS: 0 Payments: 0	15 0 0 0 0	227 0 2,142 0 0	0 0 0 0 0	0 0 0 0 0					
County: St. Louis City Route: IS 270 Job No.: 6I3040 Length: 0.47 MPO: Y Fund Cat: Statewide Interstate And Major Bridge Sec Cat: Rehab And Reconst Awd Date: N/A TIP #: Future Cost: 0 Estimate Total: 151	Payment to IDOT for bridge improvements on the Chain of Rocks bridge. Project involves bridge A0890. To be let by IDOT.				Fed: 136 State: 15 Local: 0	Engineering: 0 R/W: 0 Construction: 0 FFOS: 0 Payments: 0	1 0 150 0 0	0 0 0 0 0	0 0 0 0 0	0 0 0 0 0					

* Subject to the approval of the Transportation Improvement Program by the governing Metropolitan Planning Organization.

Jun-8-2017

Section 4 - 23

District St. Louis

TMA

Dollars in Thousands



2018-2022 Highway and Bridge Construction Schedule

Transportation Planning

P.O. Box 270
Jefferson City, MO 65102

Construction contingency applied to construction cost in the year the project is awarded.

Three percent project growth factor compounded annually is applied to right-of-way and construction costs in program years 2, 3, 4, and 5.

No inflation is applied to the Funding From Other Sources (FFOS) or Payments.

Engineering includes PE costs, CE costs and R/W incidentals.

Construction contingency applied to construction cost in the year the project is awarded. Three percent project growth factor compounded annually is applied to right-of-way and construction costs in program years 2, 3, 4, and 5. No inflation is applied to the Funding From Other Sources (FFOS) or Payments. Engineering includes PE costs, CE costs and R/W incidentals.							STATE FISCAL YEAR PROJECT BUDGETING						
							Prior Prog.	7/2017- 6/2018	7/2018- 6/2019	7/2019- 6/2020	7/2020- 6/2021	7/2021- 6/2022	
County: St. Louis City	Payment to IDOT for deck sealing on the Chain of Rocks bridge. Project Involves bridge						Engineering:	0	0	0	0	1	0
Route: IS 270	A0890.						R/W:	0	0	0	0	0	0
Job No.: 6I3214							Construction:	0	0	0	0	40	0
Length: 0.45	MPO: Y						FFOS:	0	0	0	0	0	0
Fund Cat: Taking Care Of System	AC-State: 37 State: 4 Local: 0					Payments:	0	0	0	0	0	0	
Sec Cat: Rehab And Reconst	Awd Date: N/A	Anticipated Fed Cat: NHPP											
TIP #:	Future Cost: 0 Estimate Total: 41												
County: St. Louis City	Signal improvements on Gravois Avenue at nine intersections from River Des Peres						Engineering:	21	345	0	0	0	0
Route: MO 30	Boulevard to Spring Avenue.						R/W:	0	0	0	0	0	0
Job No.: 6S3235							Construction:	0	2,389	0	0	0	0
Length: 3.36	MPO: Y						FFOS:	0	0	0	0	0	0
Fund Cat: Taking Care Of System	AC-State: 2,187 State: 547 Local: 0					Payments:	0	0	0	0	0	0	
Sec Cat: Systems Operations	Awd Date: Spring 18	Anticipated Fed Cat: NHPP											
TIP #:	Future Cost: 0 Estimate Total: 2,755												
County: St. Louis City	Pavement and bridge improvements from west of Kingshighway Blvd to I-55. Project						Engineering:	226	1,105	2,180	0	0	0
Route: IS 44	involves bridge A2258. \$914,000 Open Container funds.						R/W:	0	30	0	0	0	0
Job No.: 6I3034							Construction:	0	0	22,232	0	0	0
Length: 3.89	MPO: Y						FFOS:	0	0	914	0	0	0
Fund Cat: Statewide Interstate And Major Bridge	Fed: 22,992 State: 2,555 Local: 0					Payments:	0	0	0	0	0	0	
Sec Cat: Rehab And Reconst	Awd Date: Fall 18	Anticipated Fed Cat: NHPP											
TIP #:	Future Cost: 0 Estimate Total: 25,773												
County: St. Louis City	Bridge improvements from Kingshighway Boulevard to 39th Street. Project involves						Engineering:	1,600	2,265	0	0	0	0
Route: IS 44	bridges A2386, A2163, A2164, A2165, A2600 and A2255. \$1,149,000 Open Container						R/W:	0	20	0	0	0	0
Job No.: 6I3150	funds.						Construction:	0	26,481	0	0	0	0
Length: 0.23	MPO: Y						FFOS:	0	1,149	0	0	0	0
Fund Cat: Taking Care Of System	Fed: 25,890 State: 2,876 Local: 0					Payments:	0	0	0	0	0	0	
Sec Cat: Preventive Maint	Awd Date: Winter 18	Anticipated Fed Cat: NHPP											
TIP #:	Future Cost: 0 Estimate Total: 30,366												
County: St. Louis City	Bridge improvements from Virginia Avenue to Arsenal Street. Project involves bridges						Engineering:	550	28	175	852	0	0
Route: IS 55	A1079, A1080, A1082, A1083, A1084, A1085 and A1086.						R/W:	0	25	0	0	0	0
Job No.: 6I3149							Construction:	0	0	0	13,540	0	0
Length: 0.80	MPO: Y						FFOS:	0	0	0	0	0	0
Fund Cat: Taking Care Of System	Fed: 13,157 State: 1,463 Local: 0					Payments:	0	0	0	0	0	0	
Sec Cat: Preventive Maint	Awd Date: 2020	Anticipated Fed Cat: NHPP											
TIP #:	Future Cost: 0 Estimate Total: 15,170												

* Subject to the approval of the Transportation Improvement Program by the governing Metropolitan Planning Organization.

Jun-8-2017

Section 4 - 24

District St. Louis

TMA

Dollars in Thousands



2018-2022 Highway and Bridge Construction Schedule

Transportation Planning

P.O. Box 270
Jefferson City, MO 65102

Construction contingency applied to construction cost in the year the project is awarded.

Three percent project growth factor compounded annually is applied to right-of-way and construction costs in program years 2, 3, 4, and 5.

No inflation is applied to the Funding From Other Sources (FFOS) or Payments.

Engineering includes PE costs, CE costs and R/W incidentals.

						STATE FISCAL YEAR PROJECT BUDGETING					
						Prior Prog.	7/2017- 6/2018	7/2018- 6/2019	7/2019- 6/2020	7/2020- 6/2021	7/2021- 6/2022
County:	St. Louis City	Pavement improvements east of Sarah Street to 21st Street.				Engineering:	33	173	0	0	0
Route:	IS 64					R/W:	36	0	0	0	0
Job No.:	613111					Construction:	0	2,384	0	0	0
Length:	2.06	MPO:	Y			FFOS:	0	0	0	0	0
Fund Cat:	Statewide Interstate And Major Bridge			Fed:	2,302	State:	255	Local:	0		
Sec Cat:	Preventive Maint	Awd Date:	Fall 17	Anticipated Fed Cat:		NHPP	Payments:	0	0	0	0
TIP #:				Future Cost:	0	Estimate Total:	2,626				
County:	St. Louis City	Pavement improvements from west of Kingshighway Boulevard to west of Branch Street.				Engineering:	0	48	192	532	0
Route:	IS 70					R/W:	0	0	0	0	0
Job No.:	613257					Construction:	0	0	0	6,971	0
Length:	3.93	MPO:	Y			FFOS:	0	0	0	0	0
Fund Cat:	Taking Care Of System			AC-State:	6,969	State:	774	Local:	0		
Sec Cat:	Preventive Maint	Awd Date:	2020	Anticipated Fed Cat:		NHPP	Payments:	0	0	0	0
TIP #:				Future Cost:	0	Estimate Total:	7,743				
County:	St. Louis City	Payment to IDOT for bridge improvements on the Martin Luther King bridge. Project involves bridge A4856. Project will be let by IDOT.				Engineering:	0	0	0	1	0
Route:	MO 799					R/W:	0	0	0	0	0
Job No.:	6P3011					Construction:	0	0	0	85	0
Length:	0.40	MPO:	Y			FFOS:	0	0	0	0	0
Fund Cat:	Statewide Interstate And Major Bridge			Fed:	69	State:	17	Local:	0		
Sec Cat:	Preventive Maint	Awd Date:	N/A	Anticipated Fed Cat:		NHPP	Payments:	0	0	0	0
TIP #:	5737-16				Future Cost:	0	Estimate Total:	86			
County:	St. Louis City	Bridge improvements from 18th Street to Broadway. Project involves bridges A1516, RP BROADWAY TO A1517, A1518, A1519, A1520 and A1521.				Engineering:	240	455	0	0	0
Route:	IS64W					R/W:	0	0	0	0	0
Job No.:	613170					Construction:	0	4,584	0	0	0
Length:	1.12	MPO:	Y			FFOS:	0	0	0	0	0
Fund Cat:	Taking Care Of System			AC-State:	4,535	State:	504	Local:	0		
Sec Cat:	Preventive Maint	Awd Date:	Winter 18	Anticipated Fed Cat:		NHPP	Payments:	0	0	0	0
TIP #:				Future Cost:	0	Estimate Total:	5,279				
County:	St. Louis City	Signal improvements on Page Boulevard at various locations from Clara Avenue to Grand Avenue.				Engineering:	22	110	104	0	0
Route:	RT D					R/W:	0	0	0	0	0
Job No.:	6S3228					Construction:	0	0	1,584	0	0
Length:	3.21	MPO:	Y			FFOS:	0	0	0	0	0
Fund Cat:	Taking Care Of System			AC-State:	1,438	State:	360	Local:	0		
Sec Cat:	Systems Operations	Awd Date:	2019	Anticipated Fed Cat:		NHPP	Payments:	0	0	0	0
TIP #:				Future Cost:	0	Estimate Total:	1,820				

* Subject to the approval of the Transportation Improvement Program by the governing Metropolitan Planning Organization.

Jun-8-2017

Section 4 - 25

District St. Louis

TMA

Dollars in Thousands



2018-2022 Highway and Bridge Construction Schedule

Transportation Planning

P.O. Box 270
Jefferson City, MO 65102

Construction contingency applied to construction cost in the year the project is awarded.

Three percent project growth factor compounded annually is applied to right-of-way and construction costs in program years 2, 3, 4, and 5.

No inflation is applied to the Funding From Other Sources (FFOS) or Payments.

Engineering includes PE costs, CE costs and R/W incidentals.

Construction contingency applied to construction cost in the year the project is awarded. Three percent project growth factor compounded annually is applied to right-of-way and construction costs in program years 2, 3, 4, and 5. No inflation is applied to the Funding From Other Sources (FFOS) or Payments. Engineering includes PE costs, CE costs and R/W incidentals.							STATE FISCAL YEAR PROJECT BUDGETING						
							Prior Prog.	7/2017- 6/2018	7/2018- 6/2019	7/2019- 6/2020	7/2020- 6/2021	7/2021- 6/2022	
County:	St. Louis City	Pedestrian bridge improvements over I-44 west of Kingshighway Boulevard and over I-70 west of Madison Street. Project involves pedestrian bridges A2346 and A0140.					Engineering:	20	220	0	0	0	0
Route:	PED FENDLER AND ASSOCIATES OVERPAS						R/W:	0	0	0	0	0	0
Job No.:	6I3268						Construction:	0	1,540	0	0	0	0
Length:	0.17	MPO: Y				FFOS:	0	0	0	0	0	0	
Fund Cat:	Flexible & Other		AC-State:	1,408	State:	352	Local:	0					
Sec Cat:	Enhancements	Awd Date:	Spring 18	Anticipated Fed Cat:	STBG		Payments:	0	0	0	0	0	
TIP #:		Future Cost:	0	Estimate Total:	1,780								
County:	St. Louis City	Pavement improvements on Riverview Drive from I-270 to Hall Street.					Engineering:	100	330	345	0	0	0
Route:	RT H						R/W:	0	0	0	0	0	0
Job No.:	6S3196						Construction:	0	0	4,471	0	0	0
Length:	3.57	MPO: Y				FFOS:	0	0	0	0	0	0	
Fund Cat:	Taking Care Of System		Fed:	4,117	State:	1,029	Local:	0					
Sec Cat:	Preventive Maint	Awd Date:	Fall 18	Anticipated Fed Cat:	NHPP		Payments:	0	0	0	0	0	
TIP #:		Future Cost:	0	Estimate Total:	5,246								
County:	St. Louis City	Intersection improvements at Riverview Drive and Hall Street. \$560,080 Congestion Mitigation and Air Quality program funds.					Engineering:	58	10	44	0	0	0
Route:	RT H						R/W:	0	0	0	0	0	0
Job No.:	6S3219						Construction:	0	0	658	0	0	0
Length:	0.42	MPO: Y				FFOS:	0	0	511	0	0	0	
Fund Cat:	Taking Care Of System		Fed:	569	State:	143	Local:	0					
Sec Cat:	Systems Operations	Awd Date:	Summer 18	Anticipated Fed Cat:	C.M.A.Q.		Payments:	0	0	0	0	0	
TIP #:		Future Cost:	0	Estimate Total:	770								
County:	St. Louis City	Interchange improvements at I-70 westbound exit ramp to Broadway and along Broadway. Project involves bridge A6205. Project fully funded by \$1,264,000 CMAQ and \$327,000 Land Clearance for Redevelopment Authority.					Engineering:	158	93	0	0	0	0
Route:	RP IS70W TO BROADWAY						R/W:	0	0	0	0	0	0
Job No.:	6I3205						Construction:	0	1,340	0	0	0	0
Length:	0.49	MPO: Y				FFOS:	0	1,340	0	0	0	0	
Fund Cat:	Flexible & Other		Fed:	1,147	State:	210	Local:	76					
Sec Cat:	Systems Operations	Awd Date:	Summer 17	Anticipated Fed Cat:	C.M.A.Q.		Payments:	0	0	0	0	0	
TIP #:		Future Cost:	0	Estimate Total:	1,591								
County:	Various	Job Order Contracting for concrete pavement repair at various interstate locations in the St. Louis District.					Engineering:	0	47	0	0	0	0
Route:	Various						R/W:	0	0	0	0	0	0
Job No.:	0I3004K						Construction:	0	600	0	0	0	0
Length:	0.00	MPO: Y				FFOS:	0	0	0	0	0	0	
Fund Cat:	Statewide Interstate And Major Bridge		AC-State:	582	State:	65	Local:	0					
Sec Cat:	Preventive Maint	Awd Date:	Spring 18	Anticipated Fed Cat:	NHPP		Payments:	0	0	0	0	0	
TIP #:		Future Cost:	0	Estimate Total:	647								

* Subject to the approval of the Transportation Improvement Program by the governing Metropolitan Planning Organization.

Jun-8-2017

Section 4 - 26

District St. Louis

TMA

Dollars in Thousands



2018-2022 Highway and Bridge Construction Schedule

Transportation Planning

P.O. Box 270
Jefferson City, MO 65102

Construction contingency applied to construction cost in the year the project is awarded.

Three percent project growth factor compounded annually is applied to right-of-way and construction costs in program years 2, 3, 4, and 5.

No inflation is applied to the Funding From Other Sources (FFOS) or Payments.

Engineering includes PE costs, CE costs and R/W incidentals.

						STATE FISCAL YEAR PROJECT BUDGETING					
						Prior Prog.	7/2017- 6/2018	7/2018- 6/2019	7/2019- 6/2020	7/2020- 6/2021	7/2021- 6/2022
County: Various	Job Order Contracting for asphalt pavement repair at various interstate locations in Franklin and Jefferson Counties.					Engineering:	0	47	0	0	0
Route: Various						R/W:	0	0	0	0	0
Job No.: 0I3004L						Construction:	0	600	0	0	0
Length: 0.00	MPO: Y					FFOS:	0	0	0	0	0
Fund Cat: Statewide Interstate And Major Bridge	AC-State: 582 State: 65 Local: 0					Payments:	0	0	0	0	0
Sec Cat: Preventive Maint	Awd Date: Spring 18 Anticipated Fed Cat: NHPP										
TIP #: 	Future Cost: 0 Estimate Total: 647										
County: Various	Job Order Contracting for asphalt pavement repair at various interstate locations in St. Charles and St. Louis Counties and St. Louis City.					Engineering:	0	61	0	0	0
Route: Various						R/W:	0	0	0	0	0
Job No.: 0I3004M						Construction:	0	800	0	0	0
Length: 0.00	MPO: Y					FFOS:	0	0	0	0	0
Fund Cat: Statewide Interstate And Major Bridge	AC-State: 774 State: 87 Local: 0					Payments:	0	0	0	0	0
Sec Cat: Preventive Maint	Awd Date: Spring 18 Anticipated Fed Cat: NHPP										
TIP #: 	Future Cost: 0 Estimate Total: 861										
County: Various	Safety projects at various locations in the St. Louis District. \$2,260,000 from Statewide Open Container funds.					Engineering:	0	0	158	0	0
Route: Various						R/W:	0	0	0	0	0
Job No.: 0P3019G						Construction:	0	0	2,328	0	0
Length: 0.00	MPO: Y					FFOS:	0	0	2,260	0	0
Fund Cat: Safety	Fed: 2,237 State: 249 Local: 0					Payments:	0	0	0	0	0
Sec Cat: Safety	Awd Date: 2019 Anticipated Fed Cat: Safety										
TIP #: 	Future Cost: 0 Estimate Total: 2,486										
County: Various	Safety projects at various locations in the St. Louis District. \$6,680,000 from Statewide Open Container funds.					Engineering:	0	0	0	468	0
Route: Various						R/W:	0	0	0	0	0
Job No.: 0P3020G						Construction:	0	0	0	7,087	0
Length: 0.00	MPO: Y					FFOS:	0	0	0	6,680	0
Fund Cat: Safety	Fed: 6,799 State: 756 Local: 0					Payments:	0	0	0	0	0
Sec Cat: Safety	Awd Date: 2020 Anticipated Fed Cat: Safety										
TIP #: 	Future Cost: 0 Estimate Total: 7,555										
County: Various	Safety projects at various locations in the St. Louis District. \$5,837,000 from Statewide Open Container funds.					Engineering:	0	0	0	0	409
Route: Various						R/W:	0	0	0	0	0
Job No.: 0P3021G						Construction:	0	0	0	0	6,378
Length: 0.00	MPO: Y					FFOS:	0	0	0	0	5,837
Fund Cat: Safety	Fed: 6,108 State: 679 Local: 0					Payments:	0	0	0	0	0
Sec Cat: Safety	Awd Date: 2021 Anticipated Fed Cat: Safety										
TIP #: 	Future Cost: 0 Estimate Total: 6,787										

* Subject to the approval of the Transportation Improvement Program by the governing Metropolitan Planning Organization.

Jun-8-2017

Section 4 - 27

District St. Louis

TMA

Dollars in Thousands



2018-2022 Highway and Bridge Construction Schedule

Transportation Planning

P.O. Box 270
Jefferson City, MO 65102

Construction contingency applied to construction cost in the year the project is awarded.

Three percent project growth factor compounded annually is applied to right-of-way and construction costs in program years 2, 3, 4, and 5.

No inflation is applied to the Funding From Other Sources (FFOS) or Payments.

Engineering includes PE costs, CE costs and R/W incidentals.

Construction contingency applied to construction cost in the year the project is awarded. Three percent project growth factor compounded annually is applied to right-of-way and construction costs in program years 2, 3, 4, and 5. No inflation is applied to the Funding From Other Sources (FFOS) or Payments. Engineering includes PE costs, CE costs and R/W incidentals.							STATE FISCAL YEAR PROJECT BUDGETING					
							Prior Prog.	7/2017- 6/2018	7/2018- 6/2019	7/2019- 6/2020	7/2020- 6/2021	7/2021- 6/2022
County: Various Route: Various Job No.: 0P3022G Length: 0.00 MPO: Y Fund Cat: Safety Sec Cat: Safety TIP #:	Safety projects at various locations in the St. Louis District. \$5,837,000 from Statewide Open Container funds.						Engineering: 0	0	0	0	0	409
							R/W: 0	0	0	0	0	0
							Construction: 0	0	0	0	0	6,570
	Fed: 6,281 State: 698 Local: 0						FFOS: 0	0	0	0	0	5,837
	Awd Date: 2022 Anticipated Fed Cat: Safety						Payments: 0	0	0	0	0	0
	Future Cost: 0 Estimate Total: 6,979											
County: Various Route: Various Job No.: 0S3022G Length: 0.00 MPO: Y Fund Cat: Taking Care Of System Sec Cat: N- Ada Trans TIP #:	ADA Transition Plan improvements at various locations in the St. Louis District. \$2,213,000 from Statewide Transportation Alternatives funds.						Engineering: 0	0	0	0	155	
							R/W: 0	0	0	0	0	0
							Construction: 0	0	0	0	0	2,491
	Fed: 2,117 State: 529 Local: 0						FFOS: 0	0	0	0	0	2,213
	Awd Date: 2022 Anticipated Fed Cat: STBG						Payments: 0	0	0	0	0	0
	Future Cost: 0 Estimate Total: 2,646											
County: Various Route: Various Job No.: 6P2421B Length: 0.00 MPO: Y Fund Cat: Taking Care Of System Sec Cat: Preventive Maint TIP #:	Job Order Contracting for concrete pavement improvements (non-interstate) at various primary route locations in the St. Louis District.						Engineering: 7	1	1	52	0	
							R/W: 0	0	0	0	0	0
							Construction: 0	0	0	796	0	0
	AC-State: 681 State: 169 Local: 0						FFOS: 0	0	0	0	0	0
	Awd Date: 2020 Anticipated Fed Cat: STBG						Payments: 0	0	0	0	0	0
	Future Cost: 0 Estimate Total: 857											
County: Various Route: Various Job No.: 6P3067 Length: 0.00 MPO: Y Fund Cat: Taking Care Of System Sec Cat: Rehab And Reconst TIP #:	Pavement improvements at various locations.						Engineering: 0	0	95	0	0	
							R/W: 0	0	0	0	0	0
							Construction: 0	0	1,398	0	0	0
	Fed: 1,194 State: 299 Local: 0						FFOS: 0	0	0	0	0	0
	Awd Date: 2019 Anticipated Fed Cat: NHPP						Payments: 0	0	0	0	0	0
	Future Cost: 0 Estimate Total: 1,493											
County: Various Route: Various Job No.: 6P3175 Length: 0.00 MPO: Y Fund Cat: Taking Care Of System Sec Cat: Routine Maintenance TIP #:	Job Order Contracting for fence repair at various locations in the St. Louis District.						Engineering: 0	33	0	0	0	
							R/W: 0	0	0	0	0	0
							Construction: 0	404	0	0	0	0
	Fed: 0 State: 437 Local: 0						FFOS: 0	0	0	0	0	0
	Awd Date: Spring 18 Anticipated Fed Cat: State						Payments: 0	0	0	0	0	0
	Future Cost: 0 Estimate Total: 437											

* Subject to the approval of the Transportation Improvement Program by the governing Metropolitan Planning Organization.

Jun-8-2017

Section 4 - 28

District St. Louis

TMA

Dollars in Thousands



2018-2022 Highway and Bridge Construction Schedule

Construction contingency applied to construction cost in the year the project is awarded.

Three percent project growth factor compounded annually is applied to right-of-way and construction costs in program years 2, 3, 4, and 5.

No inflation is applied to the Funding From Other Sources (FFOS) or Payments.

Engineering includes PE costs, CE costs and R/W incidentals.

						STATE FISCAL YEAR PROJECT BUDGETING					
						Prior Prog.	7/2017- 6/2018	7/2018- 6/2019	7/2019- 6/2020	7/2020- 6/2021	7/2021- 6/2022
County: Various	Job Order Contracting for guard cable repair at various locations in the St. Louis District.	Engineering:	0	43	0	0	0	0	0	0	0
Route: Various		R/W:	0	0	0	0	0	0	0	0	0
Job No.: 6P3176		Construction:	0	558	0	0	0	0	0	0	0
Length: 0.00	MPO: Y	FFOS:	0	0	0	0	0	0	0	0	0
Fund Cat: Taking Care Of System	AC-State: 480 State: 121 Local: 0	Payments:	0	0	0	0	0	0	0	0	0
Sec Cat: Routine Maintenance	Awd Date: Spring 18 Anticipated Fed Cat: STBG										
TIP #: Future Cost: 0 Estimate Total: 601											
County: Various	Job Order Contracting for asphalt pavement improvements (non-interstate) at various primary route locations in the St. Louis District.	Engineering:	0	93	0	0	0	0	0	0	0
Route: Various		R/W:	0	0	0	0	0	0	0	0	0
Job No.: 6P3198		Construction:	0	1,250	0	0	0	0	0	0	0
Length: 0.00	MPO: Y	FFOS:	0	0	0	0	0	0	0	0	0
Fund Cat: Taking Care Of System	AC-State: 1,074 State: 269 Local: 0	Payments:	0	0	0	0	0	0	0	0	0
Sec Cat: Preventive Maint	Awd Date: Spring 18 Anticipated Fed Cat: STBG										
TIP #: Future Cost: 0 Estimate Total: 1,343											
County: Various	Signal Optimization at various locations along MO 141, MO 340, I-44, and I-55 corridors. \$740,000 Congestion Mitigation and Air Quality funds.	Engineering:	0	1	66	0	0	0	0	0	0
Route: Various		R/W:	0	0	0	0	0	0	0	0	0
Job No.: 6P3218		Construction:	0	0	972	0	0	0	0	0	0
Length: 0.00	MPO: Y	FFOS:	0	0	740	0	0	0	0	0	0
Fund Cat: Taking Care Of System	Fed: 832 State: 207 Local: 0	Payments:	0	0	0	0	0	0	0	0	0
Sec Cat: Systems Operations	Awd Date: 2019 Anticipated Fed Cat: C.M.A.Q.										
TIP #: Future Cost: 0 Estimate Total: 1,039											
County: Various	Job Order Contracting for bridge repair at various primary route locations in the St. Louis District.	Engineering:	0	1	142	0	0	0	0	0	0
Route: Various		R/W:	0	0	0	0	0	0	0	0	0
Job No.: 6P3310		Construction:	0	0	2,060	0	0	0	0	0	0
Length: 0.00	MPO: Y	FFOS:	0	0	0	0	0	0	0	0	0
Fund Cat: Taking Care Of System	AC-State: 1,763 State: 440 Local: 0	Payments:	0	0	0	0	0	0	0	0	0
Sec Cat: Preventive Maint	Awd Date: Fall 18 Anticipated Fed Cat: STBG										
TIP #: Future Cost: 0 Estimate Total: 2,203											
County: Various	Job Order Contracting for asphalt pavement improvements (non-Interstate) at various primary route locations in the St. Louis District.	Engineering:	0	0	93	0	0	0	0	0	0
Route: Various		R/W:	0	0	0	0	0	0	0	0	0
Job No.: 6P3332		Construction:	0	0	1,288	0	0	0	0	0	0
Length: 0.00	MPO: Y	FFOS:	0	0	0	0	0	0	0	0	0
Fund Cat: Taking Care Of System	AC-State: 1,104 State: 277 Local: 0	Payments:	0	0	0	0	0	0	0	0	0
Sec Cat: Routine Maintenance	Awd Date: 2019 Anticipated Fed Cat: STBG										
TIP #: Future Cost: 0 Estimate Total: 1,381											

* Subject to the approval of the Transportation Improvement Program by the governing Metropolitan Planning Organization.



2018-2022 Highway and Bridge Construction Schedule

Transportation Planning

P.O. Box 270
Jefferson City, MO 65102

Construction contingency applied to construction cost in the year the project is awarded.

Three percent project growth factor compounded annually is applied to right-of-way and construction costs in program years 2, 3, 4, and 5.

No inflation is applied to the Funding From Other Sources (FFOS) or Payments.

Engineering includes PE costs, CE costs and R/W incidentals.

Construction contingency applied to construction cost in the year the project is awarded. Three percent project growth factor compounded annually is applied to right-of-way and construction costs in program years 2, 3, 4, and 5. No inflation is applied to the Funding From Other Sources (FFOS) or Payments. Engineering includes PE costs, CE costs and R/W incidentals.										STATE FISCAL YEAR PROJECT BUDGETING					
										Prior Prog.	7/2017- 6/2018	7/2018- 6/2019	7/2019- 6/2020	7/2020- 6/2021	7/2021- 6/2022
County: Various Route: Various Job No.: 6P3333 Length: 0.00 MPO: Y Fund Cat: Taking Care Of System Sec Cat: Routine Maintenance Awd Date: 2020 TIP #: Future Cost: 0	Job Order Contracting for asphalt pavement improvements (non-Interstate) at various primary route locations in the St. Louis District.				AC-State: 1,137	State: 284	Local: 0	Engineering: 0 R/W: 0 Construction: 0 FFOS: 0 Payments: 0	1 0 0 0 0	1 0 0 0 0	93 0 1,326 0 0	0 0 0 0 0	0 0 0 0 0		
County: Various Route: Various Job No.: 6P3334 Length: 0.00 MPO: Y Fund Cat: Taking Care Of System Sec Cat: Routine Maintenance Awd Date: Spring 18 TIP #: Future Cost: 0	Job Order Contracting for concrete pavement improvements (non-Interstate) at various primary route locations in the St. Louis District.				AC-State: 876	State: 219	Local: 0	Engineering: 0 R/W: 0 Construction: 0 FFOS: 0 Payments: 0	75 0 1,020 0 0	0 0 0 0 0	0 0 0 0 0	0 0 0 0 0	0 0 0 0 0		
County: Various Route: Various Job No.: 6P3335 Length: 0.00 MPO: Y Fund Cat: Taking Care Of System Sec Cat: Routine Maintenance Awd Date: 2019 TIP #: Future Cost: 0	Job Order Contracting for concrete pavement improvements (non-Interstate) at various primary route locations in the St. Louis District.				AC-State: 902	State: 225	Local: 0	Engineering: 0 R/W: 0 Construction: 0 FFOS: 0 Payments: 0	1 0 0 0 0	75 0 1,051 0 0	0 0 0 0 0	0 0 0 0 0	0 0 0 0 0		
County: Various Route: Various Job No.: 6P3336 Length: 0.00 MPO: Y Fund Cat: Taking Care Of System Sec Cat: Systems Operations Awd Date: Spring 18 TIP #: Future Cost: 0	Job Order Contracting for guardrail repair at various locations in Franklin and Jefferson counties.				AC-State: 412	State: 103	Local: 0	Engineering: 0 R/W: 0 Construction: 0 FFOS: 0 Payments: 0	38 0 477 0 0	0 0 0 0 0	0 0 0 0 0	0 0 0 0 0	0 0 0 0 0		
County: Various Route: Various Job No.: 6Q3285 Length: 0.00 MPO: Y Fund Cat: Taking Care Of System Sec Cat: Systems Operations Awd Date: 2019 TIP #: Future Cost: 0	Intelligent Transportation Systems (ITS) improvements to dynamic message signs at various routes across the St. Louis District.				AC-State: 456	State: 113	Local: 0	Engineering: 0 R/W: 0 Construction: 0 FFOS: 0 Payments: 0	1 0 0 0 0	1 0 567 0 0	0 0 0 0 0	0 0 0 0 0	0 0 0 0 0		

* Subject to the approval of the Transportation Improvement Program by the governing Metropolitan Planning Organization.

Jun-8-2017

Section 4 - 30

District St. Louis

TMA

Dollars in Thousands



2018-2022 Highway and Bridge Construction Schedule

Transportation Planning

P.O. Box 270
Jefferson City, MO 65802

Construction contingency applied to construction cost in the year the project is awarded.

Three percent project growth factor compounded annually is applied to right-of-way and construction costs in program years 2, 3, 4, and 5.

No inflation is applied to the Funding From Other Sources (FFOS) or Payments.

Engineering includes PE costs, CE costs and R/W incidentals.

						STATE FISCAL YEAR PROJECT BUDGETING					
						Prior Prog.	7/2017- 6/2018	7/2018- 6/2019	7/2019- 6/2020	7/2020- 6/2021	7/2021- 6/2022
County:	Various	Intelligent Transportation Systems (ITS) improvements to closed circuit television systems				Engineering:	0	1	1	0	0
Route:	Various	at various locations in the St. Louis District.				R/W:	0	0	0	0	0
Job No.:	6Q3286					Construction:	0	0	175	0	0
Length:	0.00	MPO:	Y			FFOS:	0	0	0	0	0
Fund Cat:	Taking Care Of System	AC-State:	142	State:	35	Local:	0				
Sec Cat:	Systems Operations	Awd Date:	2019	Anticipated Fed Cat:	STBG	Payments:	0	0	0	0	0
TIP #:		Future Cost:	0	Estimate Total:	177						

* Subject to the approval of the Transportation Improvement Program by the governing Metropolitan Planning Organization.

Jun-8-2017

Section 4 - 31

District St. Louis

TMA

Dollars in Thousands



2018-2022 Highway and Bridge Construction Schedule

Transportation Planning

P.O. Box 270
Jefferson City, MO 65802

Construction contingency applied to construction cost in the year the project is awarded.
Three percent project growth factor compounded annually is applied to right-of-way and construction costs in program years 2, 3, 4, and 5.
No inflation is applied to the Funding From Other Sources (FFOS) or Payments.
Engineering includes PE costs, CE costs and R/W incidentals.

STATE FISCAL YEAR PROJECT BUDGETING						
	Prior Prog.	7/2017- 6/2018	7/2018- 6/2019	7/2019- 6/2020	7/2020- 6/2021	7/2021- 6/2022
FFOS:	2,568	34,187	12,398	8,719	8,126	8,050
Total R/W:	3,996	4,535	250	0	0	0
Total Construction:	0	240,366	212,376	206,412	44,866	16,922
Paybacks:	0	0	0	0	0	0
Sub-Total:	3,996	244,901	212,626	206,412	44,866	16,922
Total Engineering:	18,692	41,325	18,845	16,400	3,151	1,046
Grand Total:	22,688	286,226	231,471	222,812	48,017	17,968
		2018	2019	2020	2021	2022
State		32,479	36,564	29,088	7,270	2,662
AC-State		50,759	46,312	67,930	1,374	5,817
Local		9,507	0	0	0	0
Sub-total State		92,745	82,876	97,018	8,644	8,479
Federal						
Sub-total Federal		193,481	148,595	125,794	39,373	9,489
Grand Total		286,226	231,471	222,812	48,017	17,968

Project Count: 151

* Subject to the approval of the Transportation Improvement Program by the governing Metropolitan Planning Organization.

Jun-8-2017

Section 4 - 1

District St. Louis

TMA

Dollars in Thousands



MoDOT's St Louis District
TMA: East-West Gateway Council of Governments

(Note: The following MoDOT projects are located inside the East-West Gateway Council of Governments planning area boundary.)

PAYMENT PROJECTS



2018-2022 Highway and Bridge Construction Schedule

Transportation Planning

P.O. Box 270
Jefferson City, MO 65102

Construction contingency applied to construction cost in the year the project is awarded.

Three percent project growth factor compounded annually is applied to right-of-way and construction costs in program years 2, 3, 4, and 5.

No inflation is applied to the Funding From Other Sources (FFOS) or Payments.

Engineering includes PE costs, CE costs and R/W incidentals.

Construction contingency applied to construction cost in the year the project is awarded. Three percent project growth factor compounded annually is applied to right-of-way and construction costs in program years 2, 3, 4, and 5. No inflation is applied to the Funding From Other Sources (FFOS) or Payments. Engineering includes PE costs, CE costs and R/W incidentals.							STATE FISCAL YEAR PROJECT BUDGETING					
							Prior Prog.	7/2017- 6/2018	7/2018- 6/2019	7/2019- 6/2020	7/2020- 6/2021	7/2021- 6/2022
County: St. Charles Route: US 67 Job No.: 6P3212 Length: 0.19 MPO: Y Fund Cat: Taking Care Of System Sec Cat: Rehab And Reconst TIP #:	Payment to IDOT to replace deck drainage extension on the Clark bridge. Project involves bridge A4278.					Fed: 241 State: 60 Local: 0	Engineering: 0 R/W: 0 Construction: 0 FFOS: 0 Payments: 0	0 0 0 0 0	0 0 0 0 0	1 0 0 0 0	0 0 0 0 0	
County: St. Charles Route: US 67 Job No.: 6P3213 Length: 0.19 MPO: Y Fund Cat: Taking Care Of System Sec Cat: Rehab And Reconst TIP #:	Payment to IDOT for deck sealing on the Clark bridge. Project involves bridge A4278.					Fed: 121 State: 30 Local: 0	Engineering: 0 R/W: 0 Construction: 0 FFOS: 0 Payments: 0	0 0 0 0 0	0 0 0 0 0	0 0 0 0 0	1 0 0 0 150	
County: St. Louis Route: IS 64 Job No.: 610978Z Length: 9.02 MPO: Y Fund Cat: Flexible & Other Sec Cat: System Expansion TIP #: 2606D-11	Payback for project 610978 from west of Spoede Road to west of Sarah Street. Payment of \$13.5 million per year from 2011 to 2025.					Fed: 0 State: 67,500 Local: 0	Engineering: 0 R/W: 0 Construction: 0 FFOS: 0 Payments: 94,500	0 0 0 0 13,500	0 0 0 0 13,500	0 0 0 0 13,500	0 0 0 0 13,500	
County: St. Louis Route: IS 64 Job No.: 6Q3053C Length: 0.00 MPO: Y Fund Cat: Flexible & Other Sec Cat: Systems Operations TIP #: 5948B-18	ITS operations, MoDOT staff, equipment maintenance and Transportation Management Center (TMC) operations at the TMC building.					Fed: 705 State: 176 Local: 0	Engineering: 0 R/W: 0 Construction: 0 FFOS: 0 Payments: 0	0 0 0 0 880	1 0 0 0 0	0 0 0 0 0	0 0 0 0 0	
County: St. Louis Route: IS 64 Job No.: 6Q3053D Length: 0.00 MPO: Y Fund Cat: Flexible & Other Sec Cat: Systems Operations TIP #: 5948C-18	ITS operations, contract staffing and professional services at the Transportation Management Center (TMC) building.					Fed: 1,697 State: 424 Local: 0	Engineering: 0 R/W: 0 Construction: 0 FFOS: 0 Payments: 0	0 0 0 0 2,120	1 0 0 0 0	0 0 0 0 0	0 0 0 0 0	

* Subject to the approval of the Transportation Improvement Program by the governing Metropolitan Planning Organization.

Jun-8-2017

Section 4 - 1

District St. Louis

TMA

Dollars in Thousands



2018-2022 Highway and Bridge Construction Schedule

Transportation Planning

P.O. Box 270
Jefferson City, MO 65102

Construction contingency applied to construction cost in the year the project is awarded.

Three percent project growth factor compounded annually is applied to right-of-way and construction costs in program years 2, 3, 4, and 5.

No inflation is applied to the Funding From Other Sources (FFOS) or Payments.

Engineering includes PE costs, CE costs and R/W incidentals.

						STATE FISCAL YEAR PROJECT BUDGETING					
						Prior Prog.	7/2017- 6/2018	7/2018- 6/2019	7/2019- 6/2020	7/2020- 6/2021	7/2021- 6/2022
County: St. Louis	Transportation Management Center facility operations, key MoDOT staff salaries, and utility payments for Intelligent Transportation Systems (ITS) network devices in the St. Louis District.					Engineering:	0	0	0	0	1
Route: IS 64						R/W:	0	0	0	0	0
Job No.: 6Q3227C						Construction:	0	0	0	0	0
Length: 0.27						FFOS:	0	0	0	0	0
MPO: Y						Payments:	0	0	0	0	1,106
Fund Cat: Flexible & Other											
Sec Cat: Systems Operations											
Awd Date: N/A											
Anticipated Fed Cat: STBG											
Future Cost: 0											
Estimate Total: 1,107											
County: St. Louis	Payment for staff at the Transportation Management Center in the St. Louis District.					Engineering:	0	0	0	0	1
Route: IS 64						R/W:	0	0	0	0	0
Job No.: 6Q3227D						Construction:	0	0	0	0	0
Length: 0.00						FFOS:	0	0	0	0	0
MPO: Y						Payments:	0	0	0	0	2,664
Fund Cat: Flexible & Other											
Sec Cat: Systems Operations											
Awd Date: N/A											
Anticipated Fed Cat: STBG											
Future Cost: 0											
Estimate Total: 2,665											
County: St. Louis	Video wall replacement at the District Traffic Management Center (TMC).					Engineering:	0	25	0	0	0
Route: Various						R/W:	0	0	0	0	0
Job No.: 6Q3192						Construction:	0	0	0	0	0
Length: 0.00						FFOS:	0	0	0	0	0
MPO: Y						Payments:	0	1,225	0	0	0
Fund Cat: Taking Care Of System											
Sec Cat: Systems Operations											
Awd Date: N/A											
Anticipated Fed Cat: STBG											
Future Cost: 0											
Estimate Total: 1,250											
County: St. Louis	Motorist Assist operations and staff in the St. Louis District. These funds will be transferred to the District Operations Budget.					Engineering:	0	0	0	0	1
Route: Various						R/W:	0	0	0	0	0
Job No.: 6Q3227B						Construction:	0	0	0	0	0
Length: 0.00						FFOS:	0	0	0	0	0
MPO: Y						Payments:	0	0	0	0	2,777
Fund Cat: Flexible & Other											
Sec Cat: Systems Operations											
Awd Date: N/A											
Anticipated Fed Cat: STBG											
Future Cost: 0											
Estimate Total: 2,778											
County: St. Louis City	Payback for 6I0984 and 6U1086 to construct new Mississippi River bridge. Payment of \$8.4 million per year from 2011 to 2025. Project involves bridge A6500.					Engineering:	0	0	0	0	0
Route: IS 70						R/W:	0	0	0	0	0
Job No.: 6I0984Z						Construction:	0	0	0	0	0
Length: 0.76						FFOS:	0	0	0	0	0
MPO: Y						Payments:	58,800	8,400	8,400	8,400	8,400
Fund Cat: Flexible & Other											
Sec Cat: System Expansion											
Awd Date: N/A											
Anticipated Fed Cat: State											
Future Cost: 25,001 - 50,000											
Estimate Total: 100,800											

* Subject to the approval of the Transportation Improvement Program by the governing Metropolitan Planning Organization.

Jun-8-2017

Section 4 - 2

District St. Louis

TMA

Dollars in Thousands



2018-2022 Highway and Bridge Construction Schedule

Transportation Planning

P.O. Box 270
Jefferson City, MO 65102

Construction contingency applied to construction cost in the year the project is awarded.

Three percent project growth factor compounded annually is applied to right-of-way and construction costs in program years 2, 3, 4, and 5.

No inflation is applied to the Funding From Other Sources (FFOS) or Payments.

Engineering includes PE costs, CE costs and R/W incidentals.

Construction contingency applied to construction cost in the year the project is awarded. Three percent project growth factor compounded annually is applied to right-of-way and construction costs in program years 2, 3, 4, and 5. No inflation is applied to the Funding From Other Sources (FFOS) or Payments. Engineering includes PE costs, CE costs and R/W incidentals.										STATE FISCAL YEAR PROJECT BUDGETING					
										Prior Prog.	7/2017- 6/2018	7/2018- 6/2019	7/2019- 6/2020	7/2020- 6/2021	7/2021- 6/2022
County: Various Route: Various Job No.: 5B0800U Length: 0.00 MPO: Y Fund Cat: Taking Care Of System Sec Cat: Rehab And Reconst TIP #: 4772-08	Payback beginning in SFY 2008 for Safe and Sound bridges in the St. Louis District.					Engineering: 0 R/W: 30 Construction: 0 FFOS: 30 Payments: 9,005	0 0 0 0 1,273	0 0 0 0 1,273	0 0 0 0 1,273	0 0 0 0 1,273	0 0 0 0 1,273				
County: Various Route: Various Job No.: 6P3178 Length: 0.00 MPO: Y Fund Cat: Safety Sec Cat: Urban Safety TIP #: 	On-call work zone enforcement at various locations in the St. Louis District.					Engineering: 0 R/W: 0 Construction: 0 FFOS: 0 Payments: 0	1 0 0 0 588	0 0 0 0 0	0 0 0 0 0	0 0 0 0 0	0 0 0 0 0				
County: Various Route: Various Job No.: 6P3221 Length: 0.00 MPO: Y Fund Cat: Flexible & Other Sec Cat: Systems Operations TIP #: 	Regional ITS Data Sharing Initiative, Phase 1 of data exchange between MoDOT and St. Charles County. \$1,200,000 Congestion Mitigation and Air Quality funds.					Engineering: 0 R/W: 0 Construction: 0 FFOS: 0 Payments: 0	106 0 0 1,200 1,530	0 0 0 0 0	0 0 0 0 0	0 0 0 0 0	0 0 0 0 0				
County: Various Route: Various Job No.: 6Q3053B Length: 0.00 MPO: Y Fund Cat: Flexible & Other Sec Cat: Systems Operations TIP #: 	Motorist Assist operations and staff in the St. Louis District. These funds will be transferred to the District Operations budget.					Engineering: 0 R/W: 0 Construction: 0 FFOS: 0 Payments: 0	1 0 0 0 2,210	0 0 0 0 0	0 0 0 0 0	0 0 0 0 0	0 0 0 0 0				
County: Various Route: Various Job No.: 6Q3053E Length: 0.00 MPO: Y Fund Cat: Flexible & Other Sec Cat: Systems Operations TIP #: 	ITS maintenance and operations at various locations.					Engineering: 0 R/W: 0 Construction: 0 FFOS: 0 Payments: 0	100 0 0 0 1,200	0 0 0 0 0	0 0 0 0 0	0 0 0 0 0	0 0 0 0 0				

* Subject to the approval of the Transportation Improvement Program by the governing Metropolitan Planning Organization.

Jun-8-2017

Section 4 - 3

District St. Louis

TMA

Dollars in Thousands



2018-2022 Highway and Bridge Construction Schedule

Transportation Planning

P.O. Box 270
Jefferson City, MO 65102

Construction contingency applied to construction cost in the year the project is awarded.

Three percent project growth factor compounded annually is applied to right-of-way and construction costs in program years 2, 3, 4, and 5.

No inflation is applied to the Funding From Other Sources (FFOS) or Payments.

Engineering includes PE costs, CE costs and R/W incidentals.

						STATE FISCAL YEAR PROJECT BUDGETING					
						Prior Prog.	7/2017- 6/2018	7/2018- 6/2019	7/2019- 6/2020	7/2020- 6/2021	7/2021- 6/2022
County: Various	ITS system preservation, repairs and upgrades throughout the St. Louis District.					Engineering:	0	1	0	0	0
Route: Various						R/W:	0	0	0	0	0
Job No.: 6Q3053F						Construction:	0	0	0	0	0
Length: 0.00	MPO: Y					FFOS:	0	0	0	0	0
Fund Cat: Flexible & Other					Fed: 786 State: 196 Local: 0	Payments:	0	981	0	0	0
Sec Cat: Systems Operations	Awd Date: N/A	Anticipated Fed Cat: STBG									
TIP #: 5948E-18	Future Cost: 0				Estimate Total: 982						
County: Various	Advanced Traffic Management System (ATMS) maintenance contract throughout St. Louis District. Consultant services for upkeep of ATMS software for Traffic Management Center and central signal system.					Engineering:	0	1	0	0	0
Route: Various						R/W:	0	0	0	0	0
Job No.: 6Q3053G						Construction:	0	0	0	0	0
Length: 0.00	MPO: Y					FFOS:	0	0	0	0	0
Fund Cat: Flexible & Other					AC-State: 361 State: 90 Local: 0	Payments:	0	450	0	0	0
Sec Cat: Systems Operations	Awd Date: N/A	Anticipated Fed Cat: STBG									
TIP #: 5948E-18	Future Cost: 0				Estimate Total: 451						
County: Various	Motorist Assist operations and staff in the St. Louis District. These funds will be transferred to the District Operations budget.					Engineering:	0	0	1	0	0
Route: Various						R/W:	0	0	0	0	0
Job No.: 6Q3171B						Construction:	0	0	0	0	0
Length: 0.00	MPO: Y					FFOS:	0	0	0	0	0
Fund Cat: Taking Care Of System					Fed: 2,035 State: 508 Local: 0	Payments:	0	0	2,542	0	0
Sec Cat: Systems Operations	Awd Date: N/A	Anticipated Fed Cat: STBG									
TIP #: 5948E-18	Future Cost: 0				Estimate Total: 2,543						
County: Various	ITS operations, MoDOT Staff, equipment maintenance and Transportation Management Center (TMC) operations at the TMC building.					Engineering:	0	0	1	0	0
Route: Various						R/W:	0	0	0	0	0
Job No.: 6Q3171C						Construction:	0	0	0	0	0
Length: 0.00	MPO: Y					FFOS:	0	0	0	0	0
Fund Cat: Taking Care Of System					Fed: 811 State: 202 Local: 0	Payments:	0	0	1,012	0	0
Sec Cat: Systems Operations	Awd Date: N/A	Anticipated Fed Cat: STBG									
TIP #: 5948E-18	Future Cost: 0				Estimate Total: 1,013						
County: Various	ITS operations, contract staffing and professional services at the Transportation Management Center (TMC) building.					Engineering:	0	0	1	0	0
Route: Various						R/W:	0	0	0	0	0
Job No.: 6Q3171D						Construction:	0	0	0	0	0
Length: 0.00	MPO: Y					FFOS:	0	0	0	0	0
Fund Cat: Taking Care Of System					Fed: 1,951 State: 488 Local: 0	Payments:	0	0	2,438	0	0
Sec Cat: Systems Operations	Awd Date: N/A	Anticipated Fed Cat: STBG									
TIP #: 5948E-18	Future Cost: 0				Estimate Total: 2,439						

* Subject to the approval of the Transportation Improvement Program by the governing Metropolitan Planning Organization.

Jun-8-2017

Section 4 - 4

District St. Louis

TMA

Dollars in Thousands



2018-2022 Highway and Bridge Construction Schedule

Construction contingency applied to construction cost in the year the project is awarded.

Three percent project growth factor compounded annually is applied to right-of-way and construction costs in program years 2, 3, 4, and 5.

No inflation is applied to the Funding From Other Sources (FFOS) or Payments.

Engineering includes PE costs, CE costs and R/W incidentals.

Construction contingency applied to construction cost in the year the project is awarded. Three percent project growth factor compounded annually is applied to right-of-way and construction costs in program years 2, 3, 4, and 5. No inflation is applied to the Funding From Other Sources (FFOS) or Payments. Engineering includes PE costs, CE costs and R/W incidentals.							STATE FISCAL YEAR PROJECT BUDGETING						
							Prior Prog.	7/2017- 6/2018	7/2018- 6/2019	7/2019- 6/2020	7/2020- 6/2021	7/2021- 6/2022	
County: Various Route: Various Job No.: 6Q3171E Length: 0.00 MPO: Y Fund Cat: Taking Care Of System Sec Cat: Systems Operations Awd Date: N/A Anticipated Fed Cat: STBG TIP #: Future Cost: 0 Estimate Total: 1,300	ITS maintenance and operations at various locations.						Engineering:	0	0	100	0	0	0
							R/W:	0	0	0	0	0	0
							Construction:	0	0	0	0	0	0
							FFOS:	0	0	0	0	0	0
							Payments:	0	0	1,200	0	0	0
County: Various Route: Various Job No.: 6Q3171F Length: 0.00 MPO: Y Fund Cat: Taking Care Of System Sec Cat: Systems Operations Awd Date: N/A Anticipated Fed Cat: STBG TIP #: Future Cost: 0 Estimate Total: 1,130	ITS system preservation, repairs and upgrades throughout the St. Louis District.						Engineering:	0	0	1	0	0	0
							R/W:	0	0	0	0	0	0
							Construction:	0	0	0	0	0	0
							FFOS:	0	0	0	0	0	0
							Payments:	0	0	1,129	0	0	0
County: Various Route: Various Job No.: 6Q3171G Length: 0.00 MPO: Y Fund Cat: Flexible & Other Sec Cat: Systems Operations Awd Date: N/A Anticipated Fed Cat: STBG TIP #: Future Cost: 0 Estimate Total: 451	Advanced Traffic Management System (ATMS) maintenance contract throughout St. Louis District. Consultant services for upkeep of ATMS software for Traffic Management Center and central signal system.						Engineering:	0	0	1	0	0	0
							R/W:	0	0	0	0	0	0
							Construction:	0	0	0	0	0	0
							FFOS:	0	0	0	0	0	0
							Payments:	0	0	450	0	0	0
County: Various Route: Various Job No.: 6Q3172B Length: 0.00 MPO: Y Fund Cat: Taking Care Of System Sec Cat: Systems Operations Awd Date: N/A Anticipated Fed Cat: STBG TIP #: Future Cost: 0 Estimate Total: 2,619	Motorist Assist operations and staff in the St. Louis District. These funds will be transferred to the District Operations budget.						Engineering:	0	0	0	1	0	0
							R/W:	0	0	0	0	0	0
							Construction:	0	0	0	0	0	0
							FFOS:	0	0	0	0	0	0
							Payments:	0	0	0	2,618	0	0
County: Various Route: Various Job No.: 6Q3172C Length: 0.00 MPO: Y Fund Cat: Taking Care Of System Sec Cat: Systems Operations Awd Date: N/A Anticipated Fed Cat: STBG TIP #: Future Cost: 0 Estimate Total: 1,043	ITS operations, MoDOT Staff, equipment maintenance and Transportation Management Center (TMC) operations at TMC building.						Engineering:	0	0	0	1	0	0
							R/W:	0	0	0	0	0	0
							Construction:	0	0	0	0	0	0
							FFOS:	0	0	0	0	0	0
							Payments:	0	0	0	1,042	0	0

* Subject to the approval of the Transportation Improvement Program by the governing Metropolitan Planning Organization.



2018-2022 Highway and Bridge Construction Schedule

Transportation Planning

P.O. Box 270
Jefferson City, MO 65102

Construction contingency applied to construction cost in the year the project is awarded.

Three percent project growth factor compounded annually is applied to right-of-way and construction costs in program years 2, 3, 4, and 5.

No inflation is applied to the Funding From Other Sources (FFOS) or Payments.

Engineering includes PE costs, CE costs and R/W incidentals.

Construction contingency applied to construction cost in the year the project is awarded. Three percent project growth factor compounded annually is applied to right-of-way and construction costs in program years 2, 3, 4, and 5. No inflation is applied to the Funding From Other Sources (FFOS) or Payments. Engineering includes PE costs, CE costs and R/W incidentals.										STATE FISCAL YEAR PROJECT BUDGETING							
										Prior Prog.	7/2017- 6/2018	7/2018- 6/2019	7/2019- 6/2020	7/2020- 6/2021	7/2021- 6/2022		
County: Various	ITS operations, contract staffing and professional services at the Transportation									Engineering:	0	0	0	1	0	0	
Route: Various	Management Center (TMC) building.									R/W:	0	0	0	0	0	0	
Job No.: 6Q3172D										Construction:	0	0	0	0	0	0	
Length: 0.00	MPO: Y								FFOS:	0	0	0	0	0	0		
Fund Cat: Taking Care Of System								Fed: 2,010	State: 502	Local: 0	Payments:	0	0	0	2,511	0	0
Sec Cat: Systems Operations	Awd Date: N/A	Anticipated Fed Cat: STBG															
TIP #:	Future Cost: 0							Estimate Total: 2,512									
County: Various	ITS maintenance and operations at various locations.									Engineering:	0	0	0	100	0	0	
Route: Various										R/W:	0	0	0	0	0	0	
Job No.: 6Q3172E										Construction:	0	0	0	0	0	0	
Length: 0.00	MPO: Y								FFOS:	0	0	0	0	0	0		
Fund Cat: Taking Care Of System								Fed: 1,040	State: 260	Local: 0	Payments:	0	0	0	1,200	0	0
Sec Cat: Systems Operations	Awd Date: N/A	Anticipated Fed Cat: STBG															
TIP #:	Future Cost: 0							Estimate Total: 1,300									
County: Various	ITS system preservation, repairs and upgrades throughout the St. Louis District.									Engineering:	0	0	0	1	0	0	
Route: Various										R/W:	0	0	0	0	0	0	
Job No.: 6Q3172F										Construction:	0	0	0	0	0	0	
Length: 0.00	MPO: Y								FFOS:	0	0	0	0	0	0		
Fund Cat: Taking Care Of System								Fed: 931	State: 232	Local: 0	Payments:	0	0	0	1,162	0	0
Sec Cat: Systems Operations	Awd Date: N/A	Anticipated Fed Cat: STBG															
TIP #:	Future Cost: 0							Estimate Total: 1,163									
County: Various	Advanced Traffic Management System (ATMS) maintenance contract throughout St.									Engineering:	0	0	0	1	0	0	
Route: Various	Louis District. Consultant services for upkeep of ATMS software for Traffic Management									R/W:	0	0	0	0	0	0	
Job No.: 6Q3172G	Center and central signal system.									Construction:	0	0	0	0	0	0	
Length: 0.00	MPO: Y								FFOS:	0	0	0	0	0	0		
Fund Cat: Flexible & Other								Fed: 361	State: 90	Local: 0	Payments:	0	0	0	450	0	0
Sec Cat: Systems Operations	Awd Date: N/A	Anticipated Fed Cat: STBG															
TIP #:	Future Cost: 0							Estimate Total: 451									
County: Various	Motorist Assist operations and staff in the St. Louis District. These funds will be									Engineering:	0	0	0	0	1	0	
Route: Various	transferred to the District Operations Budget.									R/W:	0	0	0	0	0	0	
Job No.: 6Q3173B										Construction:	0	0	0	0	0	0	
Length: 0.00	MPO: Y								FFOS:	0	0	0	0	0	0		
Fund Cat: Taking Care Of System								Fed: 2,158	State: 539	Local: 0	Payments:	0	0	0	0	2,696	0
Sec Cat: Systems Operations	Awd Date: N/A	Anticipated Fed Cat: STBG															
TIP #:	Future Cost: 0							Estimate Total: 2,697									

* Subject to the approval of the Transportation Improvement Program by the governing Metropolitan Planning Organization.

Jun-8-2017

Section 4 - 6

District St. Louis

TMA

Dollars in Thousands



2018-2022 Highway and Bridge Construction Schedule

Construction contingency applied to construction cost in the year the project is awarded.

Three percent project growth factor compounded annually is applied to right-of-way and construction costs in program years 2, 3, 4, and 5.

No inflation is applied to the Funding From Other Sources (FFOS) or Payments.

Engineering includes PE costs, CE costs and R/W incidentals.

						STATE FISCAL YEAR PROJECT BUDGETING					
						Prior Prog.	7/2017- 6/2018	7/2018- 6/2019	7/2019- 6/2020	7/2020- 6/2021	7/2021- 6/2022
County: Various	ITS operations, MoDOT Staff, equipment maintenance and Transportation Management	Engineering:	0	0	0	0	1	0			
Route: Various	Center (TMC) operations at TMC building.	R/W:	0	0	0	0	0	0			
Job No.: 6Q3173C		Construction:	0	0	0	0	0	0			
Length: 0.00	MPO: Y	FFOS:	0	0	0	0	0	0			
Fund Cat: Taking Care Of System	Fed: 859 State: 215 Local: 0	Payments:	0	0	0	0	1,073	0			
Sec Cat: Systems Operations	Awd Date: N/A Anticipated Fed Cat: STBG										
TIP #: Future Cost: 0	Estimate Total: 1,074										
County: Various	ITS operations, contract staffing and professional services at the Transportation	Engineering:	0	0	0	0	1	0			
Route: Various	Management Center (TMC) building.	R/W:	0	0	0	0	0	0			
Job No.: 6Q3173D		Construction:	0	0	0	0	0	0			
Length: 0.00	MPO: Y	FFOS:	0	0	0	0	0	0			
Fund Cat: Taking Care Of System	Fed: 2,070 State: 517 Local: 0	Payments:	0	0	0	0	2,586	0			
Sec Cat: Systems Operations	Awd Date: N/A Anticipated Fed Cat: STBG										
TIP #: Future Cost: 0	Estimate Total: 2,587										
County: Various	ITS maintenance and operations at various locations in the St Louis district.	Engineering:	0	0	0	0	100	0			
Route: Various		R/W:	0	0	0	0	0	0			
Job No.: 6Q3173E		Construction:	0	0	0	0	0	0			
Length: 0.00	MPO: Y	FFOS:	0	0	0	0	0	0			
Fund Cat: Taking Care Of System	Fed: 1,040 State: 260 Local: 0	Payments:	0	0	0	0	1,200	0			
Sec Cat: Systems Operations	Awd Date: N/A Anticipated Fed Cat: STBG										
TIP #: Future Cost: 0	Estimate Total: 1,300										
County: Various	ITS system preservation, repairs and upgrades throughout the St. Louis District.	Engineering:	0	0	0	0	1	0			
Route: Various		R/W:	0	0	0	0	0	0			
Job No.: 6Q3173F		Construction:	0	0	0	0	0	0			
Length: 0.00	MPO: Y	FFOS:	0	0	0	0	0	0			
Fund Cat: Taking Care Of System	Fed: 959 State: 239 Local: 0	Payments:	0	0	0	0	1,197	0			
Sec Cat: Systems Operations	Awd Date: N/A Anticipated Fed Cat: STBG										
TIP #: Future Cost: 0	Estimate Total: 1,198										
County: Various	Advanced Traffic Management System (ATMS) maintenance contract throughout St.	Engineering:	0	0	0	0	1	0			
Route: Various	Louis District. Consultant services for upkeep of ATMS software for Traffic Management	R/W:	0	0	0	0	0	0			
Job No.: 6Q3173G	Center and central signal system.	Construction:	0	0	0	0	0	0			
Length: 0.00	MPO: Y	FFOS:	0	0	0	0	0	0			
Fund Cat: Flexible & Other	Fed: 361 State: 90 Local: 0	Payments:	0	0	0	0	450	0			
Sec Cat: Systems Operations	Awd Date: N/A Anticipated Fed Cat: STBG										
TIP #: Future Cost: 0	Estimate Total: 451										

* Subject to the approval of the Transportation Improvement Program by the governing Metropolitan Planning Organization.



2018-2022 Highway and Bridge Construction Schedule

Transportation Planning

P.O. Box 270
Jefferson City, MO 65802

Construction contingency applied to construction cost in the year the project is awarded.

Three percent project growth factor compounded annually is applied to right-of-way and construction costs in program years 2, 3, 4, and 5.

No inflation is applied to the Funding From Other Sources (FFOS) or Payments.

Engineering includes PE costs, CE costs and R/W incidentals.

						STATE FISCAL YEAR PROJECT BUDGETING					
						Prior Prog.	7/2017- 6/2018	7/2018- 6/2019	7/2019- 6/2020	7/2020- 6/2021	7/2021- 6/2022
County: Various	St. Louis District Intelligent Transportation Systems (ITS) parts and services in the St. Louis District.					Engineering:	0	0	0	0	1
Route: Various						R/W:	0	0	0	0	0
Job No.: 6Q3227F						Construction:	0	0	0	0	0
Length: 0.00	MPO: Y					FFOS:	0	0	0	0	0
Fund Cat: Flexible & Other					Fed: 987 State: 247 Local: 0	Payments:	0	0	0	0	1,233
Sec Cat: Systems Operations	Awd Date: N/A	Anticipated Fed Cat: STBG									
TIP #:	Future Cost: 0				Estimate Total: 1,234						
County: Various	Advanced Traffic Management System (ATMS) maintenance contract throughout St. Louis District. Consultant services for upkeep of ATMS software for Traffic Management Center and central signal system.					Engineering:	0	0	0	0	1
Route: Various						R/W:	0	0	0	0	0
Job No.: 6Q3227G						Construction:	0	0	0	0	0
Length: 0.00	MPO: Y					FFOS:	0	0	0	0	0
Fund Cat: Flexible & Other					Fed: 361 State: 90 Local: 0	Payments:	0	0	0	0	450
Sec Cat: Systems Operations	Awd Date: N/A	Anticipated Fed Cat: STBG									
TIP #:	Future Cost: 0				Estimate Total: 451						
County: Various	Intelligent Transportation Systems (ITS) improvements to dynamic message signs at various routes across the St. Louis District.					Engineering:	0	1	0	0	0
Route: Various						R/W:	0	0	0	0	0
Job No.: 6Q3284						Construction:	0	0	0	0	0
Length: 0.00	MPO: Y					FFOS:	0	0	0	0	0
Fund Cat: Taking Care Of System					AC-State: 441 State: 110 Local: 0	Payments:	0	550	0	0	0
Sec Cat: Systems Operations	Awd Date: N/A	Anticipated Fed Cat: STBG									
TIP #:	Future Cost: 0				Estimate Total: 551						

* Subject to the approval of the Transportation Improvement Program by the governing Metropolitan Planning Organization.

Jun-8-2017

Section 4 - 8

District St. Louis

TMA

Dollars in Thousands



2018-2022 Highway and Bridge Construction Schedule

Transportation Planning

P.O. Box 270
Jefferson City, MO 65102

Construction contingency applied to construction cost in the year the project is awarded.
Three percent project growth factor compounded annually is applied to right-of-way and construction costs in program years 2, 3, 4, and 5.
No inflation is applied to the Funding From Other Sources (FFOS) or Payments.
Engineering includes PE costs, CE costs and R/W incidentals.

STATE FISCAL YEAR PROJECT BUDGETING						
	Prior Prog.	7/2017- 6/2018	7/2018- 6/2019	7/2019- 6/2020	7/2020- 6/2021	7/2021- 6/2022
FFOS:	30	1,200	0	0	0	0
Total R/W:	30	0	0	0	0	0
Total Construction:	0	0	0	0	0	0
Paybacks:	162,305	34,907	31,944	32,456	32,375	31,553
Sub-Total:	162,335	34,907	31,944	32,456	32,375	31,553
Total Engineering:	0	238	105	106	105	6
Grand Total:	162,335	35,145	32,049	32,562	32,480	31,559

	2018	2019	2020	2021	2022
State	25,507	24,947	25,049	25,033	24,849
AC-State	802	0	0	0	0
Local	0	0	0	0	0
Sub-total State	26,309	24,947	25,049	25,033	24,849
Federal					
Sub-total Federal	8,836	7,102	7,513	7,447	6,710
Grand Total	35,145	32,049	32,562	32,480	31,559

Project Count: 38

* Subject to the approval of the Transportation Improvement Program by the governing Metropolitan Planning Organization.

Jun-8-2017

Section 4 - 1

District St. Louis

TMA

Dollars in Thousands



2018-2022 Highway and Bridge Construction Schedule

Transportation Planning

P.O. Box 270
Jefferson City, MO 65802

Construction contingency applied to construction cost in the year the project is awarded.
Three percent project growth factor compounded annually is applied to right-of-way and construction costs in program years 2, 3, 4, and 5.

No inflation is applied to the Funding From Other Sources (FFOS) or Payments.

Engineering includes PE costs, CE costs and R/W incidentals.

St. Louis

TMA

Total

STATE FISCAL YEAR PROJECT BUDGETING						
	Prior Prog.	7/2017- 6/2018	7/2018- 6/2019	7/2019- 6/2020	7/2020- 6/2021	7/2021- 6/2022
FFOS:	2,598	35,387	12,398	8,719	8,126	8,050
Total R/W:	4,026	4,535	250	0	0	0
Total Construction:	0	240,366	212,376	206,412	44,866	16,922
Paybacks:	162,305	34,907	31,944	32,456	32,375	31,553
Sub-Total:	166,331	279,808	244,570	238,868	77,241	48,475
Total Engineering:	18,692	41,563	18,950	16,506	3,256	1,052
Grand Total:	185,023	321,371	263,520	255,374	80,497	49,527
		2018	2019	2020	2021	2022
State		57,986	61,511	54,137	32,303	27,511
AC-State		51,561	46,312	67,930	1,374	5,817
Local		9,507	0	0	0	0
Sub-total State		119,054	107,823	122,067	33,677	33,328
Federal						
Sub-total Federal		202,317	155,697	133,307	46,820	16,199
Grand Total		321,371	263,520	255,374	80,497	49,527

Project Count: 189

* Subject to the approval of the Transportation Improvement Program by the governing Metropolitan Planning Organization.

Jun-8-2017

Section 4 - 1

District St. Louis

TMA

Dollars in Thousands

District Program Summary

St. Louis

(Dollars in Millions)

Amounts include construction and right of way, excludes engineering.

State Fiscal Year	2018	2019	2020	2021	2022
Statewide Interstate And Major Bridge - Available					
Statewide Interstate And Major Bridge - FFOS	0.157	0.914	0.000	0.000	0.000
Statewide Interstate And Major Bridge - Fund Transfers	18.708	20.670	0.085	0.000	0.000
Statewide Interstate And Major Bridge - Carryover	-144.000	0.000	0.000	0.000	0.000
Award and Completed Project Adjustments	0.000	0.000	0.000	0.000	0.000
Statewide Interstate And Major Bridge - Total Available	-125.135	21.584	0.085	0.000	0.000
Statewide Interstate And Major Bridge - Programmed	16.448	22.232	0.085	0.000	0.000
Safety - Available	8.624	8.912	9.103	9.057	8.998
Safety - FFOS	1.013	2.260	6.680	5.837	5.837
Safety - Fund Transfers	-1.100	0.000	0.000	0.000	0.000
Safety - Carryover	7.451	0.000	0.000	0.000	0.000
Award and Completed Project Adjustments	-0.315	0.080	-0.141	0.279	0.000
Safety - Total Available	15.673	11.252	15.642	15.173	14.835
Safety - Programmed	12.172	10.414	7.087	6.378	6.570
Taking Care Of System - Available	59.888	61.657	60.903	60.597	60.208
Taking Care Of System - FFOS	4.269	9.224	2.039	2.289	2.213
Taking Care Of System - Fund Transfers	2.634	2.705	16.312	0.000	0.000
Taking Care Of System - Carryover	94.267	0.000	0.000	0.000	0.000
Award and Completed Project Adjustments	2.764	-2.000	5.738	-1.708	0.000
Taking Care Of System - Total Available	163.822	71.586	84.992	61.178	62.421
Taking Care Of System - Programmed	134.377	137.044	209.344	48.513	10.490
Flexible & Other - Available					
Flexible & Other - FFOS	29.948	0.000	0.000	0.000	0.000
Flexible & Other - Fund Transfers	86.863	76.843	0.450	0.450	9.372
Flexible & Other - Carryover	-118.009	0.000	0.000	0.000	0.000
Award and Completed Project Adjustments	0.000	-13.870	-1.617	0.000	0.000
Flexible & Other - Total Available	-1.198	62.973	-1.167	0.450	9.372
Flexible & Other - Programmed	116.811	74.880	22.350	22.350	31.415
Statewide Safety - Available					
Statewide Safety - FFOS	0.000	0.000	0.000	0.000	0.000
Statewide Safety - Fund Transfers	0.000	0.000	0.000	0.000	0.000
Statewide Safety - Carryover	0.000	0.000	0.000	0.000	0.000
Award and Completed Project Adjustments	0.000	0.000	0.000	0.000	0.000
Statewide Safety - Total Available	0.000	0.000	0.000	0.000	0.000
Statewide Safety - Programmed	0.000	0.000	0.000	0.000	0.000
Statewide Major Projects & Emerging Needs - Available					
Statewide Major Projects & Emerging Needs - FFOS	0.000	0.000	0.000	0.000	0.000
Statewide Major Projects & Emerging Needs - Fund Transfers	0.000	0.000	0.000	0.000	0.000
Statewide Major Projects & Emerging Needs - Carryover	0.000	0.000	0.000	0.000	0.000
Award and Completed Project Adjustments	0.000	0.000	0.000	0.000	0.000
Statewide Major Projects & Emerging Needs - Total Available	0.000	0.000	0.000	0.000	0.000
Statewide Major Projects & Emerging Needs - Programmed	0.000	0.000	0.000	0.000	0.000
Statewide Amendment 3 - Available					
Statewide Amendment 3 - FFOS	0.000	0.000	0.000	0.000	0.000
Statewide Amendment 3 - Fund Transfers	0.000	0.000	0.000	0.000	0.000
Statewide Amendment 3 - Carryover	-12.932	0.000	0.000	0.000	0.000
Award and Completed Project Adjustments	0.000	0.000	0.000	0.000	0.000
Statewide Amendment 3 - Total Available	-12.932	0.000	0.000	0.000	0.000
Statewide Amendment 3 - Programmed	0.000	0.000	0.000	0.000	0.000

Note: Three percent inflation compounded annually applied to program years 2019 - 2022

Two percent construction contingency applied to construction.

District Program Summary
St. Louis

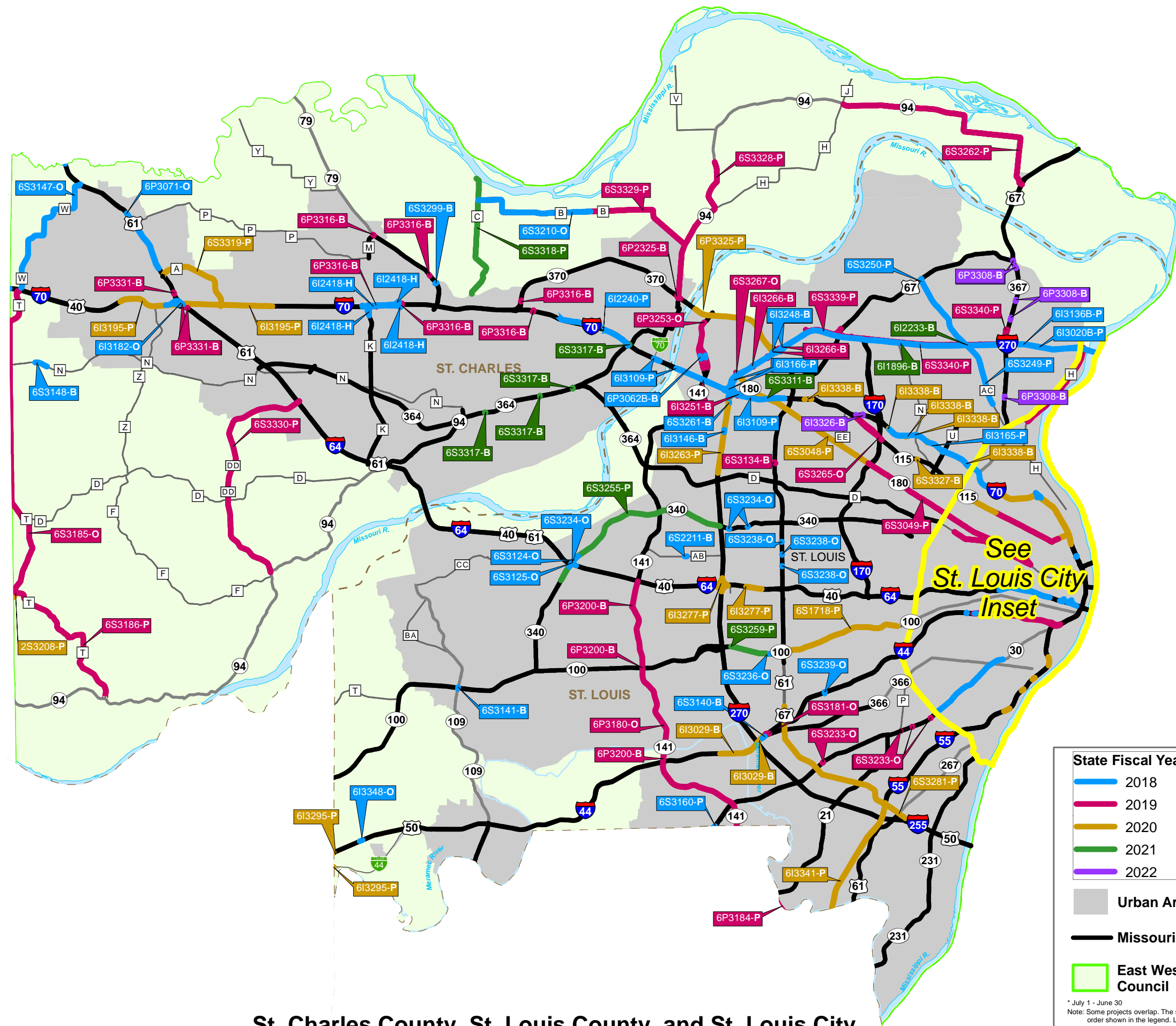
(Dollars in Millions)

Amounts include construction and right of way, excludes engineering.

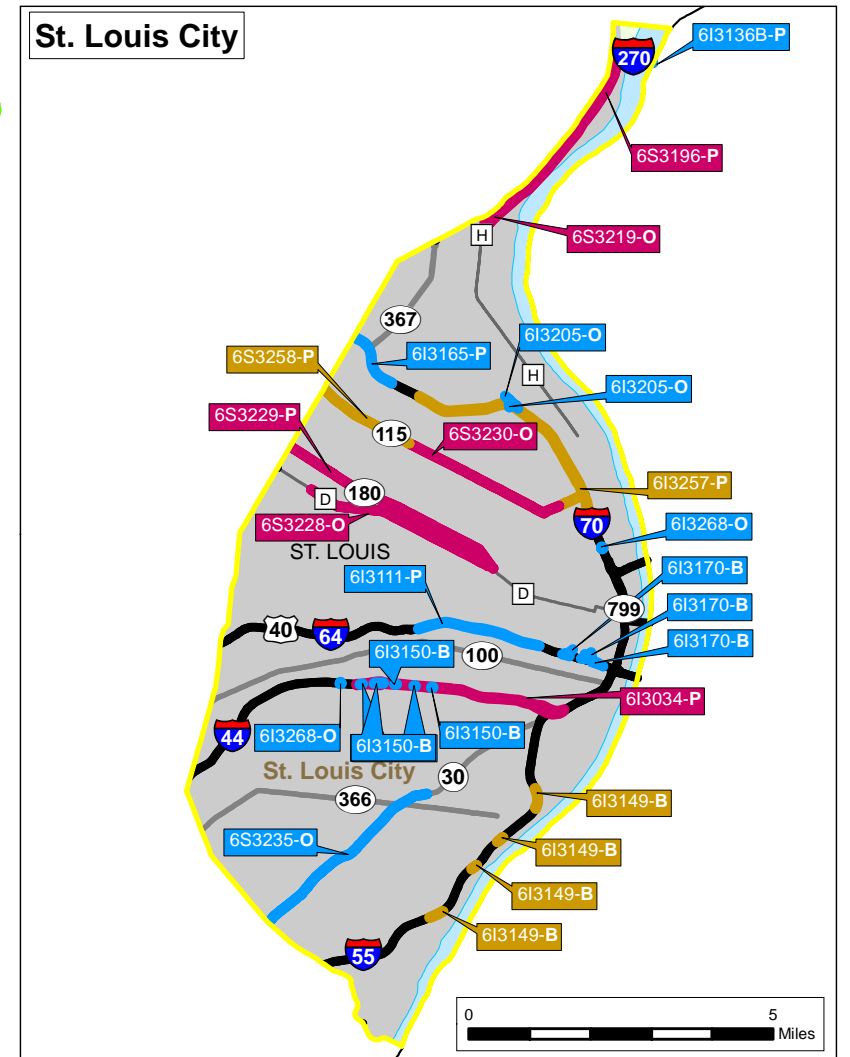
Total Categorized Funding Available by SFY	40.230	167.395	99.552	76.801	86.628
Total Flexible Funds Available	240.567	97.766	189.293	187.529	169.486
Adjustments	2.449	-15.790	3.980	-1.429	0.000
Carryovers	-173.223				
Total Available by SFY	280.797	265.161	288.845	264.330	256.114
Total Programmed by SFY	279.808	244.570	238.866	77.241	48.475

*Note: Three percent inflation compounded annually applied to program years 2019 - 2022
Two percent construction contingency applied to construction.*

Statewide Transportation
Improvement Program
2018-2022
St. Louis District
East West Gateway Coordinating Council
Highway and Bridge Construction Projects



St. Charles County, St. Louis County, and St. Louis City



State Fiscal Year*

- 2018
- 2019
- 2020
- 2021
- 2022

Type of Work

- B = New/Improved Bridge
- H = New/Expanded Highway
- M = Major Bridge
- O = Other/Safety
- P = Pavement Treatment

Label Key

Job No.-Type of Work

Urban Areas

Missouri Major Roads

East West Gateway Coordinating Council

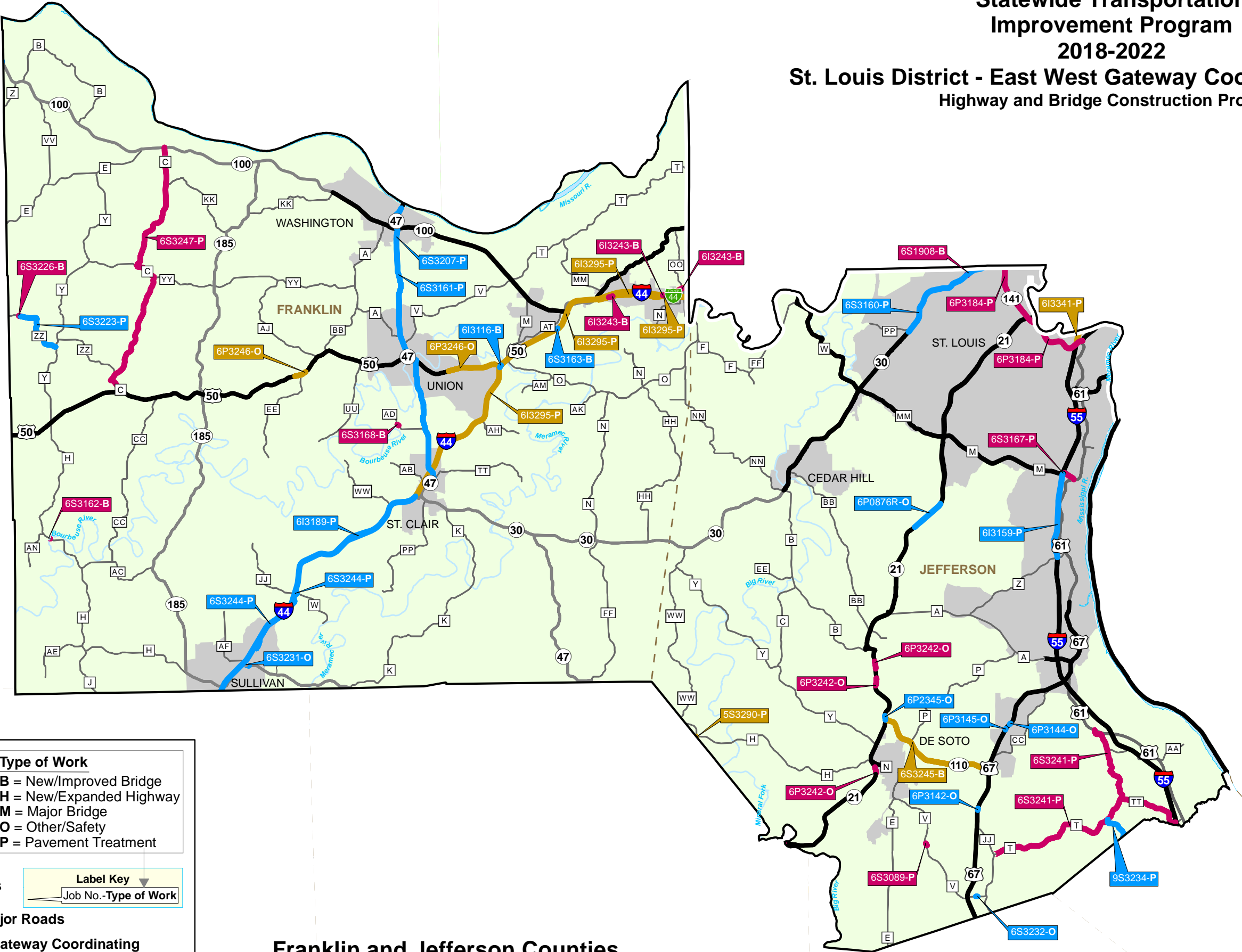
* July 1 - June 30
Note: Some projects overlap. The state fiscal year displayed in these instances will follow the order shown in the legend. Label tag color corresponds to respective state fiscal year.

North Arrow

Missouri Department of Transportation
1-888-ASK-MODOT
WWW.MODOT.ORG
June 29, 2017

0 2 4 6 Miles

Statewide Transportation
Improvement Program
2018-2022
St. Louis District - East West Gateway Coordinating Council
Highway and Bridge Construction Projects



State Fiscal Year*	Type of Work
2018	B = New/Improved Bridge
2019	H = New/Expanded Highway
2020	M = Major Bridge
2021	O = Other/Safety
2022	P = Pavement Treatment

Urban Areas

Missouri Major Roads

East West Gateway Coordinating Council

Label Key

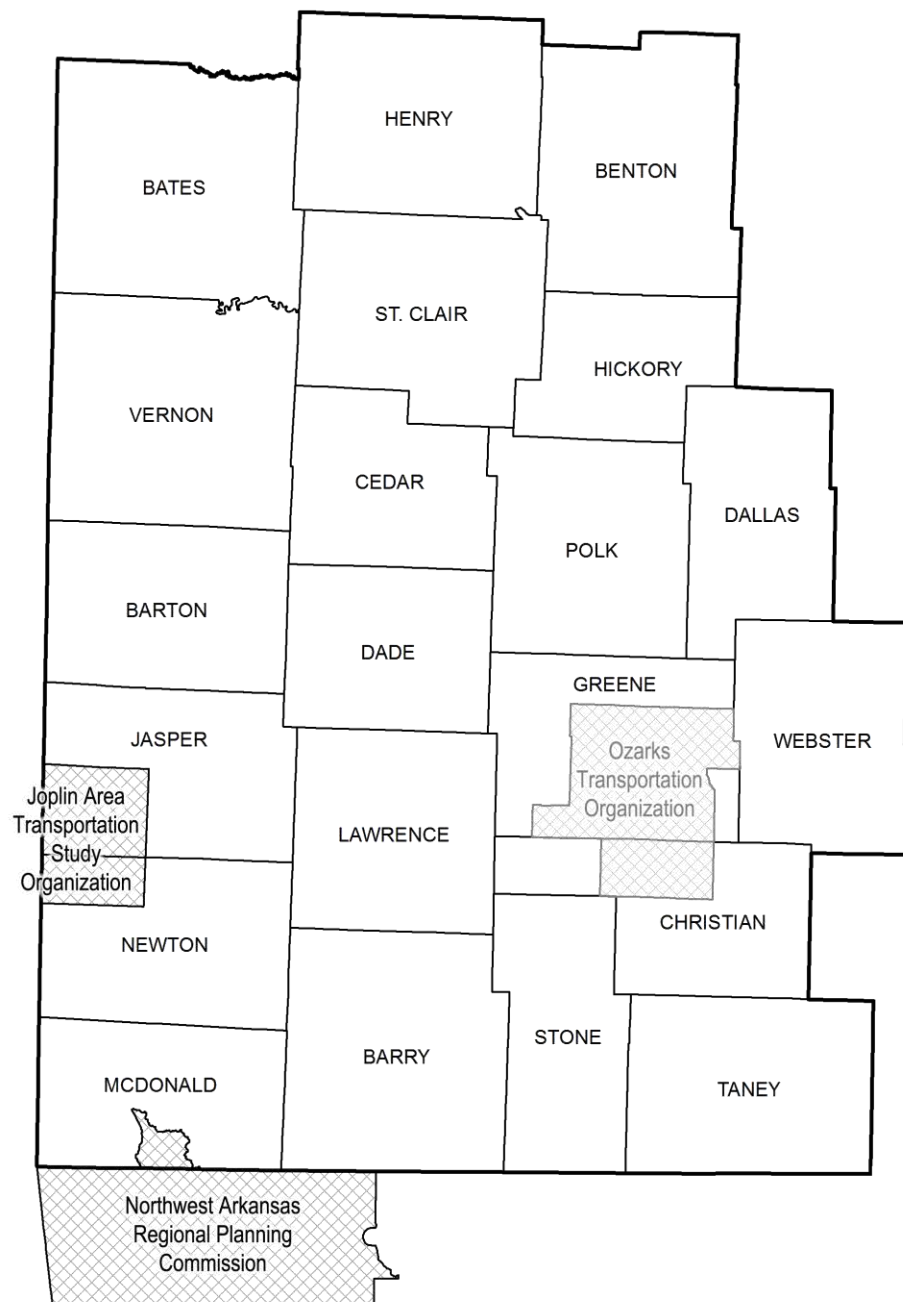
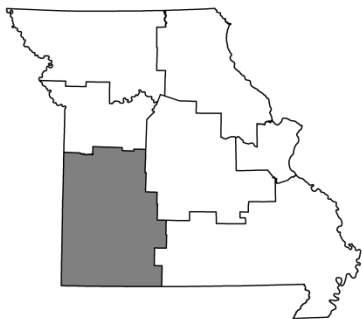
Job No.-Type of Work

* July 1 - June 30
Note: Some projects overlap. The state fiscal year displayed in these instances will follow the order shown in the legend. Label tag color corresponds to respective state fiscal year.

Franklin and Jefferson Counties

Missouri Department of Transportation
1-888-ASK-MODOT
WWW.MODOT.ORG
June 29, 2017

0 2 4 6 8 Miles



MoDOT's Southwest District

(Note: The following MoDOT projects are located outside the Ozarks Transportation Organization planning area boundary.)

PROJECT DESCRIPTION KEY

2018-2022 Highway and Bridge Construction Schedule

Construction contingency applied to construction cost in the year the project is awarded.

Three percent project growth factor compounded annually is applied to right-of-way and construction in program years 2, 3, 4, and 5.

No inflation is applied to the Funding From Other Sources (FFOS) or Payments.

Engineering includes PE costs, CE costs, and R/W incidentals.

STATE FISCAL YEAR PROJECT BUDGETING					
Prior Prog.	7/2017 6/2018	7/2018 6/2019	7/2019 6/2020	7/2020 6/2021	7/2021 6/2022
Engineering:	99	9	0	0	0
R/W:	0	0	99	0	0
Construction:	0	0	0	999	0
FFOS:	0	0	0	99	0
Payments:	0	99	0	0	0

County: _____
 Route: _____
 Job No.: _____
 Length: _____
 Fund Cat: _____
 Sec Cat: _____
 TIP#: _____

MPO: _____ Fed: _____ State: _____ Local: _____

Award Date: _____ Anticipated Fed Cat: _____
 Future Cost: _____ Estimate Total: _____

Anticipated Federal Funding Category^

Estimated cost range beyond 2022.

Date project is to be awarded to begin construction (Season and calendar year for 2017 & 2018. SFY only beyond 2018).

Metropolitan Planning Organization (Y/N).

Project description and location.

County location of project.

Route location of project.

Project number used to track project costs.

Total length in 1/100 miles.

Primary Funding Category.*

Secondary Funding Category.**

Transportation Improvement Program number (MPO projects only).

Total project cost estimate.

Federal, Advanced CN-State, State and Local share of project costs.

Dollars programmed in previous STIPs.

Dollars funded from other sources.

Dollars for construction, utilities and contingency.

Dollars for right-of-way (land acquisition).

Dollars to be paid back for accelerating the project or payments to others.

Dollars for engineering that include preliminary engineering, construction engineering and right-of-way incidentals.

***Primary Funding Category:**

- Take Care of System
- Statewide Interstate & Major Bridge
- Safety
- Statewide Safety
- Flexible & Other
- Amendment 3

****Secondary Funding Category:**

- Enhancements
- Low Type Resurfacing
- N - Ada Trans (ADA Transition Plan)
- Preventive Maint (Preventive Maintenance)
- Regional
- Rehab And Reconst (Rehabilitation and Reconstruction)
- Routine Maintenance
- Safety
- Systems Operations
- Thin Lift Overlay
- Urban Safety

^Anticipated Federal Funding Category:

CMAQ - Congestion Mitigation and Air Quality.
 * Usually 80% Federal & 20% State funds.

Earmark - usually 80% Federal & 20% State funds.

NHFP - National Highway Freight Program.
 * Usually 80% Federal & 20% State funds.

NHPP - National Highway Performance Program.
 * Usually 80% Federal & 20% State funds.
 * Sometimes 90% Federal & 10% State funds.

Safety - usually 90% Federal & 10% State funds.

State - No federal funds, state only funded.

STBG - Surface Transportation Block Grant program.
 * Usually 80% Federal & 20% State funds.

(All Costs in Thousands)



2018-2022 Highway and Bridge Construction Schedule

Transportation Planning

P.O. Box 270
Jefferson City, MO 65102

Construction contingency applied to construction cost in the year the project is awarded.

Three percent project growth factor compounded annually is applied to right-of-way and construction costs in program years 2, 3, 4, and 5.

No inflation is applied to the Funding From Other Sources (FFOS) or Payments.

Engineering includes PE costs, CE costs and R/W incidentals.

Construction contingency applied to construction cost in the year the project is awarded. Three percent project growth factor compounded annually is applied to right-of-way and construction costs in program years 2, 3, 4, and 5. No inflation is applied to the Funding From Other Sources (FFOS) or Payments. Engineering includes PE costs, CE costs and R/W incidentals.							STATE FISCAL YEAR PROJECT BUDGETING					
							Prior Prog.	7/2017- 6/2018	7/2018- 6/2019	7/2019- 6/2020	7/2020- 6/2021	7/2021- 6/2022
County: Barry Route: MO 37 Job No.: 7P3120 Length: 32.51 MPO: N Fund Cat: Taking Care Of System Sec Cat: Thin Lift Overlay Awd Date: Fall 18 Anticipated Fed Cat: TIP #: Future Cost: 0 Estimate Total: 10,642	Roadway and pavement improvements from south of Rte. 60 to the Arkansas State line.						Engineering: 2 R/W: 0 Construction: 0 FFOS: 0 Payments: 0	336 45 0 0 0	810 0 9,449 0 0	0 0 0 0 0	0 0 0 0 0	
County: Barry Route: US 60 Job No.: 7P0881 Length: 0.10 MPO: N Fund Cat: Flexible & Other Sec Cat: Regional Awd Date: Winter 18 Anticipated Fed Cat: TIP #: Future Cost: 0 Estimate Total: 667	Intersection improvements at Rte. 37 in Monett. \$164,027 Monett and \$167,473 Monett STP-Urban.						Engineering: 6 R/W: 0 Construction: 0 FFOS: 0 Payments: 0	155 0 506 331 0	0 0 0 0 0	0 0 0 0 0	0 0 0 0 0	
County: Barry Route: US 60 Job No.: 7P2173 Length: 0.30 MPO: N Fund Cat: Taking Care Of System Sec Cat: Rehab And Reconst Awd Date: 2019 Anticipated Fed Cat: TIP #: Future Cost: 0 Estimate Total: 1,675	Bridge improvements on the westbound lanes over Arkansas and Missouri Railroad 0.3 mile east of Rte. 37 in Monett. Project involves bridge L0214.						Engineering: 7 R/W: 0 Construction: 0 FFOS: 0 Payments: 0	130 0 0 0 0	159 2 1,377 0 0	0 0 0 0 0	0 0 0 0 0	
County: Barry Route: RT D Job No.: 7S3274 Length: 6.61 MPO: N Fund Cat: Taking Care Of System Sec Cat: Thin Lift Overlay Awd Date: Fall 18 Anticipated Fed Cat: TIP #: Future Cost: 0 Estimate Total: 409	Pavement improvements from Rte. 248 to Rte. 265/413 in Crane.						Engineering: 0 R/W: 0 Construction: 0 FFOS: 0 Payments: 0	5 0 0 0 0	20 0 384 0 0	0 0 0 0 0	0 0 0 0 0	
County: Barry Route: RT TT Job No.: 7S3123 Length: 15.41 MPO: N Fund Cat: Taking Care Of System Sec Cat: Thin Lift Overlay Awd Date: Fall 18 Anticipated Fed Cat: TIP #: Future Cost: 0 Estimate Total: 2,022	Pavement and safety improvements on Rte. TT from Rte. 39 to Rte. D in Stone County and on Rte. Z from Rte. 60 to Rte. 39.						Engineering: 16 R/W: 0 Construction: 0 FFOS: 0 Payments: 0	106 0 0 0 0	167 0 1,733 0 0	0 0 0 0 0	0 0 0 0 0	

* Subject to the approval of the Transportation Improvement Program by the governing Metropolitan Planning Organization.

Jun-8-2017

Section 4 - 1

District Southwest

Dollars in Thousands



2018-2022 Highway and Bridge Construction Schedule

Transportation Planning

P.O. Box 270
Jefferson City, MO 65102

Construction contingency applied to construction cost in the year the project is awarded.

Three percent project growth factor compounded annually is applied to right-of-way and construction costs in program years 2, 3, 4, and 5.

No inflation is applied to the Funding From Other Sources (FFOS) or Payments.

Engineering includes PE costs, CE costs and R/W incidentals.

Construction contingency applied to construction cost in the year the project is awarded. Three percent project growth factor compounded annually is applied to right-of-way and construction costs in program years 2, 3, 4, and 5. No inflation is applied to the Funding From Other Sources (FFOS) or Payments. Engineering includes PE costs, CE costs and R/W incidentals.							STATE FISCAL YEAR PROJECT BUDGETING					
							Prior Prog.	7/2017- 6/2018	7/2018- 6/2019	7/2019- 6/2020	7/2020- 6/2021	7/2021- 6/2022
County: Barry Route: RT VV Job No.: 7S3149 Length: 0.02 MPO: N Fund Cat: Taking Care Of System Sec Cat: Rehab And Reconst Awd Date: Winter 18 TIP #: Future Cost: 0	Bridge improvements over Little Flat Creek. Project involves bridge N0488.				Fed: 595 State: 147 Local: 0	Engineering: 94 R/W: 0 Construction: 0 FFOS: 0 Payments: 0	79 2 661 0 0 0 0	0 0 0 0 0 0 0	0 0 0 0 0 0 0	0 0 0 0 0 0 0	0 0 0 0 0 0 0	
County: Barton Route: US 160 Job No.: 7P2228D Length: 0.09 MPO: N Fund Cat: Taking Care Of System Sec Cat: Rehab And Reconst Awd Date: 2019 TIP #: Future Cost: 0	Bridge improvements over BNSF Railway. Project involves bridge K0556.				Fed: 3,265 State: 814 Local: 0	Engineering: 252 R/W: 0 Construction: 0 FFOS: 0 Payments: 0	44 52 0 0 0 0 0	352 0 3,631 0 0 0 0	0 0 0 0 0 0 0	0 0 0 0 0 0 0	0 0 0 0 0 0 0	
County: Barton Route: MO 37 Job No.: 7P3223 Length: 14.71 MPO: N Fund Cat: Taking Care Of System Sec Cat: Thin Lift Overlay Awd Date: 2020 TIP #: Future Cost: 0	Pavement and safety improvements from Rte. 126 in Barton County to Rte. 96 in Jasper County.				Fed: 1,589 State: 396 Local: 0	Engineering: 0 R/W: 0 Construction: 0 FFOS: 0 Payments: 0	2 0 0 0 0 0 0	117 0 0 0 0 0 0	127 0 1,739 0 0 0 0	0 0 0 0 0 0 0	0 0 0 0 0 0 0	
County: Barton Route: MO 37 Job No.: 7P3244 Length: 0.33 MPO: N Fund Cat: Taking Care Of System Sec Cat: N- Ada Trans Awd Date: 2020 TIP #: Future Cost: 0	ADA Transition Plan improvements at various locations from Jefferson Street to Gallagher Road in Golden City.				Fed: 174 State: 42 Local: 0	Engineering: 0 R/W: 0 Construction: 0 FFOS: 0 Payments: 0	2 0 0 0 0 0 0	25 2 0 0 0 0 0	33 0 154 0 0 0 0	0 0 0 0 0 0 0	0 0 0 0 0 0 0	
County: Barton Route: IS 49 Job No.: 7I3083 Length: 30.73 MPO: N Fund Cat: Taking Care Of System Sec Cat: Rehab And Reconst Awd Date: 2019 TIP #: Future Cost: 0	Pavement improvements from Rte. 160 to I-44.				AC-State: 13,958 State: 1,550 Local: 0	Engineering: 4 R/W: 0 Construction: 0 FFOS: 0 Payments: 0	132 0 0 0 0 0 0	833 0 14,543 0 0 0 0	0 0 0 0 0 0 0	0 0 0 0 0 0 0	0 0 0 0 0 0 0	

* Subject to the approval of the Transportation Improvement Program by the governing Metropolitan Planning Organization.

Jun-8-2017

Section 4 - 2

District Southwest

Dollars in Thousands



2018-2022 Highway and Bridge Construction Schedule

Transportation Planning

P.O. Box 270
Jefferson City, MO 65802

Construction contingency applied to construction cost in the year the project is awarded.

Three percent project growth factor compounded annually is applied to right-of-way and construction costs in program years 2, 3, 4, and 5.

No inflation is applied to the Funding From Other Sources (FFOS) or Payments.

Engineering includes PE costs, CE costs and R/W incidentals.

Construction contingency applied to construction cost in the year the project is awarded. Three percent project growth factor compounded annually is applied to right-of-way and construction costs in program years 2, 3, 4, and 5. No inflation is applied to the Funding From Other Sources (FFOS) or Payments. Engineering includes PE costs, CE costs and R/W incidentals.											STATE FISCAL YEAR PROJECT BUDGETING							
											Prior Prog.	7/2017- 6/2018	7/2018- 6/2019	7/2019- 6/2020	7/2020- 6/2021	7/2021- 6/2022		
County: Barton	Pavement improvements from Rte. C to Rte. 160.										Engineering:	0	4	31	0	0	0	
Route: RT A											R/W:	0	0	0	0	0	0	
Job No.: 7S3237											Construction:	0	0	305	0	0	0	
Length: 6.10	MPO: N											FFOS:	0	0	0	0	0	0
Fund Cat: Taking Care Of System	Fed: 272	State: 68	Local: 0								Payments:	0	0	0	0	0		
Sec Cat: Thin Lift Overlay	Awd Date: Fall 18	Anticipated Fed Cat: STBG																
TIP #:	Future Cost: 0	Estimate Total: 340																
County: Barton	Pavement improvements from Rte. P to Rte. 43.										Engineering:	0	2	24	0	0	0	
Route: RT K											R/W:	0	0	0	0	0	0	
Job No.: 7S3239											Construction:	0	0	230	0	0	0	
Length: 4.03	MPO: N											FFOS:	0	0	0	0	0	0
Fund Cat: Taking Care Of System	Fed: 206	State: 50	Local: 0								Payments:	0	0	0	0	0		
Sec Cat: Thin Lift Overlay	Awd Date: Fall 18	Anticipated Fed Cat: STBG																
TIP #:	Future Cost: 0	Estimate Total: 256																
County: Barton	Pavement improvements from Rte. 160 to Rte. 126.										Engineering:	0	4	34	0	0	0	
Route: RT T											R/W:	0	0	0	0	0	0	
Job No.: 7S3238											Construction:	0	0	338	0	0	0	
Length: 6.92	MPO: N											FFOS:	0	0	0	0	0	0
Fund Cat: Taking Care Of System	Fed: 301	State: 75	Local: 0								Payments:	0	0	0	0	0		
Sec Cat: Thin Lift Overlay	Awd Date: Fall 18	Anticipated Fed Cat: STBG																
TIP #:	Future Cost: 0	Estimate Total: 376																
County: Bates	Pavement improvements from Kansas State line to Rte. Y.										Engineering:	0	6	42	0	0	0	
Route: MO 18											R/W:	0	0	0	0	0	0	
Job No.: 7S3236											Construction:	0	0	422	0	0	0	
Length: 6.84	MPO: Y											FFOS:	0	0	0	0	0	0
Fund Cat: Taking Care Of System	Fed: 377	State: 93	Local: 0								Payments:	0	0	0	0	0		
Sec Cat: Thin Lift Overlay	Awd Date: Fall 18	Anticipated Fed Cat: STBG																
TIP #:	Future Cost: 0	Estimate Total: 470																
County: Bates	ADA Transition Plan improvements at various locations from Rte. A to Ethel St. in Drexel. \$78,000 Statewide Transportation Alternatives funds.										Engineering:	0	18	23	0	0	0	
Route: MO 18											R/W:	0	2	0	0	0	0	
Job No.: 7S3245											Construction:	0	0	101	0	0	0	
Length: 0.30	MPO: Y											FFOS:	0	0	78	0	0	0
Fund Cat: Taking Care Of System	Fed: 117	State: 27	Local: 0								Payments:	0	0	0	0	0		
Sec Cat: N- Ada Trans	Awd Date: 2019	Anticipated Fed Cat: STBG																
TIP #:	Future Cost: 0	Estimate Total: 144																

* Subject to the approval of the Transportation Improvement Program by the governing Metropolitan Planning Organization.

Jun-8-2017

Section 4 - 3

District Southwest

Dollars in Thousands



2018-2022 Highway and Bridge Construction Schedule

Transportation Planning

P.O. Box 270
Jefferson City, MO 65102

Construction contingency applied to construction cost in the year the project is awarded.

Three percent project growth factor compounded annually is applied to right-of-way and construction costs in program years 2, 3, 4, and 5.

No inflation is applied to the Funding From Other Sources (FFOS) or Payments.

Engineering includes PE costs, CE costs and R/W incidentals.

Construction contingency applied to construction cost in the year the project is awarded. Three percent project growth factor compounded annually is applied to right-of-way and construction costs in program years 2, 3, 4, and 5. No inflation is applied to the Funding From Other Sources (FFOS) or Payments. Engineering includes PE costs, CE costs and R/W incidentals.										STATE FISCAL YEAR PROJECT BUDGETING						
										Prior Prog.	7/2017- 6/2018	7/2018- 6/2019	7/2019- 6/2020	7/2020- 6/2021	7/2021- 6/2022	
County: Bates	Job Order Contracting for pavement repair from the Cass County line to Rte. 54 in Vernon County.									Engineering:	0	8	0	0	0	0
Route: IS 49										R/W:	0	0	0	0	0	0
Job No.: 0I3004W										Construction:	0	40	0	0	0	0
Length: 44.82	MPO: N								FFOS:	0	0	0	0	0	0	
Fund Cat: Statewide Interstate And Major Bridge	AC-State: 43	State: 5	Local: 0							Payments:	0	0	0	0	0	
Sec Cat: Preventive Maint	Awd Date: Winter 18	Anticipated Fed Cat: NHPP														
TIP #:	Future Cost: 0	Estimate Total: 48														
County: Bates	Bridge improvements on the southbound lanes over the Bates County Drainage Ditch. Project involves bridge A1143.									Engineering:	4	151	226	0	0	0
Route: IS 49										R/W:	0	0	0	0	0	0
Job No.: 7I3050										Construction:	0	0	2,355	0	0	0
Length: 0.15	MPO: N								FFOS:	0	0	0	0	0	0	
Fund Cat: Taking Care Of System	Fed: 2,459	State: 273	Local: 0							Payments:	0	0	0	0	0	
Sec Cat: Rehab And Reconst	Awd Date: 2019	Anticipated Fed Cat: NHPP														
TIP #:	Future Cost: 0	Estimate Total: 2,736														
County: Bates	Bridge improvements over Mormon Fork. Project involves bridge N0789.									Engineering:	2	117	0	0	0	0
Route: RT AA										R/W:	0	0	0	0	0	0
Job No.: 7S3155										Construction:	0	467	0	0	0	0
Length: 0.03	MPO: N								FFOS:	0	0	0	0	0	0	
Fund Cat: Taking Care Of System	Fed: 467	State: 117	Local: 0							Payments:	0	0	0	0	0	
Sec Cat: Rehab And Reconst	Awd Date: Fall 17	Anticipated Fed Cat: NHPP														
TIP #:	Future Cost: 0	Estimate Total: 586														
County: Bates	Bridge improvements over Shaw Branch 1.3 miles east of Rte. O. Project involves bridge T0033.									Engineering:	44	120	60	0	0	0
Route: RT B										R/W:	0	21	0	0	0	0
Job No.: 7S0503										Construction:	0	0	587	0	0	0
Length: 0.01	MPO: N								FFOS:	0	0	0	0	0	0	
Fund Cat: Taking Care Of System	Fed: 631	State: 157	Local: 0							Payments:	0	0	0	0	0	
Sec Cat: Rehab And Reconst	Awd Date: 2019	Anticipated Fed Cat: NHPP														
TIP #:	Future Cost: 0	Estimate Total: 832														
County: Bates	Bridge improvements over the Osage River. Project involves bridge A4829.									Engineering:	0	20	50	234	0	0
Route: RT M										R/W:	0	0	0	0	0	0
Job No.: 7S3261										Construction:	0	0	0	1,631	0	0
Length: 0.17	MPO: N								FFOS:	0	0	0	0	0	0	
Fund Cat: Taking Care Of System	Fed: 1,548	State: 387	Local: 0							Payments:	0	0	0	0	0	
Sec Cat: Rehab And Reconst	Awd Date: 2020	Anticipated Fed Cat: NHPP														
TIP #:	Future Cost: 0	Estimate Total: 1,935														

* Subject to the approval of the Transportation Improvement Program by the governing Metropolitan Planning Organization.

Jun-8-2017

Section 4 - 4

District Southwest

Dollars in Thousands



2018-2022 Highway and Bridge Construction Schedule

Transportation Planning

P.O. Box 270
Jefferson City, MO 65102

Construction contingency applied to construction cost in the year the project is awarded.

Three percent project growth factor compounded annually is applied to right-of-way and construction costs in program years 2, 3, 4, and 5.

No inflation is applied to the Funding From Other Sources (FFOS) or Payments.

Engineering includes PE costs, CE costs and R/W incidentals.

Construction contingency applied to construction cost in the year the project is awarded. Three percent project growth factor compounded annually is applied to right-of-way and construction costs in program years 2, 3, 4, and 5. No inflation is applied to the Funding From Other Sources (FFOS) or Payments. Engineering includes PE costs, CE costs and R/W incidentals.							STATE FISCAL YEAR PROJECT BUDGETING					
							Prior Prog.	7/2017- 6/2018	7/2018- 6/2019	7/2019- 6/2020	7/2020- 6/2021	7/2021- 6/2022
County: Bates Route: RT V Job No.: 7S3145 Length: 0.07 MPO: N Fund Cat: Taking Care Of System Sec Cat: Rehab And Reconst Awd Date: Spring 18 Anticipated Fed Cat: NHPP TIP #: Future Cost: 0 Estimate Total: 3,030	Bridge improvements over Marais des Cygnes River. Project involves bridge R0115.						Engineering: 2 R/W: 0 Construction: 0 FFOS: 0 Payments: 0	525 2 2,501 0 0 0 0	0 0 0 0 0 0 0	0 0 0 0 0 0 0	0 0 0 0 0 0 0	0 0 0 0 0 0 0
County: Bates Route: RT V Job No.: 7S3200 Length: 0.02 MPO: N Fund Cat: Taking Care Of System Sec Cat: Rehab And Reconst Awd Date: Spring 18 Anticipated Fed Cat: NHPP TIP #: Future Cost: 0 Estimate Total: 583	Bridge improvements over Pecan Creek. Project involves bridge R0114.						Engineering: 0 R/W: 0 Construction: 0 FFOS: 0 Payments: 0	116 0 467 0 0 0 0	0 0 0 0 0 0 0	0 0 0 0 0 0 0	0 0 0 0 0 0 0	0 0 0 0 0 0 0
County: Benton Route: US 65 Job No.: 7P3211 Length: 15.46 MPO: N Fund Cat: Taking Care Of System Sec Cat: Thin Lift Overlay Awd Date: 2020 Anticipated Fed Cat: NHPP TIP #: Future Cost: 0 Estimate Total: 2,919	Pavement and safety improvements from 1.5 miles north of Rte. HH to the Osage River in Warsaw.						Engineering: 0 R/W: 0 Construction: 0 FFOS: 0 Payments: 0	2 0 0 0 0 0 0	45 0 0 0 0 0 0	245 0 2,627 0 0 0 0	0 0 0 0 0 0 0	0 0 0 0 0 0 0
County: Benton Route: US 65 Job No.: 7P3212 Length: 4.05 MPO: N Fund Cat: Taking Care Of System Sec Cat: Thin Lift Overlay Awd Date: 2020 Anticipated Fed Cat: NHPP TIP #: Future Cost: 0 Estimate Total: 1,184	Pavement and safety improvements from the Osage River in Warsaw to 0.4 mile south of Rte. MM.						Engineering: 0 R/W: 0 Construction: 0 FFOS: 0 Payments: 0	2 0 0 0 0 0 0	16 0 0 0 0 0 0	100 0 1,066 0 0 0 0	0 0 0 0 0 0 0	0 0 0 0 0 0 0
County: Benton Route: MO 7 Job No.: 7P3187D Length: 0.12 MPO: N Fund Cat: Flexible & Other Sec Cat: Regional Awd Date: Spring 18 Anticipated Fed Cat: STBG TIP #: Future Cost: 0 Estimate Total: 646	Intersection improvements at Commercial Street in Warsaw. \$280,500 Warsaw.						Engineering: 1 R/W: 0 Construction: 0 FFOS: 0 Payments: 0	83 6 556 281 0 0 0	0 0 0 0 0 0 0	0 0 0 0 0 0 0	0 0 0 0 0 0 0	0 0 0 0 0 0 0

* Subject to the approval of the Transportation Improvement Program by the governing Metropolitan Planning Organization.

Jun-8-2017

Section 4 - 5

District Southwest

Dollars in Thousands



2018-2022 Highway and Bridge Construction Schedule

Transportation Planning

P.O. Box 270
Jefferson City, MO 65102

Construction contingency applied to construction cost in the year the project is awarded.

Three percent project growth factor compounded annually is applied to right-of-way and construction costs in program years 2, 3, 4, and 5.

No inflation is applied to the Funding From Other Sources (FFOS) or Payments.

Engineering includes PE costs, CE costs and R/W incidentals.

Construction contingency applied to construction cost in the year the project is awarded. Three percent project growth factor compounded annually is applied to right-of-way and construction costs in program years 2, 3, 4, and 5. No inflation is applied to the Funding From Other Sources (FFOS) or Payments. Engineering includes PE costs, CE costs and R/W incidentals.							STATE FISCAL YEAR PROJECT BUDGETING						
							Prior Prog.	7/2017- 6/2018	7/2018- 6/2019	7/2019- 6/2020	7/2020- 6/2021	7/2021- 6/2022	
County: Benton	Pavement and safety improvements on Rte. 83 from Rte. 65 to Rte. 54 and on Rte. MM from Rte. 65 to end of route. \$1,247,000 Open Container funds.						Engineering:	2	64	341	0	0	0
Route: MO 83							R/W:	0	0	0	0	0	0
Job No.: 7P3130							Construction:	0	0	3,561	0	0	0
Length: 33.02	MPO: N						FFOS:	0	0	1,247	0	0	0
Fund Cat: Taking Care Of System						Fed: 3,173	State: 793	Local: 0					
Sec Cat: Thin Lift Overlay	Awd Date: Fall 18	Anticipated Fed Cat: STBG					Payments:	0	0	0	0	0	0
TIP #:	Future Cost: 0					Estimate Total: 3,968							
County: Benton	Bridge improvements over Indian Creek. Project involves bridge Y0401.						Engineering:	2	163	43	0	0	0
Route: RT B							R/W:	0	20	0	0	0	0
Job No.: 7S3150							Construction:	0	0	588	0	0	0
Length: 0.01	MPO: N						FFOS:	0	0	0	0	0	0
Fund Cat: Taking Care Of System						Fed: 652	State: 162	Local: 0					
Sec Cat: Rehab And Reconst	Awd Date: 2019	Anticipated Fed Cat: NHPP					Payments:	0	0	0	0	0	0
TIP #:	Future Cost: 0					Estimate Total: 816							
County: Benton	Pavement and safety improvements from Rte. 65 to end of route.						Engineering:	0	2	73	104	0	0
Route: RT BB							R/W:	0	0	0	0	0	0
Job No.: 7S3230							Construction:	0	0	0	1,103	0	0
Length: 8.79	MPO: N						FFOS:	0	0	0	0	0	0
Fund Cat: Taking Care Of System						Fed: 1,026	State: 256	Local: 0					
Sec Cat: Thin Lift Overlay	Awd Date: 2020	Anticipated Fed Cat: STBG					Payments:	0	0	0	0	0	0
TIP #:	Future Cost: 0					Estimate Total: 1,282							
County: Benton	Pavement improvements from beginning of state maintenance to Rte. 7.						Engineering:	0	2	7	55	0	0
Route: RT M							R/W:	0	0	0	0	0	0
Job No.: 7S3232							Construction:	0	0	0	574	0	0
Length: 10.19	MPO: N						FFOS:	0	0	0	0	0	0
Fund Cat: Taking Care Of System						Fed: 511	State: 127	Local: 0					
Sec Cat: Thin Lift Overlay	Awd Date: 2020	Anticipated Fed Cat: STBG					Payments:	0	0	0	0	0	0
TIP #:	Future Cost: 0					Estimate Total: 638							
County: Cedar	Bridge replacement over Cedar Creek. Project involves bridge H0623.						Engineering:	369	2	581	0	0	0
Route: MO 32							R/W:	46	2	0	0	0	0
Job No.: 7P0677							Construction:	0	0	3,142	0	0	0
Length: 0.98	MPO: N						FFOS:	0	0	0	0	0	0
Fund Cat: Taking Care Of System						Fed: 2,983	State: 744	Local: 0					
Sec Cat: Rehab And Reconst	Awd Date: 2019	Anticipated Fed Cat: NHPP					Payments:	0	0	0	0	0	0
TIP #:	Future Cost: 0					Estimate Total: 4,142							

* Subject to the approval of the Transportation Improvement Program by the governing Metropolitan Planning Organization.

Jun-8-2017

Section 4 - 6

District Southwest

Dollars in Thousands



2018-2022 Highway and Bridge Construction Schedule

Transportation Planning

P.O. Box 270
Jefferson City, MO 65102

Construction contingency applied to construction cost in the year the project is awarded.

Three percent project growth factor compounded annually is applied to right-of-way and construction costs in program years 2, 3, 4, and 5.

No inflation is applied to the Funding From Other Sources (FFOS) or Payments.

Engineering includes PE costs, CE costs and R/W incidentals.

						STATE FISCAL YEAR PROJECT BUDGETING					
						Prior Prog.	7/2017- 6/2018	7/2018- 6/2019	7/2019- 6/2020	7/2020- 6/2021	7/2021- 6/2022
County: Cedar	Pavement and safety improvements from Rte. 54 in Cedar County to Rte. 83 in Benton County.	Engineering:	0	2	78	38	0	0			
Route: MO 82		R/W:	0	0	0	0	0	0			
Job No.: 7P3214		Construction:	0	0	0	2,881	0	0			
Length: 38.75	MPO: N	FFOS:	0	0	0	0	0	0			
Fund Cat: Taking Care Of System	Fed: 2,400 State: 599 Local: 0	Payments:	0	0	0	0	0	0			
Sec Cat: Thin Lift Overlay	Awd Date: 2020 Anticipated Fed Cat: STBG										
TIP #: Future Cost: 0 Estimate Total: 2,999											
County: Cedar	ADA Transition Plan improvements at various locations from McCrary Street to Rte. 54 in El Dorado Springs. \$440,000 Statewide Transportation Alternatives funds.	Engineering:	0	2	84	97	0	0			
Route: MO 82		R/W:	0	0	2	0	0	0			
Job No.: 7P3246		Construction:	0	0	0	583	0	0			
Length: 1.35	MPO: N	FFOS:	0	0	0	440	0	0			
Fund Cat: Taking Care Of System	Fed: 615 State: 153 Local: 0	Payments:	0	0	0	0	0	0			
Sec Cat: N- Ada Trans	Awd Date: 2020 Anticipated Fed Cat: STBG										
TIP #: Future Cost: 0 Estimate Total: 768											
County: Cedar	Bridge improvements over Alder Creek. Project involves bridge N0349.	Engineering:	59	197	0	0	0	0			
Route: RT U		R/W:	0	2	0	0	0	0			
Job No.: 7S3153		Construction:	0	728	0	0	0	0			
Length: 0.07	MPO: N	FFOS:	0	0	0	0	0	0			
Fund Cat: Taking Care Of System	Fed: 742 State: 185 Local: 0	Payments:	0	0	0	0	0	0			
Sec Cat: Rehab And Reconst	Awd Date: Winter 18 Anticipated Fed Cat: NHPP										
TIP #: Future Cost: 0 Estimate Total: 986											
County: Christian	Bridge improvements over Swan Creek south of Garrison. Project involves bridge A0739.	Engineering:	153	278	0	0	0	0			
Route: MO 125		R/W:	0	2	0	0	0	0			
Job No.: 8S0816		Construction:	0	2,204	0	0	0	0			
Length: 0.09	MPO: N	FFOS:	0	0	0	0	0	0			
Fund Cat: Taking Care Of System	Fed: 1,987 State: 497 Local: 0	Payments:	0	0	0	0	0	0			
Sec Cat: Rehab And Reconst	Awd Date: Winter 18 Anticipated Fed Cat: NHPP										
TIP #: Future Cost: 0 Estimate Total: 2,637											
County: Christian	Pavement improvements from 0.4 mile north of Finley Creek to Reeds Spring Junction and on Rte. 13 from Reeds Spring Junction to Table Rock Lake.	Engineering:	2	170	874	0	0	0			
Route: US 160		R/W:	0	0	0	0	0	0			
Job No.: 7S3133		Construction:	0	0	9,164	0	0	0			
Length: 29.38	MPO: N	FFOS:	0	0	0	0	0	0			
Fund Cat: Taking Care Of System	AC-State: 8,167 State: 2,041 Local: 0	Payments:	0	0	0	0	0	0			
Sec Cat: Thin Lift Overlay	Awd Date: Fall 18 Anticipated Fed Cat: NHPP										
TIP #: Future Cost: 0 Estimate Total: 10,210											

* Subject to the approval of the Transportation Improvement Program by the governing Metropolitan Planning Organization.

Jun-8-2017

Section 4 - 7

District Southwest

Dollars in Thousands



2018-2022 Highway and Bridge Construction Schedule

Construction contingency applied to construction cost in the year the project is awarded.

Three percent project growth factor compounded annually is applied to right-of-way and construction costs in program years 2, 3, 4, and 5.

No inflation is applied to the Funding From Other Sources (FFOS) or Payments.

Engineering includes PE costs, CE costs and R/W incidentals.

Construction contingency applied to construction cost in the year the project is awarded. Three percent project growth factor compounded annually is applied to right-of-way and construction costs in program years 2, 3, 4, and 5. No inflation is applied to the Funding From Other Sources (FFOS) or Payments. Engineering includes PE costs, CE costs and R/W incidentals.							STATE FISCAL YEAR PROJECT BUDGETING						
							Prior Prog.	7/2017- 6/2018	7/2018- 6/2019	7/2019- 6/2020	7/2020- 6/2021	7/2021- 6/2022	
County: Christian	Pavement improvements from 0.4 mile north of Rte. EE in Christian County to 0.8 mile north of Rte. 465 in Taney County.						Engineering:	0	2	124	641	0	0
Route: US 65							R/W:	0	0	0	0	0	0
Job No.: 7P3210							Construction:	0	0	0	6,915	0	0
Length: 16.18	MPO: N						FFOS:	0	0	0	0	0	0
Fund Cat: Taking Care Of System						Fed: 6,146	State: 1,536	Local: 0					
Sec Cat: Thin Lift Overlay	Awd Date: 2020	Anticipated Fed Cat: NHPP					Payments:	0	0	0	0	0	0
TIP #:	Future Cost: 0					Estimate Total: 7,682							
County: Christian	Pavement and safety improvements from Rte. 14 to Rte. A in Stone County.						Engineering:	6	150	0	0	0	0
Route: RT K							R/W:	0	0	0	0	0	0
Job No.: 7S3122							Construction:	0	912	0	0	0	0
Length: 7.02	MPO: N						FFOS:	0	0	0	0	0	0
Fund Cat: Taking Care Of System						Fed: 850	State: 212	Local: 0					
Sec Cat: Thin Lift Overlay	Awd Date: Fall 17	Anticipated Fed Cat: STBG					Payments:	0	0	0	0	0	0
TIP #:	Future Cost: 0					Estimate Total: 1,068							
County: Christian	Pavement improvements from Rte. 125 to Rte. UU. \$559,000 Federal Lands Access Program funds.						Engineering:	29	45	0	0	0	0
Route: RT T							R/W:	0	0	0	0	0	0
Job No.: 8S2237							Construction:	0	623	0	0	0	0
Length: 10.13	MPO: N						FFOS:	0	518	0	0	0	0
Fund Cat: Taking Care Of System						Fed: 633	State: 35	Local: 0					
Sec Cat: Thin Lift Overlay	Awd Date: Fall 17	Anticipated Fed Cat: Earmark					Payments:	0	0	0	0	0	0
TIP #:	Future Cost: 0					Estimate Total: 697							
County: Dade	Bridge improvements over Stockton Lake. Project involves bridge A2931.						Engineering:	76	2	2	129	0	0
Route: US 160							R/W:	0	0	0	0	0	0
Job No.: 7P2228C							Construction:	0	0	0	1,150	0	0
Length: 0.10	MPO: N						FFOS:	0	0	0	0	0	0
Fund Cat: Taking Care Of System						Fed: 1,028	State: 255	Local: 0					
Sec Cat: Rehab And Reconst	Awd Date: 2020	Anticipated Fed Cat: NHPP					Payments:	0	0	0	0	0	0
TIP #:	Future Cost: 0					Estimate Total: 1,359							
County: Dade	Bridge improvements over Stockton Lake. Project involves bridge A2932.						Engineering:	96	2	71	90	0	0
Route: US 160							R/W:	0	0	0	0	0	0
Job No.: 7P3195							Construction:	0	0	0	761	0	0
Length: 0.07	MPO: N						FFOS:	0	0	0	0	0	0
Fund Cat: Taking Care Of System						Fed: 740	State: 184	Local: 0					
Sec Cat: Rehab And Reconst	Awd Date: 2020	Anticipated Fed Cat: NHPP					Payments:	0	0	0	0	0	0
TIP #:	Future Cost: 0					Estimate Total: 1,020							

* Subject to the approval of the Transportation Improvement Program by the governing Metropolitan Planning Organization.



2018-2022 Highway and Bridge Construction Schedule

Transportation Planning

P.O. Box 270
Jefferson City, MO 65102

Construction contingency applied to construction cost in the year the project is awarded.

Three percent project growth factor compounded annually is applied to right-of-way and construction costs in program years 2, 3, 4, and 5.

No inflation is applied to the Funding From Other Sources (FFOS) or Payments.

Engineering includes PE costs, CE costs and R/W incidentals.

Construction contingency applied to construction cost in the year the project is awarded. Three percent project growth factor compounded annually is applied to right-of-way and construction costs in program years 2, 3, 4, and 5. No inflation is applied to the Funding From Other Sources (FFOS) or Payments. Engineering includes PE costs, CE costs and R/W incidentals.							STATE FISCAL YEAR PROJECT BUDGETING					
							Prior Prog.	7/2017- 6/2018	7/2018- 6/2019	7/2019- 6/2020	7/2020- 6/2021	7/2021- 6/2022
County: Dade Route: MO 215 Job No.: 7S3267 Length: 9.65 MPO: N Fund Cat: Taking Care Of System Sec Cat: Thin Lift Overlay Awd Date: 2020 Anticipated Fed Cat: STBG TIP #: Future Cost: 0 Estimate Total: 579	Pavement improvements from Rte. Y in Dade County to Rte. 123 in Polk County.						Engineering: 0	2	6	27	0	0
							R/W: 0	0	0	0	0	0
							Construction: 0	0	0	544	0	0
							FFOS: 0	0	0	0	0	0
							Payments: 0	0	0	0	0	0
County: Dade Route: RT H Job No.: 7S3222 Length: 9.19 MPO: N Fund Cat: Taking Care Of System Sec Cat: Thin Lift Overlay Awd Date: 2020 Anticipated Fed Cat: STBG TIP #: Future Cost: 0 Estimate Total: 598	Pavement improvements from Rte. Y to Rte. 160.						Engineering: 0	2	6	28	0	0
							R/W: 0	0	0	0	0	0
							Construction: 0	0	0	562	0	0
							FFOS: 0	0	0	0	0	0
							Payments: 0	0	0	0	0	0
County: Dade Route: RT NN Job No.: 7S3154 Length: 0.06 MPO: N Fund Cat: Taking Care Of System Sec Cat: Rehab And Reconst Awd Date: Fall 17 Anticipated Fed Cat: NHPP TIP #: Future Cost: 0 Estimate Total: 877	Bridge improvements over Kitts Coon Creek. Project involves bridge R0124.						Engineering: 24	198	0	0	0	0
							R/W: 0	2	0	0	0	0
							Construction: 0	653	0	0	0	0
							FFOS: 0	0	0	0	0	0
							Payments: 0	0	0	0	0	0
County: Greene Route: MO 123 Job No.: 7S3134 Length: 0.47 MPO: N Fund Cat: Taking Care Of System Sec Cat: N- Ada Trans Awd Date: Winter 18 Anticipated Fed Cat: STBG TIP #: Future Cost: 0 Estimate Total: 252	ADA Transition Plan improvements from 0.1 mile north of Jean Street to Monroe Street in Walnut Grove. \$51,000 Statewide Transportation Alternatives funds.						Engineering: 62	32	0	0	0	0
							R/W: 0	20	0	0	0	0
							Construction: 0	138	0	0	0	0
							FFOS: 0	51	0	0	0	0
							Payments: 0	0	0	0	0	0
County: Greene Route: IS 44 Job No.: 7I3201 Length: 9.22 MPO: N Fund Cat: Taking Care Of System Sec Cat: Thin Lift Overlay Awd Date: 2020 Anticipated Fed Cat: NHPP TIP #: Future Cost: 0 Estimate Total: 6,321	Pavement and ramp improvements from 1.2 miles east of Rtes. Z and O in Halltown to Rte. 360.						Engineering: 0	2	121	368	0	0
							R/W: 0	0	2	0	0	0
							Construction: 0	0	0	5,828	0	0
							FFOS: 0	0	0	0	0	0
							Payments: 0	0	0	0	0	0

* Subject to the approval of the Transportation Improvement Program by the governing Metropolitan Planning Organization.

Jun-8-2017

Section 4 - 9

District Southwest

Dollars in Thousands



2018-2022 Highway and Bridge Construction Schedule

Transportation Planning

P.O. Box 270
Jefferson City, MO 65102

Construction contingency applied to construction cost in the year the project is awarded.

Three percent project growth factor compounded annually is applied to right-of-way and construction costs in program years 2, 3, 4, and 5.

No inflation is applied to the Funding From Other Sources (FFOS) or Payments.

Engineering includes PE costs, CE costs and R/W incidentals.

Construction contingency applied to construction cost in the year the project is awarded. Three percent project growth factor compounded annually is applied to right-of-way and construction costs in program years 2, 3, 4, and 5. No inflation is applied to the Funding From Other Sources (FFOS) or Payments. Engineering includes PE costs, CE costs and R/W incidentals.											STATE FISCAL YEAR PROJECT BUDGETING					
											Prior Prog.	7/2017- 6/2018	7/2018- 6/2019	7/2019- 6/2020	7/2020- 6/2021	7/2021- 6/2022
County: Greene Route: IS 44 Job No.: 713291 Length: 30.03 MPO: N Fund Cat: Taking Care Of System Sec Cat: Rehab And Reconst Awd Date: Winter 18 TIP #: Future Cost: 0 Estimate Total: 450	Job Order Contracting for bridge repair in rural Greene and Webster counties.					Engineering:	0	50	0	0	0	0				
						R/W:	0	0	0	0	0	0				
						Construction:	0	400	0	0	0	0				
						FFOS:	0	0	0	0	0	0				
						Payments:	0	0	0	0	0	0				
County: Greene Route: US 60 Job No.: 7P3271 Length: 3.49 MPO: N Fund Cat: Taking Care Of System Sec Cat: Thin Lift Overlay Awd Date: 2020 TIP #: Future Cost: 0 Estimate Total: 1,684	Pavement improvements from Rte. 125 to Rte. VV in Rogersville.					Engineering:	0	2	24	142	0	0				
						R/W:	0	0	0	0	0	0				
						Construction:	0	0	0	1,516	0	0				
						FFOS:	0	0	0	0	0	0				
						Payments:	0	0	0	0	0	0				
County: Greene Route: US 65 Job No.: 7P2212D Length: 5.19 MPO: N Fund Cat: Taking Care Of System Sec Cat: Thin Lift Overlay Awd Date: 2022 TIP #: Future Cost: 0 Estimate Total: 3,034	Pavement improvements from Pomme de Terre River to Rte. KK.					Engineering:	4	1	1	1	6	175				
						R/W:	0	0	0	0	0	0				
						Construction:	0	0	0	0	0	2,846				
						FFOS:	0	0	0	0	0	0				
						Payments:	0	0	0	0	0	0				
County: Greene Route: RT D Job No.: 7S3219 Length: 4.12 MPO: N Fund Cat: Taking Care Of System Sec Cat: Thin Lift Overlay Awd Date: 2020 TIP #: Future Cost: 0 Estimate Total: 312	Pavement improvements from Rte. 125 south intersection to Rte. B in Webster County.					Engineering:	0	2	2	27	0	0				
						R/W:	0	0	0	0	0	0				
						Construction:	0	0	0	281	0	0				
						FFOS:	0	0	0	0	0	0				
						Payments:	0	0	0	0	0	0				
County: Greene Route: RT EE Job No.: 7S3287 Length: 2.52 MPO: N Fund Cat: Taking Care Of System Sec Cat: Thin Lift Overlay Awd Date: 2020 TIP #: Future Cost: 0 Estimate Total: 208	Pavement improvements from Rte. T to Farm Road 97.					Engineering:	0	1	1	18	0	0				
						R/W:	0	0	0	0	0	0				
						Construction:	0	0	0	188	0	0				
						FFOS:	0	0	0	0	0	0				
						Payments:	0	0	0	0	0	0				

* Subject to the approval of the Transportation Improvement Program by the governing Metropolitan Planning Organization.

Jun-8-2017

Section 4 - 10

District Southwest

Dollars in Thousands



2018-2022 Highway and Bridge Construction Schedule

Transportation Planning

P.O. Box 270
Jefferson City, MO 65802

Construction contingency applied to construction cost in the year the project is awarded.

Three percent project growth factor compounded annually is applied to right-of-way and construction costs in program years 2, 3, 4, and 5.

No inflation is applied to the Funding From Other Sources (FFOS) or Payments.

Engineering includes PE costs, CE costs and R/W incidentals.

Construction contingency applied to construction cost in the year the project is awarded. Three percent project growth factor compounded annually is applied to right-of-way and construction costs in program years 2, 3, 4, and 5. No inflation is applied to the Funding From Other Sources (FFOS) or Payments. Engineering includes PE costs, CE costs and R/W incidentals.										STATE FISCAL YEAR PROJECT BUDGETING					
										Prior Prog.	7/2017- 6/2018	7/2018- 6/2019	7/2019- 6/2020	7/2020- 6/2021	7/2021- 6/2022
County: Greene Route: RT F Job No.: 7S3137 Length: 0.53 MPO: N Fund Cat: Taking Care Of System Fed: 214 State: 53 Local: 0 Sec Cat: N- Ada Trans Awd Date: 2019 Anticipated Fed Cat: STBG TIP #: Future Cost: 0 Estimate Total: 269	Engineering: R/W: Construction: FFOS: Payments:	2 0 0 0 0	25 2 0 0 0	48 0 192 145 0	0 0 0 0 0	0 0 0 0 0									
County: Greene Route: RT TT Job No.: 7S3168 Length: 0.02 MPO: N Fund Cat: Taking Care Of System Fed: 699 State: 174 Local: 0 Sec Cat: Rehab And Reconst Awd Date: Fall 18 Anticipated Fed Cat: NHPP TIP #: Future Cost: 0 Estimate Total: 875	Engineering: R/W: Construction: FFOS: Payments:	2 0 0 0 0	49 2 0 0 0	102 0 720 0 0	0 0 0 0 0	0 0 0 0 0									
County: Greene Route: RT Z Job No.: 7S3141 Length: 15.40 MPO: N Fund Cat: Taking Care Of System Fed: 1,680 State: 420 Local: 0 Sec Cat: Thin Lift Overlay Awd Date: Fall 18 Anticipated Fed Cat: STBG TIP #: Future Cost: 0 Estimate Total: 2,102	Engineering: R/W: Construction: FFOS: Payments:	2 0 0 0 0	85 0 0 0 0	168 0 1,847 0 0	0 0 0 0 0	0 0 0 0 0									
County: Henry Route: MO 13 Job No.: 7P3175 Length: 76.50 MPO: N Fund Cat: Safety Fed: 6,341 State: 704 Local: 0 Sec Cat: Safety Awd Date: Winter 18 Anticipated Fed Cat: Safety TIP #: Future Cost: 0 Estimate Total: 7,047	Engineering: R/W: Construction: FFOS: Payments:	2 0 0 0 0	1,631 642 4,772 0 0	0 0 0 0 0	0 0 0 0 0	0 0 0 0 0									
County: Henry Route: MO 13 Job No.: 7P3308 Length: 0.24 MPO: N Fund Cat: Taking Care Of System Fed: 823 State: 206 Local: 0 Sec Cat: Rehab And Reconst Awd Date: Spring 18 Anticipated Fed Cat: NHPP TIP #: Future Cost: 0 Estimate Total: 1,029	Engineering: R/W: Construction: FFOS: Payments:	0 0 0 0 0	128 0 901 0 0	0 0 0 0 0	0 0 0 0 0	0 0 0 0 0									

* Subject to the approval of the Transportation Improvement Program by the governing Metropolitan Planning Organization.

Jun-8-2017

Section 4 - 11

District Southwest

Dollars in Thousands



2018-2022 Highway and Bridge Construction Schedule

Construction contingency applied to construction cost in the year the project is awarded.

Three percent project growth factor compounded annually is applied to right-of-way and construction costs in program years 2, 3, 4, and 5.

No inflation is applied to the Funding From Other Sources (FFOS) or Payments.

Engineering includes PE costs, CE costs and R/W incidentals.

Construction contingency applied to construction cost in the year the project is awarded. Three percent project growth factor compounded annually is applied to right-of-way and construction costs in program years 2, 3, 4, and 5. No inflation is applied to the Funding From Other Sources (FFOS) or Payments. Engineering includes PE costs, CE costs and R/W incidentals.							STATE FISCAL YEAR PROJECT BUDGETING					
							Prior Prog.	7/2017- 6/2018	7/2018- 6/2019	7/2019- 6/2020	7/2020- 6/2021	7/2021- 6/2022
County: Henry Route: MO 18 Job No.: 4S2276 Length: 0.20 MPO: N Fund Cat: Statewide Interstate And Major Bridge Fed: 2,339 State: 584 Local: 0 Sec Cat: Rehab And Reconst Awd Date: 2020 Anticipated Fed Cat: NHPP TIP #: Future Cost: 0 Estimate Total: 2,933	Bridge improvements over Grand River. Project involves bridge A4165.						Engineering: 10	20	111	206	0	0
							R/W: 0	0	0	0	0	0
							Construction: 0	0	0	2,586	0	0
							FFOS: 0	0	0	0	0	0
							Payments: 0	0	0	0	0	0
County: Henry Route: MO 7 Job No.: 7P3255 Length: 13.92 MPO: N Fund Cat: Taking Care Of System AC-State: 1,638 State: 409 Local: 0 Sec Cat: Thin Lift Overlay Awd Date: 2020 Anticipated Fed Cat: NHPP TIP #: Future Cost: 0 Estimate Total: 2,047	Pavement improvements from 0.1 mile east of Vansant Street in Clinton to Rte. PP in Tightwad.						Engineering: 0	2	30	172	0	0
							R/W: 0	0	0	0	0	0
							Construction: 0	0	0	1,843	0	0
							FFOS: 0	0	0	0	0	0
							Payments: 0	0	0	0	0	0
County: Henry Route: RT AA Job No.: 7S3229 Length: 2.00 MPO: N Fund Cat: Taking Care Of System Fed: 119 State: 28 Local: 0 Sec Cat: Thin Lift Overlay Awd Date: 2020 Anticipated Fed Cat: STBG TIP #: Future Cost: 0 Estimate Total: 147	Pavement improvements from Rte. 7 to end of state maintenance.						Engineering: 0	1	1	13	0	0
							R/W: 0	0	0	0	0	0
							Construction: 0	0	0	132	0	0
							FFOS: 0	0	0	0	0	0
							Payments: 0	0	0	0	0	0
County: Henry Route: RT K Job No.: 7S3228 Length: 17.15 MPO: N Fund Cat: Taking Care Of System Fed: 1,012 State: 252 Local: 0 Sec Cat: Thin Lift Overlay Awd Date: 2020 Anticipated Fed Cat: STBG TIP #: Future Cost: 0 Estimate Total: 1,264	Pavement improvements from Rte. 7 to Rte. 52.						Engineering: 0	2	17	107	0	0
							R/W: 0	0	0	0	0	0
							Construction: 0	0	0	1,138	0	0
							FFOS: 0	0	0	0	0	0
							Payments: 0	0	0	0	0	0
County: Henry Route: RT K Job No.: 7S3251 Length: 0.48 MPO: N Fund Cat: Taking Care Of System Fed: 507 State: 125 Local: 0 Sec Cat: N- Ada Trans Awd Date: 2020 Anticipated Fed Cat: STBG TIP #: Future Cost: 0 Estimate Total: 632	ADA Transition Plan improvements at various locations from Graham Street to 2nd Street in Urich.						Engineering: 0	2	81	94	0	0
							R/W: 0	0	2	0	0	0
							Construction: 0	0	0	453	0	0
							FFOS: 0	0	0	0	0	0
							Payments: 0	0	0	0	0	0

* Subject to the approval of the Transportation Improvement Program by the governing Metropolitan Planning Organization.



2018-2022 Highway and Bridge Construction Schedule

Construction contingency applied to construction cost in the year the project is awarded.

Three percent project growth factor compounded annually is applied to right-of-way and construction costs in program years 2, 3, 4, and 5.

No inflation is applied to the Funding From Other Sources (FFOS) or Payments.

Engineering includes PE costs, CE costs and R/W incidentals.

Construction contingency applied to construction cost in the year the project is awarded. Three percent project growth factor compounded annually is applied to right-of-way and construction costs in program years 2, 3, 4, and 5. No inflation is applied to the Funding From Other Sources (FFOS) or Payments. Engineering includes PE costs, CE costs and R/W incidentals.							STATE FISCAL YEAR PROJECT BUDGETING					
							Prior Prog.	7/2017- 6/2018	7/2018- 6/2019	7/2019- 6/2020	7/2020- 6/2021	7/2021- 6/2022
County: Henry Route: RT V Job No.: 7S3135 Length: 0.03 MPO: N Fund Cat: Taking Care Of System Sec Cat: Rehab And Reconst Awd Date: Winter 18 Anticipated Fed Cat: NHPP TIP #: Future Cost: 0 Estimate Total: 1,421	Bridge improvements over Tebo Creek. Project involves bridge N0522.						Engineering: 2 R/W: 0 Construction: 0 FFOS: 0 Payments: 0	327 2 1,090 0 0	0 0 0 0 0	0 0 0 0 0	0 0 0 0 0	
County: Jasper Route: MO 171 Job No.: 7P3262 Length: 14.46 MPO: Y Fund Cat: Taking Care Of System Sec Cat: Thin Lift Overlay Awd Date: 2020 Anticipated Fed Cat: NHPP TIP #: Future Cost: 0 Estimate Total: 2,325	Pavement improvements from Kansas State line to 0.6 mile west of Rte. 43 in Airport Drive.						Engineering: 0 R/W: 0 Construction: 0 FFOS: 0 Payments: 0	2 0 0 0 0	35 0 0 0 0	195 0 2,093 0 0	0 0 0 0 0	
County: Jasper Route: MO 171 Job No.: 7P3263 Length: 4.00 MPO: Y Fund Cat: Taking Care Of System Sec Cat: Thin Lift Overlay Awd Date: 2020 Anticipated Fed Cat: NHPP TIP #: Future Cost: 0 Estimate Total: 1,963	Pavement improvements from 0.6 mile west of Rte. 43 in Airport Drive to east of Centennial Avenue in Webb City.						Engineering: 0 R/W: 0 Construction: 0 FFOS: 0 Payments: 0	2 0 0 0 0	29 0 0 0 0	165 0 1,767 0 0	0 0 0 0 0	
County: Jasper Route: MO 171 Job No.: 7P3268 Length: 7.73 MPO: Y Fund Cat: Taking Care Of System Sec Cat: Thin Lift Overlay Awd Date: 2020 Anticipated Fed Cat: NHPP TIP #: Future Cost: 0 Estimate Total: 3,355	Pavement improvements from east of Centennial Avenue in Webb City to I-49 in Carthage.						Engineering: 0 R/W: 0 Construction: 0 FFOS: 0 Payments: 0	2 0 0 0 0	52 0 0 0 0	281 0 3,020 0 0	0 0 0 0 0	
County: Jasper Route: MO 171 Job No.: 7P3282 Length: 0.12 MPO: N Fund Cat: Taking Care Of System Sec Cat: N- Ada Trans Awd Date: 2020 Anticipated Fed Cat: STBG TIP #: Future Cost: 0 Estimate Total: 117	ADA Transition Plan improvements at various locations from Oak Road to Main Street in Asbury.						Engineering: 0 R/W: 0 Construction: 0 FFOS: 0 Payments: 0	2 0 0 0 0	10 2 0 0 0	16 0 87 0 0	0 0 0 0 0	

* Subject to the approval of the Transportation Improvement Program by the governing Metropolitan Planning Organization.



2018-2022 Highway and Bridge Construction Schedule

Transportation Planning

P.O. Box 270
Jefferson City, MO 65102

Construction contingency applied to construction cost in the year the project is awarded.

Three percent project growth factor compounded annually is applied to right-of-way and construction costs in program years 2, 3, 4, and 5.

No inflation is applied to the Funding From Other Sources (FFOS) or Payments.

Engineering includes PE costs, CE costs and R/W incidentals.

Construction contingency applied to construction cost in the year the project is awarded. Three percent project growth factor compounded annually is applied to right-of-way and construction costs in program years 2, 3, 4, and 5. No inflation is applied to the Funding From Other Sources (FFOS) or Payments. Engineering includes PE costs, CE costs and R/W incidentals.													STATE FISCAL YEAR PROJECT BUDGETING						
													Prior Prog.	7/2017- 6/2018	7/2018- 6/2019	7/2019- 6/2020	7/2020- 6/2021	7/2021- 6/2022	
County: Jasper	ADA Transition Plan improvements at various locations from the Frisco Greenway Trail to Main Street in Webb City.												Engineering:	0	2	37	46	0	0
Route: MO 171													R/W:	0	0	2	0	0	0
Job No.: 7P3283													Construction:	0	0	0	214	0	0
Length: 0.87	MPO: Y											FFOS:	0	0	0	0	0	0	
Fund Cat: Taking Care Of System											Fed: 242	State: 59	Local: 0						
Sec Cat: N- Ada Trans	Awd Date: 2020		Anticipated Fed Cat: STBG										Payments:	0	0	0	0	0	0
TIP #:	Future Cost: 0										Estimate Total: 301								
County: Jasper	Railroad crossing safety improvements at Rte. YY in Carl Junction. \$76,000 STP Rail Safety and \$19,000 Grade Crossing Safety Account.												Engineering:	32	1	1	1	18	8
Route: MO 171													R/W:	0	0	0	0	0	0
Job No.: 7S2230													Construction:	0	0	0	0	0	107
Length: 0.81	MPO: Y											FFOS:	0	0	0	0	0	95	
Fund Cat: Safety											Fed: 122	State: 14	Local: 0						
Sec Cat: Safety	Awd Date: 2022		Anticipated Fed Cat: Safety										Payments:	0	0	0	0	0	0
TIP #:	09HS-12		Future Cost: 0										Estimate Total: 168						
County: Jasper	Pavement improvements from Rte. 171 in Cartersville to 20th Street in Joplin.												Engineering:	2	124	113	0	0	0
Route: MO 249													R/W:	0	0	0	0	0	0
Job No.: 7P3139													Construction:	0	0	1,659	0	0	0
Length: 5.16	MPO: Y											FFOS:	0	0	0	0	0	0	
Fund Cat: Taking Care Of System											Fed: 1,517	State: 379	Local: 0						
Sec Cat: Thin Lift Overlay	Awd Date: Fall 18		Anticipated Fed Cat: NHPP										Payments:	0	0	0	0	0	0
TIP #:	03HS-17		Future Cost: 0										Estimate Total: 1,898						
County: Jasper	Bridge improvements over Center Creek. Project involves bridge L0580.												Engineering:	2	147	107	0	0	0
Route: MO 37													R/W:	0	2	0	0	0	0
Job No.: 7P3157													Construction:	0	0	1,690	0	0	0
Length: 0.07	MPO: N											FFOS:	0	0	0	0	0	0	
Fund Cat: Taking Care Of System											Fed: 1,558	State: 388	Local: 0						
Sec Cat: Rehab And Reconst	Awd Date: 2019		Anticipated Fed Cat: NHPP										Payments:	0	0	0	0	0	0
TIP #:	Future Cost: 0										Estimate Total: 1,948								
County: Jasper	Pavement improvements on Hearnese Boulevard from north of Rte. FF (32nd. Street) to I-44.												Engineering:	2	31	0	0	0	0
Route: MO 43													R/W:	0	0	0	0	0	0
Job No.: 7S2227D													Construction:	0	426	0	0	0	0
Length: 1.26	MPO: Y											FFOS:	0	0	0	0	0	0	
Fund Cat: Taking Care Of System											Fed: 366	State: 91	Local: 0						
Sec Cat: Low Type Resurfacing	Awd Date: Fall 17		Anticipated Fed Cat: NHPP										Payments:	0	0	0	0	0	0
TIP #:	04HS-17		Future Cost: 0										Estimate Total: 459						

* Subject to the approval of the Transportation Improvement Program by the governing Metropolitan Planning Organization.

Jun-8-2017

Section 4 - 14

District Southwest

Dollars in Thousands



2018-2022 Highway and Bridge Construction Schedule

Construction contingency applied to construction cost in the year the project is awarded.

Three percent project growth factor compounded annually is applied to right-of-way and construction costs in program years 2, 3, 4, and 5.

No inflation is applied to the Funding From Other Sources (FFOS) or Payments.

Engineering includes PE costs, CE costs and R/W incidentals.

						STATE FISCAL YEAR PROJECT BUDGETING					
						Prior Prog.	7/2017- 6/2018	7/2018- 6/2019	7/2019- 6/2020	7/2020- 6/2021	7/2021- 6/2022
County:	Jasper	Pavement and ramp improvements on various sections from 1.25 miles east of Rte. 37 to 0.5 mile east of the Jasper County line and from 1 mile west of Rte. 97 to 1.15 miles east of Rtes. Z and O near Halltown. \$9,500,000 from SAFETEA-LU Demo ID MO118.				Engineering:	105	2,083	0	0	0
Route:	IS 44					R/W:	0	6	0	0	0
Job No.:	713073					Construction:	0	14,636	0	0	0
Length:	27.72	MPO:	N			FFOS:	0	0	0	0	0
Fund Cat:	Statewide Interstate And Major Bridge	Fed:	15,052	State:	1,673	Local:	0				
Sec Cat:	Preventive Maint	Awd Date:	Fall 17	Anticipated Fed Cat:	NHPP	Payments:	0	0	0	0	0
TIP #:		Future Cost:	0	Estimate Total:	16,830						
County:	Jasper	Bridge improvements over Center Creek. Project involves bridge A0546.				Engineering:	2	206	0	0	0
Route:	IS 44					R/W:	0	0	0	0	0
Job No.:	713198					Construction:	0	1,662	0	0	0
Length:	0.09	MPO:	N			FFOS:	0	0	0	0	0
Fund Cat:	Taking Care Of System	Fed:	1,682	State:	186	Local:	0				
Sec Cat:	Rehab And Reconst	Awd Date:	Winter 18	Anticipated Fed Cat:	NHPP	Payments:	0	0	0	0	0
TIP #:		Future Cost:	0	Estimate Total:	1,870						
County:	Jasper	Preventive maintenance on northbound bridge over MNA Railroad and northbound and southbound bridges over Opossum Creek. Project involves bridges A3400 and A3403.				Engineering:	0	2	31	55	0
Route:	IS 49					R/W:	0	0	0	0	0
Job No.:	713254					Construction:	0	0	0	720	0
Length:	0.08	MPO:	N			FFOS:	0	0	0	0	0
Fund Cat:	Taking Care Of System	Fed:	728	State:	80	Local:	0				
Sec Cat:	Preventive Maint	Awd Date:	2020	Anticipated Fed Cat:	NHPP	Payments:	0	0	0	0	0
TIP #:		Future Cost:	0	Estimate Total:	808						
County:	Jasper	Bridge improvements over Coon Creek. Project involves bridge A3401.				Engineering:	0	2	32	50	0
Route:	IS 49					R/W:	0	0	0	0	0
Job No.:	713256					Construction:	0	0	0	650	0
Length:	0.06	MPO:	N			FFOS:	0	0	0	0	0
Fund Cat:	Taking Care Of System	Fed:	661	State:	73	Local:	0				
Sec Cat:	Rehab And Reconst	Awd Date:	2020	Anticipated Fed Cat:	NHPP	Payments:	0	0	0	0	0
TIP #:		Future Cost:	0	Estimate Total:	734						
County:	Jasper	Bridge improvements over the BNSF Railroad and Spring River. Project involves bridges A3556 and A3557. \$702,732 from SAFETEA-LU Demo ID # MO105.				Engineering:	300	647	0	0	0
Route:	IS 49					R/W:	0	0	0	0	0
Job No.:	7P3000					Construction:	0	4,612	0	0	0
Length:	0.29	MPO:	N			FFOS:	0	0	0	0	0
Fund Cat:	Statewide Interstate And Major Bridge	Fed:	4,733	State:	526	Local:	0				
Sec Cat:	Rehab And Reconst	Awd Date:	Winter 18	Anticipated Fed Cat:	NHPP	Payments:	0	0	0	0	0
TIP #:		Future Cost:	0	Estimate Total:	5,559						

* Subject to the approval of the Transportation Improvement Program by the governing Metropolitan Planning Organization.



2018-2022 Highway and Bridge Construction Schedule

Construction contingency applied to construction cost in the year the project is awarded.

Three percent project growth factor compounded annually is applied to right-of-way and construction costs in program years 2, 3, 4, and 5.

No inflation is applied to the Funding From Other Sources (FFOS) or Payments.

Engineering includes PE costs, CE costs and R/W incidentals.

						STATE FISCAL YEAR PROJECT BUDGETING					
						Prior Prog.	7/2017- 6/2018	7/2018- 6/2019	7/2019- 6/2020	7/2020- 6/2021	7/2021- 6/2022
County: Jasper	Pavement improvements on Madison Avenue/Range Line Road from 10th Street in Webb	Engineering:	21	161	163	0	0	0	0	0	0
Route: LP 49	City to 46th Street in Leawood.	R/W:	0	0	0	0	0	0	0	0	0
Job No.: 7S3116		Construction:	0	0	2,418	0	0	0	0	0	0
Length: 6.70	MPO: Y	FFOS:	0	0	0	0	0	0	0	0	0
Fund Cat: Taking Care Of System	Fed: 2,194 State: 548 Local: 0	Payments:	0	0	0	0	0	0	0	0	0
Sec Cat: Thin Lift Overlay	Awd Date: Fall 18 Anticipated Fed Cat: NHPP										
TIP #: 05HS-17	Future Cost: 0 Estimate Total: 2,763										
County: Jasper	ADA Transition Plan improvements at various locations from 10th Street in Webb City to	Engineering:	2	139	387	0	0	0	0	0	0
Route: LP 49	46th Street in Leawood. \$231,000 Statewide Transportation Alternatives funds.	R/W:	0	2	0	0	0	0	0	0	0
Job No.: 7S3164		Construction:	0	0	1,387	0	0	0	0	0	0
Length: 6.70	MPO: Y	FFOS:	0	0	231	0	0	0	0	0	0
Fund Cat: Taking Care Of System	Fed: 1,533 State: 382 Local: 0	Payments:	0	0	0	0	0	0	0	0	0
Sec Cat: N- Ada Trans	Awd Date: 2019 Anticipated Fed Cat: STBG										
TIP #: 05PED-17	Future Cost: 0 Estimate Total: 1,917										
County: Jasper	Intersection improvements on Garrison Avenue and Fairlawn Avenue at Elk Street in	Engineering:	5	177	177	0	0	0	0	0	0
Route: MO 571	Carthage. \$1,105,471 Carthage.	R/W:	0	232	0	0	0	0	0	0	0
Job No.: 7P3187I		Construction:	0	0	1,649	0	0	0	0	0	0
Length: 0.11	MPO: N	FFOS:	0	0	1,105	0	0	0	0	0	0
Fund Cat: Safety	Fed: 1,072 State: 58 Local: 1,105	Payments:	0	0	0	0	0	0	0	0	0
Sec Cat: Safety	Awd Date: Fall 18 Anticipated Fed Cat: Safety										
TIP #: 05PED-17	Future Cost: 0 Estimate Total: 2,240										
County: Jasper	Pavement improvements from south of Rte. E (Fairview Avenue) to I-49 in Carthage.	Engineering:	0	2	4	40	0	0	0	0	0
Route: MO 571		R/W:	0	0	0	0	0	0	0	0	0
Job No.: 7S3269		Construction:	0	0	0	419	0	0	0	0	0
Length: 2.01	MPO: N	FFOS:	0	0	0	0	0	0	0	0	0
Fund Cat: Taking Care Of System	Fed: 372 State: 93 Local: 0	Payments:	0	0	0	0	0	0	0	0	0
Sec Cat: Thin Lift Overlay	Awd Date: 2020 Anticipated Fed Cat: NHPP										
TIP #: 05PED-17	Future Cost: 0 Estimate Total: 465										
County: Jasper	ADA Transition Plan improvements at various locations from Rte. E (Fairview Avenue) to	Engineering:	0	2	196	221	0	0	0	0	0
Route: MO 571	Rte. HH (Fir Road) in Carthage. \$681,000 Statewide Transportation Alternatives funds.	R/W:	0	0	2	0	0	0	0	0	0
Job No.: 7S3284		Construction:	0	0	0	1,130	0	0	0	0	0
Length: 1.06	MPO: N	FFOS:	0	0	0	681	0	0	0	0	0
Fund Cat: Taking Care Of System	Fed: 1,242 State: 309 Local: 0	Payments:	0	0	0	0	0	0	0	0	0
Sec Cat: N- Ada Trans	Awd Date: 2020 Anticipated Fed Cat: STBG										
TIP #: 05PED-17	Future Cost: 0 Estimate Total: 1,551										

* Subject to the approval of the Transportation Improvement Program by the governing Metropolitan Planning Organization.



2018-2022 Highway and Bridge Construction Schedule

Transportation Planning

P.O. Box 270
Jefferson City, MO 65802

Construction contingency applied to construction cost in the year the project is awarded.

Three percent project growth factor compounded annually is applied to right-of-way and construction costs in program years 2, 3, 4, and 5.

No inflation is applied to the Funding From Other Sources (FFOS) or Payments.

Engineering includes PE costs, CE costs and R/W incidentals.

						STATE FISCAL YEAR PROJECT BUDGETING					
						Prior Prog.	7/2017- 6/2018	7/2018- 6/2019	7/2019- 6/2020	7/2020- 6/2021	7/2021- 6/2022
County:	Jasper	Pavement and safety improvements on Rte. 59 from I-44 to Rte. 60, on Rte. V from I-49 to Rte. 59, and on Rte. J from Rte. 59 to Rte. 37. \$417,000 Open Container funds.				Engineering:	38	637	0	0	0
Route:	MO 59					R/W:	0	0	0	0	0
Job No.:	7P3127					Construction:	0	4,792	0	0	0
Length:	31.88	MPO:	N			FFOS:	0	417	0	0	0
Fund Cat:	Taking Care Of System	Fed:	4,344	State:	1,085	Local:	0				
Sec Cat:	Thin Lift Overlay	Awd Date:	Fall 17	Anticipated Fed Cat:	STBG	Payments:	0	0	0	0	0
TIP #:		Future Cost:	0	Estimate Total:	5,467						
County:	Jasper	Pavement improvements from 0.1 mile west of Loop 49 (Range Line Road) to 0.2 mile west of Rte. 249.				Engineering:	4	54	0	0	0
Route:	MO 66					R/W:	0	0	0	0	0
Job No.:	7S3118					Construction:	0	751	0	0	0
Length:	2.78	MPO:	Y			FFOS:	0	0	0	0	0
Fund Cat:	Taking Care Of System	Fed:	645	State:	160	Local:	0				
Sec Cat:	Thin Lift Overlay	Awd Date:	Fall 17	Anticipated Fed Cat:	NHPP	Payments:	0	0	0	0	0
TIP #:	07HS-17	Future Cost:	0	Estimate Total:	809						
County:	Jasper	Pavement improvements on undivided lanes from 0.8 mile west of Rte. P to Rte. P and on divided lanes westbound only from Rte. P to the Kansas State line.				Engineering:	5	102	0	0	0
Route:	MO 66					R/W:	0	0	0	0	0
Job No.:	7S3129					Construction:	0	730	0	0	0
Length:	3.96	MPO:	Y			FFOS:	0	0	0	0	0
Fund Cat:	Taking Care Of System	Fed:	666	State:	166	Local:	0				
Sec Cat:	Thin Lift Overlay	Awd Date:	Fall 17	Anticipated Fed Cat:	STBG	Payments:	0	0	0	0	0
TIP #:	08HS-17	Future Cost:	0	Estimate Total:	837						
County:	Jasper	ADA Transition Plan improvements at Rte. P (Schifferdecker Avenue) in Joplin.				Engineering:	12	9	0	0	0
Route:	MO 66					R/W:	0	2	0	0	0
Job No.:	7S3136					Construction:	0	87	0	0	0
Length:	0.04	MPO:	Y			FFOS:	0	0	0	0	0
Fund Cat:	Taking Care Of System	Fed:	80	State:	18	Local:	0				
Sec Cat:	N- Ada Trans	Awd Date:	Winter 18	Anticipated Fed Cat:	STBG	Payments:	0	0	0	0	0
TIP #:	06PED-17	Future Cost:	0	Estimate Total:	110						
County:	Jasper	ADA Transition Plan improvements at various locations on East Seventh Street from east of Loop 49 (Range Line Road) to west of Rte. 249.				Engineering:	10	66	0	0	0
Route:	MO 66					R/W:	0	2	0	0	0
Job No.:	7S3156					Construction:	0	935	0	0	0
Length:	2.46	MPO:	Y			FFOS:	0	0	0	0	0
Fund Cat:	Taking Care Of System	Fed:	803	State:	200	Local:	0				
Sec Cat:	N- Ada Trans	Awd Date:	Winter 18	Anticipated Fed Cat:	STBG	Payments:	0	0	0	0	0
TIP #:	07PED-17	Future Cost:	0	Estimate Total:	1,013						

* Subject to the approval of the Transportation Improvement Program by the governing Metropolitan Planning Organization.

Jun-8-2017

Section 4 - 17

District Southwest

Dollars in Thousands



2018-2022 Highway and Bridge Construction Schedule

Transportation Planning

P.O. Box 270
Jefferson City, MO 65102

Construction contingency applied to construction cost in the year the project is awarded.

Three percent project growth factor compounded annually is applied to right-of-way and construction costs in program years 2, 3, 4, and 5.

No inflation is applied to the Funding From Other Sources (FFOS) or Payments.

Engineering includes PE costs, CE costs and R/W incidentals.

Construction contingency applied to construction cost in the year the project is awarded. Three percent project growth factor compounded annually is applied to right-of-way and construction costs in program years 2, 3, 4, and 5. No inflation is applied to the Funding From Other Sources (FFOS) or Payments. Engineering includes PE costs, CE costs and R/W incidentals.							STATE FISCAL YEAR PROJECT BUDGETING						
							Prior Prog.	7/2017- 6/2018	7/2018- 6/2019	7/2019- 6/2020	7/2020- 6/2021	7/2021- 6/2022	
County: Jasper Route: RT D Job No.: 7S0518 Length: 0.11 MPO: Y Fund Cat: Taking Care Of System Sec Cat: Rehab And Reconst Awd Date: 2019 Anticipated Fed Cat: NHPP TIP #: Future Cost: 0 Estimate Total: 4,087	Bridge improvements over Center Creek. Project involves bridge T0425.						Engineering:	0	452	320	0	0	0
							R/W:	0	65	0	0	0	0
							Construction:	0	0	3,250	0	0	0
							FFOS:	0	0	0	0	0	0
							Payments:	0	0	0	0	0	0
County: Jasper Route: RT FF Job No.: 7S3131 Length: 4.69 MPO: Y Fund Cat: Taking Care Of System Sec Cat: Thin Lift Overlay Awd Date: Fall 18 Anticipated Fed Cat: NHPP TIP #: Future Cost: 0 Estimate Total: 1,887	Pavement improvements from Rte. 43 (Main Street) to I-49.						Engineering:	2	97	116	0	0	0
							R/W:	0	0	0	0	0	0
							Construction:	0	0	1,672	0	0	0
							FFOS:	0	0	0	0	0	0
							Payments:	0	0	0	0	0	0
County: Jasper Route: RT FF Job No.: 7S3160 Length: 4.69 MPO: Y Fund Cat: Taking Care Of System Sec Cat: N- Ada Trans Awd Date: Winter 18 Anticipated Fed Cat: STBG TIP #: Future Cost: 0 Estimate Total: 2,344	ADA Transition Plan improvements at various locations from Rte. 43 (Main Street) to 0.2 mile west of I-49. \$1,164,000 Statewide Transportation Alternatives funds.						Engineering:	10	202	0	0	0	0
							R/W:	0	2	0	0	0	0
							Construction:	0	2,130	0	0	0	0
							FFOS:	0	1,164	0	0	0	0
							Payments:	0	0	0	0	0	0
County: Jasper Route: RT H Job No.: 7S3224 Length: 18.86 MPO: N Fund Cat: Taking Care Of System Sec Cat: Thin Lift Overlay Awd Date: 2020 Anticipated Fed Cat: STBG TIP #: Future Cost: 0 Estimate Total: 1,126	Pavement improvements from Rte. 171 to I-49.						Engineering:	0	2	15	96	0	0
							R/W:	0	0	0	0	0	0
							Construction:	0	0	0	1,013	0	0
							FFOS:	0	0	0	0	0	0
							Payments:	0	0	0	0	0	0
County: Jasper Route: RT H Job No.: 7S3247 Length: 0.36 MPO: N Fund Cat: Taking Care Of System Sec Cat: N- Ada Trans Awd Date: 2020 Anticipated Fed Cat: STBG TIP #: Future Cost: 0 Estimate Total: 325	ADA Transition Plan improvements at various locations from Park Street to 4th Street in Jasper.						Engineering:	0	2	37	46	0	0
							R/W:	0	0	2	0	0	0
							Construction:	0	0	0	238	0	0
							FFOS:	0	0	0	0	0	0
							Payments:	0	0	0	0	0	0

* Subject to the approval of the Transportation Improvement Program by the governing Metropolitan Planning Organization.

Jun-8-2017

Section 4 - 18

District Southwest

Dollars in Thousands



2018-2022 Highway and Bridge Construction Schedule

Construction contingency applied to construction cost in the year the project is awarded.

Three percent project growth factor compounded annually is applied to right-of-way and construction costs in program years 2, 3, 4, and 5.

No inflation is applied to the Funding From Other Sources (FFOS) or Payments.

Engineering includes PE costs, CE costs and R/W incidentals.

						STATE FISCAL YEAR PROJECT BUDGETING					
						Prior Prog.	7/2017- 6/2018	7/2018- 6/2019	7/2019- 6/2020	7/2020- 6/2021	7/2021- 6/2022
County: Jasper	Pavement and safety improvements on Rte. HH from Rte. AA to Rte. 571 and on Rte. AA					Engineering:	8	284	0	0	0
Route: RT HH	from Rte. HH to Rte. VV.					R/W:	0	0	0	0	0
Job No.: 7S3055						Construction:	0	1,089	0	0	0
Length: 7.91	MPO: Y					FFOS:	0	0	0	0	0
Fund Cat: Taking Care Of System					Fed: 1,098 State: 275 Local: 0	Payments:	0	0	0	0	0
Sec Cat: Thin Lift Overlay	Awd Date: Fall 17	Anticipated Fed Cat: STBG									
TIP #: 13HS-17	Future Cost: 0				Estimate Total: 1,381						
County: Jasper	ADA Transition Plan improvements on Fir Road at Rte. 571 (Grand Avenue) in Carthage					Engineering:	16	20	0	0	0
Route: RT HH	and at various locations on Rte. P (Schifferdecker Avenue) from Perkins Street to Rte. 66					R/W:	0	2	0	0	0
Job No.: 7S3143	(7th Street) in Joplin.					Construction:	0	79	0	0	0
Length: 0.76	MPO: N					FFOS:	0	0	0	0	0
Fund Cat: Taking Care Of System					Fed: 82 State: 19 Local: 0	Payments:	0	0	0	0	0
Sec Cat: N- Ada Trans	Awd Date: Winter 18	Anticipated Fed Cat: STBG									
TIP #: 	Future Cost: 0				Estimate Total: 117						
County: Jasper	Pavement improvements from Rte. 43 to I-49 at Carytown.					Engineering:	0	2	7	58	0
Route: RT M						R/W:	0	0	0	0	0
Job No.: 7S3225						Construction:	0	0	0	609	0
Length: 9.90	MPO: N					FFOS:	0	0	0	0	0
Fund Cat: Taking Care Of System					Fed: 542 State: 134 Local: 0	Payments:	0	0	0	0	0
Sec Cat: Thin Lift Overlay	Awd Date: 2020	Anticipated Fed Cat: STBG									
TIP #: 	Future Cost: 0				Estimate Total: 676						
County: Jasper	Pavement improvements from Rte. 96 to Rte. D at Oronogo.					Engineering:	0	1	1	15	0
Route: RT MM						R/W:	0	0	0	0	0
Job No.: 7S3226						Construction:	0	0	0	150	0
Length: 1.63	MPO: Y					FFOS:	0	0	0	0	0
Fund Cat: Taking Care Of System					Fed: 134 State: 33 Local: 0	Payments:	0	0	0	0	0
Sec Cat: Thin Lift Overlay	Awd Date: 2020	Anticipated Fed Cat: STBG									
TIP #: 	Future Cost: 0				Estimate Total: 167						
County: Jasper	ADA Transition Plan improvements at various locations from 3rd Street to Grant Street					Engineering:	0	2	60	71	0
Route: RT MM	in Oronogo.					R/W:	0	0	2	0	0
Job No.: 7S3253						Construction:	0	0	0	338	0
Length: 0.40	MPO: Y					FFOS:	0	0	0	0	0
Fund Cat: Taking Care Of System					Fed: 379 State: 94 Local: 0	Payments:	0	0	0	0	0
Sec Cat: N- Ada Trans	Awd Date: 2020	Anticipated Fed Cat: STBG									
TIP #: 	Future Cost: 0				Estimate Total: 473						

* Subject to the approval of the Transportation Improvement Program by the governing Metropolitan Planning Organization.



2018-2022 Highway and Bridge Construction Schedule

Transportation Planning

P.O. Box 270
Jefferson City, MO 65802

Construction contingency applied to construction cost in the year the project is awarded.

Three percent project growth factor compounded annually is applied to right-of-way and construction costs in program years 2, 3, 4, and 5.

No inflation is applied to the Funding From Other Sources (FFOS) or Payments.

Engineering includes PE costs, CE costs and R/W incidentals.

Construction contingency applied to construction cost in the year the project is awarded. Three percent project growth factor compounded annually is applied to right-of-way and construction costs in program years 2, 3, 4, and 5. No inflation is applied to the Funding From Other Sources (FFOS) or Payments. Engineering includes PE costs, CE costs and R/W incidentals.							STATE FISCAL YEAR PROJECT BUDGETING						
							Prior Prog.	7/2017- 6/2018	7/2018- 6/2019	7/2019- 6/2020	7/2020- 6/2021	7/2021- 6/2022	
County: Jasper	Pavement and safety improvements on Rte. P from Rte. JJ to Rte. 66, on Rte. JJ from Rte. Z to Rte. P, on Rte. Z from Rte. YY to Rte. 171 and on Rte. YY from the Kansas State line to Rte. 171.						Engineering:	18	225	0	0	0	0
Route: RT P							R/W:	0	0	0	0	0	0
Job No.: 7S3144							Construction:	0	1,707	0	0	0	0
Length: 15.14	MPO: Y						FFOS:	0	0	0	0	0	0
Fund Cat: Taking Care Of System	Fed: 1,546 State: 386 Local: 0					Payments:	0	0	0	0	0	0	
Sec Cat: Thin Lift Overlay	Awd Date: Fall 17	Anticipated Fed Cat: STBG											
TIP #: 14HS-17	Future Cost: 0 Estimate Total: 1,950												
County: Jasper	Pavement improvements on Newman Road from Loop 49 (Range Line Road) to 0.1 mile east of Duquesne Road.						Engineering:	10	92	0	0	0	0
Route: RT TT							R/W:	0	0	0	0	0	0
Job No.: 7S3162							Construction:	0	523	0	0	0	0
Length: 1.04	MPO: Y						FFOS:	0	0	0	0	0	0
Fund Cat: Taking Care Of System	Fed: 492 State: 123 Local: 0					Payments:	0	0	0	0	0	0	
Sec Cat: Thin Lift Overlay	Awd Date: Fall 17	Anticipated Fed Cat: STBG											
TIP #: 15HS-17	Future Cost: 0 Estimate Total: 625												
County: Jasper	ADA Transition Plan improvements at various locations on Newman Road from Loop 49 (Range Line Road) to 0.1 mile east of Duquesne Road. \$42,000 Statewide Transportation Alternatives funds.						Engineering:	12	9	0	0	0	0
Route: RT TT							R/W:	0	2	0	0	0	0
Job No.: 7S3163							Construction:	0	92	0	0	0	0
Length: 1.04	MPO: Y						FFOS:	0	42	0	0	0	0
Fund Cat: Taking Care Of System	Fed: 84 State: 19 Local: 0					Payments:	0	0	0	0	0	0	
Sec Cat: N- Ada Trans	Awd Date: Winter 18	Anticipated Fed Cat: STBG											
TIP #: 09PED-17	Future Cost: 0 Estimate Total: 115												
County: Jasper	Bridge improvements over Spring River. Project involves bridge A1963.						Engineering:	2	2	77	86	0	0
Route: RT U							R/W:	0	0	0	0	0	0
Job No.: 7S3172							Construction:	0	0	0	923	0	0
Length: 0.09	MPO: N						FFOS:	0	0	0	0	0	0
Fund Cat: Taking Care Of System	Fed: 871 State: 217 Local: 0					Payments:	0	0	0	0	0	0	
Sec Cat: Rehab And Reconst	Awd Date: 2020	Anticipated Fed Cat: NHPP											
TIP #: 7S3172	Future Cost: 0 Estimate Total: 1,090												
County: Jasper	Pavement improvements from Rte. 249 to Rte. AA.						Engineering:	0	17	0	0	0	0
Route: RT VV							R/W:	0	0	0	0	0	0
Job No.: 7S3257							Construction:	0	122	0	0	0	0
Length: 0.83	MPO: Y						FFOS:	0	0	0	0	0	0
Fund Cat: Taking Care Of System	Fed: 111 State: 28 Local: 0					Payments:	0	0	0	0	0	0	
Sec Cat: Thin Lift Overlay	Awd Date: Fall 17	Anticipated Fed Cat: STBG											
TIP #: 7S3257	Future Cost: 0 Estimate Total: 139												

* Subject to the approval of the Transportation Improvement Program by the governing Metropolitan Planning Organization.

Jun-8-2017

Section 4 - 20

District Southwest

Dollars in Thousands



2018-2022 Highway and Bridge Construction Schedule

Construction contingency applied to construction cost in the year the project is awarded.

Three percent project growth factor compounded annually is applied to right-of-way and construction costs in program years 2, 3, 4, and 5.

No inflation is applied to the Funding From Other Sources (FFOS) or Payments.

Engineering includes PE costs, CE costs and R/W incidentals.

Construction contingency applied to construction cost in the year the project is awarded. Three percent project growth factor compounded annually is applied to right-of-way and construction costs in program years 2, 3, 4, and 5. No inflation is applied to the Funding From Other Sources (FFOS) or Payments. Engineering includes PE costs, CE costs and R/W incidentals.							STATE FISCAL YEAR PROJECT BUDGETING						
							Prior Prog.	7/2017- 6/2018	7/2018- 6/2019	7/2019- 6/2020	7/2020- 6/2021	7/2021- 6/2022	
County: Johnson Route: RT B Job No.: 7S3227 Length: 11.47 MPO: N Fund Cat: Taking Care Of System Sec Cat: Thin Lift Overlay Awd Date: 2020 Anticipated Fed Cat: STBG TIP #: Future Cost: 0 Estimate Total: 833	Pavement improvements from Rte. 2 to Rte. 7 near Urich.						Engineering:	0	2	10	71	0	0
							R/W:	0	0	0	0	0	0
							Construction:	0	0	0	750	0	0
							FFOS:	0	0	0	0	0	0
							Payments:	0	0	0	0	0	0
County: Lawrence Route: CRD 1100 Job No.: 7P2229E Length: 0.04 MPO: N Fund Cat: Taking Care Of System Sec Cat: Preventive Maint Awd Date: 2020 Anticipated Fed Cat: NHPP TIP #: Future Cost: 0 Estimate Total: 170	Preventive maintenance on bridge over I-44. Project involves bridge R0198.						Engineering:	2	2	2	109	0	0
							R/W:	0	0	0	0	0	0
							Construction:	0	0	0	55	0	0
							FFOS:	0	0	0	0	0	0
							Payments:	0	0	0	0	0	0
County: Lawrence Route: MO 39 Job No.: 7T0043 Length: 0.54 MPO: N Fund Cat: Safety Sec Cat: Safety Awd Date: Spring 18 Anticipated Fed Cat: STBG TIP #: Future Cost: 0 Estimate Total: 5,666	Rail crossing improvements on Carnation Dr at BNSF Railroad and Rte K (Elliot St) at BNSF and MNA Railways in Aurora. Close at-grade crossings on Morgan Ave and McNatt Ave. Project involves bridge A8319. \$2,700,000 STP Rail Safety, \$300,000 Grade Crossing Safety Acct.						Engineering:	141	438	0	0	0	0
							R/W:	297	0	0	0	0	0
							Construction:	0	4,790	0	0	0	0
							FFOS:	205	2,795	0	0	0	0
							Payments:	0	0	0	0	0	0
County: Lawrence Route: IS 44 Job No.: 7I3074 Length: 4.69 MPO: N Fund Cat: Statewide Interstate And Major Bridge Sec Cat: Preventive Maint Awd Date: Fall 17 Anticipated Fed Cat: NHPP TIP #: Future Cost: 0 Estimate Total: 5,802	Pavement improvements on various sections from east of the Jasper County line to west of Rte. 97. Project involves bridge R0136.						Engineering:	30	583	0	0	0	0
							R/W:	0	0	0	0	0	0
							Construction:	0	5,189	0	0	0	0
							FFOS:	0	0	0	0	0	0
							Payments:	0	0	0	0	0	0
County: Lawrence Route: LP 44 Job No.: 7S3273 Length: 2.56 MPO: N Fund Cat: Taking Care Of System Sec Cat: Thin Lift Overlay Awd Date: Fall 18 Anticipated Fed Cat: STBG TIP #: Future Cost: 0 Estimate Total: 739	Pavement improvements from I-44 at Rte. H to I-44 at Rte. 265 in Mount Vernon.						Engineering:	0	11	65	0	0	0
							R/W:	0	0	0	0	0	0
							Construction:	0	0	663	0	0	0
							FFOS:	0	0	0	0	0	0
							Payments:	0	0	0	0	0	0

* Subject to the approval of the Transportation Improvement Program by the governing Metropolitan Planning Organization.



2018-2022 Highway and Bridge Construction Schedule

Transportation Planning

P.O. Box 270
Jefferson City, MO 65102

Construction contingency applied to construction cost in the year the project is awarded.

Three percent project growth factor compounded annually is applied to right-of-way and construction costs in program years 2, 3, 4, and 5.

No inflation is applied to the Funding From Other Sources (FFOS) or Payments.

Engineering includes PE costs, CE costs and R/W incidentals.

Construction contingency applied to construction cost in the year the project is awarded. Three percent project growth factor compounded annually is applied to right-of-way and construction costs in program years 2, 3, 4, and 5. No inflation is applied to the Funding From Other Sources (FFOS) or Payments. Engineering includes PE costs, CE costs and R/W incidentals.												STATE FISCAL YEAR PROJECT BUDGETING						
												Prior Prog.	7/2017- 6/2018	7/2018- 6/2019	7/2019- 6/2020	7/2020- 6/2021	7/2021- 6/2022	
County: McDonald	Job Order Contracting for pavement repair from Rte. 59 to 0.7 mile south of Rte. H.											Engineering:	0	9	0	0	0	0
Route: IS 49												R/W:	0	0	0	0	0	0
Job No.: 0I3004Y												Construction:	0	60	0	0	0	0
Length: 10.74	MPO: N										FFOS:	0	0	0	0	0		
Fund Cat: Statewide Interstate And Major Bridge	AC-State: 62	State: 7	Local: 0								Payments:	0	0	0	0	0		
Sec Cat: Preventive Maint	Awd Date: Winter 18	Anticipated Fed Cat: NHPP																
TIP #:	Future Cost: 0	Estimate Total: 69																
County: McDonald	Roadway improvements from Pineville to the Arkansas State line (Bella Vista).											Engineering:	10,703	2	2	2	2,766	0
Route: Future I-49	Construction funding from 7P2157. Amendment 3 new major project.											R/W:	4,610	0	0	0	0	0
Job No.: 7P0601												Construction:	0	0	0	0	20,147	0
Length: 0.00	MPO: N										FFOS:	0	0	0	0	0	0	
Fund Cat: Amendment 3	Fed: 18,337	State: 4,582	Local: 0								Payments:	0	0	0	0	0		
Sec Cat: System Expansion	Awd Date: 2021	Anticipated Fed Cat: NHPP																
TIP #: 7P0601	Future Cost: 25,001 - 50,000	Estimate Total: 38,232																
County: McDonald	Demolition of structures on future roadway alignment between end of I-49 and Arkansas State line.											Engineering:	0	2	6	0	0	0
Route: Future I-49												R/W:	0	0	0	0	0	0
Job No.: 7P0601O												Construction:	0	0	225	0	0	0
Length: 0.00	MPO: N										FFOS:	0	0	0	0	0	0	
Fund Cat: Flexible & Other	Fed: 187	State: 46	Local: 0								Payments:	0	0	0	0	0		
Sec Cat: System Expansion	Awd Date: Summer 18	Anticipated Fed Cat: STBG																
TIP #:	Future Cost: 0	Estimate Total: 233																
County: McDonald	Bridge improvements over Pine Creek. Project involves bridge R0251.											Engineering:	2	80	60	0	0	0
Route: RT KK												R/W:	0	2	0	0	0	0
Job No.: 7S3158												Construction:	0	0	869	0	0	0
Length: 0.02	MPO: N										FFOS:	0	0	0	0	0	0	
Fund Cat: Taking Care Of System	Fed: 809	State: 202	Local: 0								Payments:	0	0	0	0	0		
Sec Cat: Rehab And Reconst	Awd Date: 2019	Anticipated Fed Cat: NHPP																
TIP #:	Future Cost: 0	Estimate Total: 1,013																
County: McDonald	Bridge improvements over Star Hollow Creek. Project involves bridge N0897.											Engineering:	2	44	58	0	0	0
Route: RT U												R/W:	0	0	0	0	0	0
Job No.: 7S3159												Construction:	0	0	425	0	0	0
Length: 0.03	MPO: N										FFOS:	0	0	0	0	0	0	
Fund Cat: Taking Care Of System	Fed: 422	State: 105	Local: 0								Payments:	0	0	0	0	0		
Sec Cat: Rehab And Reconst	Awd Date: 2019	Anticipated Fed Cat: NHPP																
TIP #:	Future Cost: 0	Estimate Total: 529																

* Subject to the approval of the Transportation Improvement Program by the governing Metropolitan Planning Organization.

Jun-8-2017

Section 4 - 22

District Southwest

Dollars in Thousands



2018-2022 Highway and Bridge Construction Schedule

Construction contingency applied to construction cost in the year the project is awarded.

Three percent project growth factor compounded annually is applied to right-of-way and construction costs in program years 2, 3, 4, and 5.

No inflation is applied to the Funding From Other Sources (FFOS) or Payments.

Engineering includes PE costs, CE costs and R/W incidentals.

						STATE FISCAL YEAR PROJECT BUDGETING					
						Prior Prog.	7/2017- 6/2018	7/2018- 6/2019	7/2019- 6/2020	7/2020- 6/2021	7/2021- 6/2022
County: Newton	Pavement and safety improvements from I-44 in Joplin to Rte. 60 in Seneca.					Engineering:	21	307	0	0	0
Route: MO 43						R/W:	0	0	0	0	0
Job No.: 7S3177						Construction:	0	2,232	0	0	0
Length: 13.83	MPO: Y					FFOS:	0	0	0	0	0
Fund Cat: Taking Care Of System					Fed: 2,031 State: 508 Local: 0	Payments:	0	0	0	0	0
Sec Cat: Thin Lift Overlay	Awd Date: Fall 17	Anticipated Fed Cat: STBG									
TIP #: 22HS-17	Future Cost: 0				Estimate Total: 2,560						
County: Newton	ADA Transition Plan improvements at various locations from Osage Street to Oneida Street in Seneca.					Engineering:	2	5	0	0	0
Route: MO 43						R/W:	0	2	0	0	0
Job No.: 7S3179						Construction:	0	51	0	0	0
Length: 0.45	MPO: N					FFOS:	0	0	0	0	0
Fund Cat: Taking Care Of System					Fed: 47 State: 11 Local: 0	Payments:	0	0	0	0	0
Sec Cat: N- Ada Trans	Awd Date: Winter 18	Anticipated Fed Cat: STBG									
TIP #: 22HS-17	Future Cost: 0				Estimate Total: 60						
County: Newton	Job Order Contracting for pavement repair from the Oklahoma State line to Rte. 360 in Greene County.					Engineering:	0	19	0	0	0
Route: IS 44						R/W:	0	0	0	0	0
Job No.: 0I3004N						Construction:	0	200	0	0	0
Length: 69.11	MPO: Y					FFOS:	0	0	0	0	0
Fund Cat: Statewide Interstate And Major Bridge					AC-State: 197 State: 22 Local: 0	Payments:	0	0	0	0	0
Sec Cat: Preventive Maint	Awd Date: Winter 18	Anticipated Fed Cat: NHPP									
TIP #: 01HS-16	Future Cost: 0				Estimate Total: 219						
County: Newton	Pavement improvements from 0.4 mile east of Loop 49 (Range Line Road) in Joplin to 1.5 miles east of Rte. 37 near Sarcoxie.					Engineering:	4	313	401	0	0
Route: IS 44						R/W:	0	0	0	0	0
Job No.: 7I3084						Construction:	0	0	8,375	0	0
Length: 18.73	MPO: Y					FFOS:	0	0	0	0	0
Fund Cat: Taking Care Of System					Fed: 8,180 State: 909 Local: 0	Payments:	0	0	0	0	0
Sec Cat: Rehab And Reconst	Awd Date: Fall 18	Anticipated Fed Cat: NHPP									
TIP #: 01HS-16	Future Cost: 0				Estimate Total: 9,093						
County: Newton	Bridge improvements over Shoal Creek. Project involves bridges L0798 and L0799.					Engineering:	0	461	0	0	0
Route: IS 44						R/W:	0	0	0	0	0
Job No.: 7I3204						Construction:	0	3,432	0	0	0
Length: 0.12	MPO: Y					FFOS:	0	0	0	0	0
Fund Cat: Taking Care Of System					Fed: 3,504 State: 389 Local: 0	Payments:	0	0	0	0	0
Sec Cat: Rehab And Reconst	Awd Date: Winter 18	Anticipated Fed Cat: NHPP									
TIP #: 01HS-16	Future Cost: 0				Estimate Total: 3,893						

* Subject to the approval of the Transportation Improvement Program by the governing Metropolitan Planning Organization.



2018-2022 Highway and Bridge Construction Schedule

Construction contingency applied to construction cost in the year the project is awarded.

Three percent project growth factor compounded annually is applied to right-of-way and construction costs in program years 2, 3, 4, and 5.

No inflation is applied to the Funding From Other Sources (FFOS) or Payments.

Engineering includes PE costs, CE costs and R/W incidentals.

Construction contingency applied to construction cost in the year the project is awarded. Three percent project growth factor compounded annually is applied to right-of-way and construction costs in program years 2, 3, 4, and 5. No inflation is applied to the Funding From Other Sources (FFOS) or Payments. Engineering includes PE costs, CE costs and R/W incidentals.							STATE FISCAL YEAR PROJECT BUDGETING						
							Prior Prog.	7/2017- 6/2018	7/2018- 6/2019	7/2019- 6/2020	7/2020- 6/2021	7/2021- 6/2022	
County: Newton	Job Order Contracting for bridge repair in Newton, Jasper and Lawrence counties.						Engineering:	0	70	0	0	0	0
Route: IS 44							R/W:	0	0	0	0	0	0
Job No.: 713290							Construction:	0	600	0	0	0	0
Length: 59.88	MPO: Y					FFOS:	0	0	0	0	0	0	
Fund Cat: Taking Care Of System			AC-State: 536	State: 134	Local: 0		Payments:	0	0	0	0	0	
Sec Cat: Rehab And Reconst	Awd Date: Fall 17	Anticipated Fed Cat: NHPP											
TIP #: 	Future Cost: 0		Estimate Total: 670										
County: Newton	Pavement improvements from 46th Street in Leawood to I-49. Project involves bridges						Engineering:	8	84	85	0	0	0
Route: LP 49	K0764 and K0765.						R/W:	0	0	0	0	0	0
Job No.: 7S3117							Construction:	0	0	1,239	0	0	0
Length: 6.37	MPO: Y					FFOS:	0	0	0	0	0	0	
Fund Cat: Taking Care Of System			Fed: 1,126	State: 282	Local: 0		Payments:	0	0	0	0	0	
Sec Cat: Thin Lift Overlay	Awd Date: Fall 18	Anticipated Fed Cat: NHPP											
TIP #: 25HS-17	Future Cost: 0		Estimate Total: 1,416										
County: Newton	Pavement and safety improvements from 0.1 mile east of Kodiak Road to Bus. 60 (Neosho						Engineering:	13	230	0	0	0	0
Route: MO 86	Boulevard) and from Bus. 60 (College Street) to Rte. 60.						R/W:	0	0	0	0	0	0
Job No.: 7S2227C							Construction:	0	1,726	0	0	0	0
Length: 5.49	MPO: N					FFOS:	0	0	0	0	0	0	
Fund Cat: Taking Care Of System			Fed: 1,565	State: 391	Local: 0		Payments:	0	0	0	0	0	
Sec Cat: Low Type Resurfacing	Awd Date: Fall 17	Anticipated Fed Cat: STBG											
TIP #: 	Future Cost: 0		Estimate Total: 1,969										
County: Newton	ADA Transition Plan improvements at various locations from 0.1 mile east of Loop 49 to						Engineering:	0	297	0	0	0	0
Route: MO 86	west of Bus. 60 (Neosho Boulevard) and from Bus. 60 (College Street) to east of Freeman						R/W:	0	2	0	0	0	0
Job No.: 7S3207	Road (Rte. HH) in Neosho.						Construction:	0	723	0	0	0	0
Length: 1.66	MPO: N					FFOS:	0	0	0	0	0	0	
Fund Cat: Taking Care Of System			Fed: 818	State: 204	Local: 0		Payments:	0	0	0	0	0	
Sec Cat: N- Ada Trans	Awd Date: Winter 18	Anticipated Fed Cat: STBG											
TIP #: 	Future Cost: 0		Estimate Total: 1,022										
County: Newton	Pavement improvements from Rte. 86 in Racine to Rte. 60.						Engineering:	0	2	2	24	0	0
Route: RT CC							R/W:	0	0	0	0	0	0
Job No.: 7S3231							Construction:	0	0	0	244	0	0
Length: 4.58	MPO: N					FFOS:	0	0	0	0	0	0	
Fund Cat: Taking Care Of System			Fed: 218	State: 54	Local: 0		Payments:	0	0	0	0	0	
Sec Cat: Thin Lift Overlay	Awd Date: 2020	Anticipated Fed Cat: STBG											
TIP #: 	Future Cost: 0		Estimate Total: 272										

* Subject to the approval of the Transportation Improvement Program by the governing Metropolitan Planning Organization.



2018-2022 Highway and Bridge Construction Schedule

Construction contingency applied to construction cost in the year the project is awarded.

Three percent project growth factor compounded annually is applied to right-of-way and construction costs in program years 2, 3, 4, and 5.

No inflation is applied to the Funding From Other Sources (FFOS) or Payments.

Engineering includes PE costs, CE costs and R/W incidentals.

						STATE FISCAL YEAR PROJECT BUDGETING					
						Prior Prog.	7/2017- 6/2018	7/2018- 6/2019	7/2019- 6/2020	7/2020- 6/2021	7/2021- 6/2022
County: Newton	Bridge improvements on Connecticut Avenue over I-44. Project involves bridge A1969.					Engineering:	3	247	0	0	0
Route: CST						R/W:	0	0	0	0	0
Job No.: CONNECTICUT						Construction:	0	1,169	0	0	0
Length: AVE						FFOS:	0	0	0	0	0
Job No.: 7S3173						Payments:	0	0	0	0	0
Length: 0.03											
Fund Cat: MPO: Y											
Fund Cat: Taking Care Of System											
Sec Cat: Rehab And Reconst	Awd Date: Fall 17	Fed: 1,133	State: 283	Local: 0							
TIP #: NHPP	Anticipated Fed Cat:										
	Future Cost: 0	Estimate Total: 1,419									
County: Newton	Pavement, safety and ADA Transition Plan improvements on Rte. D (Doniphan Drive)					Engineering:	2	192	0	0	0
Route: RT D	from Lyon Drive to Mink Drive in Neosho and on Rte. K from Rte. 43 to Rte. 86.					R/W:	0	2	0	0	0
Job No.: 7S3138						Construction:	0	1,119	0	0	0
Length: 8.32						FFOS:	0	0	0	0	0
Fund Cat: MPO: N						Payments:	0	0	0	0	0
Fund Cat: Taking Care Of System											
Sec Cat: Thin Lift Overlay	Awd Date: Fall 17	Fed: 1,051	State: 262	Local: 0							
TIP #: STBG	Anticipated Fed Cat:										
	Future Cost: 0	Estimate Total: 1,315									
County: Newton	ADA Transition Plan improvements at various locations from Rte. 59 to Lucas Street in					Engineering:	6	94	0	0	0
Route: RT J	Diamond and from west of 3rd Street to Rte. 37 (Main Street) in Wentworth.					R/W:	0	6	0	0	0
Job No.: 7S3147						Construction:	0	259	0	0	0
Length: 0.27						FFOS:	0	0	0	0	0
Fund Cat: MPO: N						Payments:	0	0	0	0	0
Fund Cat: Taking Care Of System											
Sec Cat: N- Ada Trans	Awd Date: Winter 18	Fed: 287	State: 72	Local: 0							
TIP #: STBG	Anticipated Fed Cat:										
	Future Cost: 0	Estimate Total: 365									
County: Polk	Pavement and safety improvements from Rte. 215 south junction at Eudora to Rte. 160 in					Engineering:	12	212	0	0	0
Route: MO 123	Greene County near Willard. \$211,000 Open Container funds.					R/W:	0	0	0	0	0
Job No.: 7S3125						Construction:	0	1,562	0	0	0
Length: 13.32						FFOS:	0	211	0	0	0
Fund Cat: MPO: N						Payments:	0	0	0	0	0
Fund Cat: Taking Care Of System											
Sec Cat: Thin Lift Overlay	Awd Date: Fall 17	Fed: 1,419	State: 355	Local: 0							
TIP #: STBG	Anticipated Fed Cat:										
	Future Cost: 0	Estimate Total: 1,786									
County: Polk	Bridge improvements over Barren Creek. Project involves bridge L0198.					Engineering:	0	1	24	124	0
Route: MO 123						R/W:	0	0	10	0	0
Job No.: 7S3205						Construction:	0	0	0	648	0
Length: 0.03						FFOS:	0	0	0	0	0
Fund Cat: MPO: N						Payments:	0	0	0	0	0
Fund Cat: Taking Care Of System											
Sec Cat: Rehab And Reconst	Awd Date: 2020	Fed: 646	State: 161	Local: 0							
TIP #: NHPP	Anticipated Fed Cat:										
	Future Cost: 0	Estimate Total: 807									

* Subject to the approval of the Transportation Improvement Program by the governing Metropolitan Planning Organization.



2018-2022 Highway and Bridge Construction Schedule

Construction contingency applied to construction cost in the year the project is awarded.

Three percent project growth factor compounded annually is applied to right-of-way and construction costs in program years 2, 3, 4, and 5.

No inflation is applied to the Funding From Other Sources (FFOS) or Payments.

Engineering includes PE costs, CE costs and R/W incidentals.

Construction contingency applied to construction cost in the year the project is awarded. Three percent project growth factor compounded annually is applied to right-of-way and construction costs in program years 2, 3, 4, and 5. No inflation is applied to the Funding From Other Sources (FFOS) or Payments. Engineering includes PE costs, CE costs and R/W incidentals.										STATE FISCAL YEAR PROJECT BUDGETING								
										Prior Prog.	7/2017- 6/2018	7/2018- 6/2019	7/2019- 6/2020	7/2020- 6/2021	7/2021- 6/2022			
County: Polk	Pavement improvements from Rte. 32 to Rte. 215 east intersection.									Engineering:	0	2	9	35	0	0		
Route: MO 123										R/W:	0	0	0	0	0	0		
Job No.: 7S3220										Construction:	0	0	0	717	0	0		
Length: 12.18	MPO: N								Fund Cat: Taking Care Of System	Fed: 611	State: 152	Local: 0	FFOS:	0	0	0	0	0
Sec Cat: Thin Lift Overlay	Awd Date: 2020	Anticipated Fed Cat: STBG							Payments:	0	0	0	0	0	0			
TIP #:	Future Cost: 0							Estimate Total: 763										
County: Polk	Pavement improvements from Rte. 32 to Rte. WW.									Engineering:	2	2	30	183	0	0		
Route: RT H										R/W:	0	0	0	0	0	0		
Job No.: 7S3181										Construction:	0	0	0	1,957	0	0		
Length: 20.58	MPO: N								Fund Cat: Taking Care Of System	Fed: 1,739	State: 433	Local: 0	FFOS:	0	0	0	0	0
Sec Cat: Thin Lift Overlay	Awd Date: 2020	Anticipated Fed Cat: STBG							Payments:	0	0	0	0	0	0			
TIP #:	Future Cost: 0							Estimate Total: 2,174										
County: Polk	ADA Transition Plan improvements on Main Street in Pleasant Hope. \$95,000 Statewide Transportation Alternatives funds.									Engineering:	1	2	19	28	0	0		
Route: RT H										R/W:	0	0	2	0	0	0		
Job No.: 7S3184										Construction:	0	0	0	128	0	0		
Length: 0.04	MPO: N								Fund Cat: Taking Care Of System	Fed: 144	State: 35	Local: 0	FFOS:	0	0	0	0	0
Sec Cat: N- Ada Trans	Awd Date: 2020	Anticipated Fed Cat: STBG							Payments:	0	0	0	0	0	0			
TIP #:	Future Cost: 0							Estimate Total: 180										
County: Polk	Pavement improvements from Rte. 13 to Rte. H.									Engineering:	0	2	4	23	0	0		
Route: RT KK										R/W:	0	0	0	0	0	0		
Job No.: 7S3215										Construction:	0	0	0	454	0	0		
Length: 6.82	MPO: N								Fund Cat: Taking Care Of System	Fed: 387	State: 96	Local: 0	FFOS:	0	0	0	0	0
Sec Cat: Thin Lift Overlay	Awd Date: 2020	Anticipated Fed Cat: STBG							Payments:	0	0	0	0	0	0			
TIP #:	Future Cost: 0							Estimate Total: 483										
County: Polk	Bridge improvements over Pomme de Terre River. Project involves bridge R0207.									Engineering:	2	160	249	0	0	0		
Route: RT PP										R/W:	0	0	2	0	0	0		
Job No.: 7S3169										Construction:	0	0	1,658	0	0	0		
Length: 0.10	MPO: N								Fund Cat: Taking Care Of System	Fed: 1,656	State: 413	Local: 0	FFOS:	0	0	0	0	0
Sec Cat: Rehab And Reconst	Awd Date: Fall 18	Anticipated Fed Cat: NHPP							Payments:	0	0	0	0	0	0			
TIP #:	Future Cost: 0							Estimate Total: 2,071										

* Subject to the approval of the Transportation Improvement Program by the governing Metropolitan Planning Organization.



2018-2022 Highway and Bridge Construction Schedule

Transportation Planning

P.O. Box 270
Jefferson City, MO 65102

Construction contingency applied to construction cost in the year the project is awarded.

Three percent project growth factor compounded annually is applied to right-of-way and construction costs in program years 2, 3, 4, and 5.

No inflation is applied to the Funding From Other Sources (FFOS) or Payments.

Engineering includes PE costs, CE costs and R/W incidentals.

Construction contingency applied to construction cost in the year the project is awarded. Three percent project growth factor compounded annually is applied to right-of-way and construction costs in program years 2, 3, 4, and 5. No inflation is applied to the Funding From Other Sources (FFOS) or Payments. Engineering includes PE costs, CE costs and R/W incidentals.							STATE FISCAL YEAR PROJECT BUDGETING						
							Prior Prog.	7/2017- 6/2018	7/2018- 6/2019	7/2019- 6/2020	7/2020- 6/2021	7/2021- 6/2022	
County: Polk	Pavement and safety improvements from Rte. 123 to Rte. 13. \$436,000 Open Container funds.						Engineering:	2	238	0	0	0	0
Route: RT T							R/W:	0	0	0	0	0	0
Job No.: 7S3126							Construction:	0	1,589	0	0	0	0
Length: 10.45	MPO: N					FFOS:	0	436	0	0	0	0	
Fund Cat: Taking Care Of System			Fed: 1,461	State: 366	Local: 0	Payments:	0	0	0	0	0	0	
Sec Cat: Thin Lift Overlay	Awd Date: Fall 17	Anticipated Fed Cat: STBG											
TIP #:	Future Cost: 0	Estimate Total: 1,829											
County: St. Clair	Pavement improvements on the southbound lanes from SE 1100 Road to NE 201 Road.						Engineering:	2	1	1	1	1	49
Route: MO 13							R/W:	0	0	0	0	0	0
Job No.: 7P3034B							Construction:	0	0	0	0	0	886
Length: 1.27	MPO: N					FFOS:	0	0	0	0	0	0	
Fund Cat: Taking Care Of System			Fed: 752	State: 187	Local: 0	Payments:	0	0	0	0	0	0	
Sec Cat: Thin Lift Overlay	Awd Date: 2022	Anticipated Fed Cat: NHPP											
TIP #:	Future Cost: 0	Estimate Total: 941											
County: St. Clair	Pavement improvements on various sections from 0.5 mile north of NE 1000 Road to SE 1300 Road.						Engineering:	159	388	0	0	0	0
Route: MO 13							R/W:	0	0	0	0	0	0
Job No.: 7S2232							Construction:	0	3,940	0	0	0	0
Length: 22.60	MPO: N					FFOS:	0	0	0	0	0	0	
Fund Cat: Taking Care Of System			Fed: 3,463	State: 865	Local: 0	Payments:	0	0	0	0	0	0	
Sec Cat: Low Type Resurfacing	Awd Date: Fall 17	Anticipated Fed Cat: NHPP											
TIP #:	Future Cost: 0	Estimate Total: 4,487											
County: St. Clair	Pavement and safety improvements from Rte. 52 to Rte. 13.						Engineering:	2	142	138	0	0	0
Route: RT A							R/W:	0	0	0	0	0	0
Job No.: 7S3183							Construction:	0	0	2,041	0	0	0
Length: 16.95	MPO: N					FFOS:	0	0	0	0	0	0	
Fund Cat: Taking Care Of System			Fed: 1,858	State: 463	Local: 0	Payments:	0	0	0	0	0	0	
Sec Cat: Thin Lift Overlay	Awd Date: Fall 18	Anticipated Fed Cat: STBG											
TIP #:	Future Cost: 0	Estimate Total: 2,323											
County: St. Clair	Bridge improvements over Truman Lake. Project involves bridge A3791.						Engineering:	0	2	103	154	0	0
Route: RT C							R/W:	0	0	0	0	0	0
Job No.: 7S3202							Construction:	0	0	0	1,929	0	0
Length: 0.36	MPO: N					FFOS:	0	0	0	0	0	0	
Fund Cat: Taking Care Of System			Fed: 1,751	State: 437	Local: 0	Payments:	0	0	0	0	0	0	
Sec Cat: Rehab And Reconst	Awd Date: 2020	Anticipated Fed Cat: NHPP											
TIP #:	Future Cost: 0	Estimate Total: 2,188											

* Subject to the approval of the Transportation Improvement Program by the governing Metropolitan Planning Organization.

Jun-8-2017

Section 4 - 27

District Southwest

Dollars in Thousands



2018-2022 Highway and Bridge Construction Schedule

Transportation Planning

P.O. Box 270
Jefferson City, MO 65102

Construction contingency applied to construction cost in the year the project is awarded.

Three percent project growth factor compounded annually is applied to right-of-way and construction costs in program years 2, 3, 4, and 5.

No inflation is applied to the Funding From Other Sources (FFOS) or Payments.

Engineering includes PE costs, CE costs and R/W incidentals.

Construction contingency applied to construction cost in the year the project is awarded. Three percent project growth factor compounded annually is applied to right-of-way and construction costs in program years 2, 3, 4, and 5. No inflation is applied to the Funding From Other Sources (FFOS) or Payments. Engineering includes PE costs, CE costs and R/W incidentals.							STATE FISCAL YEAR PROJECT BUDGETING						
							Prior Prog.	7/2017- 6/2018	7/2018- 6/2019	7/2019- 6/2020	7/2020- 6/2021	7/2021- 6/2022	
County: St. Clair	Pavement improvements from Rte. B to Rte. 82.						Engineering:	0	2	9	65	0	0
Route: RT H							R/W:	0	0	0	0	0	0
Job No.: 7S3241							Construction:	0	0	0	681	0	0
Length: 12.69	MPO: N					FFOS:	0	0	0	0	0	0	
Fund Cat: Taking Care Of System					Fed: 606	State: 151	Local: 0	Payments:	0	0	0	0	0
Sec Cat: Thin Lift Overlay	Awd Date: 2020	Anticipated Fed Cat: STBG											
TIP #:	Future Cost: 0				Estimate Total: 757								
County: St. Clair	Pavement and safety improvements from Bus. 13 to Rte. V.						Engineering:	2	2	33	55	0	0
Route: RT WW							R/W:	0	0	0	0	0	0
Job No.: 7S3180							Construction:	0	0	0	574	0	0
Length: 4.62	MPO: N					FFOS:	0	0	0	0	0	0	
Fund Cat: Taking Care Of System					Fed: 531	State: 133	Local: 0	Payments:	0	0	0	0	0
Sec Cat: Thin Lift Overlay	Awd Date: 2020	Anticipated Fed Cat: STBG											
TIP #:	Future Cost: 0				Estimate Total: 666								
County: St. Clair	ADA Transition Plan improvements at various locations on Rte. WW (Locust, Second and Chestnut Streets) in Osceola.						Engineering:	2	2	51	30	0	0
Route: RT WW							R/W:	0	0	2	0	0	0
Job No.: 7S3182							Construction:	0	0	0	309	0	0
Length: 1.05	MPO: N					FFOS:	0	0	0	0	0	0	
Fund Cat: Taking Care Of System					Fed: 316	State: 78	Local: 0	Payments:	0	0	0	0	0
Sec Cat: N- Ada Trans	Awd Date: 2020	Anticipated Fed Cat: STBG											
TIP #:	Future Cost: 0				Estimate Total: 396								
County: St. Clair	Bridge improvements over Truman Lake. Project involves bridge A3882.						Engineering:	0	2	26	44	0	0
Route: RT ZZ							R/W:	0	0	0	0	0	0
Job No.: 7S3203							Construction:	0	0	0	530	0	0
Length: 0.34	MPO: N					FFOS:	0	0	0	0	0	0	
Fund Cat: Taking Care Of System					Fed: 483	State: 119	Local: 0	Payments:	0	0	0	0	0
Sec Cat: Rehab And Reconst	Awd Date: 2020	Anticipated Fed Cat: NHPP											
TIP #:	Future Cost: 0				Estimate Total: 602								
County: Stone	Signal improvements at Kissee Avenue in Kimberling City.						Engineering:	10	2	2	2	12	0
Route: MO 13							R/W:	0	0	0	0	0	0
Job No.: 8P2391							Construction:	0	0	0	0	156	0
Length: 0.20	MPO: N					FFOS:	0	0	0	0	0	0	
Fund Cat: Taking Care Of System					Fed: 141	State: 33	Local: 0	Payments:	0	0	0	0	0
Sec Cat: Systems Operations	Awd Date: 2021	Anticipated Fed Cat: NHPP											
TIP #:	Future Cost: 0				Estimate Total: 184								

* Subject to the approval of the Transportation Improvement Program by the governing Metropolitan Planning Organization.

Jun-8-2017

Section 4 - 28

District Southwest

Dollars in Thousands



2018-2022 Highway and Bridge Construction Schedule

Construction contingency applied to construction cost in the year the project is awarded.

Three percent project growth factor compounded annually is applied to right-of-way and construction costs in program years 2, 3, 4, and 5.

No inflation is applied to the Funding From Other Sources (FFOS) or Payments.

Engineering includes PE costs, CE costs and R/W incidentals.

Construction contingency applied to construction cost in the year the project is awarded. Three percent project growth factor compounded annually is applied to right-of-way and construction costs in program years 2, 3, 4, and 5. No inflation is applied to the Funding From Other Sources (FFOS) or Payments. Engineering includes PE costs, CE costs and R/W incidentals.										STATE FISCAL YEAR PROJECT BUDGETING						
										Prior Prog.	7/2017- 6/2018	7/2018- 6/2019	7/2019- 6/2020	7/2020- 6/2021	7/2021- 6/2022	
County: Stone	Bridge improvements over Railey Creek. Project involves bridge G0447.									Engineering:	0	141	170	0	0	0
Route: MO 248										R/W:	0	2	0	0	0	0
Job No.: 7P3289										Construction:	0	0	951	0	0	0
Length: 0.03	MPO: N								Fed: 1,012	State: 252	Local: 0	FFOS:	0	0	0	0
Fund Cat: Taking Care Of System										Payments:	0	0	0	0	0	0
Sec Cat: Rehab And Reconst	Awd Date: 2019	Anticipated Fed Cat: NHPP														
TIP #:	Future Cost: 0		Estimate Total: 1,264													
County: Stone	Bridge improvements over Table Rock Lake near Cape Fair. Project involves bridge A0588.									Engineering:	2	184	219	0	0	0
Route: MO 76										R/W:	0	0	0	0	0	0
Job No.: 7P2228B										Construction:	0	0	1,630	0	0	0
Length: 0.12	MPO: N								Fed: 1,627	State: 406	Local: 0	FFOS:	0	0	0	0
Fund Cat: Taking Care Of System										Payments:	0	0	0	0	0	0
Sec Cat: Rehab And Reconst	Awd Date: 2019	Anticipated Fed Cat: NHPP														
TIP #:	Future Cost: 0		Estimate Total: 2,035													
County: Stone	Pavement improvements from Rte. 265/413 to Rte. K.									Engineering:	0	25	0	0	0	0
Route: RT A										R/W:	0	0	0	0	0	0
Job No.: 7S3275										Construction:	0	377	0	0	0	0
Length: 6.56	MPO: N								Fed: 322	State: 80	Local: 0	FFOS:	0	0	0	0
Fund Cat: Taking Care Of System										Payments:	0	0	0	0	0	0
Sec Cat: Thin Lift Overlay	Awd Date: Fall 17	Anticipated Fed Cat: STBG														
TIP #:	Future Cost: 0		Estimate Total: 402													
County: Stone	Bridge improvements over Goff Creek. Project involves bridge T0979.									Engineering:	74	90	0	0	0	0
Route: RT V										R/W:	0	2	0	0	0	0
Job No.: 7S3151										Construction:	0	753	0	0	0	0
Length: 0.02	MPO: N								Fed: 677	State: 168	Local: 0	FFOS:	0	0	0	0
Fund Cat: Taking Care Of System										Payments:	0	0	0	0	0	0
Sec Cat: Rehab And Reconst	Awd Date: Winter 18	Anticipated Fed Cat: NHPP														
TIP #:	Future Cost: 0		Estimate Total: 919													
County: Stone	Pavement and safety improvements from beginning of state maintenance to Rte. 76.									Engineering:	0	2	55	58	0	0
Route: RT Y										R/W:	0	0	0	0	0	0
Job No.: 7S3216										Construction:	0	0	0	858	0	0
Length: 8.33	MPO: N								Fed: 779	State: 194	Local: 0	FFOS:	0	0	0	0
Fund Cat: Taking Care Of System										Payments:	0	0	0	0	0	0
Sec Cat: Thin Lift Overlay	Awd Date: 2020	Anticipated Fed Cat: STBG														
TIP #:	Future Cost: 0		Estimate Total: 973													

* Subject to the approval of the Transportation Improvement Program by the governing Metropolitan Planning Organization.



2018-2022 Highway and Bridge Construction Schedule

Construction contingency applied to construction cost in the year the project is awarded.

Three percent project growth factor compounded annually is applied to right-of-way and construction costs in program years 2, 3, 4, and 5.

No inflation is applied to the Funding From Other Sources (FFOS) or Payments.

Engineering includes PE costs, CE costs and R/W incidentals.

Construction contingency applied to construction cost in the year the project is awarded. Three percent project growth factor compounded annually is applied to right-of-way and construction costs in program years 2, 3, 4, and 5. No inflation is applied to the Funding From Other Sources (FFOS) or Payments. Engineering includes PE costs, CE costs and R/W incidentals.							STATE FISCAL YEAR PROJECT BUDGETING					
							Prior Prog.	7/2017- 6/2018	7/2018- 6/2019	7/2019- 6/2020	7/2020- 6/2021	7/2021- 6/2022
County: Taney Route: US 160 Job No.: 7P3187G Length: 0.20 MPO: N Fund Cat: Safety Sec Cat: Safety TIP #:	Intersection improvements at Route 76 in Forsyth. Designed by Taney County. Cost participation: \$519,600 Taney County.						Engineering: 1	111	0	0	0	0
							R/W: 0	7	0	0	0	0
							Construction: 0	1,121	0	0	0	0
							FFOS: 0	520	0	0	0	0
							Payments: 0	0	0	0	0	0
County: Taney Route: MO 176 Job No.: 7P3142 Length: 6.19 MPO: N Fund Cat: Taking Care Of System Sec Cat: Thin Lift Overlay TIP #:	Pavement and safety improvements on Rte. 176 from Rte. 160 west junction in Merriam Woods to Rte. 160 east junction near Forsyth and on Rte. EE from Rte. 176 west junction to Rte. 176 east junction in Rockaway Beach.						Engineering: 2	53	54	0	0	0
							R/W: 0	0	0	0	0	0
							Construction: 0	0	776	0	0	0
							FFOS: 0	0	0	0	0	0
							Payments: 0	0	0	0	0	0
County: Taney Route: MO 176 Job No.: 7S3152 Length: 0.62 MPO: N Fund Cat: Taking Care Of System Sec Cat: N- Ada Trans TIP #:	ADA Transition Plan improvements at various locations from Fernvale Avenue to 0.1 mile east of Laughing Lane in Rockaway Beach. \$170,000 Statewide Transportation Alternatives funds.						Engineering: 2	39	23	0	0	0
							R/W: 0	2	0	0	0	0
							Construction: 0	0	235	0	0	0
							FFOS: 0	0	170	0	0	0
							Payments: 0	0	0	0	0	0
County: Taney Route: MO 76 Job No.: 8O2373 Length: 4.74 MPO: N Fund Cat: Flexible & Other Sec Cat: Enhancements TIP #:	Payment to City of Branson for Phase I multimodal improvements on 76 Country Blvd. from Rte. 376 to 6th St. \$413,000 Statewide Transportation Alternatives, \$387,000 Southwest District. To be let by Branson.						Engineering: 123	92	0	0	0	0
							R/W: 0	0	0	0	0	0
							Construction: 0	800	0	0	0	0
							FFOS: 0	413	0	0	0	0
							Payments: 0	0	0	0	0	0
County: Taney Route: RT T Job No.: 7S3124 Length: 12.14 MPO: N Fund Cat: Taking Care Of System Sec Cat: Thin Lift Overlay TIP #:	Pavement and safety improvements on Rte. T from Rte. 76 to end of state maintenance, on Rte. O from Rte. 160 in Kissee Mills to end of state maintenance and on Rte. Y from Rte. 160 in Forsyth to end of state maintenance. \$574,000 Open Container funds.						Engineering: 15	286	0	0	0	0
							R/W: 0	0	0	0	0	0
							Construction: 0	1,750	0	0	0	0
							FFOS: 0	574	0	0	0	0
							Payments: 0	0	0	0	0	0

* Subject to the approval of the Transportation Improvement Program by the governing Metropolitan Planning Organization.



2018-2022 Highway and Bridge Construction Schedule

Construction contingency applied to construction cost in the year the project is awarded.

Three percent project growth factor compounded annually is applied to right-of-way and construction costs in program years 2, 3, 4, and 5.

No inflation is applied to the Funding From Other Sources (FFOS) or Payments.

Engineering includes PE costs, CE costs and R/W incidentals.

Construction contingency applied to construction cost in the year the project is awarded. Three percent project growth factor compounded annually is applied to right-of-way and construction costs in program years 2, 3, 4, and 5. No inflation is applied to the Funding From Other Sources (FFOS) or Payments. Engineering includes PE costs, CE costs and R/W incidentals.							STATE FISCAL YEAR PROJECT BUDGETING							
							Prior Prog.	7/2017- 6/2018	7/2018- 6/2019	7/2019- 6/2020	7/2020- 6/2021	7/2021- 6/2022		
County: Various Route: Various Job No.: 0P3020H Length: 0.00 Fund Cat: Safety Sec Cat: Safety TIP #:	Safety projects at various locations in the rural Southwest District. \$2,038,000 from Statewide Open Container funds.					MPO: N	Fed: 2,075 State: 230 Local: 0	Engineering: R/W: Construction: FFOS: Payments:	0 0 0 0 0 0	0 0 0 0 0 0	0 0 0 2,162 0 0 0	143 0 0 2,038 0 0	0 0 0 0 0 0	0 0 0 0 0 0
County: Various Route: Various Job No.: 0P3021H Length: 0.00 Fund Cat: Safety Sec Cat: Safety TIP #:	Safety projects at various locations in the rural Southwest District. \$1,781,000 from Statewide Open Container funds.					MPO: N	Fed: 1,863 State: 208 Local: 0	Engineering: R/W: Construction: FFOS: Payments:	0 0 0 0 0 0	0 0 0 0 0 0	0 0 0 0 0 0	0 0 0 0 1,781 0	125 0 1,946 0 0 0	0 0 0 0 0 0
County: Various Route: Various Job No.: 0P3022H Length: 0.00 Fund Cat: Safety Sec Cat: Safety TIP #:	Safety projects at various locations in the rural Southwest District. \$1,781,000 from Statewide Open Container funds.					MPO: N	Fed: 1,916 State: 214 Local: 0	Engineering: R/W: Construction: FFOS: Payments:	0 0 0 0 0 0	0 0 0 0 0 0	0 0 0 0 0 0	0 0 0 0 0 0	0 0 0 0 0 0	125 0 2,005 1,781 0 0
County: Various Route: Various Job No.: 0S3021H Length: 0.00 Fund Cat: Taking Care Of System Sec Cat: N- Ada Trans TIP #:	ADA Transition Plan improvements at various locations in the rural Southwest District. \$1,258,000 from Statewide Transportation Alternatives funds.					MPO: N	Fed: 1,170 State: 293 Local: 0	Engineering: R/W: Construction: FFOS: Payments:	0 0 0 0 0 0	0 0 0 0 0 0	0 0 0 0 0 0	0 0 0 0 1,258 0	88 0 1,375 0 1,258 0	0 0 0 0 0 0
County: Various Route: Various Job No.: 0S3022H Length: 0.00 Fund Cat: Taking Care Of System Sec Cat: N- Ada Trans TIP #:	ADA Transition Plan improvements at various locations in the rural Southwest District. \$1,258,000 from Statewide Transportation Alternatives funds.					MPO: N	Fed: 1,203 State: 301 Local: 0	Engineering: R/W: Construction: FFOS: Payments:	0 0 0 0 0 0	0 0 0 0 0 0	0 0 0 0 0 0	0 0 0 0 0 0	0 0 0 0 0 0	88 0 1,416 1,258 0 0

* Subject to the approval of the Transportation Improvement Program by the governing Metropolitan Planning Organization.



2018-2022 Highway and Bridge Construction Schedule

Transportation Planning

P.O. Box 270
Jefferson City, MO 65802

Construction contingency applied to construction cost in the year the project is awarded.

Three percent project growth factor compounded annually is applied to right-of-way and construction costs in program years 2, 3, 4, and 5.

No inflation is applied to the Funding From Other Sources (FFOS) or Payments.

Engineering includes PE costs, CE costs and R/W incidentals.

Construction contingency applied to construction cost in the year the project is awarded. Three percent project growth factor compounded annually is applied to right-of-way and construction costs in program years 2, 3, 4, and 5. No inflation is applied to the Funding From Other Sources (FFOS) or Payments. Engineering includes PE costs, CE costs and R/W incidentals.													STATE FISCAL YEAR PROJECT BUDGETING						
													Prior Prog.	7/2017- 6/2018	7/2018- 6/2019	7/2019- 6/2020	7/2020- 6/2021	7/2021- 6/2022	
County: Various	Job Order Contracting for guard cable and guardrail repair at various locations in the rural Southwest District.												Engineering:	7	1	2	426	0	0
Route: Various													R/W:	0	0	0	0	0	0
Job No.: 7P3008													Construction:	0	0	0	1,804	0	0
Length: 0.00	MPO: Y											FFOS:	0	0	0	0	0	0	
Fund Cat: Taking Care Of System	AC-State: 1,787 State: 446 Local: 0										Payments:	0	0	0	0	0	0		
Sec Cat: Routine Maintenance	Awd Date: 2020	Anticipated Fed Cat: STBG																	
TIP #: 20HS-12	Future Cost: 0 Estimate Total: 2,240																		
County: Various	Intersection improvements at various locations in the rural Southwest District.												Engineering:	274	18	2	0	0	0
Route: Various													R/W:	0	393	0	0	0	0
Job No.: 7P3187													Construction:	0	0	2,250	0	0	0
Length: 0.00	MPO: Y											FFOS:	0	0	0	0	0	0	
Fund Cat: Flexible & Other	Fed: 2,130 State: 533 Local: 0										Payments:	0	0	0	0	0	0		
Sec Cat: Regional	Awd Date: 2019	Anticipated Fed Cat: STBG																	
TIP #: 26HS-17	Future Cost: 0 Estimate Total: 2,937																		
County: Various	Pavement improvements on various major routes in the rural Southwest District.												Engineering:	2	2	2	409	0	0
Route: Various													R/W:	0	0	0	0	0	0
Job No.: 7P3188													Construction:	0	0	0	4,870	0	0
Length: 0.00	MPO: N											FFOS:	0	0	0	0	0	0	
Fund Cat: Taking Care Of System	Fed: 4,227 State: 1,056 Local: 0										Payments:	0	0	0	0	0	0		
Sec Cat: Thin Lift Overlay	Awd Date: 2020	Anticipated Fed Cat: NHPP																	
TIP #:	Future Cost: 0 Estimate Total: 5,285																		
County: Various	Bridge improvements on various routes in the rural Southwest District.												Engineering:	2	2	2	474	780	0
Route: Various													R/W:	0	0	0	0	0	0
Job No.: 7P3190													Construction:	0	0	0	0	11,146	0
Length: 0.00	MPO: N											FFOS:	0	0	0	0	0	0	
Fund Cat: Taking Care Of System	Fed: 9,924 State: 2,480 Local: 0										Payments:	0	0	0	0	0	0		
Sec Cat: Rehab And Reconst	Awd Date: 2021	Anticipated Fed Cat: NHPP																	
TIP #:	Future Cost: 0 Estimate Total: 12,406																		
County: Various	Bridge improvements on various routes in the rural Southwest District.												Engineering:	2	2	2	2	233	391
Route: Various													R/W:	0	0	0	0	0	0
Job No.: 7P3191													Construction:	0	0	0	0	0	5,740
Length: 0.00	MPO: N											FFOS:	0	0	0	0	0	0	
Fund Cat: Taking Care Of System	Fed: 5,097 State: 1,273 Local: 0										Payments:	0	0	0	0	0	0		
Sec Cat: Rehab And Reconst	Awd Date: 2022	Anticipated Fed Cat: NHPP																	
TIP #:	Future Cost: 0 Estimate Total: 6,372																		

* Subject to the approval of the Transportation Improvement Program by the governing Metropolitan Planning Organization.

Jun-8-2017

Section 4 - 32

District Southwest

Dollars in Thousands



2018-2022 Highway and Bridge Construction Schedule

Construction contingency applied to construction cost in the year the project is awarded.

Three percent project growth factor compounded annually is applied to right-of-way and construction costs in program years 2, 3, 4, and 5.

No inflation is applied to the Funding From Other Sources (FFOS) or Payments.

Engineering includes PE costs, CE costs and R/W incidentals.

Construction contingency applied to construction cost in the year the project is awarded. Three percent project growth factor compounded annually is applied to right-of-way and construction costs in program years 2, 3, 4, and 5. No inflation is applied to the Funding From Other Sources (FFOS) or Payments. Engineering includes PE costs, CE costs and R/W incidentals.							STATE FISCAL YEAR PROJECT BUDGETING					
							Prior Prog.	7/2017- 6/2018	7/2018- 6/2019	7/2019- 6/2020	7/2020- 6/2021	7/2021- 6/2022
County: Various Route: Various Job No.: 7P3193 Length: 0.00 MPO: N Fund Cat: Taking Care Of System Sec Cat: Thin Lift Overlay Awd Date: 2022 Anticipated Fed Cat: NHPP TIP #: Future Cost: 0 Estimate Total: 8,546	Pavement improvements on various major routes in the rural Southwest District.						Engineering: 2	2	2	2	70	432
							R/W: 0	0	0	0	0	0
							Construction: 0	0	0	0	0	8,036
							FFOS: 0	0	0	0	0	0
							Payments: 0	0	0	0	0	0
County: Various Route: Various Job No.: 7P3206 Length: 0.00 MPO: Y Fund Cat: Taking Care Of System Sec Cat: Preventive Maint Awd Date: Winter 18 Anticipated Fed Cat: STBG TIP #: Future Cost: 0 Estimate Total: 3,105	Chip seal pavement improvements at various locations in the rural Southwest District. \$2,960,000 District Operations funds.						Engineering: 0	145	0	0	0	0
							R/W: 0	0	0	0	0	0
							Construction: 0	2,960	0	0	0	0
							FFOS: 0	2,960	0	0	0	0
							Payments: 0	0	0	0	0	0
County: Various Route: Various Job No.: 7S3189 Length: 0.00 MPO: N Fund Cat: Taking Care Of System Sec Cat: Thin Lift Overlay Awd Date: 2021 Anticipated Fed Cat: STBG TIP #: Future Cost: 0 Estimate Total: 5,892	Pavement improvements on various minor routes in the rural Southwest District.						Engineering: 2	2	2	42	271	0
							R/W: 0	0	0	0	0	0
							Construction: 0	0	0	0	5,573	0
							FFOS: 0	0	0	0	0	0
							Payments: 0	0	0	0	0	0
County: Vernon Route: IS 49 Job No.: 0I3004X Length: 55.94 MPO: N Fund Cat: Statewide Interstate And Major Bridge Sec Cat: Preventive Maint Awd Date: Winter 18 Anticipated Fed Cat: NHPP TIP #: Future Cost: 0 Estimate Total: 166	Job Order Contracting for pavement repair from Rte. 54 in Vernon County to I-44 in Jasper County.						Engineering: 0	16	0	0	0	0
							R/W: 0	0	0	0	0	0
							Construction: 0	150	0	0	0	0
							FFOS: 0	0	0	0	0	0
							Payments: 0	0	0	0	0	0
County: Vernon Route: US 54 Job No.: 7P3132 Length: 5.34 MPO: N Fund Cat: Taking Care Of System Sec Cat: Thin Lift Overlay Awd Date: Fall 18 Anticipated Fed Cat: NHPP TIP #: Future Cost: 0 Estimate Total: 1,638	Pavement improvements on Rte. 54 from Webster Street to I-49 and on Loop 49 through Nevada.						Engineering: 2	27	102	0	0	0
							R/W: 0	0	0	0	0	0
							Construction: 0	0	1,507	0	0	0
							FFOS: 0	0	0	0	0	0
							Payments: 0	0	0	0	0	0

* Subject to the approval of the Transportation Improvement Program by the governing Metropolitan Planning Organization.



2018-2022 Highway and Bridge Construction Schedule

Construction contingency applied to construction cost in the year the project is awarded.

Three percent project growth factor compounded annually is applied to right-of-way and construction costs in program years 2, 3, 4, and 5.

No inflation is applied to the Funding From Other Sources (FFOS) or Payments.

Engineering includes PE costs, CE costs and R/W incidentals.

						STATE FISCAL YEAR PROJECT BUDGETING					
						Prior Prog.	7/2017- 6/2018	7/2018- 6/2019	7/2019- 6/2020	7/2020- 6/2021	7/2021- 6/2022
County: Vernon	ADA Transition Plan improvements at various locations from Webster Street to					Engineering:	10	143	69	0	0
Route: US 54	Woodland Street in Nevada. \$627,000 Statewide Transportation Alternatives funds.					R/W:	0	2	0	0	0
Job No.: 7P3165						Construction:	0	0	808	0	0
Length: 2.17	MPO: N					FFOS:	0	0	627	0	0
Fund Cat: Taking Care Of System					Fed: 819 State: 203 Local: 0	Payments:	0	0	0	0	0
Sec Cat: N- Ada Trans	Awd Date: 2019	Anticipated Fed Cat: STBG									
TIP #:	Future Cost: 0				Estimate Total: 1,032						
County: Vernon	Pavement improvements from Rte. 54 in Vernon County to Rte. BB in Cedar County.					Engineering:	0	2	4	40	0
Route: RT HH						R/W:	0	0	0	0	0
Job No.: 7S3221						Construction:	0	0	0	413	0
Length: 6.51	MPO: N					FFOS:	0	0	0	0	0
Fund Cat: Taking Care Of System					Fed: 367 State: 92 Local: 0	Payments:	0	0	0	0	0
Sec Cat: Thin Lift Overlay	Awd Date: 2020	Anticipated Fed Cat: STBG									
TIP #:	Future Cost: 0				Estimate Total: 459						
County: Vernon	Bridge improvements over fork of Little Drywood Creek 7 miles west of I-49. Project					Engineering:	308	274	0	0	0
Route: RT N	involves bridge R0288.					R/W:	10	2	0	0	0
Job No.: 7S0548						Construction:	0	943	0	0	0
Length: 0.05	MPO: N					FFOS:	0	0	0	0	0
Fund Cat: Taking Care Of System					Fed: 975 State: 244 Local: 0	Payments:	0	0	0	0	0
Sec Cat: Rehab And Reconst	Awd Date: Fall 17	Anticipated Fed Cat: NHPP									
TIP #:	Future Cost: 0				Estimate Total: 1,537						
County: Webster	Job Order Contracting for pavement repair in Webster County.					Engineering:	0	12	0	0	0
Route: IS 44						R/W:	0	0	0	0	0
Job No.: 0I3004P						Construction:	0	100	0	0	0
Length: 20.76	MPO: N					FFOS:	0	0	0	0	0
Fund Cat: Statewide Interstate And Major Bridge					AC-State: 100 State: 12 Local: 0	Payments:	0	0	0	0	0
Sec Cat: Preventive Maint	Awd Date: Winter 18	Anticipated Fed Cat: NHPP									
TIP #:	Future Cost: 0				Estimate Total: 112						
County: Webster	Bridge improvements over Bowen Prairie Creek. Project involves bridge L0684.					Engineering:	2	111	0	0	0
Route: IS 44						R/W:	0	0	0	0	0
Job No.: 7I3197						Construction:	0	994	0	0	0
Length: 0.04	MPO: N					FFOS:	0	0	0	0	0
Fund Cat: Taking Care Of System					Fed: 994 State: 111 Local: 0	Payments:	0	0	0	0	0
Sec Cat: Rehab And Reconst	Awd Date: Winter 18	Anticipated Fed Cat: NHPP									
TIP #:	Future Cost: 0				Estimate Total: 1,107						

* Subject to the approval of the Transportation Improvement Program by the governing Metropolitan Planning Organization.



2018-2022 Highway and Bridge Construction Schedule

Transportation Planning

P.O. Box 270
Jefferson City, MO 65102

Construction contingency applied to construction cost in the year the project is awarded.

Three percent project growth factor compounded annually is applied to right-of-way and construction costs in program years 2, 3, 4, and 5.

No inflation is applied to the Funding From Other Sources (FFOS) or Payments.

Engineering includes PE costs, CE costs and R/W incidentals.

						STATE FISCAL YEAR PROJECT BUDGETING					
						Prior Prog.	7/2017- 6/2018	7/2018- 6/2019	7/2019- 6/2020	7/2020- 6/2021	7/2021- 6/2022
County: Webster	Pavement improvements from 0.1 mile east of Rte. PP in Fordland to 0.6 mile west of Rte.	Engineering:	0	2	15	96	0	0	0	0	0
Route: US 60	A.	R/W:	0	0	0	0	0	0	0	0	0
Job No.: 7P3264		Construction:	0	0	0	1,013	0	0	0	0	0
Length: 2.80	MPO: N	FFOS:	0	0	0	0	0	0	0	0	0
Fund Cat: Taking Care Of System	AC-State: 901 State: 225 Local: 0	Payments:	0	0	0	0	0	0	0	0	0
Sec Cat: Thin Lift Overlay	Awd Date: 2020 Anticipated Fed Cat: NHPP										
TIP #: Future Cost: 0 Estimate Total: 1,126											
County: Webster	Pavement improvements from 0.6 mile west of Rte. A to Rte. K in Seymour.	Engineering:	0	2	30	173	0	0	0	0	0
Route: US 60		R/W:	0	0	0	0	0	0	0	0	0
Job No.: 7P3265		Construction:	0	0	0	1,851	0	0	0	0	0
Length: 7.11	MPO: N	FFOS:	0	0	0	0	0	0	0	0	0
Fund Cat: Taking Care Of System	AC-State: 1,646 State: 410 Local: 0	Payments:	0	0	0	0	0	0	0	0	0
Sec Cat: Thin Lift Overlay	Awd Date: 2020 Anticipated Fed Cat: NHPP										
TIP #: Future Cost: 0 Estimate Total: 2,056											
County: Webster	Pavement improvements from Rte. K in Seymour to west of Rte. O in Wright County.	Engineering:	0	2	30	173	0	0	0	0	0
Route: US 60		R/W:	0	0	0	0	0	0	0	0	0
Job No.: 7P3270		Construction:	0	0	0	1,850	0	0	0	0	0
Length: 5.36	MPO: N	FFOS:	0	0	0	0	0	0	0	0	0
Fund Cat: Taking Care Of System	Fed: 1,645 State: 410 Local: 0	Payments:	0	0	0	0	0	0	0	0	0
Sec Cat: Thin Lift Overlay	Awd Date: 2020 Anticipated Fed Cat: NHPP										
TIP #: Future Cost: 0 Estimate Total: 2,055											
County: Webster	Pavement improvements from Rte. VV in Rogersville to 0.1 mile east of Rte. PP in Fordland.	Engineering:	0	2	55	295	0	0	0	0	0
Route: US 60		R/W:	0	0	0	0	0	0	0	0	0
Job No.: 7P3272		Construction:	0	0	0	3,175	0	0	0	0	0
Length: 8.79	MPO: N	FFOS:	0	0	0	0	0	0	0	0	0
Fund Cat: Taking Care Of System	Fed: 2,822 State: 705 Local: 0	Payments:	0	0	0	0	0	0	0	0	0
Sec Cat: Thin Lift Overlay	Awd Date: 2020 Anticipated Fed Cat: NHPP										
TIP #: Future Cost: 0 Estimate Total: 3,527											
County: Webster	Intersection improvements on Hubble Drive at Banning Street in Marshfield. Design by Marshfield. Cost participation: \$763,982 Marshfield.	Engineering:	1	22	130	0	0	0	0	0	0
Route: RT CC		R/W:	0	93	0	0	0	0	0	0	0
Job No.: 7P3187H		Construction:	0	0	1,400	0	0	0	0	0	0
Length: 0.14	MPO: N	FFOS:	0	0	764	0	0	0	0	0	0
Fund Cat: Safety	Fed: 857 State: 24 Local: 764	Payments:	0	0	0	0	0	0	0	0	0
Sec Cat: Safety	Awd Date: 2019 Anticipated Fed Cat: Safety										
TIP #: Future Cost: 0 Estimate Total: 1,646											

* Subject to the approval of the Transportation Improvement Program by the governing Metropolitan Planning Organization.

Jun-8-2017

Section 4 - 35

District Southwest

Dollars in Thousands



2018-2022 Highway and Bridge Construction Schedule

Construction contingency applied to construction cost in the year the project is awarded.

Three percent project growth factor compounded annually is applied to right-of-way and construction costs in program years 2, 3, 4, and 5.

No inflation is applied to the Funding From Other Sources (FFOS) or Payments.

Engineering includes PE costs, CE costs and R/W incidentals.

						STATE FISCAL YEAR PROJECT BUDGETING					
						Prior Prog.	7/2017- 6/2018	7/2018- 6/2019	7/2019- 6/2020	7/2020- 6/2021	7/2021- 6/2022
County: Webster	Bridge improvements over the James River and on Rte. B over the James River. Project involves bridges R0345 and X0793.	Engineering:	144	177	0	0	0	0	0	0	0
Route: RT KK		R/W:	0	5	0	0	0	0	0	0	0
Job No.: 7P3044		Construction:	0	1,187	0	0	0	0	0	0	0
Length: 0.11	MPO: N	FFOS:	0	0	0	0	0	0	0	0	0
Fund Cat: Taking Care Of System	Fed: 1,095 State: 274 Local: 0	Payments:	0	0	0	0	0	0	0	0	0
Sec Cat: Rehab And Reconst	Awd Date: Winter 18 Anticipated Fed Cat: NHPP										
TIP #: Future Cost: 0 Estimate Total: 1,513											
County: Webster	Pavement improvements from Rte. A to Rte. B.	Engineering:	0	2	10	72	0	0	0	0	0
Route: RT KK		R/W:	0	0	0	0	0	0	0	0	0
Job No.: 7S3218		Construction:	0	0	0	761	0	0	0	0	0
Length: 13.73	MPO: N	FFOS:	0	0	0	0	0	0	0	0	0
Fund Cat: Taking Care Of System	Fed: 677 State: 168 Local: 0	Payments:	0	0	0	0	0	0	0	0	0
Sec Cat: Thin Lift Overlay	Awd Date: 2020 Anticipated Fed Cat: STBG										
TIP #: Future Cost: 0 Estimate Total: 845											
County: Webster	Pavement and safety improvements from Rte. 60 to Forrest Brook Lane south of Diggins.	Engineering:	0	3	34	0	0	0	0	0	0
Route: RT NN		R/W:	0	0	0	0	0	0	0	0	0
Job No.: 7S3240		Construction:	0	0	171	0	0	0	0	0	0
Length: 1.19	MPO: N	FFOS:	0	0	0	0	0	0	0	0	0
Fund Cat: Taking Care Of System	Fed: 166 State: 42 Local: 0	Payments:	0	0	0	0	0	0	0	0	0
Sec Cat: Thin Lift Overlay	Awd Date: Fall 18 Anticipated Fed Cat: STBG										
TIP #: Future Cost: 0 Estimate Total: 208											
County: Webster	Pavement and safety improvements on Rte. OO from Rte. B to Rte. 38, on Rte. C from Rte. 38 to Rte. 60 and on Rte. BB from Rte. K to Rte. 14 in Douglas County. \$368,000 Open Container funds.	Engineering:	2	150	277	0	0	0	0	0	0
Route: RT OO		R/W:	0	0	0	0	0	0	0	0	0
Job No.: 7S3146		Construction:	0	0	3,104	0	0	0	0	0	0
Length: 24.82	MPO: N	FFOS:	0	0	368	0	0	0	0	0	0
Fund Cat: Taking Care Of System	Fed: 2,825 State: 706 Local: 0	Payments:	0	0	0	0	0	0	0	0	0
Sec Cat: Thin Lift Overlay	Awd Date: Fall 18 Anticipated Fed Cat: STBG										
TIP #: Future Cost: 0 Estimate Total: 3,533											
County: Webster	Pavement and safety improvements from Rte. 60 to Rte. U.	Engineering:	2	66	0	0	0	0	0	0	0
Route: RT VV		R/W:	0	0	0	0	0	0	0	0	0
Job No.: 7S3121		Construction:	0	394	0	0	0	0	0	0	0
Length: 3.03	MPO: N	FFOS:	0	0	0	0	0	0	0	0	0
Fund Cat: Taking Care Of System	Fed: 368 State: 92 Local: 0	Payments:	0	0	0	0	0	0	0	0	0
Sec Cat: Thin Lift Overlay	Awd Date: Fall 17 Anticipated Fed Cat: STBG										
TIP #: Future Cost: 0 Estimate Total: 462											

* Subject to the approval of the Transportation Improvement Program by the governing Metropolitan Planning Organization.



2018-2022 Highway and Bridge Construction Schedule

Transportation Planning

P.O. Box 270
Jefferson City, MO 65802

Construction contingency applied to construction cost in the year the project is awarded.

Three percent project growth factor compounded annually is applied to right-of-way and construction costs in program years 2, 3, 4, and 5.

No inflation is applied to the Funding From Other Sources (FFOS) or Payments.

Engineering includes PE costs, CE costs and R/W incidentals.

Construction contingency applied to construction cost in the year the project is awarded. Three percent project growth factor compounded annually is applied to right-of-way and construction costs in program years 2, 3, 4, and 5. No inflation is applied to the Funding From Other Sources (FFOS) or Payments. Engineering includes PE costs, CE costs and R/W incidentals.										STATE FISCAL YEAR PROJECT BUDGETING					
										Prior Prog.	7/2017- 6/2018	7/2018- 6/2019	7/2019- 6/2020	7/2020- 6/2021	7/2021- 6/2022
County: Webster	Pavement improvements from Rte. 60 to Rte. 14.					Engineering:	0	2	6	50	0	0			
Route: RT Z						R/W:	0	0	0	0	0	0			
Job No.: 7S3217						Construction:	0	0	0	522	0	0			
Length: 11.87	MPO: N						FFOS:	0	0	0	0	0			
Fund Cat: Taking Care Of System					Fed: 465	State: 115	Local: 0								
Sec Cat: Thin Lift Overlay	Awd Date: 2020	Anticipated Fed Cat: STBG					Payments:	0	0	0	0	0			
TIP #:	Future Cost: 0				Estimate Total: 580										

* Subject to the approval of the Transportation Improvement Program by the governing Metropolitan Planning Organization.

Jun-8-2017

Section 4 - 37

District Southwest

Dollars in Thousands



2018-2022 Highway and Bridge Construction Schedule

Transportation Planning

P.O. Box 270
Jefferson City, MO 65802

Construction contingency applied to construction cost in the year the project is awarded.
Three percent project growth factor compounded annually is applied to right-of-way and construction costs in program years 2, 3, 4, and 5.
No inflation is applied to the Funding From Other Sources (FFOS) or Payments.
Engineering includes PE costs, CE costs and R/W incidentals.

STATE FISCAL YEAR PROJECT BUDGETING						
	Prior Prog.	7/2017- 6/2018	7/2018- 6/2019	7/2019- 6/2020	7/2020- 6/2021	7/2021- 6/2022
FFOS:	205	10,713	4,735	3,254	3,039	3,134
Total R/W:	4,963	1,665	36	0	0	0
Total Construction:	0	92,162	96,721	77,881	40,343	21,036
Paybacks:	0	0	0	0	0	0
Sub-Total:	4,963	93,827	96,757	77,881	40,343	21,036
Total Engineering:	14,074	18,695	10,724	7,943	4,370	1,268
Grand Total:	19,037	112,522	107,481	85,824	44,713	22,304
		2018	2019	2020	2021	2022
State		17,524	18,136	16,135	8,734	4,237
AC-State		2,062	30,163	7,614	0	0
Local		965	1,869	0	0	0
Sub-total State		20,551	50,168	23,749	8,734	4,237
Federal						
Sub-total Federal		91,971	57,313	62,075	35,979	18,067
Grand Total		112,522	107,481	85,824	44,713	22,304

Project Count: 181

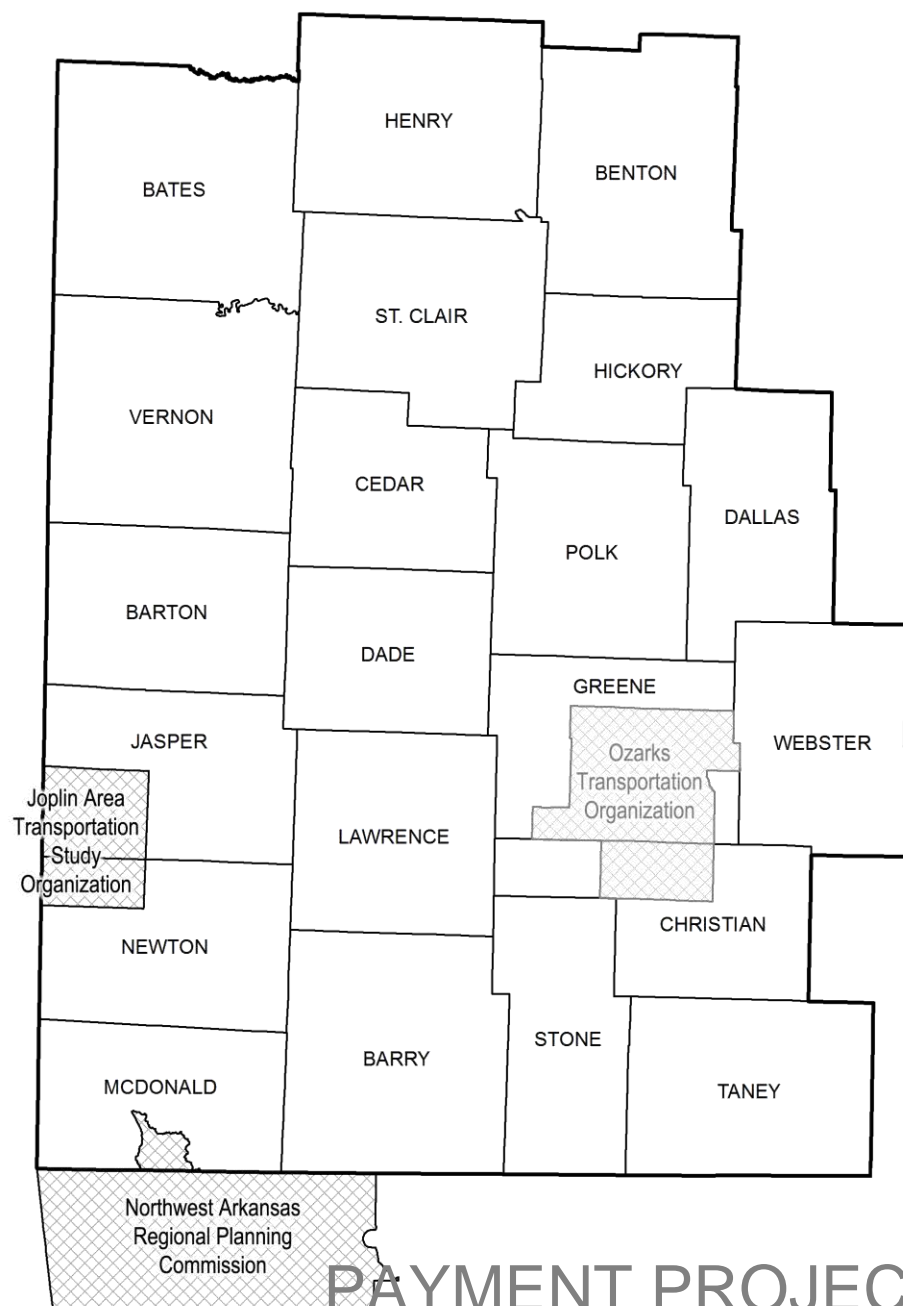
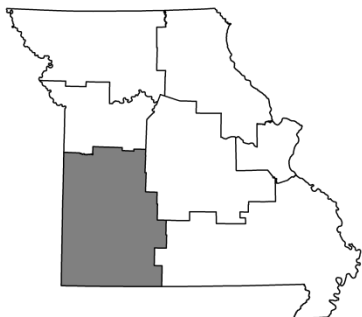
* Subject to the approval of the Transportation Improvement Program by the governing Metropolitan Planning Organization.

Jun-8-2017

Section 4 - 1

District Southwest

Dollars in Thousands



MoDOT's Southwest District

PAYMENT PROJECTS

(Note: The following MoDOT projects are located outside the Ozarks Transportation Organization planning area boundary.)



2018-2022 Highway and Bridge Construction Schedule

Transportation Planning

P.O. Box 270
Jefferson City, MO 65102

Construction contingency applied to construction cost in the year the project is awarded.

Three percent project growth factor compounded annually is applied to right-of-way and construction costs in program years 2, 3, 4, and 5.

No inflation is applied to the Funding From Other Sources (FFOS) or Payments.

Engineering includes PE costs, CE costs and R/W incidentals.

Construction contingency applied to construction cost in the year the project is awarded. Three percent project growth factor compounded annually is applied to right-of-way and construction costs in program years 2, 3, 4, and 5. No inflation is applied to the Funding From Other Sources (FFOS) or Payments. Engineering includes PE costs, CE costs and R/W incidentals.							STATE FISCAL YEAR PROJECT BUDGETING					
							Prior Prog.	7/2017- 6/2018	7/2018- 6/2019	7/2019- 6/2020	7/2020- 6/2021	7/2021- 6/2022
County: Henry Route: MO 7 Job No.: 7P3187E Length: 0.14 MPO: N Fund Cat: Flexible & Other												

* Subject to the approval of the Transportation Improvement Program by the governing Metropolitan Planning Organization.

Jun-8-2017

Section 4 - 1

District Southwest

Dollars in Thousands



2018-2022 Highway and Bridge Construction Schedule

Transportation Planning

P.O. Box 270
Jefferson City, MO 65102

Construction contingency applied to construction cost in the year the project is awarded.

Three percent project growth factor compounded annually is applied to right-of-way and construction costs in program years 2, 3, 4, and 5.

No inflation is applied to the Funding From Other Sources (FFOS) or Payments.

Engineering includes PE costs, CE costs and R/W incidentals.

Construction contingency applied to construction cost in the year the project is awarded. Three percent project growth factor compounded annually is applied to right-of-way and construction costs in program years 2, 3, 4, and 5. No inflation is applied to the Funding From Other Sources (FFOS) or Payments. Engineering includes PE costs, CE costs and R/W incidentals.													STATE FISCAL YEAR PROJECT BUDGETING						
													Prior Prog.	7/2017- 6/2018	7/2018- 6/2019	7/2019- 6/2020	7/2020- 6/2021	7/2021- 6/2022	
County: Various	On-call work zone enforcement at various locations in the rural Southwest District.												Engineering:	0	1	1	2	0	0
Route: Various													R/W:	0	0	0	0	0	0
Job No.: 713208													Construction:	0	0	0	0	0	0
Length: 0.00	MPO: Y												FFOS:	0	0	0	0	0	0
Fund Cat: Safety	Fed: 63 State: 7 Local: 0												Payments:	0	0	0	66	0	0
Sec Cat: Safety	Awd Date: N/A Anticipated Fed Cat: Safety																		
TIP #: 	Future Cost: 0 Estimate Total: 70																		
County: Various	Operations and management of Ozarks Traffic ITS in the rural Southwest District.												Engineering:	1	1	0	0	0	0
Route: Various													R/W:	0	0	0	0	0	0
Job No.: 7Q3112													Construction:	0	0	0	0	0	0
Length: 0.00	MPO: Y												FFOS:	0	0	0	0	0	0
Fund Cat: Flexible & Other	Fed: 120 State: 30 Local: 0												Payments:	0	149	0	0	0	0
Sec Cat: Systems Operations	Awd Date: N/A Anticipated Fed Cat: STBG																		
TIP #: 30HS-17	Future Cost: 0 Estimate Total: 151																		
County: Various	Operations and management of Ozarks Traffic ITS in the rural Southwest District.												Engineering:	1	1	1	0	0	0
Route: Various													R/W:	0	0	0	0	0	0
Job No.: 7Q3113													Construction:	0	0	0	0	0	0
Length: 0.00	MPO: Y												FFOS:	0	0	0	0	0	0
Fund Cat: Flexible & Other	Fed: 121 State: 30 Local: 0												Payments:	0	0	149	0	0	0
Sec Cat: Systems Operations	Awd Date: N/A Anticipated Fed Cat: STBG																		
TIP #: 31HS-17	Future Cost: 0 Estimate Total: 152																		
County: Various	Operations and management of Ozarks Traffic ITS in the rural Southwest District.												Engineering:	0	1	1	1	0	0
Route: Various													R/W:	0	0	0	0	0	0
Job No.: 7Q3209													Construction:	0	0	0	0	0	0
Length: 0.00	MPO: Y												FFOS:	0	0	0	0	0	0
Fund Cat: Flexible & Other	Fed: 122 State: 30 Local: 0												Payments:	0	0	0	149	0	0
Sec Cat: Systems Operations	Awd Date: N/A Anticipated Fed Cat: STBG																		
TIP #: 	Future Cost: 0 Estimate Total: 152																		

* Subject to the approval of the Transportation Improvement Program by the governing Metropolitan Planning Organization.

Jun-8-2017

Section 4 - 2

District Southwest

Dollars in Thousands



2018-2022 Highway and Bridge Construction Schedule

Transportation Planning

P.O. Box 270
Jefferson City, MO 65802

Construction contingency applied to construction cost in the year the project is awarded.
Three percent project growth factor compounded annually is applied to right-of-way and construction costs in program years 2, 3, 4, and 5.
No inflation is applied to the Funding From Other Sources (FFOS) or Payments.
Engineering includes PE costs, CE costs and R/W incidentals.

STATE FISCAL YEAR PROJECT BUDGETING						
	Prior Prog.	7/2017- 6/2018	7/2018- 6/2019	7/2019- 6/2020	7/2020- 6/2021	7/2021- 6/2022
FFOS:	59	0	0	0	0	0
Total R/W:	59	0	0	0	0	0
Total Construction:	0	0	0	0	0	0
Paybacks:	27,823	8,662	8,515	8,515	8,300	8,302
Sub-Total:	27,882	8,662	8,515	8,515	8,300	8,302
Total Engineering:	5	10	6	3	0	0
Grand Total:	27,887	8,672	8,521	8,518	8,300	8,302
		2018	2019	2020	2021	2022
State		8,366	8,337	8,337	8,300	8,302
AC-State		0	0	0	0	0
Local		0	0	0	0	0
Sub-total State		8,366	8,337	8,337	8,300	8,302
Federal						
Sub-total Federal		306	184	181	0	0
Grand Total		8,672	8,521	8,518	8,300	8,302

Project Count: 9

* Subject to the approval of the Transportation Improvement Program by the governing Metropolitan Planning Organization.

Jun-8-2017

Section 4 - 1

District Southwest

Dollars in Thousands



2018-2022 Highway and Bridge Construction Schedule

Transportation Planning

P.O. Box 270
Jefferson City, MO 65102

Construction contingency applied to construction cost in the year the project is awarded.
Three percent project growth factor compounded annually is applied to right-of-way and construction costs in program years 2, 3, 4, and 5.
No inflation is applied to the Funding From Other Sources (FFOS) or Payments.
Engineering includes PE costs, CE costs and R/W incidentals.

Southwest NON TMA Total

STATE FISCAL YEAR PROJECT BUDGETING						
	Prior Prog.	7/2017- 6/2018	7/2018- 6/2019	7/2019- 6/2020	7/2020- 6/2021	7/2021- 6/2022
FFOS:	264	10,713	4,735	3,254	3,039	3,134
Total R/W:	5,022	1,665	36	0	0	0
Total Construction:	0	92,162	96,721	77,881	40,343	21,036
Paybacks:	27,823	8,662	8,515	8,515	8,300	8,302
Sub-Total:	32,845	102,489	105,272	86,396	48,643	29,338
Total Engineering:	14,079	18,705	10,730	7,946	4,370	1,268
Grand Total:	46,924	121,194	116,002	94,342	53,013	30,606

	2018	2019	2020	2021	2022
State	25,890	26,473	24,472	17,034	12,539
AC-State	2,062	30,163	7,614	0	0
Local	965	1,869	0	0	0
Sub-total State	28,917	58,505	32,086	17,034	12,539

Federal					
Sub-total Federal	92,277	57,497	62,256	35,979	18,067
Grand Total	121,194	116,002	94,342	53,013	30,606

Project Count: 190

* Subject to the approval of the Transportation Improvement Program by the governing Metropolitan Planning Organization.

Jun-8-2017

Section 4 - 1

District Southwest

Dollars in Thousands

District Program Summary
Southwest (Rural)
(Dollars in Millions)

Amounts include construction and right of way, excludes engineering.

State Fiscal Year	2018	2019	2020	2021	2022
Statewide Interstate And Major Bridge - Available					
Statewide Interstate And Major Bridge - FFOS	0.000	0.000	0.000	0.000	0.000
Statewide Interstate And Major Bridge - Fund Transfers	24.993	0.000	2.438	0.000	0.000
Statewide Interstate And Major Bridge - Carryover	-4.153	0.000	0.000	0.000	0.000
Award and Completed Project Adjustments	0.000	0.000	0.000	0.000	0.000
Statewide Interstate And Major Bridge - Total Available	20.840	0.000	2.438	0.000	0.000
Statewide Interstate And Major Bridge - Programmed	24.993	0.000	2.586	0.000	0.000
Safety - Available	2.781	2.818	2.776	2.762	2.745
Safety - FFOS	3.315	1.869	2.038	1.781	1.876
Safety - Fund Transfers	3.822	-3.148	-1.702	0.000	0.000
Safety - Carryover	2.080	0.000	0.000	0.000	0.000
Award and Completed Project Adjustments	-0.271	0.290	0.020	0.521	0.000
Safety - Total Available	11.727	1.829	3.132	5.064	4.621
Safety - Programmed	11.727	3.115	2.228	1.946	2.111
Taking Care Of System - Available	32.311	33.257	33.488	33.321	33.106
Taking Care Of System - FFOS	6.373	2.866	1.216	1.258	1.258
Taking Care Of System - Fund Transfers	25.599	59.762	10.116	0.000	0.000
Taking Care Of System - Carryover	0.636	0.000	0.000	0.000	0.000
Award and Completed Project Adjustments	7.987	0.240	-1.937	2.954	0.000
Taking Care Of System - Total Available	72.906	96.125	42.883	37.533	34.364
Taking Care Of System - Programmed	63.216	99.534	81.435	26.550	27.226
Flexible & Other - Available					
Flexible & Other - FFOS	1.025	0.000	0.000	0.000	0.000
Flexible & Other - Fund Transfers	1.528	2.551	0.149	0.000	0.000
Flexible & Other - Carryover	-3.518	0.000	0.000	0.000	0.000
Award and Completed Project Adjustments	0.000	1.130	-3.878	0.000	0.000
Flexible & Other - Total Available	-0.965	3.681	-3.729	0.000	0.000
Flexible & Other - Programmed	2.553	2.623	0.149	0.000	0.000
Statewide Safety - Available					
Statewide Safety - FFOS	0.000	0.000	0.000	0.000	0.000
Statewide Safety - Fund Transfers	0.000	0.000	0.000	0.000	0.000
Statewide Safety - Carryover	0.000	0.000	0.000	0.000	0.000
Award and Completed Project Adjustments	0.000	0.000	0.000	0.000	0.000
Statewide Safety - Total Available	0.000	0.000	0.000	0.000	0.000
Statewide Safety - Programmed	0.000	0.000	0.000	0.000	0.000
Statewide Major Projects & Emerging Needs - Available					
Statewide Major Projects & Emerging Needs - FFOS	0.000	0.000	0.000	0.000	0.000
Statewide Major Projects & Emerging Needs - Fund Transfers	0.000	0.000	0.000	0.000	0.000
Statewide Major Projects & Emerging Needs - Carryover	8.440	0.000	0.000	0.000	0.000
Award and Completed Project Adjustments	0.000	0.000	0.000	0.000	0.000
Statewide Major Projects & Emerging Needs - Total Available	8.440	0.000	0.000	0.000	0.000
Statewide Major Projects & Emerging Needs - Programmed	0.000	0.000	0.000	0.000	0.000
Statewide Amendment 3 - Available					
Statewide Amendment 3 - FFOS	0.000	0.000	0.000	0.000	0.000
Statewide Amendment 3 - Fund Transfers	0.000	0.000	0.000	18.437	0.000
Statewide Amendment 3 - Carryover	-4.940	0.000	0.000	0.000	0.000
Award and Completed Project Adjustments	0.000	0.000	0.000	0.000	0.000
Statewide Amendment 3 - Total Available	-4.940	0.000	0.000	18.437	0.000
Statewide Amendment 3 - Programmed	0.000	0.000	0.000	20.147	0.000

*Note: Three percent inflation compounded annually applied to program years 2019 - 2022
Two percent construction contingency applied to construction.*

District Program Summary**Southwest (Rural)**

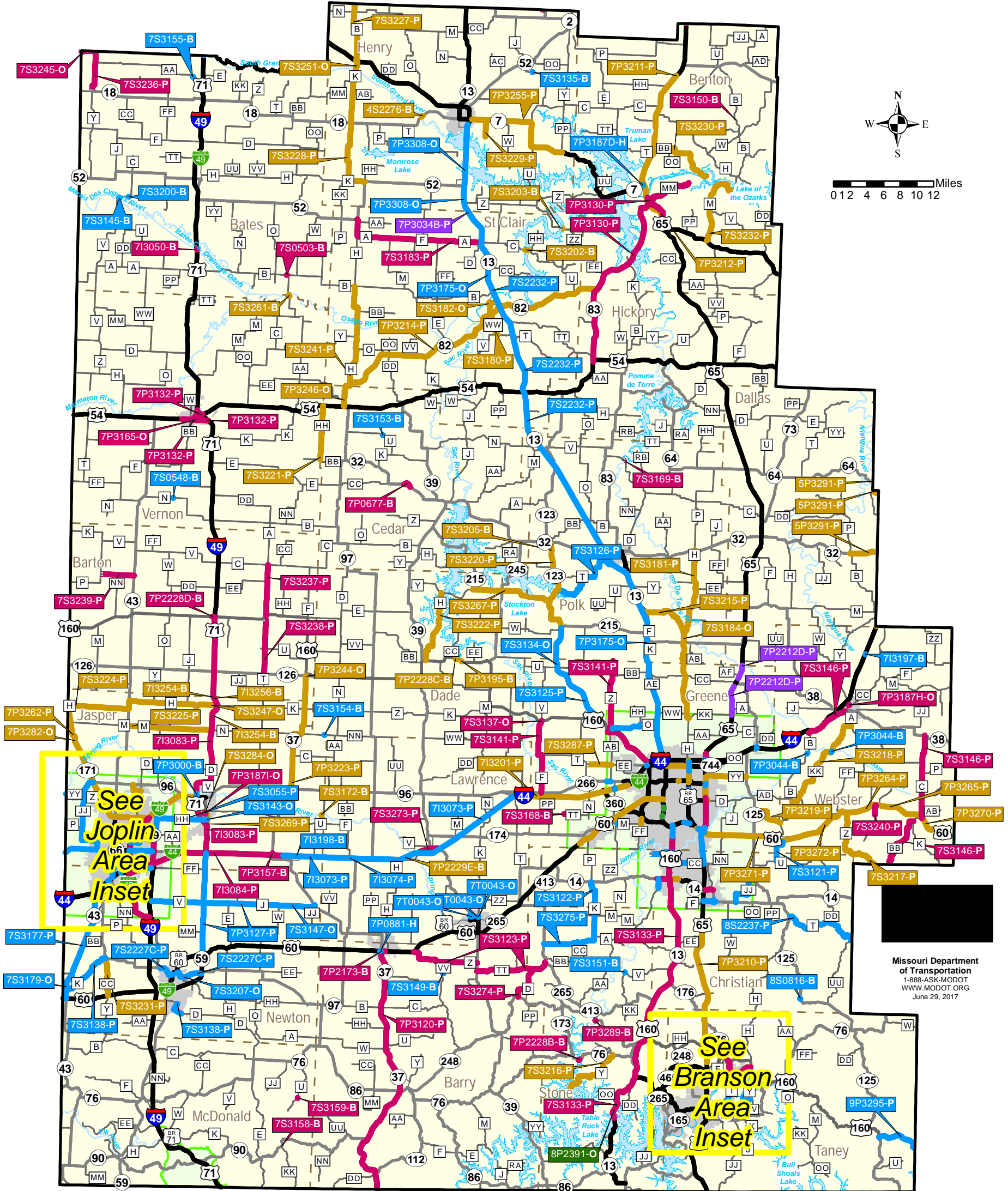
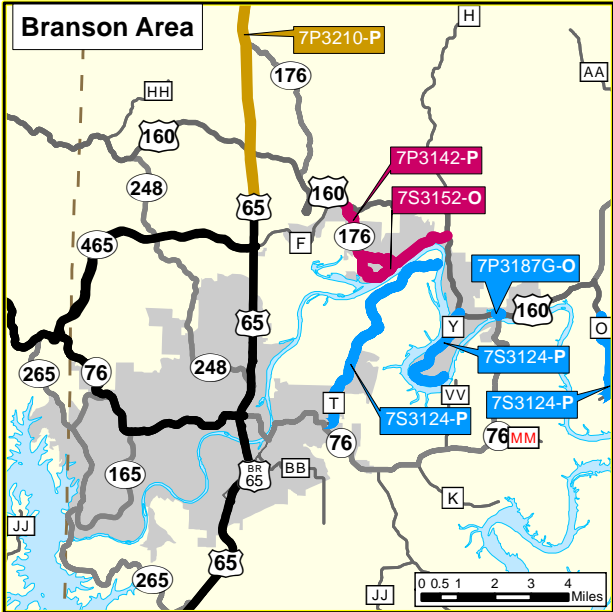
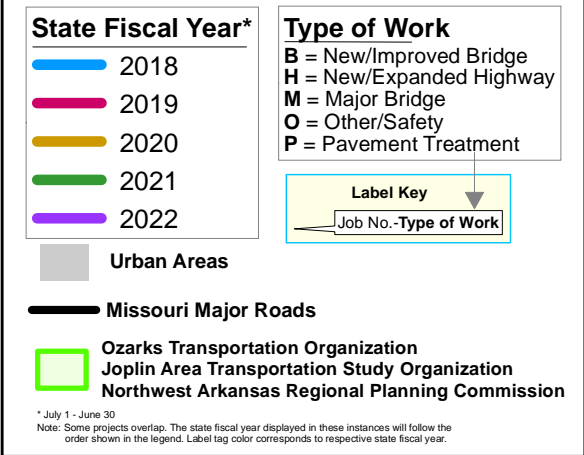
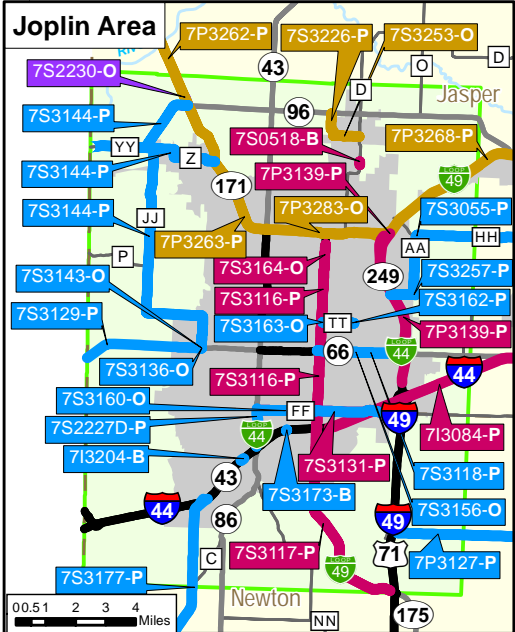
(Dollars in Millions)

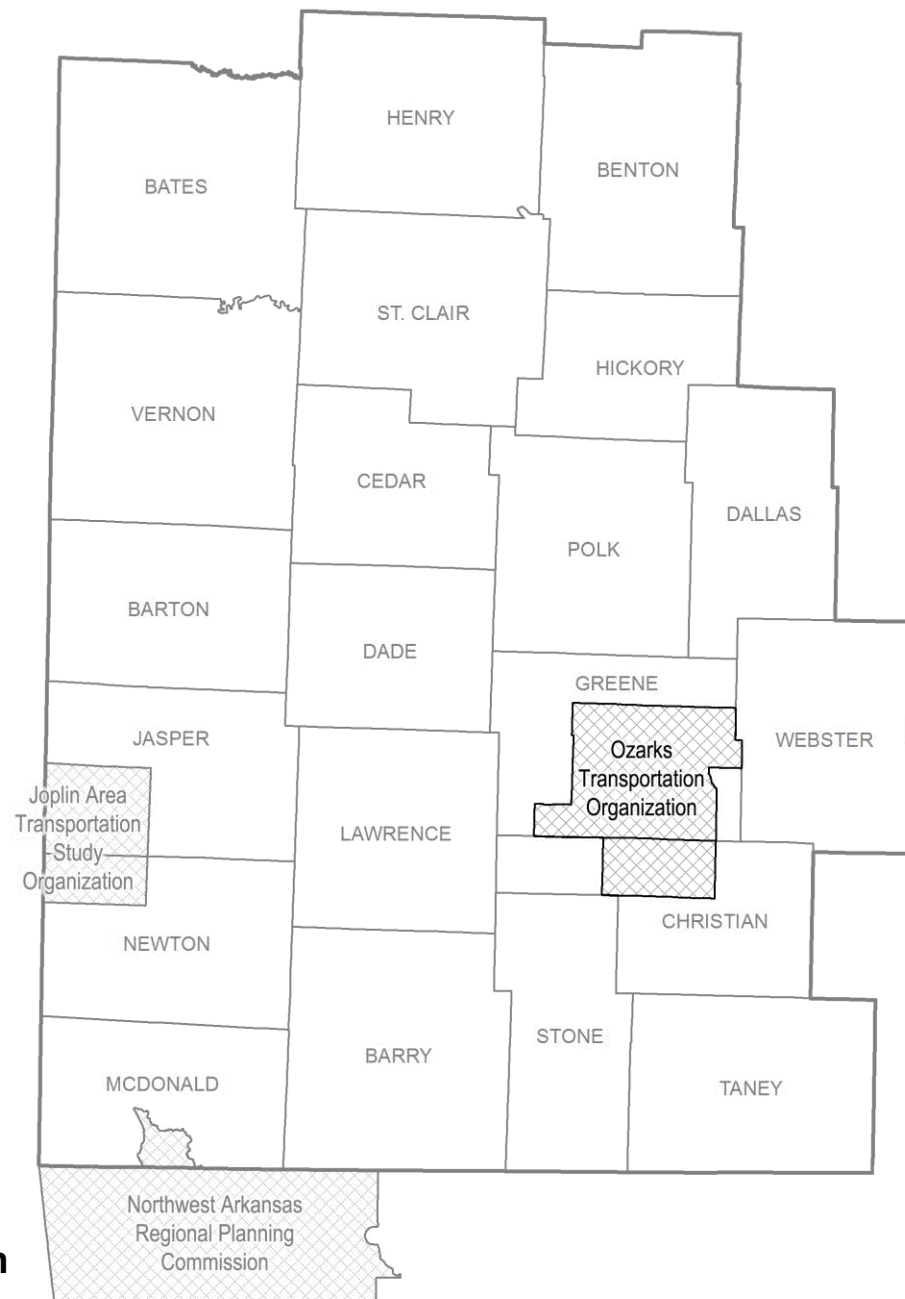
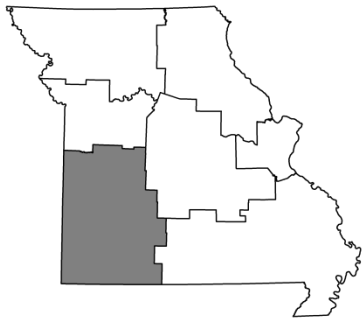
Amounts include construction and right of way, excludes engineering.

Total Categorized Funding Available by SFY	108.008	101.635	44.724	61.034	38.985
Total Flexible Funds Available	4.197	9.030	48.084	43.654	48.113
Adjustments	7.716	1.660	-5.795	3.475	0.000
Carryovers	-1.455				
Total Available by SFY	112.205	110.665	92.808	104.688	87.098
Total Programmed by SFY	102.489	105.272	86.398	48.643	29.337

*Note: Three percent inflation compounded annually applied to program years 2019 - 2022
Two percent construction contingency applied to construction.*

Highway and Bridge Construction Projects





**MoDOT's Southwest District
TMA: Ozarks Transportation Organization**

(Note: The following MoDOT projects are located inside the Ozarks Transportation Organization planning area boundary.)

PROJECT DESCRIPTION KEY

2018-2022 Highway and Bridge Construction Schedule

Construction contingency applied to construction cost in the year the project is awarded.

Three percent project growth factor compounded annually is applied to right-of-way and construction in program years 2, 3, 4, and 5.

No inflation is applied to the Funding From Other Sources (FFOS) or Payments.

Engineering includes PE costs, CE costs, and R/W incidentals.

						STATE FISCAL YEAR PROJECT BUDGETING					
						Prior Prog.	7/2017 6/2018	7/2018 6/2019	7/2019 6/2020	7/2020 6/2021	7/2021 6/2022
County:	XX	Engineering:	99	9	0	0	0	0	0	0	0
Route:	XX	R/W:	0	0	99	0	0	0	0	0	0
Job No.:		Construction:	0	0	0	999	0	0	0	0	0
Length:											
Fund Cat:	MPO: Fed: State: Local:										
Sec Cat:	Award Date Anticipated Fed Cat:	FFOS:	0	0	0	99	0	0	0	0	0
TIP#	Future Cost: Estimate Total:	Payments:	0	99	0	0	0	0	0	0	0

Anticipated Federal
Funding Category^

Estimated cost range beyond 2022.

Date project is to be awarded to begin
construction (Season and calendar year for
2017 & 2018. SFY only beyond 2018).

Metropolitan Planning Organization (Y/N).

Project description and location.

County location of project.

Route location of project.

Project number used to track
project costs.

Total length in 1/100 miles.

Primary Funding Category.*

Secondary Funding Category.**

Transportation Improvement Program
number (MPO projects only).

Total project cost estimate.

Federal, Advanced CN-State,
State and Local share of project
costs.

Dollars programmed
in previous STIPs.

Dollars funded
from other
sources.

Dollars for construction,
utilities and
contingency.

Dollars for right-of-way
(land acquisition).

Dollars to be paid back for
accelerating the project or
payments to others.

Dollars for engineering that include
preliminary engineering, construction
engineering and right-of-way incidentals.

*Primary Funding Category:

Take Care of System
Statewide Interstate & Major Bridge
Safety
Statewide Safety
Flexible & Other
Amendment 3

**Secondary Funding Category:

Enhancements
Low Type Resurfacing
N - Ada Trans (ADA Transition Plan)
Preventive Maint (Preventive Maintenance)
Regional
Rehab And Reconst (Rehabilitation and Reconstruction)
Routine Maintenance
Safety
Systems Operations
Thin Lift Overlay
Urban Safety

^Anticipated Federal Funding Category:

CMAQ - Congestion Mitigation and Air Quality.

* Usually 80% Federal & 20% State funds.

Earmark - usually 80% Federal & 20% State funds.

NHFP - National Highway Freight Program.

* Usually 80% Federal & 20% State funds.

NHPP - National Highway Performance Program.

* Usually 80% Federal & 20% State funds.

* Sometimes 90% Federal & 10% State funds.

Safety - usually 90% Federal & 10% State funds.

State - No federal funds, state only funded.

STBG - Surface Transportation Block Grant program.

* Usually 80% Federal & 20% State funds.

(All Costs in Thousands)



2018-2022 Highway and Bridge Construction Schedule

Transportation Planning

P.O. Box 270
Jefferson City, MO 65102

Construction contingency applied to construction cost in the year the project is awarded.

Three percent project growth factor compounded annually is applied to right-of-way and construction costs in program years 2, 3, 4, and 5.

No inflation is applied to the Funding From Other Sources (FFOS) or Payments.

Engineering includes PE costs, CE costs and R/W incidentals.

Construction contingency applied to construction cost in the year the project is awarded. Three percent project growth factor compounded annually is applied to right-of-way and construction costs in program years 2, 3, 4, and 5. No inflation is applied to the Funding From Other Sources (FFOS) or Payments. Engineering includes PE costs, CE costs and R/W incidentals.							STATE FISCAL YEAR PROJECT BUDGETING					
							Prior Prog.	7/2017- 6/2018	7/2018- 6/2019	7/2019- 6/2020	7/2020- 6/2021	7/2021- 6/2022
County: Christian Route: MO 14 Job No.: 8P0588H Length: 0.85 MPO: Y Fund Cat: Flexible & Other												

* Subject to the approval of the Transportation Improvement Program by the governing Metropolitan Planning Organization.

Jun-8-2017

Section 4 - 1

District Southwest

TMA

Dollars in Thousands



2018-2022 Highway and Bridge Construction Schedule

Transportation Planning

P.O. Box 270
Jefferson City, MO 65102

Construction contingency applied to construction cost in the year the project is awarded.

Three percent project growth factor compounded annually is applied to right-of-way and construction costs in program years 2, 3, 4, and 5.

No inflation is applied to the Funding From Other Sources (FFOS) or Payments.

Engineering includes PE costs, CE costs and R/W incidentals.

Construction contingency applied to construction cost in the year the project is awarded. Three percent project growth factor compounded annually is applied to right-of-way and construction costs in program years 2, 3, 4, and 5. No inflation is applied to the Funding From Other Sources (FFOS) or Payments. Engineering includes PE costs, CE costs and R/W incidentals.							STATE FISCAL YEAR PROJECT BUDGETING					
							Prior Prog.	7/2017- 6/2018	7/2018- 6/2019	7/2019- 6/2020	7/2020- 6/2021	7/2021- 6/2022
County: Christian Route: MO 14 Job No.: 8P3104 Length: 1.18 MPO: Y Fund Cat: Flexible & Other												

* Subject to the approval of the Transportation Improvement Program by the governing Metropolitan Planning Organization.

Jun-8-2017

Section 4 - 2

District Southwest

TMA

Dollars in Thousands



2018-2022 Highway and Bridge Construction Schedule

Construction contingency applied to construction cost in the year the project is awarded.

Three percent project growth factor compounded annually is applied to right-of-way and construction costs in program years 2, 3, 4, and 5.

No inflation is applied to the Funding From Other Sources (FFOS) or Payments.

Engineering includes PE costs, CE costs and R/W incidentals.

Construction contingency applied to construction cost in the year the project is awarded. Three percent project growth factor compounded annually is applied to right-of-way and construction costs in program years 2, 3, 4, and 5. No inflation is applied to the Funding From Other Sources (FFOS) or Payments. Engineering includes PE costs, CE costs and R/W incidentals.							STATE FISCAL YEAR PROJECT BUDGETING					
							Prior Prog.	7/2017- 6/2018	7/2018- 6/2019	7/2019- 6/2020	7/2020- 6/2021	7/2021- 6/2022
County: Christian	Roadway and bridge improvements from 0.7 mile south of Evans Road to Rte. CC in Ozark. Project involves bridge A3108.					Engineering:	50	980	0	0	0	0
Route: US 65						R/W:	0	0	0	0	0	0
Job No.: 8P0605H						Construction:	0	6,497	0	0	0	0
Length: 1.46	MPO: Y					FFOS:	0	0	0	0	0	0
Fund Cat: Flexible & Other	Fed: 5,982 State: 1,495 Local: 0					Payments:	0	0	0	0	0	0
Sec Cat: System Expansion	Awd Date: Spring 18	Anticipated Fed Cat: NHPP										
TIP #: OK1703	Future Cost: 0		Estimate Total: 7,527									
County: Christian	Safety, pedestrian and capacity improvements on South Street from Rte. 65 to Rte. 14 (3rd Street) in Ozark. Utility relocations from Route 65 to 6th. Avenue.					Engineering:	340	298	0	0	0	0
Route: BU 65						R/W:	0	25	0	0	0	0
Job No.: 8P3101						Construction:	0	3,513	0	0	0	0
Length: 1.46	MPO: Y					FFOS:	0	0	0	0	0	0
Fund Cat: Flexible & Other	Fed: 3,068 State: 768 Local: 0					Payments:	0	0	0	0	0	0
Sec Cat: Regional	Awd Date: Spring 18	Anticipated Fed Cat: STBG										
TIP #: OK1702	Future Cost: 0		Estimate Total: 4,176									
County: Christian	Pavement improvements on disconnected sections from 0.5 mile east of Rte. 160 to Rte. 65.					Engineering:	2	58	0	0	0	0
Route: RT CC						R/W:	0	0	0	0	0	0
Job No.: 8S3074						Construction:	0	514	0	0	0	0
Length: 4.02	MPO: Y					FFOS:	0	0	0	0	0	0
Fund Cat: Taking Care Of System	Fed: 457 State: 115 Local: 0					Payments:	0	0	0	0	0	0
Sec Cat: Thin Lift Overlay	Awd Date: Fall 17	Anticipated Fed Cat: STBG										
TIP #: CC1701	Future Cost: 0		Estimate Total: 574									
County: Christian	ADA Transition Plan improvements on Rte. CC at Fremont Road in Fremont Hills and on Rte. M from Tori Drive to Butterfield Drive in Nixa. \$78,000 Statewide Transportation Alternatives funds.					Engineering:	20	88	0	0	0	0
Route: RT CC						R/W:	0	2	0	0	0	0
Job No.: 8S3077						Construction:	0	260	0	0	0	0
Length: 0.62	MPO: Y					FFOS:	0	78	0	0	0	0
Fund Cat: Taking Care Of System	Fed: 281 State: 69 Local: 0					Payments:	0	0	0	0	0	0
Sec Cat: N- Ada Trans	Awd Date: Winter 18	Anticipated Fed Cat: STBG										
TIP #: EN1704	Future Cost: 0		Estimate Total: 370									
County: Christian	Pavement and safety improvements on Rte. JJ from Rte. 14 to Rte. 125 and on Rte. AA from Rte. 160 to end of state maintenance.					Engineering:	5	139	0	0	0	0
Route: RT JJ						R/W:	0	0	0	0	0	0
Job No.: 8S3076						Construction:	0	836	0	0	0	0
Length: 7.21	MPO: Y					FFOS:	0	0	0	0	0	0
Fund Cat: Taking Care Of System	Fed: 781 State: 194 Local: 0					Payments:	0	0	0	0	0	0
Sec Cat: Thin Lift Overlay	Awd Date: Fall 17	Anticipated Fed Cat: STBG										
TIP #: CC1702	Future Cost: 0		Estimate Total: 980									

* Subject to the approval of the Transportation Improvement Program by the governing Metropolitan Planning Organization.



2018-2022 Highway and Bridge Construction Schedule

Transportation Planning

P.O. Box 270
Jefferson City, MO 65102

Construction contingency applied to construction cost in the year the project is awarded.

Three percent project growth factor compounded annually is applied to right-of-way and construction costs in program years 2, 3, 4, and 5.

No inflation is applied to the Funding From Other Sources (FFOS) or Payments.

Engineering includes PE costs, CE costs and R/W incidentals.

Construction contingency applied to construction cost in the year the project is awarded. Three percent project growth factor compounded annually is applied to right-of-way and construction costs in program years 2, 3, 4, and 5. No inflation is applied to the Funding From Other Sources (FFOS) or Payments. Engineering includes PE costs, CE costs and R/W incidentals.							STATE FISCAL YEAR PROJECT BUDGETING						
							Prior Prog.	7/2017- 6/2018	7/2018- 6/2019	7/2019- 6/2020	7/2020- 6/2021	7/2021- 6/2022	
County: Christian	Pavement improvements from Rte. 14 to Butterfield Road in Nixa.						Engineering:	2	23	0	0	0	0
Route: RT M							R/W:	0	0	0	0	0	0
Job No.: 8S3075							Construction:	0	212	0	0	0	0
Length: 1.07	MPO: Y						FFOS:	0	0	0	0	0	
Fund Cat: Taking Care Of System						Fed: 189 State: 46 Local: 0	Payments:	0	0	0	0	0	
Sec Cat: Thin Lift Overlay	Awd Date: Fall 17	Anticipated Fed Cat: STBG											
TIP #: NX1703	Future Cost: 0		Estimate Total: 237										
County: Greene	Interchange ramp intersection improvements at Rte. 125 in Strafford. \$39,700 City of Strafford. \$158,800 STP-Urban.						Engineering:	47	53	0	0	0	0
Route: MO 125							R/W:	0	0	0	0	0	0
Job No.: 8P3088E							Construction:	0	298	0	0	0	0
Length: 0.16	MPO: Y						FFOS:	0	199	0	0	0	0
Fund Cat: Flexible & Other						Fed: 280 State: 31 Local: 40	Payments:	0	0	0	0	0	0
Sec Cat: Regional	Awd Date: Summer 17	Anticipated Fed Cat: STBG											
TIP #: ST1801-17A	Future Cost: 0		Estimate Total: 398										
County: Greene	Signal improvements on Kansas Expressway at Sunset Street and Walnut Lawn Street in Springfield.						Engineering:	38	2	2	7	101	0
Route: MO 13							R/W:	0	0	0	0	0	0
Job No.: 8P2390							Construction:	0	0	0	0	449	0
Length: 0.40	MPO: Y						FFOS:	0	0	0	0	0	0
Fund Cat: Taking Care Of System						Fed: 450 State: 111 Local: 0	Payments:	0	0	0	0	0	0
Sec Cat: Systems Operations	Awd Date: 2021	Anticipated Fed Cat: NHPP											
TIP #: SP1401	Future Cost: 0		Estimate Total: 599										
County: Greene	Safety improvements at various intersections from north of Rte. WW to 0.5 mile south of Farm Road 94. \$860,000 Open Container funds.						Engineering:	2	865	0	0	0	0
Route: MO 13							R/W:	0	0	0	0	0	0
Job No.: 8P3091							Construction:	0	2,598	0	0	0	0
Length: 5.10	MPO: Y						FFOS:	0	860	0	0	0	0
Fund Cat: Safety						Fed: 3,116 State: 347 Local: 0	Payments:	0	0	0	0	0	0
Sec Cat: Safety	Awd Date: Winter 18	Anticipated Fed Cat: Safety											
TIP #: MO1713	Future Cost: 0		Estimate Total: 3,465										
County: Greene	Roadway improvements from 0.3 mile west of County Road 94 to 0.4 mile west of I-44.						Engineering:	10	835	604	0	0	0
Route: US 160							R/W:	0	20	0	0	0	0
Job No.: 8P0601B							Construction:	0	0	8,939	0	0	0
Length: 3.44	MPO: Y						FFOS:	0	0	0	0	0	0
Fund Cat: Flexible & Other						Fed: 8,318 State: 2,080 Local: 0	Payments:	0	0	0	0	0	0
Sec Cat: System Expansion	Awd Date: 2019	Anticipated Fed Cat: STBG											
TIP #: GR1701	Future Cost: 0		Estimate Total: 10,408										

* Subject to the approval of the Transportation Improvement Program by the governing Metropolitan Planning Organization.



2018-2022 Highway and Bridge Construction Schedule

Transportation Planning

P.O. Box 270
Jefferson City, MO 65102

Construction contingency applied to construction cost in the year the project is awarded.

Three percent project growth factor compounded annually is applied to right-of-way and construction costs in program years 2, 3, 4, and 5.

No inflation is applied to the Funding From Other Sources (FFOS) or Payments.

Engineering includes PE costs, CE costs and R/W incidentals.

Construction contingency applied to construction cost in the year the project is awarded. Three percent project growth factor compounded annually is applied to right-of-way and construction costs in program years 2, 3, 4, and 5. No inflation is applied to the Funding From Other Sources (FFOS) or Payments. Engineering includes PE costs, CE costs and R/W incidentals.							STATE FISCAL YEAR PROJECT BUDGETING					
							Prior Prog.	7/2017- 6/2018	7/2018- 6/2019	7/2019- 6/2020	7/2020- 6/2021	7/2021- 6/2022
County: Greene Route: US 160 Job No.: 8P0601C Length: 3.01 MPO: Y Fund Cat: Flexible & Other												

* Subject to the approval of the Transportation Improvement Program by the governing Metropolitan Planning Organization.



2018-2022 Highway and Bridge Construction Schedule

Construction contingency applied to construction cost in the year the project is awarded.

Three percent project growth factor compounded annually is applied to right-of-way and construction costs in program years 2, 3, 4, and 5.

No inflation is applied to the Funding From Other Sources (FFOS) or Payments.

Engineering includes PE costs, CE costs and R/W incidentals.

Construction contingency applied to construction cost in the year the project is awarded. Three percent project growth factor compounded annually is applied to right-of-way and construction costs in program years 2, 3, 4, and 5. No inflation is applied to the Funding From Other Sources (FFOS) or Payments. Engineering includes PE costs, CE costs and R/W incidentals.										STATE FISCAL YEAR PROJECT BUDGETING					
										Prior Prog.	7/2017- 6/2018	7/2018- 6/2019	7/2019- 6/2020	7/2020- 6/2021	7/2021- 6/2022
County: Greene Route: MO 413 Job No.: 8S3114 Length: 4.86 MPO: Y Fund Cat: Taking Care Of System Sec Cat: Thin Lift Overlay Awd Date: 2020 Anticipated Fed Cat: NHPP TIP #: SP1809-18 Future Cost: 0 Estimate Total: 2,489	Pavement improvements from Rte. 360 to Rte. 13 (Kansas Expressway) in Springfield.				Engineering: 0 R/W: 0 Construction: 0 FFOS: 0 Payments: 0	2 0 0 0 0	37 0 0 0 0	209 0 2,241 0 0	0 0 0 0 0	0 0 0 0 0					
County: Greene Route: IS 44 Job No.: 0I30040 Length: 21.85 MPO: Y Fund Cat: Statewide Interstate And Major Bridge Sec Cat: Preventive Maint Awd Date: Winter 18 Anticipated Fed Cat: NHPP TIP #: MO1808-18 Future Cost: 0 Estimate Total: 219	Job Order Contracting for pavement repair in the Ozarks Transportation Organization area.				Engineering: 0 R/W: 0 Construction: 0 FFOS: 0 Payments: 0	19 0 200 0 0	0 0 0 0 0	0 0 0 0 0	0 0 0 0 0	0 0 0 0 0					
County: Greene Route: IS 44 Job No.: 8I3109 Length: 0.09 MPO: Y Fund Cat: Taking Care Of System Sec Cat: Rehab And Reconst Awd Date: Spring 18 Anticipated Fed Cat: NHPP TIP #: SP1806-18 Future Cost: 0 Estimate Total: 946	Rehabilitate bridges over Rte. 744 (Kearney Street) in Springfield. Project involves bridges A0714 and A0715.				Engineering: 0 R/W: 0 Construction: 0 FFOS: 0 Payments: 0	192 0 754 0 0	0 0 0 0 0	0 0 0 0 0	0 0 0 0 0	0 0 0 0 0					
County: Greene Route: IS 44 Job No.: 8I3120 Length: 2.72 MPO: Y Fund Cat: Taking Care Of System Sec Cat: Thin Lift Overlay Awd Date: 2020 Anticipated Fed Cat: NHPP TIP #: Future Cost: 0 Estimate Total: 1,753	Pavement improvements from east of Rte. 360 to 0.6 mile west of Rte. 266.				Engineering: 0 R/W: 0 Construction: 0 FFOS: 0 Payments: 0	2 0 0 0 0	25 0 0 0 0	148 0 1,578 0 0	0 0 0 0 0	0 0 0 0 0					
County: Greene Route: IS 44 Job No.: 8I3136 Length: 44.37 MPO: Y Fund Cat: Taking Care Of System Sec Cat: Rehab And Reconst Awd Date: Winter 18 Anticipated Fed Cat: NHPP TIP #: MO1807-18 Future Cost: 0 Estimate Total: 115	Job Order Contracting for bridge repair from east of Rte. 360 to 2 miles east of Rte. 125, Rte. 65 from I-44 to Rte. 60, Rte. 360 from east of I-44 to Rte. 60, and Rte. 60 from Rte. 360 to Rte. 65.				Engineering: 0 R/W: 0 Construction: 0 FFOS: 0 Payments: 0	15 0 100 0 0	0 0 0 0 0	0 0 0 0 0	0 0 0 0 0	0 0 0 0 0					

* Subject to the approval of the Transportation Improvement Program by the governing Metropolitan Planning Organization.



2018-2022 Highway and Bridge Construction Schedule

Transportation Planning

P.O. Box 270
Jefferson City, MO 65102

Construction contingency applied to construction cost in the year the project is awarded.

Three percent project growth factor compounded annually is applied to right-of-way and construction costs in program years 2, 3, 4, and 5.

No inflation is applied to the Funding From Other Sources (FFOS) or Payments.

Engineering includes PE costs, CE costs and R/W incidentals.

Construction contingency applied to construction cost in the year the project is awarded. Three percent project growth factor compounded annually is applied to right-of-way and construction costs in program years 2, 3, 4, and 5. No inflation is applied to the Funding From Other Sources (FFOS) or Payments. Engineering includes PE costs, CE costs and R/W incidentals.							STATE FISCAL YEAR PROJECT BUDGETING					
							Prior Prog.	7/2017- 6/2018	7/2018- 6/2019	7/2019- 6/2020	7/2020- 6/2021	7/2021- 6/2022
County: Greene Route: LP 44 Job No.: 8P3050B Length: 2.66 MPO: Y Fund Cat: Taking Care Of System Sec Cat: Thin Lift Overlay Awd Date: 2020 Anticipated Fed Cat: NHPP TIP #: SP1710 Future Cost: 0 Estimate Total: 852	Pavement improvements on Glenstone Avenue from I-44 to BNSF Railway.						Engineering: 2	2	18	52	0	0
							R/W: 0	0	0	0	0	0
							Construction: 0	0	0	778	0	0
							FFOS: 0	0	0	0	0	0
							Payments: 0	0	0	0	0	0
County: Greene Route: LP 44 Job No.: 8S3061 Length: 0.51 MPO: Y Fund Cat: Taking Care Of System Sec Cat: Rehab And Reconst Awd Date: Spring 18 Anticipated Fed Cat: NHPP TIP #: MO1616 Future Cost: 0 Estimate Total: 4,061	Pavement improvements on disconnected sections of Glenstone Avenue from I-44 to Lombard Street in Springfield.						Engineering: 265	409	0	0	0	
							R/W: 0	100	0	0	0	0
							Construction: 0	3,287	0	0	0	0
							FFOS: 0	0	0	0	0	0
							Payments: 0	0	0	0	0	0
County: Greene Route: LP 44 Job No.: 8S3110 Length: 0.07 MPO: Y Fund Cat: Taking Care Of System Sec Cat: Rehab And Reconst Awd Date: 2020 Anticipated Fed Cat: NHPP TIP #: SP1803-18 Future Cost: 0 Estimate Total: 1,076	Rehabilitate bridge on Chestnut Expressway over Jordan Creek and BNSF Railroad. Project involves bridge A0280.						Engineering: 0	2	92	114	0	0
							R/W: 0	0	0	0	0	0
							Construction: 0	0	0	868	0	0
							FFOS: 0	0	0	0	0	0
							Payments: 0	0	0	0	0	0
County: Greene Route: US 60 Job No.: 8P2381 Length: 0.20 MPO: Y Fund Cat: Taking Care Of System Sec Cat: Systems Operations Awd Date: 2022 Anticipated Fed Cat: NHPP TIP #: RG1201 Future Cost: 0 Estimate Total: 401	Intersection improvements at Rte. 125.						Engineering: 36	1	1	1	6	19
							R/W: 0	0	0	0	0	0
							Construction: 0	0	0	0	0	337
							FFOS: 0	0	0	0	0	0
							Payments: 0	0	0	0	0	0
County: Greene Route: US 60 Job No.: 8P3113 Length: 4.17 MPO: Y Fund Cat: Taking Care Of System Sec Cat: Thin Lift Overlay Awd Date: 2020 Anticipated Fed Cat: NHPP TIP #: RP1802-18 Future Cost: 0 Estimate Total: 2,353	Pavement improvements from Rte. 174 in Republic to Rte. 413.						Engineering: 0	2	35	198	0	0
							R/W: 0	0	0	0	0	0
							Construction: 0	0	0	2,118	0	0
							FFOS: 0	0	0	0	0	0
							Payments: 0	0	0	0	0	0

* Subject to the approval of the Transportation Improvement Program by the governing Metropolitan Planning Organization.

Jun-8-2017

Section 4 - 7

District Southwest

TMA

Dollars in Thousands



2018-2022 Highway and Bridge Construction Schedule

Transportation Planning

P.O. Box 270
Jefferson City, MO 65102

Construction contingency applied to construction cost in the year the project is awarded.

Three percent project growth factor compounded annually is applied to right-of-way and construction costs in program years 2, 3, 4, and 5.

No inflation is applied to the Funding From Other Sources (FFOS) or Payments.

Engineering includes PE costs, CE costs and R/W incidentals.

Construction contingency applied to construction cost in the year the project is awarded. Three percent project growth factor compounded annually is applied to right-of-way and construction costs in program years 2, 3, 4, and 5. No inflation is applied to the Funding From Other Sources (FFOS) or Payments. Engineering includes PE costs, CE costs and R/W incidentals.							STATE FISCAL YEAR PROJECT BUDGETING					
							Prior Prog.	7/2017- 6/2018	7/2018- 6/2019	7/2019- 6/2020	7/2020- 6/2021	7/2021- 6/2022
County: Greene Route: US 60 Job No.: 8P3122 Length: 7.08 MPO: Y Fund Cat: Taking Care Of System Sec Cat: Thin Lift Overlay Awd Date: 2020 Anticipated Fed Cat: NHPP TIP #: GR1804-18 Future Cost: 0 Estimate Total: 3,488	Pavement improvements from 0.7 mile east of Bus. 65 (Glenstone Avenue) to Rte. 125.						Engineering: 0 R/W: 0 Construction: 0 FFOS: 0 Payments: 0	2 0 0 0 0	54 0 0 0 0	292 0 3,140 0 0	0 0 0 0 0	0 0 0 0 0
County: Greene Route: US 60 Job No.: 8P3126 Length: 0.70 MPO: Y Fund Cat: Flexible & Other Sec Cat: Regional Awd Date: Fall 17 Anticipated Fed Cat: NHPP TIP #: SP1810-18 Future Cost: 0 Estimate Total: 2,178	Sound abatement at various locations between Fremont Road and Bus. 65 (Glenstone Avenue) in Springfield.						Engineering: 0 R/W: 0 Construction: 0 FFOS: 0 Payments: 0	358 1 1,819 0 0	0 0 0 0 0	0 0 0 0 0	0 0 0 0 0	0 0 0 0 0
County: Greene Route: US 60 Job No.: 8P3127 Length: 2.61 MPO: Y Fund Cat: Taking Care Of System Sec Cat: Thin Lift Overlay Awd Date: 2020 Anticipated Fed Cat: NHPP TIP #: RP1803-18 Future Cost: 0 Estimate Total: 1,068	Pavement improvements from 0.3 mile west of Illinois Street to Rte. 174 in Republic.						Engineering: 0 R/W: 0 Construction: 0 FFOS: 0 Payments: 0	2 0 0 0 0	14 0 0 0 0	91 0 961 0 0	0 0 0 0 0	0 0 0 0 0
County: Greene Route: US 60 Job No.: 8P3129 Length: 2.61 MPO: Y Fund Cat: Taking Care Of System Sec Cat: N- Ada Trans Awd Date: 2020 Anticipated Fed Cat: STBG TIP #: EN1801-18 Future Cost: 0 Estimate Total: 1,144	ADA Transition Plan improvements at various locations from 0.3 mile west of Illinois Street to Rte. 174 in Republic. \$264,000 Statewide Transportation Alternatives funds.						Engineering: 0 R/W: 0 Construction: 0 FFOS: 0 Payments: 0	2 0 0 0 0	149 2 0 0 0	169 0 822 264 0	0 0 0 0 0	0 0 0 0 0
County: Greene Route: US 60 Job No.: 8P3132 Length: 4.32 MPO: Y Fund Cat: Taking Care Of System Sec Cat: Routine Maintenance Awd Date: Spring 18 Anticipated Fed Cat: NHPP TIP #: SP1808-18 Future Cost: 0 Estimate Total: 66	Guardrail improvements at the Rte. 65 interchange in Springfield.						Engineering: 0 R/W: 0 Construction: 0 FFOS: 0 Payments: 0	8 0 58 0 0	0 0 0 0 0	0 0 0 0 0	0 0 0 0 0	0 0 0 0 0

* Subject to the approval of the Transportation Improvement Program by the governing Metropolitan Planning Organization.

Jun-8-2017

Section 4 - 8

District Southwest

TMA

Dollars in Thousands



2018-2022 Highway and Bridge Construction Schedule

Transportation Planning

P.O. Box 270
Jefferson City, MO 65102

Construction contingency applied to construction cost in the year the project is awarded.

Three percent project growth factor compounded annually is applied to right-of-way and construction costs in program years 2, 3, 4, and 5.

No inflation is applied to the Funding From Other Sources (FFOS) or Payments.

Engineering includes PE costs, CE costs and R/W incidentals.

Construction contingency applied to construction cost in the year the project is awarded. Three percent project growth factor compounded annually is applied to right-of-way and construction costs in program years 2, 3, 4, and 5. No inflation is applied to the Funding From Other Sources (FFOS) or Payments. Engineering includes PE costs, CE costs and R/W incidentals.							STATE FISCAL YEAR PROJECT BUDGETING					
							Prior Prog.	7/2017- 6/2018	7/2018- 6/2019	7/2019- 6/2020	7/2020- 6/2021	7/2021- 6/2022
County: Greene Route: OR 65 Job No.: 8P0850B Length: 0.21 MPO: Y Fund Cat: Flexible & Other Sec Cat: System Expansion TIP #: SP1106	Relocate Eastgate Avenue (east outer road) intersection east of Rte. 65. \$1,179,000 Springfield, \$100,000 Greene County STP-Urban. Fed: 1,406 State: 31 Local: 1,179 Awd Date: Summer 17 Anticipated Fed Cat: STBG Future Cost: 0 Estimate Total: 2,698					Engineering:	80	158	0	0	0	
		R/W:	2	0	0	0	0					
		Construction:	0	2,458	0	0	0					
		FFOS:	0	1,279	0	0	0					
		Payments:	0	0	0	0	0					
County: Greene Route: US 65 Job No.: 8P2293 Length: 0.09 MPO: Y Fund Cat: Taking Care Of System Sec Cat: Rehab And Reconst TIP #: SP1112	Replace southbound bridge over I-44 in Springfield. Project involves bridge A2071. \$166,134.42 SAFETEA-LU earmark Demo ID MO108. Fed: 3,127 State: 781 Local: 0 Awd Date: Fall 17 Anticipated Fed Cat: NHPP Future Cost: 0 Estimate Total: 4,384					Engineering:	476	456	0	0	0	
		R/W:	0	0	0	0	0					
		Construction:	0	3,452	0	0	0					
		FFOS:	0	0	0	0	0					
		Payments:	0	0	0	0	0					
County: Greene Route: US 65 Job No.: 8P3079B Length: 5.44 MPO: Y Fund Cat: Taking Care Of System Sec Cat: Routine Maintenance TIP #: SP1704	Guardrail improvements from 0.1 mile north of Valley Water Mill Road to Rte. 744 (Kearney Street) and from 0.3 mile north of Rte. D (Sunshine Street) to Rte. 60. Fed: 674 State: 167 Local: 0 Awd Date: Fall 18 Anticipated Fed Cat: STBG Future Cost: 0 Estimate Total: 843					Engineering:	2	10	74	0	0	
		R/W:	0	0	0	0	0					
		Construction:	0	0	757	0	0					
		FFOS:	0	0	0	0	0					
		Payments:	0	0	0	0	0					
County: Greene Route: US 65 Job No.: 8P3080 Length: 4.68 MPO: Y Fund Cat: Taking Care Of System Sec Cat: Rehab And Reconst TIP #: SP1705	Pavement improvements from 0.1 mile north of Valley Water Mill Road to Rte. 744 (Kearney Street) and from 0.5 mile south of Rte. D (Sunshine Street) to Rte. 60 (James River Freeway). Fed: 7,879 State: 1,970 Local: 0 Awd Date: Fall 18 Anticipated Fed Cat: NHPP Future Cost: 0 Estimate Total: 9,859					Engineering:	10	135	592	0	0	
		R/W:	0	0	0	0	0					
		Construction:	0	0	9,122	0	0					
		FFOS:	0	0	0	0	0					
		Payments:	0	0	0	0	0					
County: Greene Route: US 65 Job No.: 8P3130 Length: 3.42 MPO: Y Fund Cat: Taking Care Of System Sec Cat: Thin Lift Overlay TIP #: GR1803-18	Pavement improvements from 0.6 mile south of Rte. 60 to south of Rte. CC. Fed: 989 State: 247 Local: 0 Awd Date: Spring 18 Anticipated Fed Cat: NHPP Future Cost: 0 Estimate Total: 1,236					Engineering:	0	92	0	0	0	
		R/W:	0	0	0	0	0					
		Construction:	0	1,144	0	0	0					
		FFOS:	0	0	0	0	0					
		Payments:	0	0	0	0	0					

* Subject to the approval of the Transportation Improvement Program by the governing Metropolitan Planning Organization.

Jun-8-2017

Section 4 - 9

District Southwest

TMA

Dollars in Thousands



2018-2022 Highway and Bridge Construction Schedule

Transportation Planning

P.O. Box 270
Jefferson City, MO 65102

Construction contingency applied to construction cost in the year the project is awarded.

Three percent project growth factor compounded annually is applied to right-of-way and construction costs in program years 2, 3, 4, and 5.

No inflation is applied to the Funding From Other Sources (FFOS) or Payments.

Engineering includes PE costs, CE costs and R/W incidentals.

Construction contingency applied to construction cost in the year the project is awarded. Three percent project growth factor compounded annually is applied to right-of-way and construction costs in program years 2, 3, 4, and 5. No inflation is applied to the Funding From Other Sources (FFOS) or Payments. Engineering includes PE costs, CE costs and R/W incidentals.										STATE FISCAL YEAR PROJECT BUDGETING					
										Prior Prog.	7/2017- 6/2018	7/2018- 6/2019	7/2019- 6/2020	7/2020- 6/2021	7/2021- 6/2022
County: Greene Route: OR 65 Job No.: 8S3078 Length: 3.61 MPO: Y Fund Cat: Taking Care Of System Sec Cat: N- Ada Trans Awd Date: 2020 Anticipated Fed Cat: STBG TIP #: EN1705 Future Cost: 0 Estimate Total: 557	ADA Transition Plan improvements on Eastgate Ave from Rte YY (Division St) to Sunshine St, on Rte YY from Bristol Ave to Farm Rd 185 in Springfield and on Rte Z from 0.1 mile north of Long Dr to 0.1 mile south of Willey St in Willard. \$300,000 Statewide Trans Alts funds	Engineering: 2 R/W: 0 Construction: 0 FFOS: 0 Payments: 0	10 0 0 0 0	61 2 0 0 0	83 0 399 300 0	0 0 0 0 0	0 0 0 0 0								
County: Greene Route: OR 65 Job No.: 8S3085 Length: 2.51 MPO: Y Fund Cat: Taking Care Of System Sec Cat: Thin Lift Overlay Awd Date: 2020 Anticipated Fed Cat: STBG TIP #: SP1707 Future Cost: 0 Estimate Total: 786	Pavement and safety improvements on disconnected sections of Eastgate Avenue from Division Street (Rte. YY) to Sunshine Street (Rte. D). Project involves bridge W0574.	Engineering: 1 R/W: 0 Construction: 0 FFOS: 0 Payments: 0	5 0 0 0 0	40 0 0 0 0	47 0 693 0 0	0 0 0 0 0	0 0 0 0 0								
County: Greene Route: MO 744 Job No.: 8P3050C Length: 2.72 MPO: Y Fund Cat: Taking Care Of System Sec Cat: Thin Lift Overlay Awd Date: 2020 Anticipated Fed Cat: NHPP TIP #: SP1708 Future Cost: 0 Estimate Total: 1,135	Pavement improvements on Kearney Street from Rte. 13 (Kansas Expressway) to Loop 44 (Glenstone Avenue).	Engineering: 2 R/W: 0 Construction: 0 FFOS: 0 Payments: 0	2 0 0 0 0	10 0 0 0 0	99 0 1,022 0 0	0 0 0 0 0	0 0 0 0 0								
County: Greene Route: RT B Job No.: 8I3098 Length: 0.25 MPO: Y Fund Cat: Safety Sec Cat: Safety Awd Date: Spring 18 Anticipated Fed Cat: STBG TIP #: GR1706 Future Cost: 0 Estimate Total: 521	Safety improvements at I-44 and Rte. MM.	Engineering: 2 R/W: 0 Construction: 0 FFOS: 0 Payments: 0	64 2 453 0 0	0 0 0 0 0	0 0 0 0 0	0 0 0 0 0	0 0 0 0 0								
County: Greene Route: RT EE Job No.: 8S3124 Length: 0.50 MPO: Y Fund Cat: Taking Care Of System Sec Cat: Thin Lift Overlay Awd Date: 2020 Anticipated Fed Cat: STBG TIP #: GR1805-18 Future Cost: 0 Estimate Total: 56	Pavement improvements from Farm Road 97 to Rte. AB.	Engineering: 0 R/W: 0 Construction: 0 FFOS: 0 Payments: 0	1 0 0 0 0	1 0 0 0 0	5 0 49 0 0	0 0 0 0 0	0 0 0 0 0								

* Subject to the approval of the Transportation Improvement Program by the governing Metropolitan Planning Organization.

Jun-8-2017

Section 4 - 10

District Southwest

TMA

Dollars in Thousands



2018-2022 Highway and Bridge Construction Schedule

Construction contingency applied to construction cost in the year the project is awarded.

Three percent project growth factor compounded annually is applied to right-of-way and construction costs in program years 2, 3, 4, and 5.

No inflation is applied to the Funding From Other Sources (FFOS) or Payments.

Engineering includes PE costs, CE costs and R/W incidentals.

						STATE FISCAL YEAR PROJECT BUDGETING					
						Prior Prog.	7/2017- 6/2018	7/2018- 6/2019	7/2019- 6/2020	7/2020- 6/2021	7/2021- 6/2022
County: Greene	Bridge improvements on Evans Road over Rte. 65 in Springfield. Project involves bridge					Engineering:	49	218	0	0	0
Route: CRD EVANS RD	A3107.					R/W:	0	0	0	0	0
Job No.: 8O2397						Construction:	0	1,047	0	0	0
Length: 0.07	MPO: Y					FFOS:	0	0	0	0	0
Fund Cat: Taking Care Of System	Fed: 1,012 State: 253 Local: 0					Payments:	0	0	0	0	0
Sec Cat: Rehab And Reconst	Awd Date: Spring 18 Anticipated Fed Cat: NHPP										
TIP #: SP1204	Future Cost: 0 Estimate Total: 1,314										
County: Greene	Pavement improvements from 0.2 mile south of Rte. 60 (James River Freeway) to south of					Engineering:	0	2	10	72	0
Route: RT FF	Weaver Road in Battlefield.					R/W:	0	0	0	0	0
Job No.: 8S3121						Construction:	0	0	0	754	0
Length: 1.76	MPO: Y					FFOS:	0	0	0	0	0
Fund Cat: Taking Care Of System	Fed: 671 State: 167 Local: 0					Payments:	0	0	0	0	0
Sec Cat: Thin Lift Overlay	Awd Date: 2020 Anticipated Fed Cat: NHPP										
TIP #: BA1801-18	Future Cost: 0 Estimate Total: 838										
County: Greene	Pavement improvements from Rte. WW to Rte. KK.					Engineering:	1	2	4	14	0
Route: RT H						R/W:	0	0	0	0	0
Job No.: 8S3092						Construction:	0	0	0	128	0
Length: 0.70	MPO: Y					FFOS:	0	0	0	0	0
Fund Cat: Taking Care Of System	Fed: 119 State: 29 Local: 0					Payments:	0	0	0	0	0
Sec Cat: Thin Lift Overlay	Awd Date: 2020 Anticipated Fed Cat: STBG										
TIP #: GR1703	Future Cost: 0 Estimate Total: 149										
County: Greene	Intersection improvements on Republic Road at County Road 103 and Repmo Drive in					Engineering:	174	187	0	0	0
Route: RT M	Republic. Cost participation: \$114,170 Republic. \$78,870 Republic R-3 School District.					R/W:	0	107	0	0	0
Job No.: 8P3088D	\$772,160 Republic STP-Urban.					Construction:	0	1,454	0	0	0
Length: 0.16	MPO: Y					FFOS:	0	965	0	0	0
Fund Cat: Safety	Fed: 1,524 State: 31 Local: 193					Payments:	0	0	0	0	0
Sec Cat: Safety	Awd Date: Winter 18 Anticipated Fed Cat: Safety										
TIP #: RP1801-17A	Future Cost: 0 Estimate Total: 1,922										
County: Greene	Pavement and safety improvements from Carnahan Street to 0.2 mile south of Farm Road					Engineering:	1	57	0	0	0
Route: RT MM	156.					R/W:	0	0	0	0	0
Job No.: 8S3084						Construction:	0	182	0	0	0
Length: 1.04	MPO: Y					FFOS:	0	0	0	0	0
Fund Cat: Taking Care Of System	Fed: 192 State: 47 Local: 0					Payments:	0	0	0	0	0
Sec Cat: Preventive Maint	Awd Date: Fall 17 Anticipated Fed Cat: STBG										
TIP #: RP1702	Future Cost: 0 Estimate Total: 240										

* Subject to the approval of the Transportation Improvement Program by the governing Metropolitan Planning Organization.



2018-2022 Highway and Bridge Construction Schedule

Transportation Planning

P.O. Box 270
Jefferson City, MO 65102

Construction contingency applied to construction cost in the year the project is awarded.

Three percent project growth factor compounded annually is applied to right-of-way and construction costs in program years 2, 3, 4, and 5.

No inflation is applied to the Funding From Other Sources (FFOS) or Payments.

Engineering includes PE costs, CE costs and R/W incidentals.

						STATE FISCAL YEAR PROJECT BUDGETING					
						Prior Prog.	7/2017-6/2018	7/2018-6/2019	7/2019-6/2020	7/2020-6/2021	7/2021-6/2022
County: Greene	Preventive maintenance on Rte. 65 northbound bridges to westbound I-44 and westbound Rte. 60. Project involves bridges A7024 and A7542.					Engineering:	0	158	0	0	0
Route: RP US65N TO IS44W						R/W:	0	0	0	0	0
Job No.: 8P3111						Construction:	0	617	0	0	0
Length: 0.85	MPO: Y					FFOS:	0	0	0	0	0
Fund Cat: Taking Care Of System	Fed: 620 State: 155 Local: 0					Payments:	0	0	0	0	0
Sec Cat: Preventive Maint	Awd Date: Winter 18 Anticipated Fed Cat: STBG										
TIP #: SP1804-18	Future Cost: 0 Estimate Total: 775										
County: Greene	Pavement and safety improvements from 0.2 mile east of Rte. 65 to Rte. 125.					Engineering:	2	2	48	52	0
Route: RT YY						R/W:	0	0	0	0	0
Job No.: 8S3082						Construction:	0	0	0	772	0
Length: 4.66	MPO: Y					FFOS:	0	0	0	0	0
Fund Cat: Taking Care Of System	Fed: 700 State: 174 Local: 0					Payments:	0	0	0	0	0
Sec Cat: Thin Lift Overlay	Awd Date: 2020 Anticipated Fed Cat: STBG										
TIP #: GR1704	Future Cost: 0 Estimate Total: 876										
County: Greene	Pavement and safety improvements from Farm Road 60 to Rte. 160.					Engineering:	1	19	28	0	0
Route: RT Z						R/W:	0	0	0	0	0
Job No.: 8S3083						Construction:	0	0	349	0	0
Length: 2.55	MPO: Y					FFOS:	0	0	0	0	0
Fund Cat: Taking Care Of System	Fed: 316 State: 80 Local: 0					Payments:	0	0	0	0	0
Sec Cat: Thin Lift Overlay	Awd Date: Fall 18 Anticipated Fed Cat: STBG										
TIP #: GR1705	Future Cost: 0 Estimate Total: 397										
County: Various	Safety projects at various locations in the urban Southwest District. \$995,000 from Statewide Open Container funds.					Engineering:	0	0	0	70	0
Route: Various						R/W:	0	0	0	0	0
Job No.: 0P3020I						Construction:	0	0	0	1,056	0
Length: 0.00	MPO: Y					FFOS:	0	0	0	995	0
Fund Cat: Safety	Fed: 1,013 State: 113 Local: 0					Payments:	0	0	0	0	0
Sec Cat: Safety	Awd Date: 2020 Anticipated Fed Cat: Safety										
TIP #: MO2002-18	Future Cost: 0 Estimate Total: 1,126										
County: Various	Safety projects at various locations in the urban Southwest District. \$870,000 from Statewide Open Container funds.					Engineering:	0	0	0	0	61
Route: Various						R/W:	0	0	0	0	0
Job No.: 0P3021I						Construction:	0	0	0	0	951
Length: 0.00	MPO: Y					FFOS:	0	0	0	0	870
Fund Cat: Safety	Fed: 911 State: 101 Local: 0					Payments:	0	0	0	0	0
Sec Cat: Safety	Awd Date: 2021 Anticipated Fed Cat: Safety										
TIP #: MO2001-18	Future Cost: 0 Estimate Total: 1,012										

* Subject to the approval of the Transportation Improvement Program by the governing Metropolitan Planning Organization.

Jun-8-2017

Section 4 - 12

District Southwest

TMA

Dollars in Thousands



2018-2022 Highway and Bridge Construction Schedule

Construction contingency applied to construction cost in the year the project is awarded.

Three percent project growth factor compounded annually is applied to right-of-way and construction costs in program years 2, 3, 4, and 5.

No inflation is applied to the Funding From Other Sources (FFOS) or Payments.

Engineering includes PE costs, CE costs and R/W incidentals.

Construction contingency applied to construction cost in the year the project is awarded. Three percent project growth factor compounded annually is applied to right-of-way and construction costs in program years 2, 3, 4, and 5. No inflation is applied to the Funding From Other Sources (FFOS) or Payments. Engineering includes PE costs, CE costs and R/W incidentals.												STATE FISCAL YEAR PROJECT BUDGETING					
												Prior Prog.	7/2017- 6/2018	7/2018- 6/2019	7/2019- 6/2020	7/2020- 6/2021	7/2021- 6/2022
County: Various Route: Various Job No.: 0P3022I Length: 0.00 MPO: Y Fund Cat: Safety Sec Cat: Safety TIP #: 	Safety projects at various locations in the urban Southwest District. \$870,000 from Statewide Open Container funds.					Fed: 936 State: 104 Local: 0	Engineering: 0 R/W: 0 Construction: 0 FFOS: 0 Payments: 0	0 0 0 0 0	0 0 0 0 0	0 0 0 0 0	61 0 979 870 0						
County: Various Route: Various Job No.: 0S3021I Length: 0.00 MPO: Y Fund Cat: Taking Care Of System Sec Cat: N- Ada Trans TIP #: 	ADA Transition Plan improvements at various locations in the urban Southwest District. \$296,000 from Statewide Transportation Alternatives funds.					Fed: 275 State: 69 Local: 0	Engineering: 0 R/W: 0 Construction: 0 FFOS: 0 Payments: 0	0 0 0 0 0	0 0 0 0 0	21 0 323 296 0							
County: Various Route: Various Job No.: 0S3022I Length: 0.00 MPO: Y Fund Cat: Taking Care Of System Sec Cat: N- Ada Trans TIP #: 	ADA Transition Plan improvements at various locations in the urban Southwest District. \$296,000 from Statewide Transportation Alternatives funds.					Fed: 283 State: 71 Local: 0	Engineering: 0 R/W: 0 Construction: 0 FFOS: 0 Payments: 0	0 0 0 0 0	0 0 0 0 0	21 0 333 296 0							
County: Various Route: Various Job No.: 8P3009 Length: 0.00 MPO: Y Fund Cat: Taking Care Of System Sec Cat: Routine Maintenance TIP #: MO1705	Job Order Contracting for guard cable and guardrail repair at various locations in the urban Southwest District.					AC-State: 791 State: 197 Local: 0	Engineering: 7 R/W: 0 Construction: 0 FFOS: 0 Payments: 0	1 0 0 0 0	2 0 0 0 0	189 0 796 0 0							
County: Various Route: Various Job No.: 8P3087 Length: 0.00 MPO: Y Fund Cat: Flexible & Other Sec Cat: Regional TIP #: MO1711	Intersection improvements at various locations in the urban Southwest District.					Fed: 4,868 State: 1,218 Local: 0	Engineering: 10 R/W: 0 Construction: 0 FFOS: 0 Payments: 0	10 0 0 0 0	330 309 0 0 0	459 0 4,978 0 0							

* Subject to the approval of the Transportation Improvement Program by the governing Metropolitan Planning Organization.



2018-2022 Highway and Bridge Construction Schedule

Transportation Planning

P.O. Box 270
Jefferson City, MO 65102

Construction contingency applied to construction cost in the year the project is awarded.

Three percent project growth factor compounded annually is applied to right-of-way and construction costs in program years 2, 3, 4, and 5.

No inflation is applied to the Funding From Other Sources (FFOS) or Payments.

Engineering includes PE costs, CE costs and R/W incidentals.

Construction contingency applied to construction cost in the year the project is awarded. Three percent project growth factor compounded annually is applied to right-of-way and construction costs in program years 2, 3, 4, and 5. No inflation is applied to the Funding From Other Sources (FFOS) or Payments. Engineering includes PE costs, CE costs and R/W incidentals.													STATE FISCAL YEAR PROJECT BUDGETING						
													Prior Prog.	7/2017- 6/2018	7/2018- 6/2019	7/2019- 6/2020	7/2020- 6/2021	7/2021- 6/2022	
County: Various	Intersection improvements at various locations in the urban Southwest District.												Engineering:	61	12	20	0	0	0
Route: Various													R/W:	0	120	0	0	0	0
Job No.: 8P3088													Construction:	0	0	2,060	0	0	0
Length: 0.00	MPO: Y											FFOS:	0	0	0	0	0		
Fund Cat: Flexible & Other	Fed: 1,770 State: 442 Local: 0										Payments:	0	0	0	0	0			
Sec Cat: Regional	Awd Date: 2019	Anticipated Fed Cat: NHPP																	
TIP #: MO1710	Future Cost: 0 Estimate Total: 2,273																		
County: Various	Pavement improvements on major routes in the urban Southwest District.												Engineering:	2	2	2	2	70	212
Route: Various													R/W:	0	0	0	0	0	0
Job No.: 8P3089													Construction:	0	0	0	0	0	3,444
Length: 0.00	MPO: Y											FFOS:	0	0	0	0	0		
Fund Cat: Taking Care Of System	Fed: 2,987 State: 745 Local: 0										Payments:	0	0	0	0	0			
Sec Cat: Thin Lift Overlay	Awd Date: 2022	Anticipated Fed Cat: NHPP																	
TIP #: MO1712	Future Cost: 0 Estimate Total: 3,734																		
County: Various	Pavement improvements on major routes in the urban Southwest District.												Engineering:	2	2	2	42	271	0
Route: Various													R/W:	0	0	0	0	0	0
Job No.: 8P3097													Construction:	0	0	0	0	5,573	0
Length: 0.00	MPO: Y											FFOS:	0	0	0	0	0		
Fund Cat: Taking Care Of System	Fed: 4,713 State: 1,177 Local: 0										Payments:	0	0	0	0	0			
Sec Cat: Thin Lift Overlay	Awd Date: 2021	Anticipated Fed Cat: NHPP																	
TIP #: MO1714	Future Cost: 0 Estimate Total: 5,892																		
County: Various	Intelligent Transportation Systems improvements for Ozarks Traffic at various locations in the urban Southwest District.												Engineering:	0	140	160	0	0	0
Route: Various													R/W:	0	0	0	0	0	0
Job No.: 8P3137													Construction:	0	0	1,545	0	0	0
Length: 0.00	MPO: Y											FFOS:	0	0	0	0	0		
Fund Cat: Flexible & Other	Fed: 1,476 State: 369 Local: 0										Payments:	0	0	0	0	0			
Sec Cat: Systems Operations	Awd Date: 2019	Anticipated Fed Cat: STBG																	
TIP #: MO1805-18	Future Cost: 0 Estimate Total: 1,845																		
County: Various	ADA Transition Plan improvements at various locations in the urban Southwest District.												Engineering:	0	10	138	152	0	0
Route: Various													R/W:	0	0	0	0	0	0
Job No.: 8P3139													Construction:	0	0	0	1,591	0	0
Length: 0.00	MPO: Y											FFOS:	0	0	0	0	0		
Fund Cat: Taking Care Of System	Fed: 1,513 State: 378 Local: 0										Payments:	0	0	0	0	0			
Sec Cat: N- Ada Trans	Awd Date: 2020	Anticipated Fed Cat: STBG																	
TIP #: EN1802-18	Future Cost: 0 Estimate Total: 1,891																		

* Subject to the approval of the Transportation Improvement Program by the governing Metropolitan Planning Organization.

Jun-8-2017

Section 4 - 14

District Southwest

TMA

Dollars in Thousands



2018-2022 Highway and Bridge Construction Schedule

Transportation Planning

P.O. Box 270
Jefferson City, MO 65802

Construction contingency applied to construction cost in the year the project is awarded.

Three percent project growth factor compounded annually is applied to right-of-way and construction costs in program years 2, 3, 4, and 5.

No inflation is applied to the Funding From Other Sources (FFOS) or Payments.

Engineering includes PE costs, CE costs and R/W incidentals.

Construction contingency applied to construction cost in the year the project is awarded. Three percent project growth factor compounded annually is applied to right-of-way and construction costs in program years 2, 3, 4, and 5. No inflation is applied to the Funding From Other Sources (FFOS) or Payments. Engineering includes PE costs, CE costs and R/W incidentals.										STATE FISCAL YEAR PROJECT BUDGETING						
										Prior Prog.	7/2017- 6/2018	7/2018- 6/2019	7/2019- 6/2020	7/2020- 6/2021	7/2021- 6/2022	
County:	Various	Operational and safety improvements at various locations in the urban Southwest								Engineering:	0	90	100	210	0	0
Route:	Various	District.								R/W:	0	0	0	0	0	0
Job No.:	8P3140									Construction:	0	0	0	1,591	0	0
Length:	0.00	MPO:	Y							FFOS:	0	0	0	0	0	0
Fund Cat:	Flexible & Other			Fed:	1,593	State:	398	Local:	0	Payments:	0	0	0	0	0	0
Sec Cat:	Systems Operations		Awd Date:	2020	Anticipated Fed Cat:		STBG									
TIP #:	MO1806-18			Future Cost:	0	Estimate Total:		1,991								

* Subject to the approval of the Transportation Improvement Program by the governing Metropolitan Planning Organization.

Jun-8-2017

Section 4 - 15

District Southwest

TMA

Dollars in Thousands



2018-2022 Highway and Bridge Construction Schedule

Transportation Planning

P.O. Box 270
Jefferson City, MO 65802

Construction contingency applied to construction cost in the year the project is awarded.
Three percent project growth factor compounded annually is applied to right-of-way and construction costs in program years 2, 3, 4, and 5.
No inflation is applied to the Funding From Other Sources (FFOS) or Payments.
Engineering includes PE costs, CE costs and R/W incidentals.

STATE FISCAL YEAR PROJECT BUDGETING						
	Prior Prog.	7/2017- 6/2018	7/2018- 6/2019	7/2019- 6/2020	7/2020- 6/2021	7/2021- 6/2022
FFOS:	0	5,695	1,895	1,559	1,166	1,166
Total R/W:	2	3,227	313	80	4,262	0
Total Construction:	0	35,331	51,301	34,017	10,124	18,171
Paybacks:	0	0	0	0	0	0
Sub-Total:	2	38,558	51,614	34,097	14,386	18,171
Total Engineering:	2,696	8,564	5,860	3,647	1,047	1,149
Grand Total:	2,698	47,122	57,474	37,744	15,433	19,320
		2018	2019	2020	2021	2022
State		7,639	11,069	7,251	2,985	3,760
AC-State		304	14	1,673	0	0
Local		1,841	225	0	0	0
Sub-total State		9,784	11,308	8,924	2,985	3,760
Federal						
Sub-total Federal		37,338	46,166	28,820	12,448	15,560
Grand Total		47,122	57,474	37,744	15,433	19,320

Project Count: 71

* Subject to the approval of the Transportation Improvement Program by the governing Metropolitan Planning Organization.

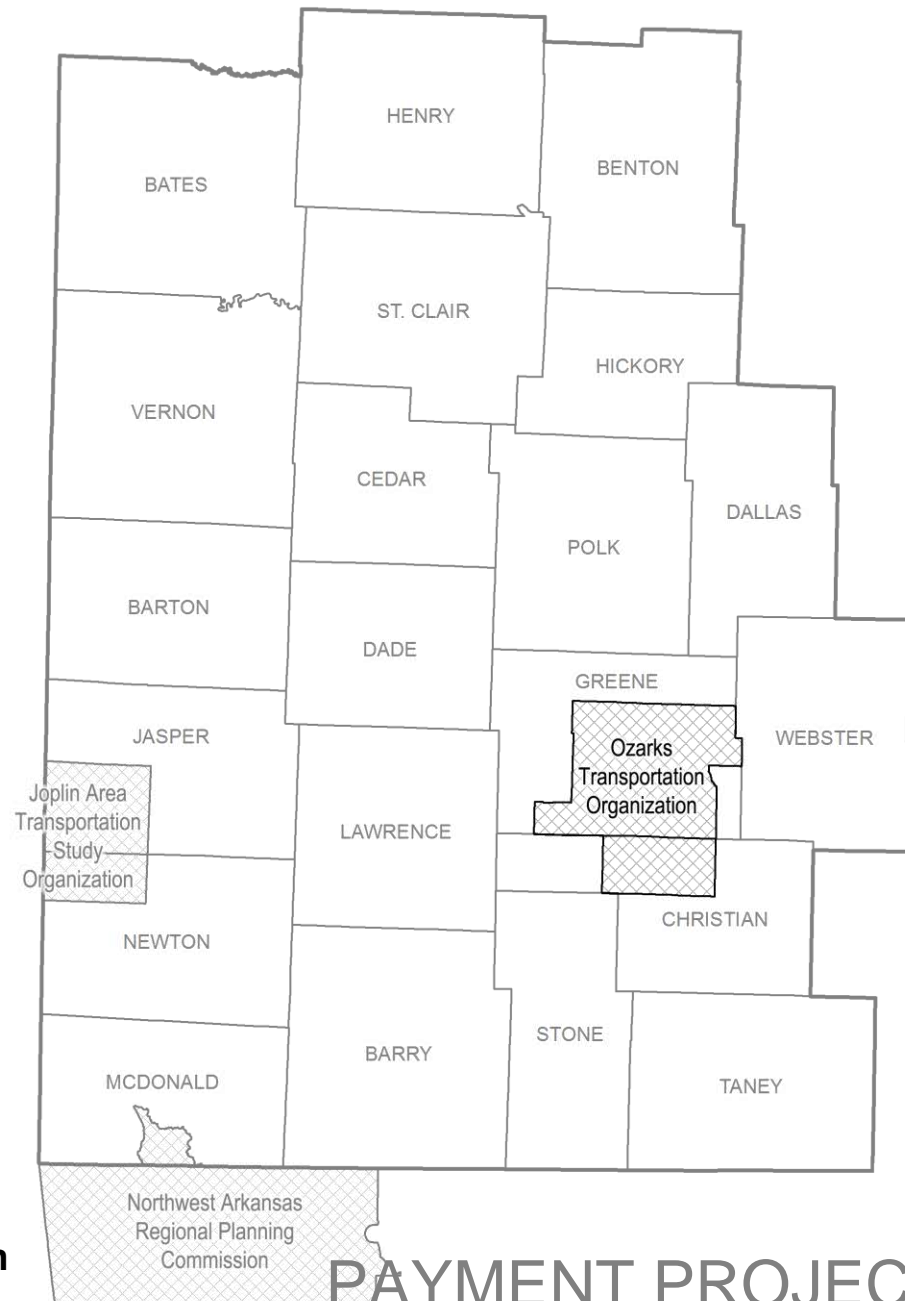
Jun-8-2017

Section 4 - 1

District Southwest

TMA

Dollars in Thousands



**MoDOT's Southwest District
TMA: Ozarks Transportation Organization**

PAYMENT PROJECTS

(Note: The following MoDOT projects are located inside the Ozarks Transportation Organization planning area boundary.)



2018-2022 Highway and Bridge Construction Schedule

Transportation Planning

P.O. Box 270
Jefferson City, MO 65102

Construction contingency applied to construction cost in the year the project is awarded.

Three percent project growth factor compounded annually is applied to right-of-way and construction costs in program years 2, 3, 4, and 5.

No inflation is applied to the Funding From Other Sources (FFOS) or Payments.

Engineering includes PE costs, CE costs and R/W incidentals.

Construction contingency applied to construction cost in the year the project is awarded. Three percent project growth factor compounded annually is applied to right-of-way and construction costs in program years 2, 3, 4, and 5. No inflation is applied to the Funding From Other Sources (FFOS) or Payments. Engineering includes PE costs, CE costs and R/W incidentals.												STATE FISCAL YEAR PROJECT BUDGETING					
												Prior Prog.	7/2017- 6/2018	7/2018- 6/2019	7/2019- 6/2020	7/2020- 6/2021	7/2021- 6/2022
County: Various Route: Various Job No.: 5B0800X Length: 0.00 MPO: Y Fund Cat: Taking Care Of System Sec Cat: Rehab And Reconst TIP #: MO1105	Payback beginning in SFY 2008 for Safe and Sound bridges in the urban Southwest District.					Engineering: 0 R/W: 7 Construction: 0 FFOS: 7 Payments: 2,002	0	0	0	0	0	0					
County: Various Route: Various Job No.: 8I3070 Length: 0.00 MPO: Y Fund Cat: Safety Sec Cat: Safety TIP #: MO1708	On-call work zone enforcement at various locations in the urban Southwest District.					Engineering: 1 R/W: 0 Construction: 0 FFOS: 0 Payments: 0	3	0	0	0	0	0					
County: Various Route: Various Job No.: 8I3071 Length: 0.00 MPO: Y Fund Cat: Safety Sec Cat: Safety TIP #: MO1709	On-call work zone enforcement at various locations in the urban Southwest District.					Engineering: 2 R/W: 0 Construction: 0 FFOS: 0 Payments: 0	2	4	0	0	0	0					
County: Various Route: Various Job No.: 8I3108 Length: 0.00 MPO: Y Fund Cat: Safety Sec Cat: Safety TIP #: MO1803-18	On-call work zone enforcement at various locations in the urban Southwest District.					Engineering: 0 R/W: 0 Construction: 0 FFOS: 0 Payments: 0	1	1	2	0	0	0					
County: Various Route: Various Job No.: 8Q3072 Length: 0.00 MPO: Y Fund Cat: Flexible & Other Sec Cat: Systems Operations TIP #: MO1716	Operations and management of Ozarks Traffic ITS in the urban Southwest District.					Engineering: 1 R/W: 0 Construction: 0 FFOS: 0 Payments: 0	1	0	0	0	0	0					

* Subject to the approval of the Transportation Improvement Program by the governing Metropolitan Planning Organization.

Jun-8-2017

Section 4 - 1

District Southwest

TMA

Dollars in Thousands



2018-2022 Highway and Bridge Construction Schedule

Transportation Planning

P.O. Box 270
Jefferson City, MO 65102

Construction contingency applied to construction cost in the year the project is awarded.

Three percent project growth factor compounded annually is applied to right-of-way and construction costs in program years 2, 3, 4, and 5.

No inflation is applied to the Funding From Other Sources (FFOS) or Payments.

Engineering includes PE costs, CE costs and R/W incidentals.

Construction contingency applied to construction cost in the year the project is awarded. Three percent project growth factor compounded annually is applied to right-of-way and construction costs in program years 2, 3, 4, and 5. No inflation is applied to the Funding From Other Sources (FFOS) or Payments. Engineering includes PE costs, CE costs and R/W incidentals.													STATE FISCAL YEAR PROJECT BUDGETING						
													Prior Prog.	7/2017- 6/2018	7/2018- 6/2019	7/2019- 6/2020	7/2020- 6/2021	7/2021- 6/2022	
County: Various	Operations and management of Ozarks Traffic ITS in the urban Southwest District.												Engineering:	1	1	1	0	0	0
Route: Various													R/W:	0	0	0	0	0	0
Job No.: 8Q3073													Construction:	0	0	0	0	0	0
Length: 0.00	MPO: Y												FFOS:	0	0	0	0	0	0
Fund Cat: Flexible & Other	Fed: 472 State: 118 Local: 0												Payments:	0	0	588	0	0	0
Sec Cat: Systems Operations	Awd Date: N/A Anticipated Fed Cat: STBG																		
TIP #: MO1717	Future Cost: 0 Estimate Total: 591																		
County: Various	Operations and management of Ozarks Traffic ITS in the urban Southwest District.												Engineering:	0	1	1	1	0	0
Route: Various													R/W:	0	0	0	0	0	0
Job No.: 8Q3107													Construction:	0	0	0	0	0	0
Length: 0.00	MPO: Y												FFOS:	0	0	0	0	0	0
Fund Cat: Flexible & Other	Fed: 473 State: 118 Local: 0												Payments:	0	0	0	588	0	0
Sec Cat: Systems Operations	Awd Date: N/A Anticipated Fed Cat: STBG																		
TIP #: MO1804-18	Future Cost: 0 Estimate Total: 591																		

* Subject to the approval of the Transportation Improvement Program by the governing Metropolitan Planning Organization.

Jun-8-2017

Section 4 - 2

District Southwest

TMA

Dollars in Thousands



2018-2022 Highway and Bridge Construction Schedule

Transportation Planning

P.O. Box 270
Jefferson City, MO 65802

Construction contingency applied to construction cost in the year the project is awarded.
Three percent project growth factor compounded annually is applied to right-of-way and construction costs in program years 2, 3, 4, and 5.
No inflation is applied to the Funding From Other Sources (FFOS) or Payments.
Engineering includes PE costs, CE costs and R/W incidentals.

STATE FISCAL YEAR PROJECT BUDGETING						
	Prior Prog.	7/2017- 6/2018	7/2018- 6/2019	7/2019- 6/2020	7/2020- 6/2021	7/2021- 6/2022
FFOS:	7	0	0	0	0	0
Total R/W:	7	0	0	0	0	0
Total Construction:	0	0	0	0	0	0
Paybacks:	2,002	1,049	1,049	1,049	284	284
Sub-Total:	2,009	1,049	1,049	1,049	284	284
Total Engineering:	5	9	7	3	0	0
Grand Total:	2,014	1,058	1,056	1,052	284	284
		2018	2019	2020	2021	2022
State		420	420	420	284	284
AC-State		0	0	0	0	0
Local		0	0	0	0	0
Sub-total State		420	420	420	284	284
Federal						
Sub-total Federal		638	636	632	0	0
Grand Total		1,058	1,056	1,052	284	284

Project Count: 7

* Subject to the approval of the Transportation Improvement Program by the governing Metropolitan Planning Organization.

Jun-8-2017

Section 4 - 1

District Southwest

TMA

Dollars in Thousands



2018-2022 Highway and Bridge Construction Schedule

Transportation Planning

P.O. Box 270
Jefferson City, MO 65802

Construction contingency applied to construction cost in the year the project is awarded.
Three percent project growth factor compounded annually is applied to right-of-way and construction costs in program years 2, 3, 4, and 5.
No inflation is applied to the Funding From Other Sources (FFOS) or Payments.
Engineering includes PE costs, CE costs and R/W incidentals.

Southwest TMA Total

STATE FISCAL YEAR PROJECT BUDGETING						
	Prior Prog.	7/2017- 6/2018	7/2018- 6/2019	7/2019- 6/2020	7/2020- 6/2021	7/2021- 6/2022
FFOS:	7	5,695	1,895	1,559	1,166	1,166
Total R/W:	9	3,227	313	80	4,262	0
Total Construction:	0	35,331	51,301	34,017	10,124	18,171
Paybacks:	2,002	1,049	1,049	1,049	284	284
Sub-Total:	2,011	39,607	52,663	35,146	14,670	18,455
Total Engineering:	2,701	8,573	5,867	3,650	1,047	1,149
Grand Total:	4,712	48,180	58,530	38,796	15,717	19,604

	2018	2019	2020	2021	2022
State	8,059	11,489	7,671	3,269	4,044
AC-State	304	14	1,673	0	0
Local	1,841	225	0	0	0
Sub-total State	10,204	11,728	9,344	3,269	4,044

Federal					
Sub-total Federal	37,976	46,802	29,452	12,448	15,560
Grand Total	48,180	58,530	38,796	15,717	19,604

Project Count: 78

* Subject to the approval of the Transportation Improvement Program by the governing Metropolitan Planning Organization.

Jun-8-2017

Section 4 - 1

District Southwest

TMA

Dollars in Thousands

District Program Summary
Southwest (Urban)
(Dollars in Millions)

Amounts include construction and right of way, excludes engineering.

State Fiscal Year	2018	2019	2020	2021	2022
Statewide Interstate And Major Bridge - Available					
Statewide Interstate And Major Bridge - FFOS	0.000	0.000	0.000	0.000	0.000
Statewide Interstate And Major Bridge - Fund Transfers	0.200	0.000	0.000	0.000	0.000
Statewide Interstate And Major Bridge - Carryover	-0.125	0.000	0.000	0.000	0.000
Award and Completed Project Adjustments	0.000	0.000	0.000	0.000	0.000
Statewide Interstate And Major Bridge - Total Available	0.075	0.000	0.000	0.000	0.000
Statewide Interstate And Major Bridge - Programmed	0.200	0.000	0.000	0.000	0.000
Safety - Available	1.460	1.456	1.357	1.350	1.340
Safety - FFOS	1.825	0.000	0.995	0.870	0.870
Safety - Fund Transfers	-0.703	-1.609	-0.542	0.000	0.000
Safety - Carryover	3.684	0.000	0.000	0.000	0.000
Award and Completed Project Adjustments	0.034	0.060	-0.050	-0.060	0.000
Safety - Total Available	6.300	-0.093	1.760	2.160	2.210
Safety - Programmed	4.796	1.947	1.287	0.951	0.979
Taking Care Of System - Available	7.432	7.728	7.879	7.839	7.789
Taking Care Of System - FFOS	0.178	0.000	0.564	0.296	0.296
Taking Care Of System - Fund Transfers	4.432	8.932	0.936	0.000	0.000
Taking Care Of System - Carryover	7.855	0.000	0.000	0.000	0.000
Award and Completed Project Adjustments	1.078	0.860	-0.606	0.743	0.000
Taking Care Of System - Total Available	20.975	17.520	8.773	8.878	8.085
Taking Care Of System - Programmed	13.297	16.671	18.993	6.629	4.398
Flexible & Other - Available					
Flexible & Other - FFOS	3.692	1.895	0.000	0.000	0.000
Flexible & Other - Fund Transfers	17.622	29.676	12.545	6.488	11.620
Flexible & Other - Carryover	-3.826	0.000	0.000	0.000	0.000
Award and Completed Project Adjustments	0.000	7.460	0.625	0.000	0.000
Flexible & Other - Total Available	17.488	39.031	13.170	6.488	11.620
Flexible & Other - Programmed	21.314	34.045	14.865	7.090	13.078
Statewide Safety - Available					
Statewide Safety - FFOS	0.000	0.000	0.000	0.000	0.000
Statewide Safety - Fund Transfers	0.000	0.000	0.000	0.000	0.000
Statewide Safety - Carryover	0.000	0.000	0.000	0.000	0.000
Award and Completed Project Adjustments	0.000	0.000	0.000	0.000	0.000
Statewide Safety - Total Available	0.000	0.000	0.000	0.000	0.000
Statewide Safety - Programmed	0.000	0.000	0.000	0.000	0.000
Statewide Major Projects & Emerging Needs - Available					
Statewide Major Projects & Emerging Needs - FFOS	0.000	0.000	0.000	0.000	0.000
Statewide Major Projects & Emerging Needs - Fund Transfers	0.000	0.000	0.000	0.000	0.000
Statewide Major Projects & Emerging Needs - Carryover	0.000	0.000	0.000	0.000	0.000
Award and Completed Project Adjustments	0.000	0.000	0.000	0.000	0.000
Statewide Major Projects & Emerging Needs - Total Available	0.000	0.000	0.000	0.000	0.000
Statewide Major Projects & Emerging Needs - Programmed	0.000	0.000	0.000	0.000	0.000
Statewide Amendment 3 - Available					
Statewide Amendment 3 - FFOS	0.000	0.000	0.000	0.000	0.000
Statewide Amendment 3 - Fund Transfers	0.000	0.000	0.000	0.000	0.000
Statewide Amendment 3 - Carryover	-3.510	0.000	0.000	0.000	0.000
Award and Completed Project Adjustments	0.000	0.000	0.000	0.000	0.000
Statewide Amendment 3 - Total Available	-3.510	0.000	0.000	0.000	0.000
Statewide Amendment 3 - Programmed	0.000	0.000	0.000	0.000	0.000

*Note: Three percent inflation compounded annually applied to program years 2019 - 2022
Two percent construction contingency applied to construction.*

District Program Summary**Southwest (Urban)**

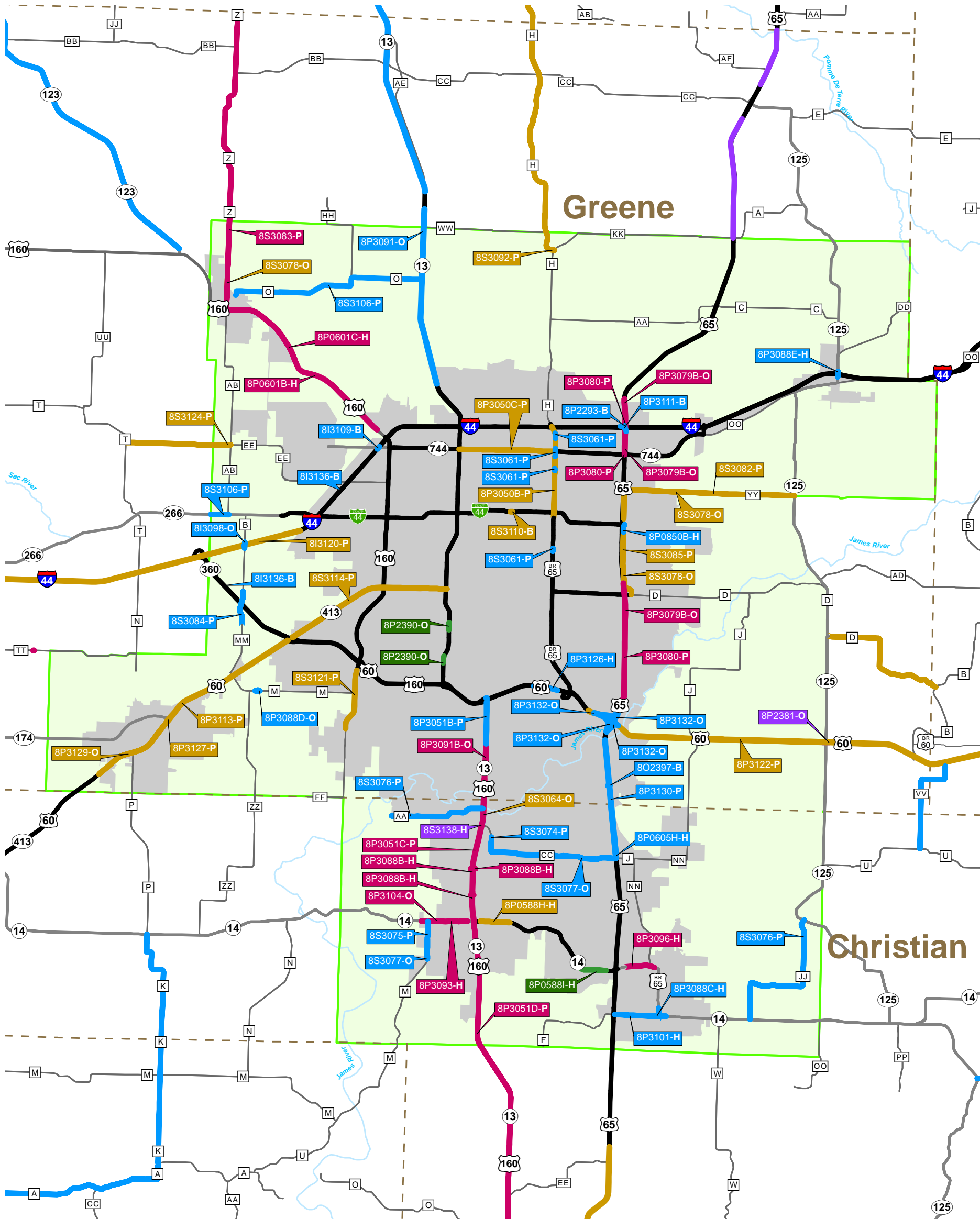
(Dollars in Millions)

Amounts include construction and right of way, excludes engineering.

Total Categorized Funding Available by SFY	41.328	56.458	23.703	17.526	21.915
Total Flexible Funds Available	0.000	-2.385	16.522	21.918	15.778
Adjustments	1.112	8.380	-0.031	0.683	0.000
Carryovers	4.078				
Total Available by SFY	41.328	54.073	40.225	39.444	37.693
Total Programmed by SFY	39.607	52.663	35.145	14.670	18.455

*Note: Three percent inflation compounded annually applied to program years 2019 - 2022
Two percent construction contingency applied to construction.*

Statewide Transportation Improvement Program
2018-2022
Southwest District-Ozarks Transportation Organization
Highway and Bridge Construction Projects



State Fiscal Year*

- 2018
- 2019
- 2020
- 2021
- 2022

Urban Areas

Missouri Major Roads

Ozarks Transportation Organization

Type of Work

- B = New/Improved Bridge
- H = New/Expanded Highway
- M = Major Bridge
- O = Other/Safety
- P = Pavement Treatment

Label Key

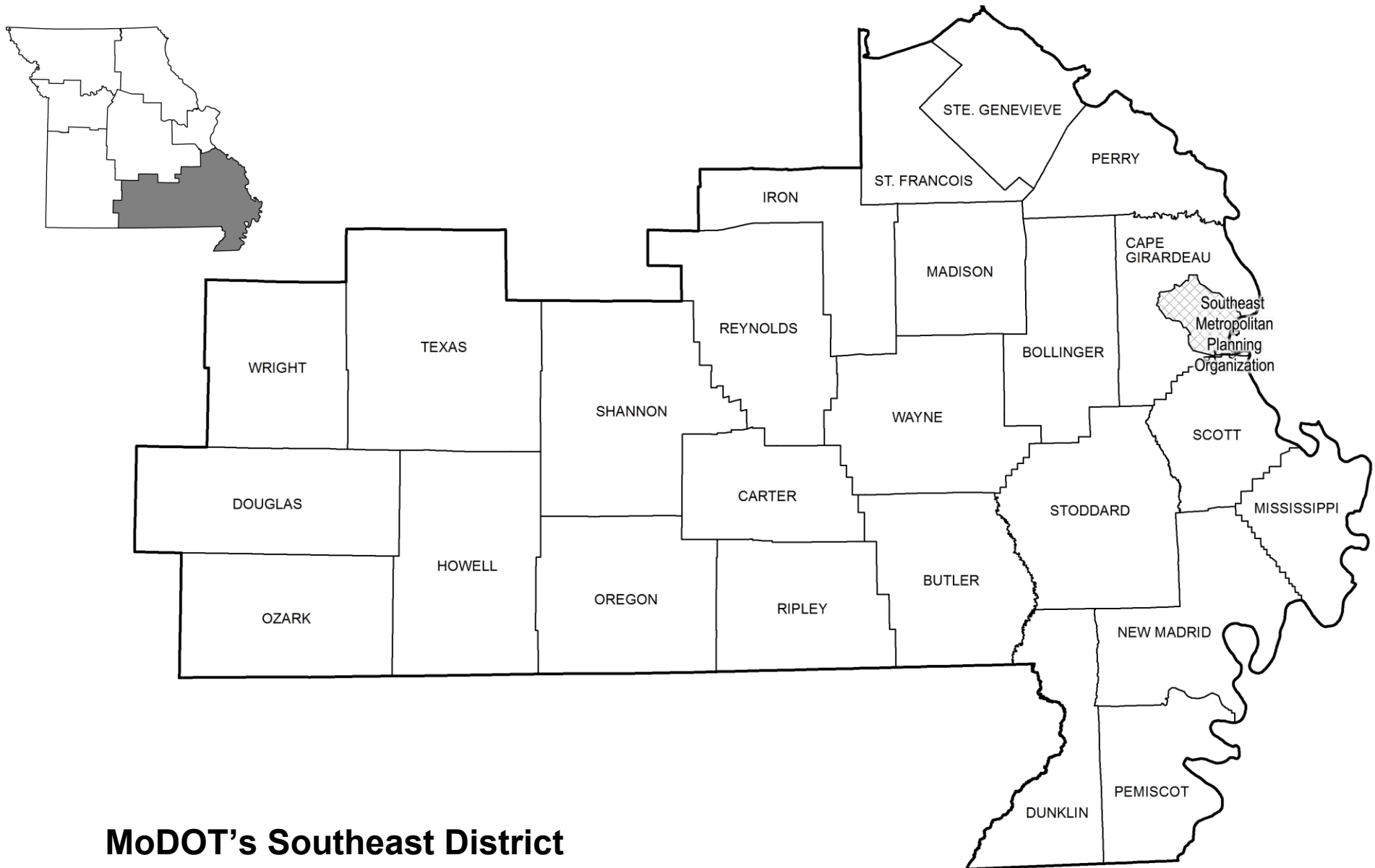
Job No.-Type of Work



0 1 2 4 Miles

Missouri Department of Transportation
1-888-ASK-MODOT
WWW.MODOT.ORG
June 29, 2017

Document Path: Z:\MapProjects\STIP\STIP2018_2022\STIP18_D06_TMA.mxd



MoDOT's Southeast District

PROJECT DESCRIPTION KEY

2018-2022 Highway and Bridge Construction Schedule

Construction contingency applied to construction cost in the year the project is awarded.

Three percent project growth factor compounded annually is applied to right-of-way and construction in program years 2, 3, 4, and 5.

No inflation is applied to the Funding From Other Sources (FFOS) or Payments.

Engineering includes PE costs, CE costs, and R/W incidentals.

						STATE FISCAL YEAR PROJECT BUDGETING					
						Prior Prog.	7/2017 6/2018	7/2018 6/2019	7/2019 6/2020	7/2020 6/2021	7/2021 6/2022
County:	XX	Engineering:	99	9	0	0	0	0	0	0	0
Route:	XX	R/W:	0	0	99	0	0	0	0	0	0
Job No.:		Construction:	0	0	0	999	0	0	0	0	0
Length:											
Fund Cat:	MPO: Fed: State: Local:										
Sec Cat:	Award Date Anticipated Fed Cat:	FFOS:	0	0	0	99	0	0	0	0	0
TIP#	Future Cost: Estimate Total:	Payments:	0	99	0	0	0	0	0	0	0

Anticipated Federal
Funding Category^

Estimated cost range beyond 2022.

Date project is to be awarded to begin
construction (Season and calendar year for
2017 & 2018. SFY only beyond 2018).

Metropolitan Planning Organization (Y/N).

Project description and location.

County location of project.

Route location of project.

Project number used to track
project costs.

Total length in 1/100 miles.

Primary Funding Category.*

Secondary Funding Category.**

Transportation Improvement Program
number (MPO projects only).

Total project cost estimate.

Federal, Advanced CN-State,
State and Local share of project
costs.

Dollars programmed
in previous STIPs.

Dollars funded
from other
sources.

Dollars for construction,
utilities and
contingency.

Dollars for right-of-way
(land acquisition).

Dollars to be paid back for
accelerating the project or
payments to others.

Dollars for engineering that include
preliminary engineering, construction
engineering and right-of-way incidentals.

*Primary Funding Category:

Take Care of System
Statewide Interstate & Major Bridge
Safety
Statewide Safety
Flexible & Other
Amendment 3

**Secondary Funding Category:

Enhancements
Low Type Resurfacing
N - Ada Trans (ADA Transition Plan)
Preventive Maint (Preventive Maintenance)
Regional
Rehab And Reconst (Rehabilitation and Reconstruction)
Routine Maintenance
Safety
Systems Operations
Thin Lift Overlay
Urban Safety

^Anticipated Federal Funding Category:

CMAQ - Congestion Mitigation and Air Quality.

* Usually 80% Federal & 20% State funds.

Earmark - usually 80% Federal & 20% State funds.

NHFP - National Highway Freight Program.

* Usually 80% Federal & 20% State funds.

NHPP - National Highway Performance Program.

* Usually 80% Federal & 20% State funds.

* Sometimes 90% Federal & 10% State funds.

Safety - usually 90% Federal & 10% State funds.

State - No federal funds, state only funded.

STBG - Surface Transportation Block Grant program.

* Usually 80% Federal & 20% State funds.

(All Costs in Thousands)



2018-2022 Highway and Bridge Construction Schedule

Transportation Planning

P.O. Box 270
Jefferson City, MO 65102

Construction contingency applied to construction cost in the year the project is awarded.

Three percent project growth factor compounded annually is applied to right-of-way and construction costs in program years 2, 3, 4, and 5.

No inflation is applied to the Funding From Other Sources (FFOS) or Payments.

Engineering includes PE costs, CE costs and R/W incidentals.

Construction contingency applied to construction cost in the year the project is awarded. Three percent project growth factor compounded annually is applied to right-of-way and construction costs in program years 2, 3, 4, and 5. No inflation is applied to the Funding From Other Sources (FFOS) or Payments. Engineering includes PE costs, CE costs and R/W incidentals.										STATE FISCAL YEAR PROJECT BUDGETING					
										Prior Prog.	7/2017- 6/2018	7/2018- 6/2019	7/2019- 6/2020	7/2020- 6/2021	7/2021- 6/2022
County: Bollinger Route: MO 51 Job No.: 9S3298 Length: 0.17 MPO: N Fund Cat: Taking Care Of System Sec Cat: Rehab And Reconst Awd Date: 2020 Anticipated Fed Cat: TIP #: Future Cost: 0 Estimate Total: 2,466	Bridge improvements over Castor River. Project involves bridge J0103.				Engineering: 10 R/W: 0 Construction: 0 FFOS: 0 Payments: 0	40 0 0 0 0	43 8 0 0 0	243 0 2,122 0 0	0 0 0 0 0	0 0 0 0 0					
County: Bollinger Route: RT C Job No.: 9S3347 Length: 9.51 MPO: N Fund Cat: Taking Care Of System Sec Cat: Thin Lift Overlay Awd Date: Fall 17 Anticipated Fed Cat: TIP #: Future Cost: 0 Estimate Total: 1,055	Pavement improvements from Rte. 51 to Rte. 91.				Engineering: 0 R/W: 0 Construction: 0 FFOS: 0 Payments: 0	96 0 959 0 0	0 0 0 0 0	0 0 0 0 0	0 0 0 0 0	0 0 0 0 0					
County: Bollinger Route: RT FF Job No.: 9S3285 Length: 0.12 MPO: N Fund Cat: Taking Care Of System Sec Cat: Rehab And Reconst Awd Date: Fall 18 Anticipated Fed Cat: TIP #: Future Cost: 0 Estimate Total: 573	Bridge improvements over Cane Creek. Project involves bridge N0066.				Engineering: 5 R/W: 0 Construction: 0 FFOS: 0 Payments: 0	17 6 0 0 0	58 0 487 0 0	0 0 0 0 0	0 0 0 0 0	0 0 0 0 0					
County: Bollinger Route: RT P Job No.: 9S3439 Length: 0.20 MPO: N Fund Cat: Taking Care Of System Sec Cat: Rehab And Reconst Awd Date: 2020 Anticipated Fed Cat: TIP #: Future Cost: 0 Estimate Total: 742	Bridge improvements over Brush Creek. Project involves bridge T0394.				Engineering: 0 R/W: 0 Construction: 0 FFOS: 0 Payments: 0	5 0 0 0 0	27 6 0 0 0	70 0 634 0 0	0 0 0 0 0	0 0 0 0 0					
County: Bollinger Route: RT ZZ Job No.: 9S3284 Length: 0.13 MPO: N Fund Cat: Taking Care Of System Sec Cat: Rehab And Reconst Awd Date: Spring 18 Anticipated Fed Cat: TIP #: Future Cost: 0 Estimate Total: 828	Bridge improvements over Little Crooked Creek. Project involves bridge N0988.				Engineering: 30 R/W: 0 Construction: 0 FFOS: 0 Payments: 0	95 4 699 0 0	0 0 0 0 0	0 0 0 0 0	0 0 0 0 0	0 0 0 0 0					

* Subject to the approval of the Transportation Improvement Program by the governing Metropolitan Planning Organization.

Jun-8-2017

Section 4 - 1

District Southeast

Dollars in Thousands



2018-2022 Highway and Bridge Construction Schedule

Transportation Planning

P.O. Box 270
Jefferson City, MO 65102

Construction contingency applied to construction cost in the year the project is awarded.

Three percent project growth factor compounded annually is applied to right-of-way and construction costs in program years 2, 3, 4, and 5.

No inflation is applied to the Funding From Other Sources (FFOS) or Payments.

Engineering includes PE costs, CE costs and R/W incidentals.

						STATE FISCAL YEAR PROJECT BUDGETING					
						Prior Prog.	7/2017- 6/2018	7/2018- 6/2019	7/2019- 6/2020	7/2020- 6/2021	7/2021- 6/2022
County: Butler	Bridge replacements over St. Francis River and Overflow. Project involves bridges G0433 and K0838.					Engineering:	505	516	0	0	0
Route: MO 53						R/W:	431	0	0	0	0
Job No.: 9P3071						Construction:	0	6,056	0	0	0
Length: 1.19	MPO: N					FFOS:	0	0	0	0	0
Fund Cat: Taking Care Of System	Fed: 5,258 State: 1,314 Local: 0					Payments:	0	0	0	0	0
Sec Cat: Rehab And Reconst	Awd Date: Fall 17 Anticipated Fed Cat: NHPP										
TIP #:	Future Cost: 0 Estimate Total: 7,508										
County: Butler	Bridge improvements over Black River. Project involves bridge K0263.					Engineering:	5	2	20	30	20
Route: BU 60						R/W:	0	0	0	0	0
Job No.: 9S3381						Construction:	0	0	0	0	3,967
Length: 0.10	MPO: N					FFOS:	0	0	0	0	0
Fund Cat: Taking Care Of System	Fed: 3,454 State: 862 Local: 0					Payments:	0	0	0	0	0
Sec Cat: Rehab And Reconst	Awd Date: 2022 Anticipated Fed Cat: NHPP										
TIP #:	Future Cost: 0 Estimate Total: 4,321										
County: Butler	Pavement improvements from Rte. 51 near Broseley to Rte. 53.					Engineering:	0	2	5	55	0
Route: RT CC						R/W:	0	0	0	0	0
Job No.: 9S3360						Construction:	0	0	0	696	0
Length: 10.70	MPO: N					FFOS:	0	0	0	0	0
Fund Cat: Taking Care Of System	AC-State: 607 State: 151 Local: 0					Payments:	0	0	0	0	0
Sec Cat: Thin Lift Overlay	Awd Date: 2020 Anticipated Fed Cat: STBG										
TIP #:	Future Cost: 0 Estimate Total: 758										
County: Butler	Pavement improvements from Rte. 51 near Fisk to Rte. CC.					Engineering:	0	41	0	0	0
Route: RT FF						R/W:	0	0	0	0	0
Job No.: 9S3324						Construction:	0	450	0	0	0
Length: 7.30	MPO: N					FFOS:	0	0	0	0	0
Fund Cat: Taking Care Of System	AC-State: 393 State: 98 Local: 0					Payments:	0	0	0	0	0
Sec Cat: Thin Lift Overlay	Awd Date: Winter 18 Anticipated Fed Cat: STBG										
TIP #:	Future Cost: 0 Estimate Total: 491										
County: Butler	Pavement improvements from Rte. 67 to end of state maintenance.					Engineering:	0	2	5	20	0
Route: RT JJ						R/W:	0	0	0	0	0
Job No.: 9S3362						Construction:	0	0	0	229	0
Length: 3.18	MPO: N					FFOS:	0	0	0	0	0
Fund Cat: Taking Care Of System	AC-State: 205 State: 51 Local: 0					Payments:	0	0	0	0	0
Sec Cat: Thin Lift Overlay	Awd Date: 2020 Anticipated Fed Cat: STBG										
TIP #:	Future Cost: 0 Estimate Total: 256										

* Subject to the approval of the Transportation Improvement Program by the governing Metropolitan Planning Organization.

Jun-8-2017

Section 4 - 2

District Southeast

Dollars in Thousands



2018-2022 Highway and Bridge Construction Schedule

Transportation Planning

P.O. Box 270
Jefferson City, MO 65102

Construction contingency applied to construction cost in the year the project is awarded.

Three percent project growth factor compounded annually is applied to right-of-way and construction costs in program years 2, 3, 4, and 5.

No inflation is applied to the Funding From Other Sources (FFOS) or Payments.

Engineering includes PE costs, CE costs and R/W incidentals.

Construction contingency applied to construction cost in the year the project is awarded. Three percent project growth factor compounded annually is applied to right-of-way and construction costs in program years 2, 3, 4, and 5. No inflation is applied to the Funding From Other Sources (FFOS) or Payments. Engineering includes PE costs, CE costs and R/W incidentals.							STATE FISCAL YEAR PROJECT BUDGETING							
							Prior Prog.	7/2017- 6/2018	7/2018- 6/2019	7/2019- 6/2020	7/2020- 6/2021	7/2021- 6/2022		
County: Butler Route: RT T Job No.: 9S3363 Length: 19.55 MPO: N Fund Cat: Taking Care Of System Sec Cat: Thin Lift Overlay TIP #: Awd Date: 2020 Anticipated Fed Cat: STBG Future Cost: 0 Estimate Total: 1,795	Pavement improvements from Rte. 51 near Puxico to Rte. 60.						Engineering:	0	2	10	127	0	0	
							R/W:	0	0	0	0	0	0	0
							Construction:	0	0	0	1,656	0	0	0
							FFOS:	0	0	0	0	0	0	0
							Payments:	0	0	0	0	0	0	0
County: Butler Route: RT V Job No.: 9S3348 Length: 3.92 MPO: N Fund Cat: Taking Care Of System Sec Cat: Preventive Maint TIP #: Awd Date: Winter 18 Anticipated Fed Cat: STBG Future Cost: 0 Estimate Total: 116	Pavement improvements from Rte. 160 to end of state maintenance.						Engineering:	0	10	0	0	0	0	
							R/W:	0	0	0	0	0	0	0
							Construction:	0	106	0	0	0	0	0
							FFOS:	0	0	0	0	0	0	0
							Payments:	0	0	0	0	0	0	0
County: Butler Route: RT W Job No.: 9S3386 Length: 0.09 MPO: N Fund Cat: Taking Care Of System Sec Cat: Rehab And Reconst TIP #: Awd Date: 2022 Anticipated Fed Cat: NHPP Future Cost: 0 Estimate Total: 3,499	Bridge improvement over Black River. Project involves bridge F0559.						Engineering:	5	2	65	65	49	228	
							R/W:	0	0	0	0	0	0	0
							Construction:	0	0	0	0	0	0	3,085
							FFOS:	0	0	0	0	0	0	0
							Payments:	0	0	0	0	0	0	0
County: Cape Girardeau Route: MO 25 Job No.: 9S3387 Length: 21.16 MPO: N Fund Cat: Taking Care Of System Sec Cat: Preventive Maint TIP #: Awd Date: Winter 18 Anticipated Fed Cat: STBG Future Cost: 0 Estimate Total: 967	Pavement improvements from Rte. K to Rte. 74 and Rte. 77 to Rte. 91 North.						Engineering:	0	81	0	0	0	0	
							R/W:	0	0	0	0	0	0	0
							Construction:	0	886	0	0	0	0	0
							FFOS:	0	0	0	0	0	0	0
							Payments:	0	0	0	0	0	0	0
County: Cape Girardeau Route: MO 34 Job No.: 9P3121B Length: 3.49 MPO: Y Fund Cat: Taking Care Of System Sec Cat: Thin Lift Overlay TIP #: Awd Date: 2022 Anticipated Fed Cat: NHPP Future Cost: 0 Estimate Total: 1,609	Pavement improvements from Rte. 72 to Rte. 34/25/61 intersection in Jackson.						Engineering:	10	2	2	5	15	105	
							R/W:	0	0	0	0	0	0	0
							Construction:	0	0	0	0	0	0	1,470
							FFOS:	0	0	0	0	0	0	0
							Payments:	0	0	0	0	0	0	0

* Subject to the approval of the Transportation Improvement Program by the governing Metropolitan Planning Organization.

Jun-8-2017

Section 4 - 3

District Southeast

Dollars in Thousands



2018-2022 Highway and Bridge Construction Schedule

Transportation Planning

P.O. Box 270
Jefferson City, MO 65102

Construction contingency applied to construction cost in the year the project is awarded.

Three percent project growth factor compounded annually is applied to right-of-way and construction costs in program years 2, 3, 4, and 5.

No inflation is applied to the Funding From Other Sources (FFOS) or Payments.

Engineering includes PE costs, CE costs and R/W incidentals.

Construction contingency applied to construction cost in the year the project is awarded. Three percent project growth factor compounded annually is applied to right-of-way and construction costs in program years 2, 3, 4, and 5. No inflation is applied to the Funding From Other Sources (FFOS) or Payments. Engineering includes PE costs, CE costs and R/W incidentals.							STATE FISCAL YEAR PROJECT BUDGETING						
							Prior Prog.	7/2017- 6/2018	7/2018- 6/2019	7/2019- 6/2020	7/2020- 6/2021	7/2021- 6/2022	
County: Cape Girardeau	Bridge improvements over Mississippi River. Project involves bridge A5076. \$1,000,000 from IDOT.						Engineering:	0	10	10	147	0	0
Route: MO 34							R/W:	0	0	0	0	0	0
Job No.: 9P3308							Construction:	0	0	0	2,122	0	0
Length: 0.33	MPO: Y						FFOS:	0	0	0	1,000	0	0
Fund Cat: Taking Care Of System						Fed: 1,256	State: 33	Local: 1,000					
Sec Cat: Rehab And Reconst	Awd Date: 2020		Anticipated Fed Cat: NHPP			Payments:	0	0	0	0	0	0	
TIP #:	Future Cost: 0		Estimate Total: 2,289										
County: Cape Girardeau	Pavement improvements from 0.7 mile south of Rte. KK to Rte. T.						Engineering:	65	65	2	225	0	0
Route: IS 55							R/W:	0	0	0	0	0	0
Job No.: 9I3110							Construction:	0	0	0	3,448	0	0
Length: 13.99	MPO: N						FFOS:	0	0	0	0	0	0
Fund Cat: Statewide Interstate And Major Bridge						AC-State: 3,366	State: 374	Local: 0					
Sec Cat: Rehab And Reconst	Awd Date: 2020		Anticipated Fed Cat: NHPP			Payments:	0	0	0	0	0	0	
TIP #:	Future Cost: 0		Estimate Total: 3,805										
County: Cape Girardeau	Bridge improvements over Rte. 61. Project involves bridges A0338.						Engineering:	74	100	326	0	0	0
Route: IS 55							R/W:	0	0	0	0	0	0
Job No.: 9I3125							Construction:	0	0	3,399	0	0	0
Length: 1.30	MPO: Y						FFOS:	0	0	0	0	0	0
Fund Cat: Statewide Interstate And Major Bridge						Fed: 3,442	State: 383	Local: 0					
Sec Cat: Rehab And Reconst	Awd Date: 2019		Anticipated Fed Cat: NHPP			Payments:	0	0	0	0	0	0	
TIP #:	Future Cost: 0		Estimate Total: 3,899										
County: Cape Girardeau	Pavement improvements from beginning of state maintenance to Rte. 61.						Engineering:	0	2	5	30	0	0
Route: OR 55							R/W:	0	0	0	0	0	0
Job No.: 9S3365							Construction:	0	0	0	383	0	0
Length: 3.94	MPO: Y						FFOS:	0	0	0	0	0	0
Fund Cat: Taking Care Of System						Fed: 0	State: 420	Local: 0					
Sec Cat: Thin Lift Overlay	Awd Date: 2020		Anticipated Fed Cat: State			Payments:	0	0	0	0	0	0	
TIP #:	Future Cost: 0		Estimate Total: 420										
County: Cape Girardeau	Bridge improvements over Cape LaCrox Creek. Project involves bridge H0572.						Engineering:	10	31	0	0	0	0
Route: US 61							R/W:	0	0	0	0	0	0
Job No.: 9P3126							Construction:	0	255	0	0	0	0
Length: 0.05	MPO: Y						FFOS:	0	0	0	0	0	0
Fund Cat: Taking Care Of System						Fed: 228	State: 58	Local: 0					
Sec Cat: Rehab And Reconst	Awd Date: Winter 18		Anticipated Fed Cat: NHPP			Payments:	0	0	0	0	0	0	
TIP #:	Future Cost: 0		Estimate Total: 296										

* Subject to the approval of the Transportation Improvement Program by the governing Metropolitan Planning Organization.

Jun-8-2017

Section 4 - 4

District Southeast

Dollars in Thousands



2018-2022 Highway and Bridge Construction Schedule

Transportation Planning

P.O. Box 270
Jefferson City, MO 65102

Construction contingency applied to construction cost in the year the project is awarded.

Three percent project growth factor compounded annually is applied to right-of-way and construction costs in program years 2, 3, 4, and 5.

No inflation is applied to the Funding From Other Sources (FFOS) or Payments.

Engineering includes PE costs, CE costs and R/W incidentals.

						STATE FISCAL YEAR PROJECT BUDGETING					
						Prior Prog.	7/2017- 6/2018	7/2018- 6/2019	7/2019- 6/2020	7/2020- 6/2021	7/2021- 6/2022
County:	Cape Girardeau	Pavement improvements from Rte. 25 to I-55 south of Cape Girardeau.				Engineering:	75	457	0	0	0
Route:	US 61					R/W:	0	0	0	0	0
Job No.:	9P3187					Construction:	0	5,203	0	0	0
Length:	11.44	MPO:	Y			FFOS:	0	0	0	0	0
Fund Cat:	Taking Care Of System	Fed:	4,528	State:	1,132	Local:	0				
Sec Cat:	Thin Lift Overlay	Awd Date:	Winter 18	Anticipated Fed Cat:	STBG	Payments:	0	0	0	0	0
TIP #:		Future Cost:	0	Estimate Total:	5,735						
County:	Cape Girardeau	Pavement improvements from Rte. 25 to I-55.				Engineering:	4	74	0	0	0
Route:	MO 74					R/W:	0	0	0	0	0
Job No.:	9S3290					Construction:	0	789	0	0	0
Length:	5.24	MPO:	Y			FFOS:	0	0	0	0	0
Fund Cat:	Taking Care Of System	Fed:	690	State:	173	Local:	0				
Sec Cat:	Thin Lift Overlay	Awd Date:	Winter 18	Anticipated Fed Cat:	STBG	Payments:	0	0	0	0	0
TIP #:		Future Cost:	0	Estimate Total:	867						
County:	Cape Girardeau	Bridge improvements over Whitewater River. Project involves bridge L0567.				Engineering:	15	15	19	127	0
Route:	RT A					R/W:	0	0	20	0	0
Job No.:	9S3299					Construction:	0	0	0	1,094	0
Length:	0.14	MPO:	N			FFOS:	0	0	0	0	0
Fund Cat:	Taking Care Of System	Fed:	1,020	State:	255	Local:	0				
Sec Cat:	Rehab And Reconst	Awd Date:	2020	Anticipated Fed Cat:	NHPP	Payments:	0	0	0	0	0
TIP #:		Future Cost:	0	Estimate Total:	1,290						
County:	Cape Girardeau	Pavement improvements from Rte. U to Rte. 25.				Engineering:	0	5	6	50	0
Route:	RT A					R/W:	0	0	0	0	0
Job No.:	9S3400					Construction:	0	0	0	664	0
Length:	10.75	MPO:	N			FFOS:	0	0	0	0	0
Fund Cat:	Taking Care Of System	AC-State:	580	State:	145	Local:	0				
Sec Cat:	Thin Lift Overlay	Awd Date:	2020	Anticipated Fed Cat:	STBG	Payments:	0	0	0	0	0
TIP #:		Future Cost:	0	Estimate Total:	725						
County:	Cape Girardeau	Bridge improvements over Caney Creek. Project involves bridge P0736.				Engineering:	0	20	22	80	0
Route:	RT AA					R/W:	0	0	6	0	0
Job No.:	9S3393					Construction:	0	0	0	767	0
Length:	0.20	MPO:	N			FFOS:	0	0	0	0	0
Fund Cat:	Taking Care Of System	AC-State:	717	State:	178	Local:	0				
Sec Cat:	Rehab And Reconst	Awd Date:	2020	Anticipated Fed Cat:	STBG	Payments:	0	0	0	0	0
TIP #:		Future Cost:	0	Estimate Total:	895						

* Subject to the approval of the Transportation Improvement Program by the governing Metropolitan Planning Organization.

Jun-8-2017

Section 4 - 5

District Southeast

Dollars in Thousands



2018-2022 Highway and Bridge Construction Schedule

Transportation Planning

P.O. Box 270
Jefferson City, MO 65102

Construction contingency applied to construction cost in the year the project is awarded.

Three percent project growth factor compounded annually is applied to right-of-way and construction costs in program years 2, 3, 4, and 5.

No inflation is applied to the Funding From Other Sources (FFOS) or Payments.

Engineering includes PE costs, CE costs and R/W incidentals.

Construction contingency applied to construction cost in the year the project is awarded. Three percent project growth factor compounded annually is applied to right-of-way and construction costs in program years 2, 3, 4, and 5. No inflation is applied to the Funding From Other Sources (FFOS) or Payments. Engineering includes PE costs, CE costs and R/W incidentals.							STATE FISCAL YEAR PROJECT BUDGETING					
							Prior Prog.	7/2017- 6/2018	7/2018- 6/2019	7/2019- 6/2020	7/2020- 6/2021	7/2021- 6/2022
County: Cape Girardeau Route: RT AB Job No.: 9P3391 Length: 1.80 MPO: Y Fund Cat: Taking Care Of System Sec Cat: Thin Lift Overlay TIP #: Awd Date: 2021 Future Cost: 0	Pavement improvements from County Road 217 to I-55. AC-State: 1,764 State: 440 Local: 0 Anticipated Fed Cat: STBG Estimate Total: 2,204					Engineering: R/W: Construction: FFOS: Payments:	0 0 0 0 0 0	2 0 0 0 0 0	2 0 0 0 0 0	25 0 0 0 0 0	157 0 2,018 0 0 0	
County: Cape Girardeau Route: RT D Job No.: 9S3335 Length: 2.77 MPO: Y Fund Cat: Taking Care Of System Sec Cat: Thin Lift Overlay TIP #: Awd Date: Winter 18 Future Cost: 0	Pavement and shoulder improvements from Cane Creek to Rte. 61. AC-State: 480 State: 121 Local: 0 Anticipated Fed Cat: STBG Estimate Total: 601					Engineering: R/W: Construction: FFOS: Payments:	0 0 0 0 0 0	53 0 548 0 0 0	0 0 0 0 0 0	0 0 0 0 0 0	0 0 0 0 0 0	
County: Cape Girardeau Route: RT E Job No.: 9S3389 Length: 6.29 MPO: N Fund Cat: Taking Care Of System Sec Cat: Preventive Maint TIP #: Awd Date: Winter 18 Future Cost: 0	Pavement improvements from Rte. B to Rte. 61. AC-State: 175 State: 44 Local: 0 Anticipated Fed Cat: STBG Estimate Total: 219					Engineering: R/W: Construction: FFOS: Payments:	0 0 0 0 0 0	18 0 201 0 0 0	0 0 0 0 0 0	0 0 0 0 0 0	0 0 0 0 0 0	
County: Cape Girardeau Route: RT K Job No.: 9S3297 Length: 6.56 MPO: Y Fund Cat: Taking Care Of System Sec Cat: Thin Lift Overlay TIP #: Awd Date: Winter 18 Future Cost: 0	Pavement improvements from Rte. 25 to Rte. 61. Fed: 1,715 State: 429 Local: 0 Anticipated Fed Cat: STBG Estimate Total: 2,164					Engineering: R/W: Construction: FFOS: Payments:	20 0 0 0 0 0	166 0 1,978 0 0 0	0 0 0 0 0 0	0 0 0 0 0 0	0 0 0 0 0 0	
County: Cape Girardeau Route: RT KK Job No.: 9S3216 Length: 0.20 MPO: N Fund Cat: Taking Care Of System Sec Cat: Rehab And Reconst TIP #: Awd Date: Winter 18 Future Cost: 0	Bridge improvements over Little Apple Creek. Project involves bridge P0893. Fed: 519 State: 130 Local: 0 Anticipated Fed Cat: NHPP Estimate Total: 666					Engineering: R/W: Construction: FFOS: Payments:	17 0 0 0 0 0	80 4 565 0 0 0	0 0 0 0 0 0	0 0 0 0 0 0	0 0 0 0 0 0	

* Subject to the approval of the Transportation Improvement Program by the governing Metropolitan Planning Organization.

Jun-8-2017

Section 4 - 6

District Southeast

Dollars in Thousands



2018-2022 Highway and Bridge Construction Schedule

Transportation Planning

P.O. Box 270
Jefferson City, MO 65802

Construction contingency applied to construction cost in the year the project is awarded.

Three percent project growth factor compounded annually is applied to right-of-way and construction costs in program years 2, 3, 4, and 5.

No inflation is applied to the Funding From Other Sources (FFOS) or Payments.

Engineering includes PE costs, CE costs and R/W incidentals.

Construction contingency applied to construction cost in the year the project is awarded. Three percent project growth factor compounded annually is applied to right-of-way and construction costs in program years 2, 3, 4, and 5. No inflation is applied to the Funding From Other Sources (FFOS) or Payments. Engineering includes PE costs, CE costs and R/W incidentals.										STATE FISCAL YEAR PROJECT BUDGETING					
										Prior Prog.	7/2017- 6/2018	7/2018- 6/2019	7/2019- 6/2020	7/2020- 6/2021	7/2021- 6/2022
County: Cape Girardeau Route: RT KK Job No.: 9S3292 Length: 8.65 MPO: N Fund Cat: Taking Care Of System Sec Cat: Thin Lift Overlay TIP #: Awd Date: Winter 18 Future Cost: 0	Pavement improvements from Rte. B to Rte. 61. AC-State: 927 State: 231 Local: 0 Anticipated Fed Cat: STBG Estimate Total: 1,168				Engineering: 10 R/W: 0 Construction: 0 FFOS: 0 Payments: 0	86 0 1,072 0 0 0	0 0 0 0 0	0 0 0 0 0	0 0 0 0 0						
County: Cape Girardeau Route: RT NN Job No.: 9S3286 Length: 0.11 MPO: N Fund Cat: Taking Care Of System Sec Cat: Rehab And Reconst TIP #: Awd Date: Fall 18 Future Cost: 0	Bridge improvements over Drainage Ditch No. 8. Project involves bridge N0412. Fed: 343 State: 85 Local: 0 Anticipated Fed Cat: NHPP Estimate Total: 433				Engineering: 5 R/W: 0 Construction: 0 FFOS: 0 Payments: 0	12 6 0 0 0	44 0 366 0 0	0 0 0 0 0	0 0 0 0 0						
County: Cape Girardeau Route: RT PP Job No.: 9S3334 Length: 2.38 MPO: Y Fund Cat: Taking Care Of System Sec Cat: Thin Lift Overlay TIP #: Awd Date: Winter 18 Future Cost: 0	Pavement and shoulder improvements from Rte. 34/72 to end of state maintenance. AC-State: 406 State: 101 Local: 0 Anticipated Fed Cat: STBG Estimate Total: 507				Engineering: 0 R/W: 0 Construction: 0 FFOS: 0 Payments: 0	47 0 460 0 0	0 0 0 0 0	0 0 0 0 0	0 0 0 0 0						
County: Cape Girardeau Route: RT V Job No.: 9S3203 Length: 0.20 MPO: N Fund Cat: Taking Care Of System Sec Cat: Rehab And Reconst TIP #: Awd Date: Winter 18 Future Cost: 0	Bridge improvements over Little Indian Creek. Project involves bridge N0781. Fed: 443 State: 110 Local: 0 Anticipated Fed Cat: STBG Estimate Total: 568				Engineering: 15 R/W: 0 Construction: 0 FFOS: 0 Payments: 0	102 4 447 0 0	0 0 0 0 0	0 0 0 0 0	0 0 0 0 0						
County: Carter Route: MO 103 Job No.: 9S3350 Length: 3.83 MPO: N Fund Cat: Taking Care Of System Sec Cat: Preventive Maint TIP #: Awd Date: Winter 18 Future Cost: 0	Pavement improvements from Rte. 60 to Rte. Z. AC-State: 94 State: 23 Local: 0 Anticipated Fed Cat: STBG Estimate Total: 117				Engineering: 0 R/W: 0 Construction: 0 FFOS: 0 Payments: 0	10 0 107 0 0	0 0 0 0 0	0 0 0 0 0	0 0 0 0 0						

* Subject to the approval of the Transportation Improvement Program by the governing Metropolitan Planning Organization.

Jun-8-2017

Section 4 - 7

District Southeast

Dollars in Thousands



2018-2022 Highway and Bridge Construction Schedule

Transportation Planning

P.O. Box 270
Jefferson City, MO 65102

Construction contingency applied to construction cost in the year the project is awarded.

Three percent project growth factor compounded annually is applied to right-of-way and construction costs in program years 2, 3, 4, and 5.

No inflation is applied to the Funding From Other Sources (FFOS) or Payments.

Engineering includes PE costs, CE costs and R/W incidentals.

Construction contingency applied to construction cost in the year the project is awarded. Three percent project growth factor compounded annually is applied to right-of-way and construction costs in program years 2, 3, 4, and 5. No inflation is applied to the Funding From Other Sources (FFOS) or Payments. Engineering includes PE costs, CE costs and R/W incidentals.											STATE FISCAL YEAR PROJECT BUDGETING					
											Prior Prog.	7/2017- 6/2018	7/2018- 6/2019	7/2019- 6/2020	7/2020- 6/2021	7/2021- 6/2022
County: Carter Route: US 60 Job No.: 9P3199 Length: 0.56 MPO: N Fund Cat: Taking Care Of System Sec Cat: Thin Lift Overlay TIP #:	Pavement improvements on eastbound lane from 0.4 miles west of Rte. Y to Freemont. Fed: 155 State: 39 Local: 0 Awd Date: Fall 18 Anticipated Fed Cat: NHPP Future Cost: 0 Estimate Total: 195					Engineering:	1	1	15	0	0	0				
						R/W:	0	0	0	0	0	0				
						Construction:	0	0	178	0	0	0				
						FFOS:	0	0	0	0	0	0				
						Payments:	0	0	0	0	0	0				
County: Carter Route: US 60 Job No.: 9P3200 Length: 6.02 MPO: N Fund Cat: Taking Care Of System Sec Cat: Thin Lift Overlay TIP #:	Pavement improvements on eastbound lane from County Road 143 to 1 mile west of Rte. M. Fed: 1,350 State: 338 Local: 0 Awd Date: Fall 18 Anticipated Fed Cat: NHPP Future Cost: 0 Estimate Total: 1,698					Engineering:	10	10	127	0	0	0				
						R/W:	0	0	0	0	0	0				
						Construction:	0	0	1,551	0	0	0				
						FFOS:	0	0	0	0	0	0				
						Payments:	0	0	0	0	0	0				
County: Carter Route: US 60 Job No.: 9P3426 Length: 8.96 MPO: N Fund Cat: Taking Care Of System Sec Cat: Thin Lift Overlay TIP #:	Pavement improvements from east of Rte. J to County Road 455. AC-State: 1,764 State: 440 Local: 0 Awd Date: 2020 Anticipated Fed Cat: NHPP Future Cost: 0 Estimate Total: 2,204					Engineering:	0	2	25	162	0	0				
						R/W:	0	0	0	0	0	0				
						Construction:	0	0	0	2,015	0	0				
						FFOS:	0	0	0	0	0	0				
						Payments:	0	0	0	0	0	0				
County: Carter Route: RT B Job No.: 9S3374 Length: 10.71 MPO: N Fund Cat: Taking Care Of System Sec Cat: Thin Lift Overlay TIP #:	Pavement improvements from Rte. 21 to Rte. 60. AC-State: 746 State: 186 Local: 0 Awd Date: 2021 Anticipated Fed Cat: STBG Future Cost: 0 Estimate Total: 932					Engineering:	0	2	2	10	65	0				
						R/W:	0	0	0	0	0	0				
						Construction:	0	0	0	0	853	0				
						FFOS:	0	0	0	0	0	0				
						Payments:	0	0	0	0	0	0				
County: Douglas Route: MO 14 Job No.: 0S3018J Length: 1.87 MPO: N Fund Cat: Taking Care Of System Sec Cat: N- Ada Trans TIP #:	ADA Transition Plan improvements in Ava, Bismark, Houston and West Plains. \$1,340,000 from Statewide Transportation Alternatives funds. Fed: 1,148 State: 286 Local: 0 Awd Date: Spring 18 Anticipated Fed Cat: STBG Future Cost: 0 Estimate Total: 1,434					Engineering:	0	94	0	0	0	0				
						R/W:	0	0	0	0	0	0				
						Construction:	0	1,340	0	0	0	0				
						FFOS:	0	1,340	0	0	0	0				
						Payments:	0	0	0	0	0	0				

* Subject to the approval of the Transportation Improvement Program by the governing Metropolitan Planning Organization.

Jun-8-2017

Section 4 - 8

District Southeast

Dollars in Thousands



2018-2022 Highway and Bridge Construction Schedule

Transportation Planning

P.O. Box 270
Jefferson City, MO 65802

Construction contingency applied to construction cost in the year the project is awarded.

Three percent project growth factor compounded annually is applied to right-of-way and construction costs in program years 2, 3, 4, and 5.

No inflation is applied to the Funding From Other Sources (FFOS) or Payments.

Engineering includes PE costs, CE costs and R/W incidentals.

Construction contingency applied to construction cost in the year the project is awarded. Three percent project growth factor compounded annually is applied to right-of-way and construction costs in program years 2, 3, 4, and 5. No inflation is applied to the Funding From Other Sources (FFOS) or Payments. Engineering includes PE costs, CE costs and R/W incidentals.											STATE FISCAL YEAR PROJECT BUDGETING					
											Prior Prog.	7/2017- 6/2018	7/2018- 6/2019	7/2019- 6/2020	7/2020- 6/2021	7/2021- 6/2022
County: Douglas Route: MO 76 Job No.: 9S3377 Length: 10.88 MPO: N Fund Cat: Taking Care Of System Sec Cat: Thin Lift Overlay Awd Date: 2020 Anticipated Fed Cat: STBG TIP #: Future Cost: 0 Estimate Total: 837	Pavement improvements from Rte. 137 to Rte. 181.					Engineering:	0	2	10	60	0	0				
						R/W:	0	0	0	0	0	0				
						Construction:	0	0	0	765	0	0				
						FFOS:	0	0	0	0	0	0				
						Payments:	0	0	0	0	0	0				
County: Douglas Route: MO 95 Job No.: 9S3378 Length: 17.70 MPO: N Fund Cat: Taking Care Of System Sec Cat: Thin Lift Overlay Awd Date: 2021 Anticipated Fed Cat: STBG TIP #: Future Cost: 0 Estimate Total: 1,434	Pavement improvements from Rte. 14 to Rte. 5.					Engineering:	0	2	2	16	102	0				
						R/W:	0	0	0	0	0	0				
						Construction:	0	0	0	0	1,312	0				
						FFOS:	0	0	0	0	0	0				
						Payments:	0	0	0	0	0	0				
County: Douglas Route: RT JJ Job No.: 9S3424 Length: 12.04 MPO: N Fund Cat: Taking Care Of System Sec Cat: Thin Lift Overlay Awd Date: 2020 Anticipated Fed Cat: STBG TIP #: Future Cost: 0 Estimate Total: 825	Pavement improvements from Rte. 5 to Rte. 95.					Engineering:	0	2	8	59	0	0				
						R/W:	0	0	0	0	0	0				
						Construction:	0	0	0	756	0	0				
						FFOS:	0	0	0	0	0	0				
						Payments:	0	0	0	0	0	0				
County: Douglas Route: RT T Job No.: 9S3207 Length: 0.20 MPO: N Fund Cat: Taking Care Of System Sec Cat: Rehab And Reconst Awd Date: Winter 18 Anticipated Fed Cat: NHPP TIP #: Future Cost: 0 Estimate Total: 803	Bridge improvements over Little Beaver Creek. Project involves bridge T0154.					Engineering:	13	161	0	0	0	0				
						R/W:	0	4	0	0	0	0				
						Construction:	0	625	0	0	0	0				
						FFOS:	0	0	0	0	0	0				
						Payments:	0	0	0	0	0	0				
County: Douglas Route: RT ZZ Job No.: 9S3205 Length: 0.15 MPO: N Fund Cat: Taking Care Of System Sec Cat: Rehab And Reconst Awd Date: Winter 18 Anticipated Fed Cat: STBG TIP #: Future Cost: 0 Estimate Total: 574	Bridge improvements over Fox Creek. Project involves bridge R0169.					Engineering:	9	74	0	0	0	0				
						R/W:	0	4	0	0	0	0				
						Construction:	0	487	0	0	0	0				
						FFOS:	0	0	0	0	0	0				
						Payments:	0	0	0	0	0	0				

* Subject to the approval of the Transportation Improvement Program by the governing Metropolitan Planning Organization.

Jun-8-2017

Section 4 - 9

District Southeast

Dollars in Thousands



2018-2022 Highway and Bridge Construction Schedule

Construction contingency applied to construction cost in the year the project is awarded.

Three percent project growth factor compounded annually is applied to right-of-way and construction costs in program years 2, 3, 4, and 5.

No inflation is applied to the Funding From Other Sources (FFOS) or Payments.

Engineering includes PE costs, CE costs and R/W incidentals.

Construction contingency applied to construction cost in the year the project is awarded. Three percent project growth factor compounded annually is applied to right-of-way and construction costs in program years 2, 3, 4, and 5. No inflation is applied to the Funding From Other Sources (FFOS) or Payments. Engineering includes PE costs, CE costs and R/W incidentals.											STATE FISCAL YEAR PROJECT BUDGETING					
											Prior Prog.	7/2017- 6/2018	7/2018- 6/2019	7/2019- 6/2020	7/2020- 6/2021	7/2021- 6/2022
County: Douglas Route: RT ZZ Job No.: 9S3206 Length: 0.20 MPO: N Fund Cat: Taking Care Of System Sec Cat: Rehab And Reconst Awd Date: Winter 18 TIP #: Future Cost: 0	Bridge improvements over Fox Creek. Project involves bridge R0170. Fed: 452 State: 113 Local: 0 Anticipated Fed Cat: STBG Estimate Total: 574					Engineering: 9 R/W: 0 Construction: 0 FFOS: 0 Payments: 0	74 4 487 0 0	0 0 0 0 0	0 0 0 0 0	0 0 0 0 0						
County: Dunklin Route: MO 25 Job No.: 9P3265 Length: 4.41 MPO: N Fund Cat: Taking Care Of System Sec Cat: Thin Lift Overlay Awd Date: Winter 18 TIP #: Future Cost: 0	Pavement improvements from Bus. 25 to County Road 212. AC-State: 952 State: 238 Local: 0 Anticipated Fed Cat: STBG Estimate Total: 1,200					Engineering: 10 R/W: 0 Construction: 0 FFOS: 0 Payments: 0	97 0 1,093 0 0	0 0 0 0 0	0 0 0 0 0	0 0 0 0 0						
County: Dunklin Route: BU 25 Job No.: 9S3266 Length: 3.20 MPO: N Fund Cat: Taking Care Of System Sec Cat: Thin Lift Overlay Awd Date: Winter 18 TIP #: Future Cost: 0	Pavement improvements from Rte. 25 to Taylor Street in Malden. AC-State: 705 State: 176 Local: 0 Anticipated Fed Cat: STBG Estimate Total: 885					Engineering: 4 R/W: 0 Construction: 0 FFOS: 0 Payments: 0	75 0 806 0 0	0 0 0 0 0	0 0 0 0 0	0 0 0 0 0						
County: Dunklin Route: MO 84 Job No.: 9P3091 Length: 0.20 MPO: N Fund Cat: Taking Care Of System Sec Cat: Rehab And Reconst Awd Date: 2020 TIP #: Future Cost: 0	Bridge structural steel painting and joint repair over St. Francis River. Project involves bridge A3217. \$1,000,000 from AHTD. Fed: 1,238 State: 27 Local: 1,000 Anticipated Fed Cat: NHPP Estimate Total: 2,265					Engineering: 0 R/W: 0 Construction: 0 FFOS: 0 Payments: 0	2 0 0 0 0	2 0 0 0 0	139 0 2,122 1,000 0	0 0 0 0 0						
County: Dunklin Route: RT AC Job No.: 9S3318 Length: 1.74 MPO: N Fund Cat: Taking Care Of System Sec Cat: Thin Lift Overlay Awd Date: 2019 TIP #: Future Cost: 0	Pavement improvements from Rte. 412 to Rte. F. AC-State: 135 State: 34 Local: 0 Anticipated Fed Cat: STBG Estimate Total: 169					Engineering: 0 R/W: 0 Construction: 0 FFOS: 0 Payments: 0	1 0 0 0 0	15 0 153 0 0	0 0 0 0 0	0 0 0 0 0						

* Subject to the approval of the Transportation Improvement Program by the governing Metropolitan Planning Organization.



2018-2022 Highway and Bridge Construction Schedule

Transportation Planning

P.O. Box 270
Jefferson City, MO 65102

Construction contingency applied to construction cost in the year the project is awarded.

Three percent project growth factor compounded annually is applied to right-of-way and construction costs in program years 2, 3, 4, and 5.

No inflation is applied to the Funding From Other Sources (FFOS) or Payments.

Engineering includes PE costs, CE costs and R/W incidentals.

Construction contingency applied to construction cost in the year the project is awarded. Three percent project growth factor compounded annually is applied to right-of-way and construction costs in program years 2, 3, 4, and 5. No inflation is applied to the Funding From Other Sources (FFOS) or Payments. Engineering includes PE costs, CE costs and R/W incidentals.											STATE FISCAL YEAR PROJECT BUDGETING					
											Prior Prog.	7/2017- 6/2018	7/2018- 6/2019	7/2019- 6/2020	7/2020- 6/2021	7/2021- 6/2022
County: Dunklin Route: RT C Job No.: 9S3248 Length: 3.32 MPO: N Fund Cat: Taking Care Of System Sec Cat: Thin Lift Overlay TIP #:	Pavement improvements from Rte. P to Rte. N. AC-State: 199 State: 49 Local: 0 Awd Date: Fall 17 Anticipated Fed Cat: STBG Future Cost: 0 Estimate Total: 250					Engineering:	2	21	0	0	0	0				
						R/W:	0	0	0	0	0	0				
						Construction:	0	227	0	0	0	0				
						FFOS:	0	0	0	0	0	0				
						Payments:	0	0	0	0	0	0				
County: Dunklin Route: RT DD Job No.: 9S3367 Length: 0.20 MPO: N Fund Cat: Taking Care Of System Sec Cat: Rehab And Reconst TIP #:	Bridge improvements over St. Francis River. Project involves bridge A2382. AC-State: 775 State: 192 Local: 0 Awd Date: 2022 Anticipated Fed Cat: STBG Future Cost: 0 Estimate Total: 967					Engineering:	0	2	10	12	20	85				
						R/W:	0	0	0	7	0	0				
						Construction:	0	0	0	0	0	831				
						FFOS:	0	0	0	0	0	0				
						Payments:	0	0	0	0	0	0				
County: Dunklin Route: RT E Job No.: 9S3291 Length: 2.77 MPO: N Fund Cat: Taking Care Of System Sec Cat: Thin Lift Overlay TIP #:	Pavement improvements from Rte. 84 to Rte. 25. AC-State: 333 State: 83 Local: 0 Awd Date: Winter 18 Anticipated Fed Cat: STBG Future Cost: 0 Estimate Total: 426					Engineering:	10	36	0	0	0	0				
						R/W:	0	0	0	0	0	0				
						Construction:	0	380	0	0	0	0				
						FFOS:	0	0	0	0	0	0				
						Payments:	0	0	0	0	0	0				
County: Dunklin Route: RT EE Job No.: 9S3351 Length: 4.64 MPO: N Fund Cat: Taking Care Of System Sec Cat: Preventive Maint TIP #:	Pavement improvements from Rte. 153 to Rte. 25. AC-State: 112 State: 29 Local: 0 Awd Date: Winter 18 Anticipated Fed Cat: STBG Future Cost: 0 Estimate Total: 141					Engineering:	0	13	0	0	0	0				
						R/W:	0	0	0	0	0	0				
						Construction:	0	128	0	0	0	0				
						FFOS:	0	0	0	0	0	0				
						Payments:	0	0	0	0	0	0				
County: Dunklin Route: RT F Job No.: 9S3319 Length: 5.50 MPO: N Fund Cat: Taking Care Of System Sec Cat: Thin Lift Overlay TIP #:	Pavement improvements from Rte. 412 to Arkansas State line. AC-State: 312 State: 78 Local: 0 Awd Date: 2019 Anticipated Fed Cat: STBG Future Cost: 0 Estimate Total: 390					Engineering:	0	1	33	0	0	0				
						R/W:	0	0	0	0	0	0				
						Construction:	0	0	356	0	0	0				
						FFOS:	0	0	0	0	0	0				
						Payments:	0	0	0	0	0	0				

* Subject to the approval of the Transportation Improvement Program by the governing Metropolitan Planning Organization.

Jun-8-2017

Section 4 - 11

District Southeast

Dollars in Thousands



2018-2022 Highway and Bridge Construction Schedule

Transportation Planning

P.O. Box 270
Jefferson City, MO 65102

Construction contingency applied to construction cost in the year the project is awarded.

Three percent project growth factor compounded annually is applied to right-of-way and construction costs in program years 2, 3, 4, and 5.

No inflation is applied to the Funding From Other Sources (FFOS) or Payments.

Engineering includes PE costs, CE costs and R/W incidentals.

Construction contingency applied to construction cost in the year the project is awarded. Three percent project growth factor compounded annually is applied to right-of-way and construction costs in program years 2, 3, 4, and 5. No inflation is applied to the Funding From Other Sources (FFOS) or Payments. Engineering includes PE costs, CE costs and R/W incidentals.										STATE FISCAL YEAR PROJECT BUDGETING					
										Prior Prog.	7/2017- 6/2018	7/2018- 6/2019	7/2019- 6/2020	7/2020- 6/2021	7/2021- 6/2022
County: Dunklin Route: RT J Job No.: 9S3403 Length: 11.50 MPO: N Fund Cat: Taking Care Of System Sec Cat: Thin Lift Overlay TIP #: Awd Date: 2021 Future Cost: 0	Pavement improvements from Bus. 25 to Rte. 53. AC-State: 1,151 State: 287 Local: 0 Anticipated Fed Cat: STBG Estimate Total: 1,438				Engineering: R/W: Construction: FFOS: Payments:	0 0 0 0 0 0	2 0 0 0 0 0	2 0 0 0 0 0	10 0 0 0 0 0	94 0 1,330 0 0 0	0 0 0 0 0 0				
County: Dunklin Route: RT N Job No.: 9S3221 Length: 0.20 MPO: N Fund Cat: Taking Care Of System Sec Cat: Rehab And Reconst TIP #: Awd Date: Winter 18 Future Cost: 0	Bridge improvements over Honey Cypress Ditch. Project involves bridge F0963. Fed: 481 State: 120 Local: 0 Anticipated Fed Cat: NHPP Estimate Total: 626				Engineering: R/W: Construction: FFOS: Payments:	25 0 0 0 0 0	97 4 500 0 0 0	0 0 0 0 0 0	0 0 0 0 0 0	0 0 0 0 0 0	0 0 0 0 0 0				
County: Dunklin Route: RT N Job No.: 9S3336 Length: 6.92 MPO: N Fund Cat: Taking Care Of System Sec Cat: Thin Lift Overlay TIP #: Awd Date: 2019 Future Cost: 0	Pavement improvements from Rte. 412 to Rte. 164. AC-State: 458 State: 115 Local: 0 Anticipated Fed Cat: STBG Estimate Total: 573				Engineering: R/W: Construction: FFOS: Payments:	0 0 0 0 0 0	5 0 0 0 0 0	40 0 528 0 0 0	0 0 0 0 0 0	0 0 0 0 0 0	0 0 0 0 0 0				
County: Dunklin Route: RT NN Job No.: 9S3404 Length: 16.41 MPO: N Fund Cat: Taking Care Of System Sec Cat: Thin Lift Overlay TIP #: Awd Date: 2021 Future Cost: 0	Pavement improvements from Rte. 412 to Arkansas State line. AC-State: 1,138 State: 283 Local: 0 Anticipated Fed Cat: STBG Estimate Total: 1,421				Engineering: R/W: Construction: FFOS: Payments:	0 0 0 0 0 0	2 0 0 0 0 0	2 0 0 0 0 0	10 0 0 0 0 0	97 0 1,310 0 0 0	0 0 0 0 0 0				
County: Dunklin Route: RT O Job No.: 9S3229 Length: 0.20 MPO: N Fund Cat: Taking Care Of System Sec Cat: Rehab And Reconst TIP #: Awd Date: Winter 18 Future Cost: 0	Bridge improvements over Snipe Slough Ditch. Project involves bridge F0631. Fed: 499 State: 125 Local: 0 Anticipated Fed Cat: NHPP Estimate Total: 644				Engineering: R/W: Construction: FFOS: Payments:	20 0 0 0 0 0	106 4 514 0 0 0	0 0 0 0 0 0	0 0 0 0 0 0	0 0 0 0 0 0	0 0 0 0 0 0				

* Subject to the approval of the Transportation Improvement Program by the governing Metropolitan Planning Organization.

Jun-8-2017

Section 4 - 12

District Southeast

Dollars in Thousands



2018-2022 Highway and Bridge Construction Schedule

Transportation Planning

P.O. Box 270
Jefferson City, MO 65102

Construction contingency applied to construction cost in the year the project is awarded.

Three percent project growth factor compounded annually is applied to right-of-way and construction costs in program years 2, 3, 4, and 5.

No inflation is applied to the Funding From Other Sources (FFOS) or Payments.

Engineering includes PE costs, CE costs and R/W incidentals.

Construction contingency applied to construction cost in the year the project is awarded. Three percent project growth factor compounded annually is applied to right-of-way and construction costs in program years 2, 3, 4, and 5. No inflation is applied to the Funding From Other Sources (FFOS) or Payments. Engineering includes PE costs, CE costs and R/W incidentals.										STATE FISCAL YEAR PROJECT BUDGETING					
										Prior Prog.	7/2017- 6/2018	7/2018- 6/2019	7/2019- 6/2020	7/2020- 6/2021	7/2021- 6/2022
County: Dunklin Route: RT O Job No.: 9S3244 Length: 1.70 MPO: N Fund Cat: Taking Care Of System Sec Cat: Thin Lift Overlay Awd Date: Fall 17 Anticipated Fed Cat: STBG TIP #: Future Cost: 0 Estimate Total: 248	Pavement improvements from Rte. 84 to Rte. 412.				Engineering: 1 R/W: 0 Construction: 0 FFOS: 0 Payments: 0	19 0 228 0 0	0 0 0 0 0	0 0 0 0 0	0 0 0 0 0	0 0 0 0 0					
County: Dunklin Route: RT VV Job No.: 9S3245 Length: 0.92 MPO: N Fund Cat: Taking Care Of System Sec Cat: Thin Lift Overlay Awd Date: Fall 17 Anticipated Fed Cat: STBG TIP #: Future Cost: 0 Estimate Total: 148	Pavement improvements from Rte. O to Rte. 412.				Engineering: 1 R/W: 0 Construction: 0 FFOS: 0 Payments: 0	12 0 135 0 0	0 0 0 0 0	0 0 0 0 0	0 0 0 0 0	0 0 0 0 0					
County: Dunklin Route: RT WW Job No.: 9S3338 Length: 5.58 MPO: N Fund Cat: Taking Care Of System Sec Cat: Thin Lift Overlay Awd Date: 2019 Anticipated Fed Cat: STBG TIP #: Future Cost: 0 Estimate Total: 403	Pavement improvements from Rte. 53 to Rte. J.				Engineering: 0 R/W: 0 Construction: 0 FFOS: 0 Payments: 0	5 0 0 0 0	30 0 368 0 0	0 0 0 0 0	0 0 0 0 0	0 0 0 0 0					
County: Dunklin Route: RT ZZ Job No.: 9S3368 Length: 0.20 MPO: N Fund Cat: Taking Care Of System Sec Cat: Rehab And Reconst Awd Date: 2021 Anticipated Fed Cat: NHPP TIP #: Future Cost: 0 Estimate Total: 481	Bridge improvements over Deering Drainage Ditch. Project involves bridge N0568.				Engineering: 0 R/W: 0 Construction: 0 FFOS: 0 Payments: 0	2 0 0 0 0	12 6 0 0 0	10 0 0 0 0	43 0 408 0 0	0 0 0 0 0					
County: Howell Route: US 160 Job No.: 9P3293 Length: 13.38 MPO: N Fund Cat: Taking Care Of System Sec Cat: Thin Lift Overlay Awd Date: Spring 18 Anticipated Fed Cat: STBG TIP #: Future Cost: 0 Estimate Total: 2,469	Pavement improvements and addition of two foot shoulders from Rte. 101 to Rte. JJ.				Engineering: 22 R/W: 0 Construction: 0 FFOS: 0 Payments: 0	190 0 2,257 0 0	0 0 0 0 0	0 0 0 0 0	0 0 0 0 0	0 0 0 0 0					

* Subject to the approval of the Transportation Improvement Program by the governing Metropolitan Planning Organization.

Jun-8-2017

Section 4 - 13

District Southeast

Dollars in Thousands



2018-2022 Highway and Bridge Construction Schedule

Construction contingency applied to construction cost in the year the project is awarded.

Three percent project growth factor compounded annually is applied to right-of-way and construction costs in program years 2, 3, 4, and 5.

No inflation is applied to the Funding From Other Sources (FFOS) or Payments.

Engineering includes PE costs, CE costs and R/W incidentals.

Construction contingency applied to construction cost in the year the project is awarded. Three percent project growth factor compounded annually is applied to right-of-way and construction costs in program years 2, 3, 4, and 5. No inflation is applied to the Funding From Other Sources (FFOS) or Payments. Engineering includes PE costs, CE costs and R/W incidentals.							STATE FISCAL YEAR PROJECT BUDGETING					
							Prior Prog.	7/2017- 6/2018	7/2018- 6/2019	7/2019- 6/2020	7/2020- 6/2021	7/2021- 6/2022
County: Howell Route: MO 17 Job No.: 9S3204 Length: 0.20 MPO: N Fund Cat: Taking Care Of System Sec Cat: Rehab And Reconst Awd Date: Fall 17 Anticipated Fed Cat: NHPP TIP #: Future Cost: 0 Estimate Total: 697	Bridge improvements over Gunters Creek. Project involves bridge T0465.						Engineering: 9	92	0	0	0	0
							R/W: 0	4	0	0	0	0
							Construction: 0	592	0	0	0	0
							FFOS: 0	0	0	0	0	0
							Payments: 0	0	0	0	0	0
County: Howell Route: US 60 Job No.: 9P3195 Length: 3.81 MPO: N Fund Cat: Taking Care Of System Sec Cat: Thin Lift Overlay Awd Date: Fall 17 Anticipated Fed Cat: NHPP TIP #: Future Cost: 0 Estimate Total: 1,040	Pavement improvements on the eastbound lane from Rte. NN to Mountain View.						Engineering: 4	89	0	0	0	
							R/W: 0	0	0	0	0	0
							Construction: 0	947	0	0	0	0
							FFOS: 0	0	0	0	0	0
							Payments: 0	0	0	0	0	0
County: Howell Route: US 60 Job No.: 9P3196 Length: 11.46 MPO: N Fund Cat: Taking Care Of System Sec Cat: Thin Lift Overlay Awd Date: Fall 18 Anticipated Fed Cat: NHPP TIP #: Future Cost: 0 Estimate Total: 2,946	Pavement improvements on the eastbound lane from Mountain View to Birch Tree.						Engineering: 20	20	226	0	0	
							R/W: 0	0	0	0	0	0
							Construction: 0	0	2,680	0	0	0
							FFOS: 0	0	0	0	0	0
							Payments: 0	0	0	0	0	0
County: Howell Route: US 60 Job No.: 9P3202 Length: 13.85 MPO: N Fund Cat: Taking Care Of System Sec Cat: Thin Lift Overlay Awd Date: Fall 18 Anticipated Fed Cat: NHPP TIP #: Future Cost: 0 Estimate Total: 2,490	Pavement improvements on the westbound lane from Rte. T to Rte. 63.						Engineering: 10	10	201	0	0	
							R/W: 0	0	0	0	0	0
							Construction: 0	0	2,269	0	0	0
							FFOS: 0	0	0	0	0	0
							Payments: 0	0	0	0	0	0
County: Howell Route: US 63 Job No.: 9P3394 Length: 5.26 MPO: N Fund Cat: Taking Care Of System Sec Cat: Thin Lift Overlay Awd Date: 2021 Anticipated Fed Cat: NHPP TIP #: Future Cost: 0 Estimate Total: 2,910	Pavement improvements from Rte. 14 to Rte. N						Engineering: 0	2	2	33	207	
							R/W: 0	0	0	0	0	0
							Construction: 0	0	0	0	2,666	0
							FFOS: 0	0	0	0	0	0
							Payments: 0	0	0	0	0	0

* Subject to the approval of the Transportation Improvement Program by the governing Metropolitan Planning Organization.



2018-2022 Highway and Bridge Construction Schedule

Transportation Planning

P.O. Box 270
Jefferson City, MO 65102

Construction contingency applied to construction cost in the year the project is awarded.

Three percent project growth factor compounded annually is applied to right-of-way and construction costs in program years 2, 3, 4, and 5.

No inflation is applied to the Funding From Other Sources (FFOS) or Payments.

Engineering includes PE costs, CE costs and R/W incidentals.

Construction contingency applied to construction cost in the year the project is awarded. Three percent project growth factor compounded annually is applied to right-of-way and construction costs in program years 2, 3, 4, and 5. No inflation is applied to the Funding From Other Sources (FFOS) or Payments. Engineering includes PE costs, CE costs and R/W incidentals.							STATE FISCAL YEAR PROJECT BUDGETING					
							Prior Prog.	7/2017- 6/2018	7/2018- 6/2019	7/2019- 6/2020	7/2020- 6/2021	7/2021- 6/2022
County: Howell Route: BU 63 Job No.: 9S3390 Length: 4.02 MPO: N Fund Cat: Taking Care Of System Sec Cat: Thin Lift Overlay Awd Date: 2021 Anticipated Fed Cat: STBG TIP #: Future Cost: 0 Estimate Total: 1,764	Pavement improvements from McFarland St. to Rte. 63 in West Plains.						Engineering: 0 R/W: 0 Construction: 0 FFOS: 0 Payments: 0	2 0 0 0 0	2 0 0 0 0	20 0 0 0 0	125 0 1,615 0 0	0 0 0 0 0
County: Howell Route: BU 63 Job No.: 9S3440 Length: 3.04 MPO: N Fund Cat: Taking Care Of System Sec Cat: Thin Lift Overlay Awd Date: 2020 Anticipated Fed Cat: STBG TIP #: Future Cost: 0 Estimate Total: 1,163	Pavement improvements from 0.6 mile south of Rte. 63 to 0.8 mile north of Rte. 60 in Willow Springs.						Engineering: 0 R/W: 0 Construction: 0 FFOS: 0 Payments: 0	2 0 0 0 0	15 0 0 0 0	84 0 1,062 0 0	0 0 0 0 0	0 0 0 0 0
County: Howell Route: RT AB Job No.: 9S3352 Length: 6.52 MPO: N Fund Cat: Taking Care Of System Sec Cat: Preventive Maint Awd Date: Winter 18 Anticipated Fed Cat: STBG TIP #: Future Cost: 0 Estimate Total: 204	Pavement improvements from end of maintenance to Rte. 160.						Engineering: 0 R/W: 0 Construction: 0 FFOS: 0 Payments: 0	18 0 186 0 0	0 0 0 0 0	0 0 0 0 0	0 0 0 0 0	0 0 0 0 0
County: Howell Route: RT BB Job No.: 9S3235 Length: 5.65 MPO: N Fund Cat: Taking Care Of System Sec Cat: Thin Lift Overlay Awd Date: Winter 18 Anticipated Fed Cat: STBG TIP #: Future Cost: 0 Estimate Total: 393	Pavement improvements from Rte. 160 to end of state maintenance.						Engineering: 4 R/W: 0 Construction: 0 FFOS: 0 Payments: 0	32 0 357 0 0	0 0 0 0 0	0 0 0 0 0	0 0 0 0 0	0 0 0 0 0
County: Howell Route: RT W Job No.: 9S3241 Length: 17.96 MPO: N Fund Cat: Taking Care Of System Sec Cat: Thin Lift Overlay Awd Date: Fall 18 Anticipated Fed Cat: STBG TIP #: Future Cost: 0 Estimate Total: 1,346	Pavement improvements from Rte. 17 to Mountain View.						Engineering: 6 R/W: 0 Construction: 0 FFOS: 0 Payments: 0	10 0 0 0 0	102 0 1,228 0 0	0 0 0 0 0	0 0 0 0 0	0 0 0 0 0

* Subject to the approval of the Transportation Improvement Program by the governing Metropolitan Planning Organization.

Jun-8-2017

Section 4 - 15

District Southeast

Dollars in Thousands



2018-2022 Highway and Bridge Construction Schedule

Transportation Planning

P.O. Box 270
Jefferson City, MO 65102

Construction contingency applied to construction cost in the year the project is awarded.

Three percent project growth factor compounded annually is applied to right-of-way and construction costs in program years 2, 3, 4, and 5.

No inflation is applied to the Funding From Other Sources (FFOS) or Payments.

Engineering includes PE costs, CE costs and R/W incidentals.

Construction contingency applied to construction cost in the year the project is awarded. Three percent project growth factor compounded annually is applied to right-of-way and construction costs in program years 2, 3, 4, and 5. No inflation is applied to the Funding From Other Sources (FFOS) or Payments. Engineering includes PE costs, CE costs and R/W incidentals.										STATE FISCAL YEAR PROJECT BUDGETING					
										Prior Prog.	7/2017- 6/2018	7/2018- 6/2019	7/2019- 6/2020	7/2020- 6/2021	7/2021- 6/2022
County: Howell Route: RT Z Job No.: 9S3419 Length: 8.11 MPO: N Fund Cat: Taking Care Of System Sec Cat: Thin Lift Overlay Awd Date: 2020 Anticipated Fed Cat: STBG TIP #: Future Cost: 0 Estimate Total: 596	Pavement improvements from Rte. 76 to Rte. P.				Engineering:	0	2	5	45	0	0				
						R/W:	0	0	0	0	0	0			
						Construction:	0	0	0	544	0	0			
						FFOS:	0	0	0	0	0	0			
						Payments:	0	0	0	0	0	0			
County: Iron Route: MO 21 Job No.: 9P3128 Length: 0.05 MPO: N Fund Cat: Taking Care Of System Sec Cat: Rehab And Reconst Awd Date: Spring 18 Anticipated Fed Cat: NHPP TIP #: Future Cost: 0 Estimate Total: 718	Bridge improvements over Carver Creek. Project involves bridge J0990.				Engineering:	10	59	0	0	0	0				
						R/W:	0	5	0	0	0	0			
						Construction:	0	644	0	0	0	0			
						FFOS:	0	0	0	0	0	0			
						Payments:	0	0	0	0	0	0			
County: Iron Route: MO 32 Job No.: 9P3411 Length: 27.36 MPO: N Fund Cat: Taking Care Of System Sec Cat: Thin Lift Overlay Awd Date: 2020 Anticipated Fed Cat: STBG TIP #: Future Cost: 0 Estimate Total: 3,681	Pavement improvements from Rte. KK to Rte. 21.				Engineering:	0	2	2	313	0	0				
						R/W:	0	0	0	0	0	0			
						Construction:	0	0	0	3,364	0	0			
						FFOS:	0	0	0	0	0	0			
						Payments:	0	0	0	0	0	0			
County: Iron Route: MO 49 Job No.: 9P3129 Length: 0.10 MPO: N Fund Cat: Taking Care Of System Sec Cat: Rehab And Reconst Awd Date: Spring 18 Anticipated Fed Cat: NHPP TIP #: Future Cost: 0 Estimate Total: 3,203	Bridge improvements over Big Creek. Project involves bridge G0879.				Engineering:	40	239	0	0	0	0				
						R/W:	0	22	0	0	0	0			
						Construction:	0	2,902	0	0	0	0			
						FFOS:	0	0	0	0	0	0			
						Payments:	0	0	0	0	0	0			
County: Iron Route: MO 72 Job No.: 9P3058 Length: 0.20 MPO: N Fund Cat: Taking Care Of System Sec Cat: Rehab And Reconst Awd Date: 2019 Anticipated Fed Cat: NHPP TIP #: Future Cost: 0 Estimate Total: 1,690	Bridge improvements over Stouts Creek. Project involves bridge H0393.				Engineering:	110	128	0	0	0	0				
						R/W:	0	8	0	0	0	0			
						Construction:	0	1,444	0	0	0	0			
						FFOS:	0	0	0	0	0	0			
						Payments:	0	0	0	0	0	0			

* Subject to the approval of the Transportation Improvement Program by the governing Metropolitan Planning Organization.

Jun-8-2017

Section 4 - 16

District Southeast

Dollars in Thousands



2018-2022 Highway and Bridge Construction Schedule

Transportation Planning

P.O. Box 270
Jefferson City, MO 65802

Construction contingency applied to construction cost in the year the project is awarded.

Three percent project growth factor compounded annually is applied to right-of-way and construction costs in program years 2, 3, 4, and 5.

No inflation is applied to the Funding From Other Sources (FFOS) or Payments.

Engineering includes PE costs, CE costs and R/W incidentals.

Construction contingency applied to construction cost in the year the project is awarded. Three percent project growth factor compounded annually is applied to right-of-way and construction costs in program years 2, 3, 4, and 5. No inflation is applied to the Funding From Other Sources (FFOS) or Payments. Engineering includes PE costs, CE costs and R/W incidentals.										STATE FISCAL YEAR PROJECT BUDGETING						
										Prior Prog.	7/2017- 6/2018	7/2018- 6/2019	7/2019- 6/2020	7/2020- 6/2021	7/2021- 6/2022	
County: Iron	Pavement improvements from Rte. 21 to Madison County line.									Engineering:	8	86	0	0	0	0
Route: RT E										R/W:	0	0	0	0	0	0
Job No.: 9S3190										Construction:	0	939	0	0	0	0
Length: 12.02	MPO: N								FFOS:	0	0	0	0	0	0	
Fund Cat: Taking Care Of System				AC-State: 820	State: 205	Local: 0				Payments:	0	0	0	0	0	
Sec Cat: Thin Lift Overlay	Awd Date: Fall 17	Anticipated Fed Cat: STBG														
TIP #:	Future Cost: 0			Estimate Total: 1,033												
County: Iron	Pavement improvements from Rte. 21 north to Rte. 21 south.									Engineering:	0	2	2	20	120	0
Route: RT N										R/W:	0	0	0	0	0	0
Job No.: 9S3371										Construction:	0	0	0	0	1,560	0
Length: 18.96	MPO: N								FFOS:	0	0	0	0	0	0	
Fund Cat: Taking Care Of System				AC-State: 1,364	State: 340	Local: 0				Payments:	0	0	0	0	0	
Sec Cat: Thin Lift Overlay	Awd Date: 2021	Anticipated Fed Cat: STBG														
TIP #:	Future Cost: 0			Estimate Total: 1,704												
County: Madison	Erosion control repairs at various locations along Rtes. 60 and 67.									Engineering:	1	43	0	0	0	0
Route: US 67										R/W:	0	0	0	0	0	0
Job No.: 9P3246										Construction:	0	500	0	0	0	0
Length: 149.00	MPO: N								FFOS:	0	0	0	0	0	0	
Fund Cat: Taking Care Of System				AC-State: 434	State: 109	Local: 0				Payments:	0	0	0	0	0	
Sec Cat: Systems Operations	Awd Date: Spring 18	Anticipated Fed Cat: NHPP														
TIP #:	Future Cost: 0			Estimate Total: 544												
County: Madison	Erosion control repairs at various locations along Rtes. 60 and 67.									Engineering:	1	1	42	0	0	0
Route: US 67										R/W:	0	0	0	0	0	0
Job No.: 9P3247										Construction:	0	0	515	0	0	0
Length: 149.00	MPO: N								FFOS:	0	0	0	0	0	0	
Fund Cat: Taking Care Of System				AC-State: 446	State: 112	Local: 0				Payments:	0	0	0	0	0	
Sec Cat: Systems Operations	Awd Date: 2019	Anticipated Fed Cat: NHPP														
TIP #:	Future Cost: 0			Estimate Total: 559												
County: Madison	Bridge improvements over St. Francois River. Project involves bridge J0521.									Engineering:	20	50	50	51	248	0
Route: RT C										R/W:	0	0	0	6	0	0
Job No.: 9S3213										Construction:	0	0	0	0	2,879	0
Length: 0.20	MPO: N								FFOS:	0	0	0	0	0	0	
Fund Cat: Taking Care Of System				Fed: 2,628	State: 656	Local: 0				Payments:	0	0	0	0	0	
Sec Cat: Rehab And Reconst	Awd Date: 2021	Anticipated Fed Cat: NHPP														
TIP #:	Future Cost: 0			Estimate Total: 3,304												

* Subject to the approval of the Transportation Improvement Program by the governing Metropolitan Planning Organization.

Jun-8-2017

Section 4 - 17

District Southeast

Dollars in Thousands



2018-2022 Highway and Bridge Construction Schedule

Transportation Planning

P.O. Box 270
Jefferson City, MO 65102

Construction contingency applied to construction cost in the year the project is awarded.

Three percent project growth factor compounded annually is applied to right-of-way and construction costs in program years 2, 3, 4, and 5.

No inflation is applied to the Funding From Other Sources (FFOS) or Payments.

Engineering includes PE costs, CE costs and R/W incidentals.

Construction contingency applied to construction cost in the year the project is awarded. Three percent project growth factor compounded annually is applied to right-of-way and construction costs in program years 2, 3, 4, and 5. No inflation is applied to the Funding From Other Sources (FFOS) or Payments. Engineering includes PE costs, CE costs and R/W incidentals.											STATE FISCAL YEAR PROJECT BUDGETING					
											Prior Prog.	7/2017- 6/2018	7/2018- 6/2019	7/2019- 6/2020	7/2020- 6/2021	7/2021- 6/2022
County: Madison Route: RT CC Job No.: 9S3215 Length: 0.12 MPO: N Fund Cat: Taking Care Of System Sec Cat: Rehab And Reconst Awd Date: Winter 18 Anticipated Fed Cat: STBG TIP #: Future Cost: 0 Estimate Total: 669	Bridge improvements over Trace Creek. Project involves bridge A2016.					Engineering:	12	134	0	0	0	0				
						R/W:	0	4	0	0	0	0				
						Construction:	0	519	0	0	0	0				
						FFOS:	0	0	0	0	0	0				
						Payments:	0	0	0	0	0	0				
County: Madison Route: RT E Job No.: 9S3433 Length: 16.45 MPO: N Fund Cat: Taking Care Of System Sec Cat: Thin Lift Overlay Awd Date: 2020 Anticipated Fed Cat: STBG TIP #: Future Cost: 0 Estimate Total: 1,514	Pavement improvements from Iron County line to Rte. 67.					Engineering:	0	2	2	128	0	0				
						R/W:	0	0	0	0	0	0				
						Construction:	0	0	0	1,382	0	0				
						FFOS:	0	0	0	0	0	0				
						Payments:	0	0	0	0	0	0				
County: Madison Route: RT J Job No.: 9S3340 Length: 17.84 MPO: N Fund Cat: Taking Care Of System Sec Cat: Thin Lift Overlay Awd Date: 2019 Anticipated Fed Cat: STBG TIP #: Future Cost: 0 Estimate Total: 4,322	Pavement and shoulder improvements from Rte. 72 to Rte. 51.					Engineering:	0	53	326	0	0	0				
						R/W:	0	0	0	0	0	0				
						Construction:	0	0	3,943	0	0	0				
						FFOS:	0	0	0	0	0	0				
						Payments:	0	0	0	0	0	0				
County: Madison Route: RT Z Job No.: 9S3214 Length: 0.20 MPO: N Fund Cat: Taking Care Of System Sec Cat: Rehab And Reconst Awd Date: Winter 18 Anticipated Fed Cat: STBG TIP #: Future Cost: 0 Estimate Total: 1,089	Bridge improvements over Saline Creek. Project involves bridge N0763.					Engineering:	12	222	0	0	0	0				
						R/W:	0	4	0	0	0	0				
						Construction:	0	851	0	0	0	0				
						FFOS:	0	0	0	0	0	0				
						Payments:	0	0	0	0	0	0				
County: Mississippi Route: IS 57 Job No.: 9I3021 Length: 0.27 MPO: N Fund Cat: Statewide Interstate And Major Bridge Sec Cat: Rehab And Reconst Awd Date: N/A Anticipated Fed Cat: NHPP TIP #: Future Cost: 0 Estimate Total: 401	Payment to IDOT for expansion joint repairs for Mississippi River bridge. Project involves bridge A2000.					Engineering:	0	1	0	0	0	0				
						R/W:	0	0	0	0	0	0				
						Construction:	0	400	0	0	0	0				
						FFOS:	0	0	0	0	0	0				
						Payments:	0	0	0	0	0	0				

* Subject to the approval of the Transportation Improvement Program by the governing Metropolitan Planning Organization.

Jun-8-2017

Section 4 - 18

District Southeast

Dollars in Thousands



2018-2022 Highway and Bridge Construction Schedule

Transportation Planning

P.O. Box 270
Jefferson City, MO 65102

Construction contingency applied to construction cost in the year the project is awarded.

Three percent project growth factor compounded annually is applied to right-of-way and construction costs in program years 2, 3, 4, and 5.

No inflation is applied to the Funding From Other Sources (FFOS) or Payments.

Engineering includes PE costs, CE costs and R/W incidentals.

						STATE FISCAL YEAR PROJECT BUDGETING					
						Prior Prog.	7/2017- 6/2018	7/2018- 6/2019	7/2019- 6/2020	7/2020- 6/2021	7/2021- 6/2022
County: Mississippi	Payment to IDOT for new navigational lighting system over Mississippi River at Cairo.					Engineering:	0	0	1	0	0
Route: IS 57	Project involves bridge A2000.					R/W:	0	0	0	0	0
Job No.: 9I3099						Construction:	0	0	500	0	0
Length: 0.80	MPO: N					FFOS:	0	0	0	0	0
Fund Cat: Statewide Interstate And Major Bridge	Fed: 451 State: 50 Local: 0					Payments:	0	0	0	0	0
Sec Cat: Rehab And Reconst	Awd Date: N/A Anticipated Fed Cat: NHPP										
TIP #:	Future Cost: 0 Estimate Total: 501										
County: Mississippi	Payment to IDOT for deck sealing Mississippi River bridge. Project involves bridge					Engineering:	0	0	0	1	0
Route: IS 57	A2000.					R/W:	0	0	0	0	0
Job No.: 9I3160						Construction:	0	0	0	30	0
Length: 0.50	MPO: N					FFOS:	0	0	0	0	0
Fund Cat: Statewide Interstate And Major Bridge	Fed: 25 State: 6 Local: 0					Payments:	0	0	0	0	0
Sec Cat: Preventive Maint	Awd Date: N/A Anticipated Fed Cat: NHPP										
TIP #:	Future Cost: 0 Estimate Total: 31										
County: Mississippi	Payment to IDOT for bridge improvements over Mississippi River at Cairo. Project					Engineering:	0	1	0	0	0
Route: US 60	involves bridge K0950.					R/W:	0	0	0	0	0
Job No.: 9S3097						Construction:	0	1,500	0	0	0
Length: 0.42	MPO: N					FFOS:	0	0	0	0	0
Fund Cat: Statewide Interstate And Major Bridge	Fed: 1,201 State: 300 Local: 0					Payments:	0	0	0	0	0
Sec Cat: Rehab And Reconst	Awd Date: N/A Anticipated Fed Cat: NHPP										
TIP #:	Future Cost: 0 Estimate Total: 1,501										
County: Mississippi	Pavement improvements from Rte. 105 to Rte. 80.					Engineering:	0	51	0	0	0
Route: MO 75						R/W:	0	0	0	0	0
Job No.: 9S3314						Construction:	0	530	0	0	0
Length: 5.57	MPO: N					FFOS:	0	0	0	0	0
Fund Cat: Taking Care Of System	AC-State: 465 State: 116 Local: 0					Payments:	0	0	0	0	0
Sec Cat: Thin Lift Overlay	Awd Date: Fall 17 Anticipated Fed Cat: STBG										
TIP #:	Future Cost: 0 Estimate Total: 581										
County: Mississippi	Pavement improvements from Rte. 60/62 to end of state maintenance.					Engineering:	0	2	2	15	10
Route: MO 77						R/W:	0	0	0	0	0
Job No.: 9S3405						Construction:	0	0	0	0	1,984
Length: 25.57	MPO: N					FFOS:	0	0	0	0	0
Fund Cat: Taking Care Of System	AC-State: 1,716 State: 428 Local: 0					Payments:	0	0	0	0	0
Sec Cat: Thin Lift Overlay	Awd Date: 2022 Anticipated Fed Cat: STBG										
TIP #:	Future Cost: 0 Estimate Total: 2,144										

* Subject to the approval of the Transportation Improvement Program by the governing Metropolitan Planning Organization.

Jun-8-2017

Section 4 - 19

District Southeast

Dollars in Thousands



2018-2022 Highway and Bridge Construction Schedule

Transportation Planning

P.O. Box 270
Jefferson City, MO 65102

Construction contingency applied to construction cost in the year the project is awarded.

Three percent project growth factor compounded annually is applied to right-of-way and construction costs in program years 2, 3, 4, and 5.

No inflation is applied to the Funding From Other Sources (FFOS) or Payments.

Engineering includes PE costs, CE costs and R/W incidentals.

Construction contingency applied to construction cost in the year the project is awarded. Three percent project growth factor compounded annually is applied to right-of-way and construction costs in program years 2, 3, 4, and 5. No inflation is applied to the Funding From Other Sources (FFOS) or Payments. Engineering includes PE costs, CE costs and R/W incidentals.										STATE FISCAL YEAR PROJECT BUDGETING						
										Prior Prog.	7/2017- 6/2018	7/2018- 6/2019	7/2019- 6/2020	7/2020- 6/2021	7/2021- 6/2022	
County: Mississippi	Pavement improvements from Rte. 77 to 0.2 mile east of County Road 501.									Engineering:	0	18	0	0	0	0
Route: MO 80										R/W:	0	0	0	0	0	0
Job No.: 9S3254										Construction:	0	182	0	0	0	0
Length: 2.40	MPO: N								FFOS:	0	0	0	0	0	0	
Fund Cat: Taking Care Of System			AC-State: 161	State: 39	Local: 0					Payments:	0	0	0	0	0	
Sec Cat: Thin Lift Overlay	Awd Date: Fall 17	Anticipated Fed Cat: STBG														
TIP #:	Future Cost: 0		Estimate Total: 200													
County: Mississippi	Pavement improvements from Rte. B to Rte. 105.									Engineering:	0	2	5	29	0	0
Route: RT C										R/W:	0	0	0	0	0	0
Job No.: 9S3402										Construction:	0	0	0	368	0	0
Length: 5.49	MPO: N								FFOS:	0	0	0	0	0	0	
Fund Cat: Taking Care Of System			AC-State: 323	State: 81	Local: 0					Payments:	0	0	0	0	0	
Sec Cat: Thin Lift Overlay	Awd Date: 2020	Anticipated Fed Cat: STBG														
TIP #:	Future Cost: 0		Estimate Total: 404													
County: Mississippi	Bridge improvements over Drainage Ditch No. 32. Project involves bridge N0454.									Engineering:	15	94	0	0	0	0
Route: RT D										R/W:	0	4	0	0	0	0
Job No.: 9S3223										Construction:	0	442	0	0	0	0
Length: 0.20	MPO: N								FFOS:	0	0	0	0	0	0	
Fund Cat: Taking Care Of System			Fed: 432	State: 108	Local: 0					Payments:	0	0	0	0	0	
Sec Cat: Rehab And Reconst	Awd Date: Winter 18	Anticipated Fed Cat: NHPP														
TIP #:	Future Cost: 0		Estimate Total: 555													
County: New Madrid	Intersection improvements at Rte. E and Rte. FF.									Engineering:	38	1	1	91	0	0
Route: US 60										R/W:	0	0	0	0	0	0
Job No.: 9P3046										Construction:	0	0	0	926	0	0
Length: 0.40	MPO: N								FFOS:	0	0	0	0	0	0	
Fund Cat: Safety			Fed: 917	State: 102	Local: 0					Payments:	0	0	0	0	0	
Sec Cat: Safety	Awd Date: 2020	Anticipated Fed Cat: Safety														
TIP #:	Future Cost: 0		Estimate Total: 1,057													
County: New Madrid	Pavement improvements on the eastbound lane from Rte. 61 to I-57.									Engineering:	17	105	0	0	0	0
Route: US 60										R/W:	0	0	0	0	0	0
Job No.: 9P3201										Construction:	0	1,244	0	0	0	0
Length: 2.70	MPO: N								FFOS:	0	0	0	0	0	0	
Fund Cat: Taking Care Of System			AC-State: 1,079	State: 270	Local: 0					Payments:	0	0	0	0	0	
Sec Cat: Thin Lift Overlay	Awd Date: Winter 18	Anticipated Fed Cat: NHPP														
TIP #:	Future Cost: 0		Estimate Total: 1,366													

* Subject to the approval of the Transportation Improvement Program by the governing Metropolitan Planning Organization.

Jun-8-2017

Section 4 - 20

District Southeast

Dollars in Thousands



2018-2022 Highway and Bridge Construction Schedule

Transportation Planning

P.O. Box 270
Jefferson City, MO 65102

Construction contingency applied to construction cost in the year the project is awarded.

Three percent project growth factor compounded annually is applied to right-of-way and construction costs in program years 2, 3, 4, and 5.

No inflation is applied to the Funding From Other Sources (FFOS) or Payments.

Engineering includes PE costs, CE costs and R/W incidentals.

Construction contingency applied to construction cost in the year the project is awarded. Three percent project growth factor compounded annually is applied to right-of-way and construction costs in program years 2, 3, 4, and 5. No inflation is applied to the Funding From Other Sources (FFOS) or Payments. Engineering includes PE costs, CE costs and R/W incidentals.							STATE FISCAL YEAR PROJECT BUDGETING					
							Prior Prog.	7/2017- 6/2018	7/2018- 6/2019	7/2019- 6/2020	7/2020- 6/2021	7/2021- 6/2022
County: New Madrid Route: US 61 Job No.: 9P3311 Length: 13.73 MPO: N Fund Cat: Taking Care Of System Sec Cat: Thin Lift Overlay Awd Date: 2019 Anticipated Fed Cat: STBG TIP #: Future Cost: 0 Estimate Total: 2,083	Pavement improvements from I-55 at New Madrid to I-55 at Port Authority.						Engineering: 0 R/W: 0 Construction: 0 FFOS: 0 Payments: 0	20 0 0 0 0	148 0 1,915 0 0	0 0 0 0 0	0 0 0 0 0	
County: New Madrid Route: US 61 Job No.: 9S3327 Length: 0.40 MPO: N Fund Cat: Taking Care Of System Sec Cat: Rehab And Reconst Awd Date: 2020 Anticipated Fed Cat: NHPP TIP #: Future Cost: 0 Estimate Total: 1,403	Bridge improvements over Drainage Ditch No. 37 and Drainage Ditch No. 18. Project involves bridges H0849 and H0850.						Engineering: 0 R/W: 0 Construction: 0 FFOS: 0 Payments: 0	30 0 0 0 0	33 12 0 0 0	128 0 1,200 0 0	0 0 0 0 0	
County: New Madrid Route: MO 80 Job No.: 9S3253 Length: 13.26 MPO: N Fund Cat: Taking Care Of System Sec Cat: Thin Lift Overlay Awd Date: Fall 17 Anticipated Fed Cat: STBG TIP #: Future Cost: 0 Estimate Total: 2,549	Pavement improvements and addition of two foot shoulders from Rte. 61 to Rte. 102.						Engineering: 23 R/W: 0 Construction: 0 FFOS: 0 Payments: 0	205 0 2,321 0 0	0 0 0 0 0	0 0 0 0 0	0 0 0 0 0	
County: New Madrid Route: RT AA Job No.: 9S3231 Length: 0.20 MPO: N Fund Cat: Taking Care Of System Sec Cat: Rehab And Reconst Awd Date: Fall 18 Anticipated Fed Cat: STBG TIP #: Future Cost: 0 Estimate Total: 815	Bridge improvements over North Cut Ditch. Project involves bridge P0413.						Engineering: 5 R/W: 0 Construction: 0 FFOS: 0 Payments: 0	26 4 0 0 0	72 0 708 0 0	0 0 0 0 0	0 0 0 0 0	
County: New Madrid Route: RT B Job No.: 9S3033 Length: 0.20 MPO: N Fund Cat: Taking Care Of System Sec Cat: Rehab And Reconst Awd Date: Fall 17 Anticipated Fed Cat: NHPP TIP #: Future Cost: 0 Estimate Total: 920	Bridge improvements over Drainage Ditch No. 258. Project involves bridge N0649.						Engineering: 75 R/W: 0 Construction: 0 FFOS: 0 Payments: 0	74 4 767 0 0	0 0 0 0 0	0 0 0 0 0	0 0 0 0 0	

* Subject to the approval of the Transportation Improvement Program by the governing Metropolitan Planning Organization.

Jun-8-2017

Section 4 - 21

District Southeast

Dollars in Thousands



2018-2022 Highway and Bridge Construction Schedule

Transportation Planning

P.O. Box 270
Jefferson City, MO 65102

Construction contingency applied to construction cost in the year the project is awarded.

Three percent project growth factor compounded annually is applied to right-of-way and construction costs in program years 2, 3, 4, and 5.

No inflation is applied to the Funding From Other Sources (FFOS) or Payments.

Engineering includes PE costs, CE costs and R/W incidentals.

Construction contingency applied to construction cost in the year the project is awarded. Three percent project growth factor compounded annually is applied to right-of-way and construction costs in program years 2, 3, 4, and 5. No inflation is applied to the Funding From Other Sources (FFOS) or Payments. Engineering includes PE costs, CE costs and R/W incidentals.										STATE FISCAL YEAR PROJECT BUDGETING					
										Prior Prog.	7/2017- 6/2018	7/2018- 6/2019	7/2019- 6/2020	7/2020- 6/2021	7/2021- 6/2022
County: New Madrid Route: RT B Job No.: 9S3273 Length: 20.61 MPO: N Fund Cat: Taking Care Of System Sec Cat: Thin Lift Overlay TIP #:	Pavement improvements from Rte. 153 to Rte. 412. Fed: 1,048 State: 262 Local: 0 Awd Date: 2019 Anticipated Fed Cat: STBG Future Cost: 0 Estimate Total: 1,311				Engineering:	1	8	105	0	0	0				
						R/W:	0	0	0	0	0				
						Construction:	0	0	1,197	0	0				
						FFOS:	0	0	0	0	0				
						Payments:	0	0	0	0	0				
County: New Madrid Route: RT D Job No.: 9S3226 Length: 0.40 MPO: N Fund Cat: Taking Care Of System Sec Cat: Rehab And Reconst TIP #:	Bridge improvements over Drainage Ditches No. 40 and No. 3. Project involves bridges L0223 and L0228. Fed: 826 State: 206 Local: 0 Awd Date: Fall 18 Anticipated Fed Cat: NHPP Future Cost: 0 Estimate Total: 1,052				Engineering:	20	27	86	0	0	0				
						R/W:	0	8	0	0	0				
						Construction:	0	0	911	0	0				
						FFOS:	0	0	0	0	0				
						Payments:	0	0	0	0	0				
County: New Madrid Route: RT D Job No.: 9S3250 Length: 21.87 MPO: N Fund Cat: Taking Care Of System Sec Cat: Thin Lift Overlay TIP #:	Pavement improvements from Rte. 25 to Rte. 62. Fed: 1,260 State: 315 Local: 0 Awd Date: 2019 Anticipated Fed Cat: STBG Future Cost: 0 Estimate Total: 1,580				Engineering:	5	5	127	0	0	0				
						R/W:	0	0	0	0	0				
						Construction:	0	0	1,443	0	0				
						FFOS:	0	0	0	0	0				
						Payments:	0	0	0	0	0				
County: New Madrid Route: RT D Job No.: 9S3330 Length: 0.40 MPO: N Fund Cat: Taking Care Of System Sec Cat: Rehab And Reconst TIP #:	Bridge improvements over Drainage Ditches No. 43 and No. 2. Project involves bridges L0220 and L0227. Fed: 1,148 State: 286 Local: 0 Awd Date: 2020 Anticipated Fed Cat: NHPP Future Cost: 0 Estimate Total: 1,434				Engineering:	0	30	33	117	0	0				
						R/W:	0	0	12	0	0				
						Construction:	0	0	0	1,242	0				
						FFOS:	0	0	0	0	0				
						Payments:	0	0	0	0	0				
County: New Madrid Route: RT FF Job No.: 9S3312 Length: 6.21 MPO: N Fund Cat: Taking Care Of System Sec Cat: Thin Lift Overlay TIP #:	Pavement improvements from Bus. 60 to Rte. H. AC-State: 346 State: 86 Local: 0 Awd Date: 2019 Anticipated Fed Cat: STBG Future Cost: 0 Estimate Total: 432				Engineering:	0	5	31	0	0	0				
						R/W:	0	0	0	0	0				
						Construction:	0	0	396	0	0				
						FFOS:	0	0	0	0	0				
						Payments:	0	0	0	0	0				

* Subject to the approval of the Transportation Improvement Program by the governing Metropolitan Planning Organization.

Jun-8-2017

Section 4 - 22

District Southeast

Dollars in Thousands



2018-2022 Highway and Bridge Construction Schedule

Transportation Planning

P.O. Box 270
Jefferson City, MO 65102

Construction contingency applied to construction cost in the year the project is awarded.

Three percent project growth factor compounded annually is applied to right-of-way and construction costs in program years 2, 3, 4, and 5.

No inflation is applied to the Funding From Other Sources (FFOS) or Payments.

Engineering includes PE costs, CE costs and R/W incidentals.

Construction contingency applied to construction cost in the year the project is awarded. Three percent project growth factor compounded annually is applied to right-of-way and construction costs in program years 2, 3, 4, and 5. No inflation is applied to the Funding From Other Sources (FFOS) or Payments. Engineering includes PE costs, CE costs and R/W incidentals.											STATE FISCAL YEAR PROJECT BUDGETING					
											Prior Prog.	7/2017- 6/2018	7/2018- 6/2019	7/2019- 6/2020	7/2020- 6/2021	7/2021- 6/2022
County: New Madrid Route: RT P Job No.: 9S3067 Length: 0.07 MPO: N Fund Cat: Taking Care Of System Sec Cat: Rehab And Reconst Awd Date: Fall 17 Anticipated Fed Cat: NHPP TIP #: Future Cost: 0 Estimate Total: 802	Engineering: R/W: Construction: FFOS: Payments:	56 0 0 0 0 0	78 3 665 0 0 0	0 0 0 0 0 0	0 0 0 0 0 0	0 0 0 0 0 0										
County: New Madrid Route: RT P Job No.: 9S3230 Length: 0.20 MPO: N Fund Cat: Taking Care Of System Sec Cat: Rehab And Reconst Awd Date: Winter 18 Anticipated Fed Cat: NHPP TIP #: Future Cost: 0 Estimate Total: 625	Engineering: R/W: Construction: FFOS: Payments:	10 0 0 0 0 0	113 4 498 0 0 0	0 0 0 0 0 0	0 0 0 0 0 0	0 0 0 0 0 0										
County: New Madrid Route: RT P Job No.: 9S3258 Length: 14.16 MPO: N Fund Cat: Taking Care Of System Sec Cat: Thin Lift Overlay Awd Date: 2019 Anticipated Fed Cat: STBG TIP #: Future Cost: 0 Estimate Total: 1,246	Engineering: R/W: Construction: FFOS: Payments:	1 0 0 0 0 0	1 0 0 0 0 0	106 0 1,138 0 0 0	0 0 0 0 0 0	0 0 0 0 0 0										
County: New Madrid Route: RT U Job No.: 9S3255 Length: 4.42 MPO: N Fund Cat: Taking Care Of System Sec Cat: Thin Lift Overlay Awd Date: Fall 18 Anticipated Fed Cat: STBG TIP #: Future Cost: 0 Estimate Total: 427	Engineering: R/W: Construction: FFOS: Payments:	1 0 0 0 0 0	1 0 0 389 0 0	36 0 389 0 0 0	0 0 0 0 0 0	0 0 0 0 0 0										
County: New Madrid Route: RT U Job No.: 9S3256 Length: 3.44 MPO: N Fund Cat: Taking Care Of System Sec Cat: Thin Lift Overlay Awd Date: Fall 18 Anticipated Fed Cat: STBG TIP #: Future Cost: 0 Estimate Total: 302	Engineering: R/W: Construction: FFOS: Payments:	1 0 0 0 0 0	1 0 0 276 0 0	24 0 276 0 0 0	0 0 0 0 0 0	0 0 0 0 0 0										

* Subject to the approval of the Transportation Improvement Program by the governing Metropolitan Planning Organization.

Jun-8-2017

Section 4 - 23

District Southeast

Dollars in Thousands



2018-2022 Highway and Bridge Construction Schedule

Transportation Planning

P.O. Box 270
Jefferson City, MO 65102

Construction contingency applied to construction cost in the year the project is awarded.

Three percent project growth factor compounded annually is applied to right-of-way and construction costs in program years 2, 3, 4, and 5.

No inflation is applied to the Funding From Other Sources (FFOS) or Payments.

Engineering includes PE costs, CE costs and R/W incidentals.

Construction contingency applied to construction cost in the year the project is awarded. Three percent project growth factor compounded annually is applied to right-of-way and construction costs in program years 2, 3, 4, and 5. No inflation is applied to the Funding From Other Sources (FFOS) or Payments. Engineering includes PE costs, CE costs and R/W incidentals.										STATE FISCAL YEAR PROJECT BUDGETING						
										Prior Prog.	7/2017- 6/2018	7/2018- 6/2019	7/2019- 6/2020	7/2020- 6/2021	7/2021- 6/2022	
County: New Madrid	Bridge improvements over Ash Slough Ditch. Project involves bridge A0159.									Engineering:	55	43	0	0	0	0
Route: RT W										R/W:	0	4	0	0	0	0
Job No.: 9S3060										Construction:	0	536	0	0	0	0
Length: 0.20	MPO: N								FFOS:	0	0	0	0	0	0	
Fund Cat: Taking Care Of System								Fed: 467	State: 116	Local: 0	Payments:	0	0	0	0	0
Sec Cat: Rehab And Reconst	Awd Date: Fall 17	Anticipated Fed Cat: NHPP														
TIP #:	Future Cost: 0							Estimate Total: 638								
County: New Madrid	Bridge improvements over Drainage Ditch No. 2. Project involves bridge N0415.									Engineering:	0	15	17	46	0	0
Route: RT W										R/W:	0	0	6	0	0	0
Job No.: 9S3329										Construction:	0	0	0	475	0	0
Length: 0.20	MPO: N								FFOS:	0	0	0	0	0	0	
Fund Cat: Taking Care Of System								Fed: 448	State: 111	Local: 0	Payments:	0	0	0	0	0
Sec Cat: Rehab And Reconst	Awd Date: 2020	Anticipated Fed Cat: NHPP														
TIP #:	Future Cost: 0							Estimate Total: 559								
County: New Madrid	Pavement improvements from Rte. T to end of state maintenance.									Engineering:	1	1	21	0	0	0
Route: RT YY										R/W:	0	0	0	0	0	0
Job No.: 9S3259										Construction:	0	0	241	0	0	0
Length: 4.06	MPO: N								FFOS:	0	0	0	0	0	0	
Fund Cat: Taking Care Of System								Fed: 211	State: 52	Local: 0	Payments:	0	0	0	0	0
Sec Cat: Thin Lift Overlay	Awd Date: 2019	Anticipated Fed Cat: STBG														
TIP #:	Future Cost: 0							Estimate Total: 264								
County: New Madrid	Bridge improvements over Old Channel Little River. Project involves bridge T0785.									Engineering:	0	15	17	66	0	0
Route: RT ZZ										R/W:	0	0	7	0	0	0
Job No.: 9S3328										Construction:	0	0	0	603	0	0
Length: 0.20	MPO: N								FFOS:	0	0	0	0	0	0	
Fund Cat: Taking Care Of System								Fed: 567	State: 141	Local: 0	Payments:	0	0	0	0	0
Sec Cat: Rehab And Reconst	Awd Date: 2020	Anticipated Fed Cat: NHPP														
TIP #:	Future Cost: 0							Estimate Total: 708								
County: Oregon	Pavement improvements and addition of two foot shoulders from Rte. EE to 0.2 miles west of Rte. 160.									Engineering:	50	50	505	0	0	0
Route: MO 142										R/W:	0	0	0	0	0	0
Job No.: 9P3252										Construction:	0	0	6,324	0	0	0
Length: 34.78	MPO: N								FFOS:	0	0	0	0	0	0	
Fund Cat: Taking Care Of System								AC-State: 5,503	State: 1,376	Local: 0	Payments:	0	0	0	0	0
Sec Cat: Thin Lift Overlay	Awd Date: Fall 18	Anticipated Fed Cat: STBG														
TIP #:	Future Cost: 0							Estimate Total: 6,929								

* Subject to the approval of the Transportation Improvement Program by the governing Metropolitan Planning Organization.

Jun-8-2017

Section 4 - 24

District Southeast

Dollars in Thousands



2018-2022 Highway and Bridge Construction Schedule

Construction contingency applied to construction cost in the year the project is awarded.

Three percent project growth factor compounded annually is applied to right-of-way and construction costs in program years 2, 3, 4, and 5.

No inflation is applied to the Funding From Other Sources (FFOS) or Payments.

Engineering includes PE costs, CE costs and R/W incidentals.

Construction contingency applied to construction cost in the year the project is awarded. Three percent project growth factor compounded annually is applied to right-of-way and construction costs in program years 2, 3, 4, and 5. No inflation is applied to the Funding From Other Sources (FFOS) or Payments. Engineering includes PE costs, CE costs and R/W incidentals.										STATE FISCAL YEAR PROJECT BUDGETING					
										Prior Prog.	7/2017- 6/2018	7/2018- 6/2019	7/2019- 6/2020	7/2020- 6/2021	7/2021- 6/2022
County: Oregon Route: US 160 Job No.: 9P3427 Length: 19.73 MPO: N Fund Cat: Taking Care Of System Sec Cat: Thin Lift Overlay TIP #:	Pavement improvements from Rte. 99 to Rte. FF. AC-State: 1,951 State: 488 Local: 0 Awd Date: 2020 Anticipated Fed Cat: STBG Future Cost: 0 Estimate Total: 2,439				Engineering:	0	2	23	184	0	0				
						R/W:	0	0	0	0	0	0			
						Construction:	0	0	0	2,230	0	0			
						FFOS:	0	0	0	0	0	0			
						Payments:	0	0	0	0	0	0			
County: Oregon Route: BU 63 Job No.: 9S3219 Length: 0.20 MPO: N Fund Cat: Taking Care Of System Sec Cat: Rehab And Reconst TIP #:	Bridge improvements over Two Mile Creek. Project involves bridge H0289. Fed: 1,881 State: 469 Local: 0 Awd Date: 2020 Anticipated Fed Cat: NHPP Future Cost: 0 Estimate Total: 2,370				Engineering:	20	40	41	224	0	0				
						R/W:	0	0	7	0	0	0			
						Construction:	0	0	0	2,038	0	0			
						FFOS:	0	0	0	0	0	0			
						Payments:	0	0	0	0	0	0			
County: Oregon Route: RT E Job No.: 9S3191 Length: 12.41 MPO: N Fund Cat: Taking Care Of System Sec Cat: Thin Lift Overlay TIP #:	Pavement improvements Rte. 142 to Rte. 19. AC-State: 898 State: 223 Local: 0 Awd Date: 2022 Anticipated Fed Cat: STBG Future Cost: 0 Estimate Total: 1,121				Engineering:	0	2	2	2	7	83				
						R/W:	0	0	0	0	0	0			
						Construction:	0	0	0	0	0	1,025			
						FFOS:	0	0	0	0	0	0			
						Payments:	0	0	0	0	0	0			
County: Oregon Route: RT M Job No.: 9S3422 Length: 9.64 MPO: N Fund Cat: Taking Care Of System Sec Cat: Thin Lift Overlay TIP #:	Pavement improvements from Rte. 63 to Rte. 160. AC-State: 576 State: 144 Local: 0 Awd Date: 2020 Anticipated Fed Cat: STBG Future Cost: 0 Estimate Total: 720				Engineering:	0	2	7	53	0	0				
						R/W:	0	0	0	0	0	0			
						Construction:	0	0	0	658	0	0			
						FFOS:	0	0	0	0	0	0			
						Payments:	0	0	0	0	0	0			
County: Ozark Route: MO 142 Job No.: 9S3412 Length: 9.72 MPO: N Fund Cat: Taking Care Of System Sec Cat: Thin Lift Overlay TIP #:	Pavement improvements from Rte. 101 to Rte. E. AC-State: 730 State: 183 Local: 0 Awd Date: 2020 Anticipated Fed Cat: STBG Future Cost: 0 Estimate Total: 913				Engineering:	0	2	14	64	0	0				
						R/W:	0	0	0	0	0	0			
						Construction:	0	0	0	833	0	0			
						FFOS:	0	0	0	0	0	0			
						Payments:	0	0	0	0	0	0			

* Subject to the approval of the Transportation Improvement Program by the governing Metropolitan Planning Organization.



2018-2022 Highway and Bridge Construction Schedule

Construction contingency applied to construction cost in the year the project is awarded.

Three percent project growth factor compounded annually is applied to right-of-way and construction costs in program years 2, 3, 4, and 5.

No inflation is applied to the Funding From Other Sources (FFOS) or Payments.

Engineering includes PE costs, CE costs and R/W incidentals.

						STATE FISCAL YEAR PROJECT BUDGETING					
						Prior Prog.	7/2017- 6/2018	7/2018- 6/2019	7/2019- 6/2020	7/2020- 6/2021	7/2021- 6/2022
County: Ozark	Installation of guardrail from 0.9 mile east of County Road 530 to 0.3 mile west of North Fork River.					Engineering:	40	0	0	0	56
Route: US 160						R/W:	0	0	0	0	0
Job No.: 9P3169						Construction:	0	0	0	0	422
Length: 0.83	MPO: N					FFOS:	0	0	0	0	0
Fund Cat: Safety	Fed: 430 State: 48 Local: 0					Payments:	0	0	0	0	0
Sec Cat: Safety	Awd Date: 2022 Anticipated Fed Cat: Safety										
TIP #:	Future Cost: 0 Estimate Total: 518										
County: Ozark	Pavement improvements from Rte. 125 to Rte. 5.					Engineering:	25	134	0	0	0
Route: US 160						R/W:	0	0	0	0	0
Job No.: 9P3295						Construction:	0	1,546	0	0	0
Length: 24.71	MPO: N					FFOS:	0	0	0	0	0
Fund Cat: Taking Care Of System	AC-State: 1,344 State: 336 Local: 0					Payments:	0	0	0	0	0
Sec Cat: Thin Lift Overlay	Awd Date: Winter 18 Anticipated Fed Cat: STBG										
TIP #:	Future Cost: 0 Estimate Total: 1,705										
County: Ozark	Pavement improvements from Rte. H to Rte. 160.					Engineering:	0	2	2	16	104
Route: MO 181						R/W:	0	0	0	0	0
Job No.: 9S3379						Construction:	0	0	0	0	1,335
Length: 18.15	MPO: N					FFOS:	0	0	0	0	0
Fund Cat: Taking Care Of System	AC-State: 1,168 State: 291 Local: 0					Payments:	0	0	0	0	0
Sec Cat: Thin Lift Overlay	Awd Date: 2021 Anticipated Fed Cat: STBG										
TIP #:	Future Cost: 0 Estimate Total: 1,459										
County: Ozark	Urgent bridge replacement over North Fork River. Project involves bridge A3647.					Engineering:	7	406	0	0	0
Route: RT CC						R/W:	0	0	0	0	0
Job No.: 9P3494						Construction:	0	2,274	0	0	0
Length: 0.30	MPO: N					FFOS:	0	0	0	0	0
Fund Cat: Taking Care Of System	Fed: 2,144 State: 536 Local: 0					Payments:	0	0	0	0	0
Sec Cat: Rehab And Reconst	Awd Date: Summer 17 Anticipated Fed Cat: NHPP										
TIP #:	Future Cost: 0 Estimate Total: 2,687										
County: Ozark	Pavement improvements from Rte. 181 to Rte. 63 in West Plains.					Engineering:	0	5	173	0	0
Route: RT CC						R/W:	0	0	0	0	0
Job No.: 9S3434						Construction:	0	0	1,808	0	0
Length: 21.03	MPO: N					FFOS:	0	0	0	0	0
Fund Cat: Taking Care Of System	AC-State: 1,588 State: 398 Local: 0					Payments:	0	0	0	0	0
Sec Cat: Thin Lift Overlay	Awd Date: Fall 18 Anticipated Fed Cat: STBG										
TIP #:	Future Cost: 0 Estimate Total: 1,986										

* Subject to the approval of the Transportation Improvement Program by the governing Metropolitan Planning Organization.



2018-2022 Highway and Bridge Construction Schedule

Transportation Planning

P.O. Box 270
Jefferson City, MO 65102

Construction contingency applied to construction cost in the year the project is awarded.

Three percent project growth factor compounded annually is applied to right-of-way and construction costs in program years 2, 3, 4, and 5.

No inflation is applied to the Funding From Other Sources (FFOS) or Payments.

Engineering includes PE costs, CE costs and R/W incidentals.

Construction contingency applied to construction cost in the year the project is awarded. Three percent project growth factor compounded annually is applied to right-of-way and construction costs in program years 2, 3, 4, and 5. No inflation is applied to the Funding From Other Sources (FFOS) or Payments. Engineering includes PE costs, CE costs and R/W incidentals.							STATE FISCAL YEAR PROJECT BUDGETING						
							Prior Prog.	7/2017- 6/2018	7/2018- 6/2019	7/2019- 6/2020	7/2020- 6/2021	7/2021- 6/2022	
County: Ozark	Bridge improvements over Lick Creek. Project involves bridge X0768.						Engineering:	5	2	50	145	0	0
Route: RT J							R/W:	0	0	0	0	0	0
Job No.: 9S3385							Construction:	0	0	0	1,395	0	0
Length: 0.05	MPO: N					FFOS:	0	0	0	0	0	0	
Fund Cat: Taking Care Of System					Fed: 1,274	State: 318	Local: 0	Payments:	0	0	0	0	0
Sec Cat: Rehab And Reconst	Awd Date: 2020	Anticipated Fed Cat: NHPP											
TIP #:	Future Cost: 0				Estimate Total: 1,597								
County: Ozark	Pavement improvements from Rte. 160 to Arkansas State line.						Engineering:	0	2	5	47	0	0
Route: RT J							R/W:	0	0	0	0	0	0
Job No.: 9S3423							Construction:	0	0	0	564	0	0
Length: 6.82	MPO: N					FFOS:	0	0	0	0	0	0	
Fund Cat: Taking Care Of System					AC-State: 495	State: 123	Local: 0	Payments:	0	0	0	0	0
Sec Cat: Thin Lift Overlay	Awd Date: 2020	Anticipated Fed Cat: STBG											
TIP #:	Future Cost: 0				Estimate Total: 618								
County: Ozark	Urgent bridge replacement over North Fork River. Project involves bridge N0670.						Engineering:	53	308	0	0	0	0
Route: RT PP							R/W:	48	0	0	0	0	0
Job No.: 9S3075							Construction:	0	3,328	0	0	0	0
Length: 0.20	MPO: N					FFOS:	0	0	0	0	0	0	
Fund Cat: Taking Care Of System					Fed: 2,908	State: 728	Local: 0	Payments:	0	0	0	0	0
Sec Cat: Rehab And Reconst	Awd Date: Summer 17	Anticipated Fed Cat: NHPP											
TIP #:	Future Cost: 0				Estimate Total: 3,737								
County: Pemiscot	Bridge improvements over Drainage Ditch No. 84. Project involves bridge T0910.						Engineering:	0	20	22	78	0	0
Route: MO 153							R/W:	0	0	6	0	0	0
Job No.: 9S3332							Construction:	0	0	0	749	0	0
Length: 0.28	MPO: N					FFOS:	0	0	0	0	0	0	
Fund Cat: Taking Care Of System					Fed: 700	State: 175	Local: 0	Payments:	0	0	0	0	0
Sec Cat: Rehab And Reconst	Awd Date: 2020	Anticipated Fed Cat: NHPP											
TIP #:	Future Cost: 0				Estimate Total: 875								
County: Pemiscot	Payment to TDOT for scour remediation at Caruthersville Mississippi River bridge. Project involves bridge A1700.						Engineering:	0	0	1	0	0	0
Route: IS 155							R/W:	0	0	0	0	0	0
Job No.: 9I3087							Construction:	0	0	3,000	0	0	0
Length: 0.50	MPO: N					FFOS:	0	0	0	0	0	0	
Fund Cat: Statewide Interstate And Major Bridge					Fed: 2,701	State: 300	Local: 0	Payments:	0	0	0	0	0
Sec Cat: Preventive Maint	Awd Date: N/A	Anticipated Fed Cat: NHPP											
TIP #:	Future Cost: 0				Estimate Total: 3,001								

* Subject to the approval of the Transportation Improvement Program by the governing Metropolitan Planning Organization.

Jun-8-2017

Section 4 - 27

District Southeast

Dollars in Thousands



2018-2022 Highway and Bridge Construction Schedule

Transportation Planning

P.O. Box 270
Jefferson City, MO 65102

Construction contingency applied to construction cost in the year the project is awarded.

Three percent project growth factor compounded annually is applied to right-of-way and construction costs in program years 2, 3, 4, and 5.

No inflation is applied to the Funding From Other Sources (FFOS) or Payments.

Engineering includes PE costs, CE costs and R/W incidentals.

Construction contingency applied to construction cost in the year the project is awarded. Three percent project growth factor compounded annually is applied to right-of-way and construction costs in program years 2, 3, 4, and 5. No inflation is applied to the Funding From Other Sources (FFOS) or Payments. Engineering includes PE costs, CE costs and R/W incidentals.										STATE FISCAL YEAR PROJECT BUDGETING						
										Prior Prog.	7/2017- 6/2018	7/2018- 6/2019	7/2019- 6/2020	7/2020- 6/2021	7/2021- 6/2022	
County: Pemiscot	Bridge improvements over Drainage Ditch No. 70. Project involves bridge T0696.									Engineering:	5	5	6	41	0	0
Route: RT A										R/W:	0	0	4	0	0	0
Job No.: 9S3222										Construction:	0	0	0	407	0	0
Length: 0.20	MPO: N								FFOS:	0	0	0	0	0	0	
Fund Cat: Taking Care Of System								Fed: 371	State: 92	Local: 0	Payments:	0	0	0	0	0
Sec Cat: Rehab And Reconst	Awd Date: 2020	Anticipated Fed Cat: NHPP														
TIP #:	Future Cost: 0							Estimate Total: 468								
County: Pemiscot	Bridge improvements over Drainage Ditch No. 71. Project involves bridge T0698.									Engineering:	0	10	12	38	0	0
Route: RT A										R/W:	0	0	6	0	0	0
Job No.: 9S3331										Construction:	0	0	0	365	0	0
Length: 0.20	MPO: N								FFOS:	0	0	0	0	0	0	
Fund Cat: Taking Care Of System								Fed: 345	State: 86	Local: 0	Payments:	0	0	0	0	0
Sec Cat: Rehab And Reconst	Awd Date: 2020	Anticipated Fed Cat: NHPP														
TIP #:	Future Cost: 0							Estimate Total: 431								
County: Pemiscot	Bridge improvements over Drainage Ditch No. 4. Project involves bridge S0716.									Engineering:	0	10	12	36	0	0
Route: RT C										R/W:	0	0	6	0	0	0
Job No.: 9S3333										Construction:	0	0	0	323	0	0
Length: 0.17	MPO: N								FFOS:	0	0	0	0	0	0	
Fund Cat: Taking Care Of System								Fed: 310	State: 77	Local: 0	Payments:	0	0	0	0	0
Sec Cat: Rehab And Reconst	Awd Date: 2020	Anticipated Fed Cat: NHPP														
TIP #:	Future Cost: 0							Estimate Total: 387								
County: Pemiscot	Bridge improvements over Drainage Ditch No. 66. Project involves bridge X0500.									Engineering:	5	5	6	57	0	0
Route: RT CC										R/W:	0	0	4	0	0	0
Job No.: 9S3220										Construction:	0	0	0	488	0	0
Length: 0.20	MPO: N								FFOS:	0	0	0	0	0	0	
Fund Cat: Taking Care Of System								Fed: 448	State: 112	Local: 0	Payments:	0	0	0	0	0
Sec Cat: Rehab And Reconst	Awd Date: 2020	Anticipated Fed Cat: STBG														
TIP #:	Future Cost: 0							Estimate Total: 565								
County: Pemiscot	Bridge improvements over Drainage Ditches No.1, No. 251, No.258 and No. 259. Project involves bridges P0473, P0474, P0475 and P0476.									Engineering:	50	50	50	54	332	0
Route: RT EE										R/W:	0	0	0	17	0	0
Job No.: 9S3232										Construction:	0	0	0	0	3,689	0
Length: 0.43	MPO: N								FFOS:	0	0	0	0	0	0	
Fund Cat: Taking Care Of System								Fed: 3,354	State: 838	Local: 0	Payments:	0	0	0	0	0
Sec Cat: Rehab And Reconst	Awd Date: 2021	Anticipated Fed Cat: NHPP														
TIP #:	Future Cost: 0							Estimate Total: 4,242								

* Subject to the approval of the Transportation Improvement Program by the governing Metropolitan Planning Organization.

Jun-8-2017

Section 4 - 28

District Southeast

Dollars in Thousands



2018-2022 Highway and Bridge Construction Schedule

Construction contingency applied to construction cost in the year the project is awarded.

Three percent project growth factor compounded annually is applied to right-of-way and construction costs in program years 2, 3, 4, and 5.

No inflation is applied to the Funding From Other Sources (FFOS) or Payments.

Engineering includes PE costs, CE costs and R/W incidentals.

Construction contingency applied to construction cost in the year the project is awarded. Three percent project growth factor compounded annually is applied to right-of-way and construction costs in program years 2, 3, 4, and 5. No inflation is applied to the Funding From Other Sources (FFOS) or Payments. Engineering includes PE costs, CE costs and R/W incidentals.											STATE FISCAL YEAR PROJECT BUDGETING					
											Prior Prog.	7/2017- 6/2018	7/2018- 6/2019	7/2019- 6/2020	7/2020- 6/2021	7/2021- 6/2022
County: Pemiscot Route: RT EE Job No.: 9S3323 Length: 3.08 MPO: N Fund Cat: Taking Care Of System Sec Cat: Thin Lift Overlay TIP #:	Pavement improvements from Rte. 153 to Rte. A. AC-State: 203 State: 50 Local: 0 Awd Date: Fall 17 Anticipated Fed Cat: STBG Future Cost: 0 Estimate Total: 253					Engineering:	0	26	0	0	0	0				
						R/W:	0	0	0	0	0	0				
						Construction:	0	227	0	0	0	0				
						FFOS:	0	0	0	0	0	0				
						Payments:	0	0	0	0	0	0				
County: Pemiscot Route: RT F Job No.: 9S3321 Length: 4.91 MPO: N Fund Cat: Taking Care Of System Sec Cat: Thin Lift Overlay TIP #:	Pavement improvements from Rte. 164 to Rte. 61 near Holland. AC-State: 312 State: 78 Local: 0 Awd Date: Fall 17 Anticipated Fed Cat: STBG Future Cost: 0 Estimate Total: 390					Engineering:	0	34	0	0	0	0				
						R/W:	0	0	0	0	0	0				
						Construction:	0	356	0	0	0	0				
						FFOS:	0	0	0	0	0	0				
						Payments:	0	0	0	0	0	0				
County: Pemiscot Route: RT HH Job No.: 9S3225 Length: 0.20 MPO: N Fund Cat: Taking Care Of System Sec Cat: Rehab And Reconst TIP #:	Bridge improvements over Drainage Ditch No. 84. Project involves bridge X0938. Fed: 648 State: 162 Local: 0 Awd Date: Fall 18 Anticipated Fed Cat: STBG Future Cost: 0 Estimate Total: 815					Engineering:	5	21	72	0	0	0				
						R/W:	0	4	0	0	0	0	0			
						Construction:	0	0	713	0	0	0	0			
						FFOS:	0	0	0	0	0	0	0			
						Payments:	0	0	0	0	0	0	0			
County: Pemiscot Route: RT J Job No.: 9S3320 Length: 8.80 MPO: N Fund Cat: Taking Care Of System Sec Cat: Thin Lift Overlay TIP #:	Pavement improvements from Rte. Z to Rte. 84 in Hayti. AC-State: 743 State: 186 Local: 0 Awd Date: Fall 17 Anticipated Fed Cat: STBG Future Cost: 0 Estimate Total: 929					Engineering:	0	83	0	0	0	0				
						R/W:	0	0	0	0	0	0	0			
						Construction:	0	846	0	0	0	0	0			
						FFOS:	0	0	0	0	0	0	0			
						Payments:	0	0	0	0	0	0	0			
County: Pemiscot Route: RT K Job No.: 9S3228 Length: 0.20 MPO: N Fund Cat: Taking Care Of System Sec Cat: Rehab And Reconst TIP #:	Bridge improvements over Lateral Ditch No. 9. Project involves bridge T0143. Fed: 329 State: 82 Local: 0 Awd Date: Fall 18 Anticipated Fed Cat: STBG Future Cost: 0 Estimate Total: 416					Engineering:	5	11	39	0	0	0				
						R/W:	0	4	0	0	0	0	0			
						Construction:	0	0	357	0	0	0	0			
						FFOS:	0	0	0	0	0	0	0			
						Payments:	0	0	0	0	0	0	0			

* Subject to the approval of the Transportation Improvement Program by the governing Metropolitan Planning Organization.



2018-2022 Highway and Bridge Construction Schedule

Transportation Planning

P.O. Box 270
Jefferson City, MO 65102

Construction contingency applied to construction cost in the year the project is awarded.

Three percent project growth factor compounded annually is applied to right-of-way and construction costs in program years 2, 3, 4, and 5.

No inflation is applied to the Funding From Other Sources (FFOS) or Payments.

Engineering includes PE costs, CE costs and R/W incidentals.

Construction contingency applied to construction cost in the year the project is awarded. Three percent project growth factor compounded annually is applied to right-of-way and construction costs in program years 2, 3, 4, and 5. No inflation is applied to the Funding From Other Sources (FFOS) or Payments. Engineering includes PE costs, CE costs and R/W incidentals.											STATE FISCAL YEAR PROJECT BUDGETING					
											Prior Prog.	7/2017- 6/2018	7/2018- 6/2019	7/2019- 6/2020	7/2020- 6/2021	7/2021- 6/2022
County: Pemiscot Route: RT O Job No.: 9S3322 Length: 5.89 MPO: N Fund Cat: Taking Care Of System Sec Cat: Thin Lift Overlay TIP #:	Pavement improvements from I-55 to the end of state maintenance. AC-State: 472 State: 117 Local: 0 Awd Date: Fall 17 Anticipated Fed Cat: STBG Future Cost: 0 Estimate Total: 589					Engineering:	0	52	0	0	0	0				
						R/W:	0	0	0	0	0	0				
						Construction:	0	537	0	0	0	0				
						FFOS:	0	0	0	0	0	0				
						Payments:	0	0	0	0	0	0				
County: Pemiscot Route: RT T Job No.: 9S3227 Length: 0.20 MPO: N Fund Cat: Taking Care Of System Sec Cat: Rehab And Reconst TIP #:	Bridge improvements over Main Ditch No. 8. Project involves bridge S0883. Fed: 349 State: 87 Local: 0 Awd Date: 2020 Anticipated Fed Cat: STBG Future Cost: 0 Estimate Total: 441					Engineering:	5	5	6	40	0	0				
						R/W:	0	0	4	0	0	0	0			
						Construction:	0	0	0	381	0	0	0			
						FFOS:	0	0	0	0	0	0	0			
						Payments:	0	0	0	0	0	0	0			
County: Pemiscot Route: RT U Job No.: 9S3157 Length: 5.08 MPO: N Fund Cat: Taking Care Of System Sec Cat: Thin Lift Overlay TIP #:	Pavement improvements from I-55 to Rte. 84. AC-State: 1,953 State: 488 Local: 0 Awd Date: Winter 18 Anticipated Fed Cat: STBG Future Cost: 0 Estimate Total: 2,466					Engineering:	25	185	0	0	0	0				
						R/W:	0	0	0	0	0	0	0			
						Construction:	0	2,256	0	0	0	0	0			
						FFOS:	0	0	0	0	0	0	0			
						Payments:	0	0	0	0	0	0	0			
County: Pemiscot Route: RT Z Job No.: 9S3456 Length: 10.70 MPO: N Fund Cat: Taking Care Of System Sec Cat: Thin Lift Overlay TIP #:	Pavement improvements from Rte. 412 to Rte. 164. AC-State: 676 State: 169 Local: 0 Awd Date: Fall 17 Anticipated Fed Cat: STBG Future Cost: 0 Estimate Total: 845					Engineering:	0	78	0	0	0	0				
						R/W:	0	0	0	0	0	0	0			
						Construction:	0	767	0	0	0	0	0			
						FFOS:	0	0	0	0	0	0	0			
						Payments:	0	0	0	0	0	0	0			
County: Perry Route: MO 51 Job No.: 9P3104 Length: 0.40 MPO: N Fund Cat: Statewide Interstate And Major Bridge Sec Cat: Rehab And Reconst TIP #:	Bridge deck and structural repairs over Mississippi River at Chester. Project involves bridge L0135. \$810,000 IDOT funds. Fed: 848 State: 25 Local: 810 Awd Date: Winter 18 Anticipated Fed Cat: NHPP Future Cost: 0 Estimate Total: 1,703					Engineering:	20	127	0	0	0	0				
						R/W:	0	0	0	0	0	0	0			
						Construction:	0	1,556	0	0	0	0	0			
						FFOS:	0	810	0	0	0	0	0			
						Payments:	0	0	0	0	0	0	0			

* Subject to the approval of the Transportation Improvement Program by the governing Metropolitan Planning Organization.

Jun-8-2017

Section 4 - 30

District Southeast

Dollars in Thousands



2018-2022 Highway and Bridge Construction Schedule

Transportation Planning

P.O. Box 270
Jefferson City, MO 65802

Construction contingency applied to construction cost in the year the project is awarded.

Three percent project growth factor compounded annually is applied to right-of-way and construction costs in program years 2, 3, 4, and 5.

No inflation is applied to the Funding From Other Sources (FFOS) or Payments.

Engineering includes PE costs, CE costs and R/W incidentals.

Construction contingency applied to construction cost in the year the project is awarded. Three percent project growth factor compounded annually is applied to right-of-way and construction costs in program years 2, 3, 4, and 5. No inflation is applied to the Funding From Other Sources (FFOS) or Payments. Engineering includes PE costs, CE costs and R/W incidentals.							STATE FISCAL YEAR PROJECT BUDGETING					
							Prior Prog.	7/2017- 6/2018	7/2018- 6/2019	7/2019- 6/2020	7/2020- 6/2021	7/2021- 6/2022
County: Perry Route: IS 55 Job No.: 9I3309 Length: 36.83 MPO: Y Fund Cat: Taking Care Of System Sec Cat: Thin Lift Overlay Awd Date: 2020 Anticipated Fed Cat: NHPP TIP #: Future Cost: 0 Estimate Total: 14,420	Pavement improvements in southbound lane from Rte. 51 to Rte. 61 and from Rte. 74 to Rte. 77 and in northbound lane from Rte. 77 to Rte. M.						Engineering: 0 R/W: 0 Construction: 0 FFOS: 0 Payments: 0	25 0 0 0 0	25 0 0 0 0	897 0 13,473 0 0	0 0 0 0 0	0 0 0 0 0
County: Perry Route: RT C Job No.: 9S3431 Length: 23.69 MPO: N Fund Cat: Taking Care Of System Sec Cat: Thin Lift Overlay Awd Date: 2021 Anticipated Fed Cat: STBG TIP #: Future Cost: 0 Estimate Total: 1,743	Pavement improvements from Rte. 51 to Rte. A.						Engineering: 0 R/W: 0 Construction: 0 FFOS: 0 Payments: 0	2 0 0 0 0	2 0 0 0 0	20 0 0 0 0	125 0 1,594 0 0	0 0 0 0 0
County: Perry Route: RT T Job No.: 9S3260 Length: 15.95 MPO: N Fund Cat: Taking Care Of System Sec Cat: Thin Lift Overlay Awd Date: Fall 18 Anticipated Fed Cat: STBG TIP #: Future Cost: 0 Estimate Total: 2,963	Pavement improvements and addition of two foot shoulders from Rte. BB to Rte. 51.						Engineering: 20 R/W: 0 Construction: 0 FFOS: 0 Payments: 0	20 0 0 0 0	222 0 2,701 0 0	0 0 0 0 0	0 0 0 0 0	0 0 0 0 0
County: Reynolds Route: MO 21 Job No.: 9P3407 Length: 19.98 MPO: N Fund Cat: Taking Care Of System Sec Cat: Thin Lift Overlay Awd Date: 2019 Anticipated Fed Cat: STBG TIP #: Future Cost: 0 Estimate Total: 5,494	Pavement improvements and addition of two foot shoulders from Rte. 49 east intersection to south of Centerville.						Engineering: 0 R/W: 0 Construction: 0 FFOS: 0 Payments: 0	46 0 0 0 0	434 0 5,014 0 0	0 0 0 0 0	0 0 0 0 0	0 0 0 0 0
County: Reynolds Route: MO 49 Job No.: 9P3188 Length: 9.47 MPO: N Fund Cat: Taking Care Of System Sec Cat: Thin Lift Overlay Awd Date: Winter 18 Anticipated Fed Cat: STBG TIP #: Future Cost: 0 Estimate Total: 1,039	Pavement improvements from Route A to Rte. 21/72.						Engineering: 8 R/W: 0 Construction: 0 FFOS: 0 Payments: 0	85 0 946 0 0	0 0 0 0 0	0 0 0 0 0	0 0 0 0 0	0 0 0 0 0

* Subject to the approval of the Transportation Improvement Program by the governing Metropolitan Planning Organization.

Jun-8-2017

Section 4 - 31

District Southeast

Dollars in Thousands



2018-2022 Highway and Bridge Construction Schedule

Construction contingency applied to construction cost in the year the project is awarded.

Three percent project growth factor compounded annually is applied to right-of-way and construction costs in program years 2, 3, 4, and 5.

No inflation is applied to the Funding From Other Sources (FFOS) or Payments.

Engineering includes PE costs, CE costs and R/W incidentals.

Construction contingency applied to construction cost in the year the project is awarded. Three percent project growth factor compounded annually is applied to right-of-way and construction costs in program years 2, 3, 4, and 5. No inflation is applied to the Funding From Other Sources (FFOS) or Payments. Engineering includes PE costs, CE costs and R/W incidentals.										STATE FISCAL YEAR PROJECT BUDGETING					
										Prior Prog.	7/2017- 6/2018	7/2018- 6/2019	7/2019- 6/2020	7/2020- 6/2021	7/2021- 6/2022
County: Ripley Route: MO 142 Job No.: 9S3209 Length: 0.20 MPO: N Fund Cat: Taking Care Of System Sec Cat: Rehab And Reconst Awd Date: 2020 Anticipated Fed Cat: NHPP TIP #: Future Cost: 0 Estimate Total: 918	Bridge improvements over Little Black River. Project involves bridge L0378.					Engineering: 10 R/W: 0 Construction: 0 FFOS: 0 Payments: 0	10 0 0 0 0	21 4 0 0 0	85 0 788 0 0	0 0 0 0 0	0 0 0 0 0				
County: Ripley Route: MO 21 Job No.: 9P3369 Length: 8.58 MPO: N Fund Cat: Taking Care Of System Sec Cat: Thin Lift Overlay Awd Date: 2021 Anticipated Fed Cat: STBG TIP #: Future Cost: 0 Estimate Total: 1,062	Pavement improvements from Rte. 142 to Arkansas State line.					Engineering: 0 R/W: 0 Construction: 0 FFOS: 0 Payments: 0	2 0 0 0 0	2 0 0 0 0	10 0 0 0 0	77 0 971 0 0	0 0 0 0 0				
County: Ripley Route: RT A Job No.: 9S3420 Length: 7.89 MPO: N Fund Cat: Taking Care Of System Sec Cat: Thin Lift Overlay Awd Date: 2020 Anticipated Fed Cat: STBG TIP #: Future Cost: 0 Estimate Total: 592	Pavement improvements from Rte. 21 to Arkansas State line.					Engineering: 0 R/W: 0 Construction: 0 FFOS: 0 Payments: 0	2 0 0 0 0	5 0 0 0 0	45 0 540 0 0	0 0 0 0 0	0 0 0 0 0				
County: Ripley Route: RT B Job No.: 9S3409 Length: 4.88 MPO: N Fund Cat: Taking Care Of System Sec Cat: Thin Lift Overlay Awd Date: 2019 Anticipated Fed Cat: STBG TIP #: Future Cost: 0 Estimate Total: 388	Pavement improvements from Rte. 160 to Rte. 142.					Engineering: 0 R/W: 0 Construction: 0 FFOS: 0 Payments: 0	3 0 0 0 0	30 0 355 0 0	0 0 0 0 0	0 0 0 0 0	0 0 0 0 0				
County: Ripley Route: RT E Job No.: 9S3421 Length: 6.64 MPO: N Fund Cat: Taking Care Of System Sec Cat: Thin Lift Overlay Awd Date: 2020 Anticipated Fed Cat: STBG TIP #: Future Cost: 0 Estimate Total: 463	Pavement improvements from Rte. 142 to end of state maintenance.					Engineering: 0 R/W: 0 Construction: 0 FFOS: 0 Payments: 0	2 0 0 0 0	4 0 0 0 0	35 0 422 0 0	0 0 0 0 0	0 0 0 0 0				

* Subject to the approval of the Transportation Improvement Program by the governing Metropolitan Planning Organization.



2018-2022 Highway and Bridge Construction Schedule

Transportation Planning

P.O. Box 270
Jefferson City, MO 65102

Construction contingency applied to construction cost in the year the project is awarded.

Three percent project growth factor compounded annually is applied to right-of-way and construction costs in program years 2, 3, 4, and 5.

No inflation is applied to the Funding From Other Sources (FFOS) or Payments.

Engineering includes PE costs, CE costs and R/W incidentals.

Construction contingency applied to construction cost in the year the project is awarded. Three percent project growth factor compounded annually is applied to right-of-way and construction costs in program years 2, 3, 4, and 5. No inflation is applied to the Funding From Other Sources (FFOS) or Payments. Engineering includes PE costs, CE costs and R/W incidentals.											STATE FISCAL YEAR PROJECT BUDGETING					
											Prior Prog.	7/2017- 6/2018	7/2018- 6/2019	7/2019- 6/2020	7/2020- 6/2021	7/2021- 6/2022
County: Ripley Route: RT T Job No.: 9S3372 Length: 5.64 MPO: N Fund Cat: Taking Care Of System AC-State: 331 State: 82 Local: 0 Sec Cat: Thin Lift Overlay Awd Date: 2021 Anticipated Fed Cat: STBG TIP #: Future Cost: 0 Estimate Total: 413	Engineering:	0	2	2	3	30	0									
	R/W:	0	0	0	0	0	0									
	Construction:	0	0	0	0	376	0									
	FFOS:	0	0	0	0	0	0									
	Payments:	0	0	0	0	0	0									
County: Ripley Route: RT U Job No.: 9S3353 Length: 3.56 MPO: N Fund Cat: Taking Care Of System AC-State: 90 State: 22 Local: 0 Sec Cat: Preventive Maint Awd Date: Winter 18 Anticipated Fed Cat: STBG TIP #: Future Cost: 0 Estimate Total: 112	Engineering:	0	10	0	0	0	0									
	R/W:	0	0	0	0	0	0									
	Construction:	0	102	0	0	0	0									
	FFOS:	0	0	0	0	0	0									
	Payments:	0	0	0	0	0	0									
County: Ripley Route: RT Y Job No.: 9S3345 Length: 10.23 MPO: N Fund Cat: Taking Care Of System AC-State: 230 State: 59 Local: 0 Sec Cat: Preventive Maint Awd Date: Winter 18 Anticipated Fed Cat: STBG TIP #: Future Cost: 0 Estimate Total: 289	Engineering:	0	26	0	0	0	0									
	R/W:	0	0	0	0	0	0									
	Construction:	0	263	0	0	0	0									
	FFOS:	0	0	0	0	0	0									
	Payments:	0	0	0	0	0	0									
County: Scott Route: IS 55 Job No.: 0I3004U Length: 76.99 MPO: N Fund Cat: Statewide Interstate And Major Bridge AC-State: 124 State: 15 Local: 0 Sec Cat: Preventive Maint Awd Date: Spring 18 Anticipated Fed Cat: NHPP TIP #: Future Cost: 0 Estimate Total: 139	Engineering:	0	14	0	0	0	0									
	R/W:	0	0	0	0	0	0									
	Construction:	0	125	0	0	0	0									
	FFOS:	0	0	0	0	0	0									
	Payments:	0	0	0	0	0	0									
County: Scott Route: IS 55 Job No.: 0I3004V Length: 76.99 MPO: N Fund Cat: Statewide Interstate And Major Bridge AC-State: 124 State: 15 Local: 0 Sec Cat: Preventive Maint Awd Date: Spring 18 Anticipated Fed Cat: NHPP TIP #: Future Cost: 0 Estimate Total: 139	Engineering:	0	14	0	0	0	0									
	R/W:	0	0	0	0	0	0									
	Construction:	0	125	0	0	0	0									
	FFOS:	0	0	0	0	0	0									
	Payments:	0	0	0	0	0	0									

* Subject to the approval of the Transportation Improvement Program by the governing Metropolitan Planning Organization.

Jun-8-2017

Section 4 - 33

District Southeast

Dollars in Thousands



2018-2022 Highway and Bridge Construction Schedule

Transportation Planning

P.O. Box 270
Jefferson City, MO 65102

Construction contingency applied to construction cost in the year the project is awarded.

Three percent project growth factor compounded annually is applied to right-of-way and construction costs in program years 2, 3, 4, and 5.

No inflation is applied to the Funding From Other Sources (FFOS) or Payments.

Engineering includes PE costs, CE costs and R/W incidentals.

Construction contingency applied to construction cost in the year the project is awarded. Three percent project growth factor compounded annually is applied to right-of-way and construction costs in program years 2, 3, 4, and 5. No inflation is applied to the Funding From Other Sources (FFOS) or Payments. Engineering includes PE costs, CE costs and R/W incidentals.										STATE FISCAL YEAR PROJECT BUDGETING						
										Prior Prog.	7/2017- 6/2018	7/2018- 6/2019	7/2019- 6/2020	7/2020- 6/2021	7/2021- 6/2022	
County: Scott	Bridge improvements over I-57. Project involves bridge A0939.									Engineering:	0	160	0	0	0	0
Route: IS 55										R/W:	0	0	0	0	0	0
Job No.: 9I3307										Construction:	0	1,237	0	0	0	0
Length: 0.30	MPO: N								FFOS:	0	0	0	0	0	0	
Fund Cat: Taking Care Of System								Fed: 1,256	State: 141	Local: 0	Payments:	0	0	0	0	
Sec Cat: Rehab And Reconst	Awd Date: Spring 18	Anticipated Fed Cat: NHPP														
TIP #:	Future Cost: 0							Estimate Total: 1,397								
County: Scott	Pavement improvements in northbound lane from Rte. AA to 4.3 miles south of Rte. 105 and in southbound lane from Rte. NN to Rte. AA.									Engineering:	0	5	444	0	0	0
Route: IS 57										R/W:	0	0	0	0	0	0
Job No.: 9I3306										Construction:	0	0	5,533	0	0	0
Length: 8.51	MPO: N								FFOS:	0	0	0	0	0	0	
Fund Cat: Taking Care Of System								AC-State: 5,383	State: 599	Local: 0	Payments:	0	0	0	0	
Sec Cat: Thin Lift Overlay	Awd Date: 2019	Anticipated Fed Cat: NHPP														
TIP #:	Future Cost: 0							Estimate Total: 5,982								
County: Scott	Bridge improvements over the Union Pacific railroad and Rte. M. Project involves bridge J0356.									Engineering:	110	197	0	0	0	0
Route: US 61										R/W:	0	2	0	0	0	0
Job No.: 9S3063										Construction:	0	2,124	0	0	0	0
Length: 0.20	MPO: N								FFOS:	0	0	0	0	0	0	
Fund Cat: Taking Care Of System								Fed: 1,859	State: 464	Local: 0	Payments:	0	0	0	0	
Sec Cat: Rehab And Reconst	Awd Date: Winter 18	Anticipated Fed Cat: NHPP														
TIP #:	Future Cost: 0							Estimate Total: 2,433								
County: Scott	Pavement improvements from 0.6 mile north of Rte. Y to Rte. 60.									Engineering:	15	10	166	0	0	0
Route: US 61										R/W:	0	0	0	0	0	0
Job No.: 9S3282										Construction:	0	0	2,004	0	0	0
Length: 3.33	MPO: N								FFOS:	0	0	0	0	0	0	
Fund Cat: Taking Care Of System								Fed: 1,744	State: 436	Local: 0	Payments:	0	0	0	0	
Sec Cat: Thin Lift Overlay	Awd Date: 2019	Anticipated Fed Cat: STBG														
TIP #:	Future Cost: 0							Estimate Total: 2,195								
County: Scott	Pavement improvements from Rte. K to 0.2 miles north of Rte. 77.									Engineering:	0	15	146	0	0	0
Route: US 61										R/W:	0	0	0	0	0	0
Job No.: 9S3438										Construction:	0	0	1,695	0	0	0
Length: 12.74	MPO: N								FFOS:	0	0	0	0	0	0	
Fund Cat: Taking Care Of System								AC-State: 1,484	State: 372	Local: 0	Payments:	0	0	0	0	
Sec Cat: Thin Lift Overlay	Awd Date: 2019	Anticipated Fed Cat: STBG														
TIP #:	Future Cost: 0							Estimate Total: 1,856								

* Subject to the approval of the Transportation Improvement Program by the governing Metropolitan Planning Organization.

Jun-8-2017

Section 4 - 34

District Southeast

Dollars in Thousands



2018-2022 Highway and Bridge Construction Schedule

Transportation Planning

P.O. Box 270
Jefferson City, MO 65802

Construction contingency applied to construction cost in the year the project is awarded.

Three percent project growth factor compounded annually is applied to right-of-way and construction costs in program years 2, 3, 4, and 5.

No inflation is applied to the Funding From Other Sources (FFOS) or Payments.

Engineering includes PE costs, CE costs and R/W incidentals.

Construction contingency applied to construction cost in the year the project is awarded. Three percent project growth factor compounded annually is applied to right-of-way and construction costs in program years 2, 3, 4, and 5. No inflation is applied to the Funding From Other Sources (FFOS) or Payments. Engineering includes PE costs, CE costs and R/W incidentals.										STATE FISCAL YEAR PROJECT BUDGETING						
										Prior Prog.	7/2017- 6/2018	7/2018- 6/2019	7/2019- 6/2020	7/2020- 6/2021	7/2021- 6/2022	
County: Scott	Pavement improvements from Rte. 61 to Rte. H/AA.									Engineering:	2	2	49	0	0	0
Route: US 62										R/W:	0	0	0	0	0	0
Job No.: 9S3271										Construction:	0	0	560	0	0	0
Length: 2.52	MPO: N									FFOS:	0	0	0	0	0	0
Fund Cat: Taking Care Of System	Fed: 490 State: 121 Local: 0									Payments:	0	0	0	0	0	0
Sec Cat: Thin Lift Overlay	Awd Date: 2019 Anticipated Fed Cat: STBG															
TIP #:	Future Cost: 0 Estimate Total: 613															
County: Scott	Bridge improvements over North Cut Ditch. Project involves bridge G0438.									Engineering:	10	26	114	0	0	0
Route: MO 77										R/W:	0	4	0	0	0	0
Job No.: 9S3281										Construction:	0	0	921	0	0	0
Length: 0.12	MPO: N									FFOS:	0	0	0	0	0	0
Fund Cat: Taking Care Of System	Fed: 852 State: 213 Local: 0									Payments:	0	0	0	0	0	0
Sec Cat: Rehab And Reconst	Awd Date: Fall 18 Anticipated Fed Cat: NHPP															
TIP #:	Future Cost: 0 Estimate Total: 1,075															
County: Scott	Pavement and shoulder improvements from Rte. 61 to 0.8 mile west of Rte. 105 near Charleston.									Engineering:	0	373	0	0	0	0
Route: MO 77										R/W:	0	0	0	0	0	0
Job No.: 9S3341										Construction:	0	3,800	0	0	0	0
Length: 19.45	MPO: N									FFOS:	0	0	0	0	0	0
Fund Cat: Taking Care Of System	AC-State: 3,339 State: 834 Local: 0									Payments:	0	0	0	0	0	0
Sec Cat: Thin Lift Overlay	Awd Date: Winter 18 Anticipated Fed Cat: STBG															
TIP #:	Future Cost: 0 Estimate Total: 4,173															
County: Scott	Bridge improvements over Drainage Ditch No. 291. Project involves bridge S0665.									Engineering:	5	5	7	43	0	0
Route: MO 91										R/W:	0	0	8	0	0	0
Job No.: 9S3278										Construction:	0	0	0	368	0	0
Length: 0.11	MPO: N									FFOS:	0	0	0	0	0	0
Fund Cat: Taking Care Of System	Fed: 344 State: 87 Local: 0									Payments:	0	0	0	0	0	0
Sec Cat: Rehab And Reconst	Awd Date: 2020 Anticipated Fed Cat: NHPP															
TIP #:	Future Cost: 0 Estimate Total: 436															
County: Scott	Bridge improvements over Drainage Ditch No. 35. Project involves bridge S0744.									Engineering:	5	5	7	41	0	0
Route: MO 91										R/W:	0	0	8	0	0	0
Job No.: 9S3279										Construction:	0	0	0	352	0	0
Length: 0.12	MPO: N									FFOS:	0	0	0	0	0	0
Fund Cat: Taking Care Of System	Fed: 330 State: 83 Local: 0									Payments:	0	0	0	0	0	0
Sec Cat: Rehab And Reconst	Awd Date: 2020 Anticipated Fed Cat: NHPP															
TIP #:	Future Cost: 0 Estimate Total: 418															

* Subject to the approval of the Transportation Improvement Program by the governing Metropolitan Planning Organization.

Jun-8-2017

Section 4 - 35

District Southeast

Dollars in Thousands



2018-2022 Highway and Bridge Construction Schedule

Transportation Planning

P.O. Box 270
Jefferson City, MO 65102

Construction contingency applied to construction cost in the year the project is awarded.

Three percent project growth factor compounded annually is applied to right-of-way and construction costs in program years 2, 3, 4, and 5.

No inflation is applied to the Funding From Other Sources (FFOS) or Payments.

Engineering includes PE costs, CE costs and R/W incidentals.

Construction contingency applied to construction cost in the year the project is awarded. Three percent project growth factor compounded annually is applied to right-of-way and construction costs in program years 2, 3, 4, and 5. No inflation is applied to the Funding From Other Sources (FFOS) or Payments. Engineering includes PE costs, CE costs and R/W incidentals.										STATE FISCAL YEAR PROJECT BUDGETING										
										Prior Prog.	7/2017- 6/2018	7/2018- 6/2019	7/2019- 6/2020	7/2020- 6/2021	7/2021- 6/2022					
County: Scott	Pavement improvements from Rte. 62 to Rte. 80.									Engineering:	1	1	66	0	0	0				
Route: RT AA										R/W:	0	0	0	0	0	0				
Job No.: 9S3267										Construction:	0	0	782	0	0	0				
Length: 9.88	MPO: N								FFOS:	0	0	0	0	0	0					
Fund Cat: Taking Care Of System								Fed: 680	State: 169	Local: 0					Payments:	0	0	0	0	0
Sec Cat: Thin Lift Overlay			Awd Date: Fall 18			Anticipated Fed Cat: STBG														
TIP #:				Future Cost: 0				Estimate Total: 850												
County: Scott	Pavement improvements from Rte. 77 to Commerce.									Engineering:	0	5	43	0	0	0				
Route: RT E										R/W:	0	0	0	0	0	0				
Job No.: 9S3406										Construction:	0	0	571	0	0	0				
Length: 8.01	MPO: N								FFOS:	0	0	0	0	0	0					
Fund Cat: Taking Care Of System								AC-State: 495	State: 124	Local: 0					Payments:	0	0	0	0	
Sec Cat: Thin Lift Overlay			Awd Date: 2019			Anticipated Fed Cat: STBG														
TIP #:				Future Cost: 0				Estimate Total: 619												
County: Scott	Pavement improvements from Rte. 77 to Rte. U.									Engineering:	1	1	31	0	0	0				
Route: RT H										R/W:	0	0	0	0	0	0				
Job No.: 9S3240										Construction:	0	0	347	0	0	0				
Length: 5.80	MPO: N								FFOS:	0	0	0	0	0	0					
Fund Cat: Taking Care Of System								Fed: 303	State: 76	Local: 0					Payments:	0	0	0	0	
Sec Cat: Thin Lift Overlay			Awd Date: 2019			Anticipated Fed Cat: STBG														
TIP #:				Future Cost: 0				Estimate Total: 380												
County: Scott	Bridge improvements over Drainage Ditch. Project involves bridge N0256.									Engineering:	15	66	0	0	0	0				
Route: RT O										R/W:	0	4	0	0	0	0				
Job No.: 9S3277										Construction:	0	479	0	0	0	0				
Length: 0.11	MPO: N								FFOS:	0	0	0	0	0	0					
Fund Cat: Taking Care Of System								Fed: 439	State: 110	Local: 0					Payments:	0	0	0	0	
Sec Cat: Rehab And Reconst			Awd Date: Winter 18			Anticipated Fed Cat: STBG														
TIP #:				Future Cost: 0				Estimate Total: 564												
County: Scott	Bridge improvements over St. John's Drainage Ditch. Project involves bridge N0716.									Engineering:	20	58	0	0	0	0				
Route: RT U										R/W:	0	6	0	0	0	0				
Job No.: 9S3276										Construction:	0	458	0	0	0	0				
Length: 0.12	MPO: N								FFOS:	0	0	0	0	0	0					
Fund Cat: Taking Care Of System								Fed: 418	State: 104	Local: 0					Payments:	0	0	0	0	
Sec Cat: Rehab And Reconst			Awd Date: Winter 18			Anticipated Fed Cat: NHPP														
TIP #:				Future Cost: 0				Estimate Total: 542												

* Subject to the approval of the Transportation Improvement Program by the governing Metropolitan Planning Organization.

Jun-8-2017

Section 4 - 36

District Southeast

Dollars in Thousands



2018-2022 Highway and Bridge Construction Schedule

Transportation Planning

P.O. Box 270
Jefferson City, MO 65102

Construction contingency applied to construction cost in the year the project is awarded.

Three percent project growth factor compounded annually is applied to right-of-way and construction costs in program years 2, 3, 4, and 5.

No inflation is applied to the Funding From Other Sources (FFOS) or Payments.

Engineering includes PE costs, CE costs and R/W incidentals.

Construction contingency applied to construction cost in the year the project is awarded. Three percent project growth factor compounded annually is applied to right-of-way and construction costs in program years 2, 3, 4, and 5. No inflation is applied to the Funding From Other Sources (FFOS) or Payments. Engineering includes PE costs, CE costs and R/W incidentals.							STATE FISCAL YEAR PROJECT BUDGETING					
							Prior Prog.	7/2017- 6/2018	7/2018- 6/2019	7/2019- 6/2020	7/2020- 6/2021	7/2021- 6/2022
County: Scott Route: RT W Job No.: 9S3280 Length: 0.11 MPO: N Fund Cat: Taking Care Of System Sec Cat: Rehab And Reconst Awd Date: Fall 18 Anticipated Fed Cat: NHPP TIP #: Future Cost: 0 Estimate Total: 293	Bridge improvements over Drainage Ditch No. 289. Project involves bridge P0098.						Engineering: 2 R/W: 0 Construction: 0 FFOS: 0 Payments: 0	10 8 0 0 0 0	29 0 244 0 0 0	0 0 0 0 0 0	0 0 0 0 0 0	0 0 0 0 0 0
County: Scott Route: RT ZZ Job No.: 9S3395 Length: 0.20 MPO: N Fund Cat: Taking Care Of System Sec Cat: Rehab And Reconst Awd Date: 2020 Anticipated Fed Cat: STBG TIP #: Future Cost: 0 Estimate Total: 647	Bridge improvements over Ash Slough Ditch. Project involves bridge L0271.						Engineering: 0 R/W: 0 Construction: 0 FFOS: 0 Payments: 0	10 0 0 0 0 0	17 6 0 0 0 0	63 0 551 0 0 0	0 0 0 0 0 0	0 0 0 0 0 0
County: Shannon Route: MO 106 Job No.: 9S3497 Length: 0.28 MPO: N Fund Cat: Taking Care Of System Sec Cat: Rehab And Reconst Awd Date: Summer 17 Anticipated Fed Cat: STBG TIP #: Future Cost: 0 Estimate Total: 1,225	Urgent slide repairs 0.3 mile west of Rte. E near Alley Spring in Shannon County, and 0.5 mile east of Rte. B near Ellington in Reynolds County.						Engineering: 7 R/W: 5 Construction: 0 FFOS: 0 Payments: 0	167 0 1,046 0 0 0	0 0 0 0 0 0	0 0 0 0 0 0	0 0 0 0 0 0	0 0 0 0 0 0
County: Shannon Route: MO 19 Job No.: 9P3413 Length: 18.50 MPO: N Fund Cat: Taking Care Of System Sec Cat: Thin Lift Overlay Awd Date: 2020 Anticipated Fed Cat: STBG TIP #: Future Cost: 0 Estimate Total: 1,494	Pavement improvements from Rte. A to Riverview Drive.						Engineering: 0 R/W: 0 Construction: 0 FFOS: 0 Payments: 0	2 0 0 0 0 0	18 0 0 0 0 0	108 0 1,366 0 0 0	0 0 0 0 0 0	0 0 0 0 0 0
County: Shannon Route: MO 19 Job No.: 9P3428 Length: 12.40 MPO: N Fund Cat: Taking Care Of System Sec Cat: Thin Lift Overlay Awd Date: Spring 18 Anticipated Fed Cat: STBG TIP #: Future Cost: 0 Estimate Total: 1,259	Pavement improvements from Riverview Drive to Rte. 60						Engineering: 0 R/W: 0 Construction: 0 FFOS: 0 Payments: 0	113 0 1,146 0 0 0	0 0 0 0 0 0	0 0 0 0 0 0	0 0 0 0 0 0	0 0 0 0 0 0

* Subject to the approval of the Transportation Improvement Program by the governing Metropolitan Planning Organization.

Jun-8-2017

Section 4 - 37

District Southeast

Dollars in Thousands



2018-2022 Highway and Bridge Construction Schedule

Transportation Planning

P.O. Box 270
Jefferson City, MO 65102

Construction contingency applied to construction cost in the year the project is awarded.

Three percent project growth factor compounded annually is applied to right-of-way and construction costs in program years 2, 3, 4, and 5.

No inflation is applied to the Funding From Other Sources (FFOS) or Payments.

Engineering includes PE costs, CE costs and R/W incidentals.

						STATE FISCAL YEAR PROJECT BUDGETING					
						Prior Prog.	7/2017- 6/2018	7/2018- 6/2019	7/2019- 6/2020	7/2020- 6/2021	7/2021- 6/2022
County: Shannon	Pavement improvements on eastbound lane from Rte. 19 to Winona.					Engineering:	5	5	64	0	0
Route: US 60						R/W:	0	0	0	0	0
Job No.: 9P3197						Construction:	0	0	765	0	0
Length: 2.62	MPO: N					FFOS:	0	0	0	0	0
Fund Cat: Taking Care Of System					Fed: 667 State: 167 Local: 0	Payments:	0	0	0	0	0
Sec Cat: Thin Lift Overlay	Awd Date: Fall 18	Anticipated Fed Cat: NHPP									
TIP #:	Future Cost: 0				Estimate Total: 839						
County: Shannon	Pavement improvements on eastbound lane from County Road 583 to Rte. P.					Engineering:	10	10	121	0	0
Route: US 60						R/W:	0	0	0	0	0
Job No.: 9P3198						Construction:	0	0	1,464	0	0
Length: 5.04	MPO: N					FFOS:	0	0	0	0	0
Fund Cat: Taking Care Of System					Fed: 1,275 State: 320 Local: 0	Payments:	0	0	0	0	0
Sec Cat: Thin Lift Overlay	Awd Date: Fall 18	Anticipated Fed Cat: NHPP									
TIP #:	Future Cost: 0				Estimate Total: 1,605						
County: Shannon	Pavement improvements from Rte. 106 to Rte. 60. \$738,000 from District Maintenance.					Engineering:	0	61	0	0	0
Route: RT E						R/W:	0	0	0	0	0
Job No.: 9S3342						Construction:	0	738	0	0	0
Length: 11.37	MPO: N					FFOS:	0	738	0	0	0
Fund Cat: Taking Care Of System					AC-State: 639 State: 160 Local: 0	Payments:	0	0	0	0	0
Sec Cat: Thin Lift Overlay	Awd Date: Winter 18	Anticipated Fed Cat: STBG									
TIP #:	Future Cost: 0				Estimate Total: 799						
County: Shannon	Pavement improvements from Rte. 19 to end of state maintenance.					Engineering:	0	2	2	3	17
Route: RT F						R/W:	0	0	0	0	0
Job No.: 9S3376						Construction:	0	0	0	0	221
Length: 3.08	MPO: N					FFOS:	0	0	0	0	0
Fund Cat: Taking Care Of System					AC-State: 196 State: 49 Local: 0	Payments:	0	0	0	0	0
Sec Cat: Thin Lift Overlay	Awd Date: 2021	Anticipated Fed Cat: STBG									
TIP #:	Future Cost: 0				Estimate Total: 245						
County: Shannon	Pavement improvements from Rte. 106 to Rte. 19.					Engineering:	0	2	2	9	59
Route: RT H						R/W:	0	0	0	0	0
Job No.: 9S3375						Construction:	0	0	0	0	787
Length: 12.46	MPO: N					FFOS:	0	0	0	0	0
Fund Cat: Taking Care Of System					AC-State: 688 State: 171 Local: 0	Payments:	0	0	0	0	0
Sec Cat: Thin Lift Overlay	Awd Date: 2021	Anticipated Fed Cat: STBG									
TIP #:	Future Cost: 0				Estimate Total: 859						

* Subject to the approval of the Transportation Improvement Program by the governing Metropolitan Planning Organization.

Jun-8-2017

Section 4 - 38

District Southeast

Dollars in Thousands



2018-2022 Highway and Bridge Construction Schedule

Transportation Planning

P.O. Box 270
Jefferson City, MO 65102

Construction contingency applied to construction cost in the year the project is awarded.

Three percent project growth factor compounded annually is applied to right-of-way and construction costs in program years 2, 3, 4, and 5.

No inflation is applied to the Funding From Other Sources (FFOS) or Payments.

Engineering includes PE costs, CE costs and R/W incidentals.

Construction contingency applied to construction cost in the year the project is awarded. Three percent project growth factor compounded annually is applied to right-of-way and construction costs in program years 2, 3, 4, and 5. No inflation is applied to the Funding From Other Sources (FFOS) or Payments. Engineering includes PE costs, CE costs and R/W incidentals.												STATE FISCAL YEAR PROJECT BUDGETING						
												Prior Prog.	7/2017- 6/2018	7/2018- 6/2019	7/2019- 6/2020	7/2020- 6/2021	7/2021- 6/2022	
County: St. Francois	Bridge improvements over Rte. 8 near Desloge. Project involves bridge A0654.											Engineering:	0	2	2	10	36	87
Route: US 67												R/W:	0	0	0	0	0	0
Job No.: 9P3382												Construction:	0	0	0	0	0	930
Length: 0.03	MPO: N											FFOS:	0	0	0	0	0	0
Fund Cat: Taking Care Of System	Fed: 855 State: 212 Local: 0										Payments:	0	0	0	0	0	0	
Sec Cat: Rehab And Reconst	Awd Date: 2022	Anticipated Fed Cat: NHPP																
TIP #:	Future Cost: 0 Estimate Total: 1,067																	
County: St. Francois	Pavement improvements from Rte. 221 in Farmington to 0.5 miles south of Rte. 72.											Engineering:	0	2	5	526	0	0
Route: US 67												R/W:	0	0	0	0	0	0
Job No.: 9P3435												Construction:	0	0	0	5,745	0	0
Length: 16.82	MPO: N											FFOS:	0	0	0	0	0	0
Fund Cat: Taking Care Of System	AC-State: 5,023 State: 1,255 Local: 0										Payments:	0	0	0	0	0	0	
Sec Cat: Thin Lift Overlay	Awd Date: 2020	Anticipated Fed Cat: NHPP																
TIP #:	Future Cost: 0 Estimate Total: 6,278																	
County: St. Francois	Payment to Desloge for pavement improvements from Fir Street to Willow Street. To be let by Desloge as STP-9900(073). \$99,648 SE District STIP funds and \$205,000 STP-Urban funds.											Engineering:	0	2	0	0	0	0
Route: MO 8												R/W:	0	0	0	0	0	0
Job No.: 9P3301												Construction:	0	305	0	0	0	0
Length: 1.03	MPO: N											FFOS:	0	205	0	0	0	0
Fund Cat: Taking Care Of System	Fed: 246 State: 61 Local: 0										Payments:	0	0	0	0	0	0	
Sec Cat: Thin Lift Overlay	Awd Date: N/A	Anticipated Fed Cat: NHPP																
TIP #:	Future Cost: 0 Estimate Total: 307																	
County: Ste. Genevieve	Pavement improvements from I-55 to end of state maintenance.											Engineering:	0	2	2	15	81	0
Route: MO 32												R/W:	0	0	0	0	0	0
Job No.: 9P3392												Construction:	0	0	0	0	1,050	0
Length: 5.11	MPO: N											FFOS:	0	0	0	0	0	0
Fund Cat: Taking Care Of System	AC-State: 921 State: 229 Local: 0										Payments:	0	0	0	0	0	0	
Sec Cat: Thin Lift Overlay	Awd Date: 2021	Anticipated Fed Cat: STBG																
TIP #:	Future Cost: 0 Estimate Total: 1,150																	
County: Ste. Genevieve	Job Order Contracting for concrete pavement repair from the Jefferson County line to Rte. 60 in Scott County and all of I-57 in Missouri.											Engineering:	0	14	0	0	0	0
Route: IS 55												R/W:	0	0	0	0	0	0
Job No.: 0I3004S												Construction:	0	125	0	0	0	0
Length: 121.11	MPO: Y											FFOS:	0	0	0	0	0	0
Fund Cat: Statewide Interstate And Major Bridge	AC-State: 124 State: 15 Local: 0										Payments:	0	0	0	0	0	0	
Sec Cat: Preventive Maint	Awd Date: Spring 18	Anticipated Fed Cat: NHPP																
TIP #:	Future Cost: 0 Estimate Total: 139																	

* Subject to the approval of the Transportation Improvement Program by the governing Metropolitan Planning Organization.

Jun-8-2017

Section 4 - 39

District Southeast

Dollars in Thousands



2018-2022 Highway and Bridge Construction Schedule

Construction contingency applied to construction cost in the year the project is awarded.

Three percent project growth factor compounded annually is applied to right-of-way and construction costs in program years 2, 3, 4, and 5.

No inflation is applied to the Funding From Other Sources (FFOS) or Payments.

Engineering includes PE costs, CE costs and R/W incidentals.

						STATE FISCAL YEAR PROJECT BUDGETING					
						Prior Prog.	7/2017- 6/2018	7/2018- 6/2019	7/2019- 6/2020	7/2020- 6/2021	7/2021- 6/2022
County:	Ste. Genevieve	Job Order Contracting for asphalt pavement repair from the Jefferson County line to Rte. 60 in Scott County and all of I-57 in Missouri.				Engineering:	0	14	0	0	0
Route:	IS 55					R/W:	0	0	0	0	0
Job No.:	013004T					Construction:	0	125	0	0	0
Length:	121.11	MPO:	Y			FFOS:	0	0	0	0	0
Fund Cat:	Statewide Interstate And Major Bridge	AC-State:	124	State:	15	Local:	0				
Sec Cat:	Preventive Maint	Awd Date:	Spring 18	Anticipated Fed Cat:	NHPP	Payments:	0	0	0	0	0
TIP #:		Future Cost:	0	Estimate Total:	139						
County:	Ste. Genevieve	Pavement improvements from Jefferson County to Rte. M.				Engineering:	0	2	150	1,177	0
Route:	IS 55					R/W:	0	0	0	0	0
Job No.:	913310					Construction:	0	0	0	14,335	0
Length:	21.27	MPO:	N			FFOS:	0	0	0	0	0
Fund Cat:	Taking Care Of System	AC-State:	14,097	State:	1,567	Local:	0				
Sec Cat:	Thin Lift Overlay	Awd Date:	2020	Anticipated Fed Cat:	NHPP	Payments:	0	0	0	0	0
TIP #:		Future Cost:	0	Estimate Total:	15,664						
County:	Ste. Genevieve	Pavement improvements south of Rte. OO to north of Rte. 177.				Engineering:	50	50	566	0	0
Route:	US 61					R/W:	0	0	0	0	0
Job No.:	9P3233					Construction:	0	0	6,995	0	0
Length:	61.99	MPO:	Y			FFOS:	0	0	0	0	0
Fund Cat:	Taking Care Of System	Fed:	6,089	State:	1,522	Local:	0				
Sec Cat:	Thin Lift Overlay	Awd Date:	2019	Anticipated Fed Cat:	STBG	Payments:	0	0	0	0	0
TIP #:		Future Cost:	0	Estimate Total:	7,661						
County:	Ste. Genevieve	Pavement improvements from Rte. T to Rte. OO.				Engineering:	10	62	0	0	0
Route:	RT DD					R/W:	0	0	0	0	0
Job No.:	9S3234					Construction:	0	707	0	0	0
Length:	9.78	MPO:	Y			FFOS:	0	0	0	0	0
Fund Cat:	Taking Care Of System	Fed:	615	State:	154	Local:	0				
Sec Cat:	Thin Lift Overlay	Awd Date:	Winter 18	Anticipated Fed Cat:	STBG	Payments:	0	0	0	0	0
TIP #:		Future Cost:	0	Estimate Total:	779						
County:	Ste. Genevieve	Pavement improvements from Rte. M to end of state maintenance.				Engineering:	0	10	54	0	0
Route:	RT N					R/W:	0	0	0	0	0
Job No.:	9S3432					Construction:	0	0	655	0	0
Length:	10.68	MPO:	N			FFOS:	0	0	0	0	0
Fund Cat:	Taking Care Of System	AC-State:	575	State:	144	Local:	0				
Sec Cat:	Thin Lift Overlay	Awd Date:	2019	Anticipated Fed Cat:	STBG	Payments:	0	0	0	0	0
TIP #:		Future Cost:	0	Estimate Total:	719						

* Subject to the approval of the Transportation Improvement Program by the governing Metropolitan Planning Organization.



2018-2022 Highway and Bridge Construction Schedule

Transportation Planning

P.O. Box 270
Jefferson City, MO 65102

Construction contingency applied to construction cost in the year the project is awarded.

Three percent project growth factor compounded annually is applied to right-of-way and construction costs in program years 2, 3, 4, and 5.

No inflation is applied to the Funding From Other Sources (FFOS) or Payments.

Engineering includes PE costs, CE costs and R/W incidentals.

Construction contingency applied to construction cost in the year the project is awarded. Three percent project growth factor compounded annually is applied to right-of-way and construction costs in program years 2, 3, 4, and 5. No inflation is applied to the Funding From Other Sources (FFOS) or Payments. Engineering includes PE costs, CE costs and R/W incidentals.										STATE FISCAL YEAR PROJECT BUDGETING					
										Prior Prog.	7/2017- 6/2018	7/2018- 6/2019	7/2019- 6/2020	7/2020- 6/2021	7/2021- 6/2022
County: Ste. Genevieve Route: RT Z Job No.: 9S3397 Length: 4.32 MPO: N Fund Cat: Taking Care Of System Sec Cat: Thin Lift Overlay TIP #: Awd Date: 2020 Future Cost: 0	Pavement improvements from Rte. N to Rte. 61. AC-State: 429 State: 107 Local: 0 Anticipated Fed Cat: STBG Estimate Total: 536				Engineering: 0 R/W: 0 Construction: 0 FFOS: 0 Payments: 0	5 0 0 0 0	5 0 0 0 0	37 0 489 0 0	0 0 0 0 0	0 0 0 0 0					
County: Stoddard Route: MO 114 Job No.: 9S3287 Length: 7.96 MPO: N Fund Cat: Taking Care Of System Sec Cat: Thin Lift Overlay TIP #: Awd Date: 2019 Future Cost: 0	Pavement improvements from Rte. 60 to Rte. 61. Fed: 1,422 State: 356 Local: 0 Anticipated Fed Cat: STBG Estimate Total: 1,785				Engineering: 7 R/W: 0 Construction: 0 FFOS: 0 Payments: 0	8 0 0 0 0	141 0 1,629 0 0	0 0 0 0 0	0 0 0 0 0	0 0 0 0 0					
County: Stoddard Route: MO 153 Job No.: 9S3257 Length: 47.02 MPO: N Fund Cat: Taking Care Of System Sec Cat: Thin Lift Overlay TIP #: Awd Date: 2019 Future Cost: 0	Pavement improvements from Rte. 60 to Rte. 25. Fed: 2,844 State: 710 Local: 0 Anticipated Fed Cat: STBG Estimate Total: 3,574				Engineering: 20 R/W: 0 Construction: 0 FFOS: 0 Payments: 0	20 0 0 0 0	272 0 3,262 0 0	0 0 0 0 0	0 0 0 0 0	0 0 0 0 0					
County: Stoddard Route: MO 25 Job No.: 9P3262 Length: 29.53 MPO: N Fund Cat: Taking Care Of System Sec Cat: Thin Lift Overlay TIP #: Awd Date: 2019 Future Cost: 0	Pavement improvements from 0.1 mile south of Rte. O to Drake Street in Bernie. AC-State: 5,543 State: 1,386 Local: 0 Anticipated Fed Cat: STBG Estimate Total: 6,956				Engineering: 27 R/W: 0 Construction: 0 FFOS: 0 Payments: 0	54 0 0 0 0	523 0 6,352 0 0	0 0 0 0 0	0 0 0 0 0	0 0 0 0 0					
County: Stoddard Route: BU 60 Job No.: 9S3242 Length: 2.67 MPO: N Fund Cat: Taking Care Of System Sec Cat: Thin Lift Overlay TIP #: Awd Date: Winter 18 Future Cost: 0	Pavement improvements from Rte. AD to Rte. 25. AC-State: 890 State: 222 Local: 0 Anticipated Fed Cat: STBG Estimate Total: 1,115				Engineering: 3 R/W: 0 Construction: 0 FFOS: 0 Payments: 0	97 0 1,015 0 0	0 0 0 0 0	0 0 0 0 0	0 0 0 0 0	0 0 0 0 0					

* Subject to the approval of the Transportation Improvement Program by the governing Metropolitan Planning Organization.

Jun-8-2017

Section 4 - 41

District Southeast

Dollars in Thousands



2018-2022 Highway and Bridge Construction Schedule

Transportation Planning

P.O. Box 270
Jefferson City, MO 65102

Construction contingency applied to construction cost in the year the project is awarded.

Three percent project growth factor compounded annually is applied to right-of-way and construction costs in program years 2, 3, 4, and 5.

No inflation is applied to the Funding From Other Sources (FFOS) or Payments.

Engineering includes PE costs, CE costs and R/W incidentals.

Construction contingency applied to construction cost in the year the project is awarded. Three percent project growth factor compounded annually is applied to right-of-way and construction costs in program years 2, 3, 4, and 5. No inflation is applied to the Funding From Other Sources (FFOS) or Payments. Engineering includes PE costs, CE costs and R/W incidentals.											STATE FISCAL YEAR PROJECT BUDGETING						
											Prior Prog.	7/2017- 6/2018	7/2018- 6/2019	7/2019- 6/2020	7/2020- 6/2021	7/2021- 6/2022	
County: Stoddard	Pavement improvements from Rte. C to Rte. 25.										Engineering:	0	8	0	0	0	0
Route: MO 91											R/W:	0	0	0	0	0	0
Job No.: 9P3349											Construction:	0	50	0	0	0	0
Length: 0.30	MPO: N											FFOS:	0	0	0	0	0
Fund Cat: Taking Care Of System	AC-State: 46 State: 12 Local: 0										Payments:	0	0	0	0	0	
Sec Cat: Thin Lift Overlay	Awd Date: Fall 17	Anticipated Fed Cat: STBG															
TIP #:	Future Cost: 0 Estimate Total: 58																
County: Stoddard	Bridge improvements over Drainage Ditch No. 33. Project involves bridge S0769.										Engineering:	5	5	7	37	0	0
Route: MO 91											R/W:	0	0	8	0	0	0
Job No.: 9S3263											Construction:	0	0	0	330	0	0
Length: 0.11	MPO: N											FFOS:	0	0	0	0	0
Fund Cat: Taking Care Of System	Fed: 310 State: 77 Local: 0										Payments:	0	0	0	0	0	
Sec Cat: Rehab And Reconst	Awd Date: 2020	Anticipated Fed Cat: NHPP															
TIP #:	Future Cost: 0 Estimate Total: 392																
County: Stoddard	Bridge improvements over Drainage Ditch No. 34. Project involves bridge S0770.										Engineering:	5	5	7	37	0	0
Route: MO 91											R/W:	0	0	8	0	0	0
Job No.: 9S3264											Construction:	0	0	0	330	0	0
Length: 0.11	MPO: N											FFOS:	0	0	0	0	0
Fund Cat: Taking Care Of System	Fed: 310 State: 77 Local: 0										Payments:	0	0	0	0	0	
Sec Cat: Rehab And Reconst	Awd Date: 2020	Anticipated Fed Cat: NHPP															
TIP #:	Future Cost: 0 Estimate Total: 392																
County: Stoddard	Pavement improvements from Rte. 25 north to Rte. 25 south.										Engineering:	1	23	0	0	0	0
Route: RT AA											R/W:	0	0	0	0	0	0
Job No.: 9S3272											Construction:	0	252	0	0	0	0
Length: 2.19	MPO: N											FFOS:	0	0	0	0	0
Fund Cat: Taking Care Of System	AC-State: 221 State: 54 Local: 0										Payments:	0	0	0	0	0	
Sec Cat: Thin Lift Overlay	Awd Date: Fall 17	Anticipated Fed Cat: STBG															
TIP #:	Future Cost: 0 Estimate Total: 276																
County: Stoddard	Pavement improvements from Rte. 25 to Rte. 153.										Engineering:	0	2	2	10	77	0
Route: RT D											R/W:	0	0	0	0	0	0
Job No.: 9S3436											Construction:	0	0	0	0	965	0
Length: 8.69	MPO: N											FFOS:	0	0	0	0	0
Fund Cat: Taking Care Of System	AC-State: 846 State: 210 Local: 0										Payments:	0	0	0	0	0	
Sec Cat: Thin Lift Overlay	Awd Date: 2021	Anticipated Fed Cat: STBG															
TIP #:	Future Cost: 0 Estimate Total: 1,056																

* Subject to the approval of the Transportation Improvement Program by the governing Metropolitan Planning Organization.

Jun-8-2017

Section 4 - 42

District Southeast

Dollars in Thousands



2018-2022 Highway and Bridge Construction Schedule

Transportation Planning

P.O. Box 270
Jefferson City, MO 65102

Construction contingency applied to construction cost in the year the project is awarded.

Three percent project growth factor compounded annually is applied to right-of-way and construction costs in program years 2, 3, 4, and 5.

No inflation is applied to the Funding From Other Sources (FFOS) or Payments.

Engineering includes PE costs, CE costs and R/W incidentals.

Construction contingency applied to construction cost in the year the project is awarded. Three percent project growth factor compounded annually is applied to right-of-way and construction costs in program years 2, 3, 4, and 5. No inflation is applied to the Funding From Other Sources (FFOS) or Payments. Engineering includes PE costs, CE costs and R/W incidentals.										STATE FISCAL YEAR PROJECT BUDGETING					
										Prior Prog.	7/2017- 6/2018	7/2018- 6/2019	7/2019- 6/2020	7/2020- 6/2021	7/2021- 6/2022
County: Stoddard Route: RT DD Job No.: 9S3275 Length: 0.12 MPO: N Fund Cat: Taking Care Of System Sec Cat: Rehab And Reconst Awd Date: Fall 18 Anticipated Fed Cat: NHPP TIP #: Future Cost: 0 Estimate Total: 634	Bridge improvements over Spring Creek. Project involves bridge P0056.				Engineering: 5 R/W: 0 Construction: 0 FFOS: 0 Payments: 0	22 6 539 0 0 0	62 0 0 0 0 0	0 0 0 0 0 0	0 0 0 0 0 0						
County: Stoddard Route: RT F Job No.: 9S3346 Length: 6.66 MPO: N Fund Cat: Taking Care Of System Sec Cat: Thin Lift Overlay Awd Date: 2020 Anticipated Fed Cat: STBG TIP #: Future Cost: 0 Estimate Total: 445	Pavement improvements from Rte. J to Rte. 60.				Engineering: 0 R/W: 0 Construction: 0 FFOS: 0 Payments: 0	2 0 0 0 0 0	5 0 0 0 0 0	31 0 407 0 0 0	0 0 0 0 0 0						
County: Stoddard Route: RT H Job No.: 9S3437 Length: 17.76 MPO: N Fund Cat: Taking Care Of System Sec Cat: Thin Lift Overlay Awd Date: 2020 Anticipated Fed Cat: STBG TIP #: Future Cost: 0 Estimate Total: 1,262	Pavement improvements from Rte. 25 to Rte. J.				Engineering: 0 R/W: 0 Construction: 0 FFOS: 0 Payments: 0	2 0 0 0 0 0	10 0 0 0 0 0	97 0 1,153 0 0 0	0 0 0 0 0 0						
County: Stoddard Route: RT J Job No.: 9S3354 Length: 19.07 MPO: N Fund Cat: Taking Care Of System Sec Cat: Preventive Maint Awd Date: Winter 18 Anticipated Fed Cat: STBG TIP #: Future Cost: 0 Estimate Total: 565	Pavement improvements from Rte. T to Rte. E.				Engineering: 0 R/W: 0 Construction: 0 FFOS: 0 Payments: 0	50 0 515 0 0 0	0 0 0 0 0 0	0 0 0 0 0 0	0 0 0 0 0 0						
County: Stoddard Route: RT K Job No.: 9S3274 Length: 0.11 MPO: N Fund Cat: Taking Care Of System Sec Cat: Rehab And Reconst Awd Date: Winter 18 Anticipated Fed Cat: NHPP TIP #: Future Cost: 0 Estimate Total: 527	Bridge improvements over Wolf Creek Drainage Ditch. Project involves bridge P0389.				Engineering: 16 R/W: 0 Construction: 0 FFOS: 0 Payments: 0	92 6 413 0 0 0	0 0 0 0 0 0	0 0 0 0 0 0	0 0 0 0 0 0						

* Subject to the approval of the Transportation Improvement Program by the governing Metropolitan Planning Organization.

Jun-8-2017

Section 4 - 43

District Southeast

Dollars in Thousands



2018-2022 Highway and Bridge Construction Schedule

Construction contingency applied to construction cost in the year the project is awarded.

Three percent project growth factor compounded annually is applied to right-of-way and construction costs in program years 2, 3, 4, and 5.

No inflation is applied to the Funding From Other Sources (FFOS) or Payments.

Engineering includes PE costs, CE costs and R/W incidentals.

Construction contingency applied to construction cost in the year the project is awarded. Three percent project growth factor compounded annually is applied to right-of-way and construction costs in program years 2, 3, 4, and 5. No inflation is applied to the Funding From Other Sources (FFOS) or Payments. Engineering includes PE costs, CE costs and R/W incidentals.										STATE FISCAL YEAR PROJECT BUDGETING					
										Prior Prog.	7/2017- 6/2018	7/2018- 6/2019	7/2019- 6/2020	7/2020- 6/2021	7/2021- 6/2022
County: Stoddard Route: RT N Job No.: 9S3268 Length: 0.13 MPO: N Fund Cat: Taking Care Of System Sec Cat: Rehab And Reconst Awd Date: Winter 18 Anticipated Fed Cat: NHPP TIP #: Future Cost: 0 Estimate Total: 547	Bridge improvements over Drainage Ditch No. 30. Project involves bridge N0381.		Engineering:	26	119	0	0	0	0						
			R/W:	0	6	0	0	0	0						
			Construction:	0	396	0	0	0	0						
			FFOS:	0	0	0	0	0	0						
			Payments:	0	0	0	0	0	0						
County: Stoddard Route: RT O Job No.: 9S3430 Length: 7.07 MPO: N Fund Cat: Taking Care Of System Sec Cat: Thin Lift Overlay Awd Date: 2021 Anticipated Fed Cat: STBG TIP #: Future Cost: 0 Estimate Total: 730	Pavement improvements from Rte. 25 to Rte. P.		Engineering:	0	2	2	10	52	0						
			R/W:	0	0	0	0	0	0						
			Construction:	0	0	0	0	664	0						
			FFOS:	0	0	0	0	0	0						
			Payments:	0	0	0	0	0	0						
County: Stoddard Route: RT P Job No.: 9S3269 Length: 0.12 MPO: N Fund Cat: Taking Care Of System Sec Cat: Rehab And Reconst Awd Date: Fall 17 Anticipated Fed Cat: STBG TIP #: Future Cost: 0 Estimate Total: 597	Bridge improvements over Drainage Ditch No. 34. Project involves bridge R0184.		Engineering:	20	66	0	0	0	0						
			R/W:	0	6	0	0	0	0						
			Construction:	0	505	0	0	0	0						
			FFOS:	0	0	0	0	0	0						
			Payments:	0	0	0	0	0	0						
County: Stoddard Route: RT T Job No.: 9S3270 Length: 0.11 MPO: N Fund Cat: Taking Care Of System Sec Cat: Rehab And Reconst Awd Date: Fall 18 Anticipated Fed Cat: NHPP TIP #: Future Cost: 0 Estimate Total: 507	Bridge improvements over Turkey Creek. Project involves bridge L0738.		Engineering:	5	17	51	0	0	0						
			R/W:	0	6	0	0	0	0						
			Construction:	0	0	428	0	0	0						
			FFOS:	0	0	0	0	0	0						
			Payments:	0	0	0	0	0	0						
County: Stoddard Route: RT WW Job No.: 9S3396 Length: 0.05 MPO: N Fund Cat: Taking Care Of System Sec Cat: Rehab And Reconst Awd Date: 2022 Anticipated Fed Cat: NHPP TIP #: Future Cost: 0 Estimate Total: 672	Bridge improvement over Drainage Ditch No. 26. Project involves bridge N0433.		Engineering:	5	2	2	10	21	55						
			R/W:	0	0	0	0	0	0						
			Construction:	0	0	0	0	0	577						
			FFOS:	0	0	0	0	0	0						
			Payments:	0	0	0	0	0	0						

* Subject to the approval of the Transportation Improvement Program by the governing Metropolitan Planning Organization.



2018-2022 Highway and Bridge Construction Schedule

Transportation Planning

P.O. Box 270
Jefferson City, MO 65102

Construction contingency applied to construction cost in the year the project is awarded.

Three percent project growth factor compounded annually is applied to right-of-way and construction costs in program years 2, 3, 4, and 5.

No inflation is applied to the Funding From Other Sources (FFOS) or Payments.

Engineering includes PE costs, CE costs and R/W incidentals.

Construction contingency applied to construction cost in the year the project is awarded. Three percent project growth factor compounded annually is applied to right-of-way and construction costs in program years 2, 3, 4, and 5. No inflation is applied to the Funding From Other Sources (FFOS) or Payments. Engineering includes PE costs, CE costs and R/W incidentals.							STATE FISCAL YEAR PROJECT BUDGETING						
							Prior Prog.	7/2017- 6/2018	7/2018- 6/2019	7/2019- 6/2020	7/2020- 6/2021	7/2021- 6/2022	
County: Stoddard Route: RT WW Job No.: 9S3398 Length: 8.68 MPO: N Fund Cat: Taking Care Of System Sec Cat: Thin Lift Overlay Awd Date: 2020 Anticipated Fed Cat: STBG TIP #: Future Cost: 0 Estimate Total: 569	Pavement improvements from Rte. J to Rte. 60.						Engineering:	0	5	5	39	0	0
							R/W:	0	0	0	0	0	0
							Construction:	0	0	0	520	0	0
							FFOS:	0	0	0	0	0	0
							Payments:	0	0	0	0	0	0
County: Stoddard Route: RT Y Job No.: 9S3251 Length: 20.12 MPO: N Fund Cat: Taking Care Of System Sec Cat: Thin Lift Overlay Awd Date: Winter 18 Anticipated Fed Cat: STBG TIP #: Future Cost: 0 Estimate Total: 1,937	Pavement improvements from 2.4 miles east of Rte. 25 to 0.4 mile west of Rte. 61.						Engineering:	10	163	0	0	0	
							R/W:	0	0	0	0	0	0
							Construction:	0	1,764	0	0	0	0
							FFOS:	0	0	0	0	0	0
							Payments:	0	0	0	0	0	0
County: Stoddard Route: RT Z Job No.: 9S3224 Length: 0.77 MPO: N Fund Cat: Taking Care Of System Sec Cat: Rehab And Reconst Awd Date: 2020 Anticipated Fed Cat: NHPP TIP #: Future Cost: 0 Estimate Total: 1,663	Bridge improvements over Drainage Ditch No. 4, Main Drainage Ditch and Little River Drainage Ditches. Project Involves bridges P0443, N0285, N0286 and N0287.						Engineering:	20	20	23	134	0	
							R/W:	0	0	10	0	0	0
							Construction:	0	0	0	1,456	0	0
							FFOS:	0	0	0	0	0	0
							Payments:	0	0	0	0	0	0
County: Stoddard Route: RT Z Job No.: 9S3366 Length: 0.20 MPO: N Fund Cat: Taking Care Of System Sec Cat: Rehab And Reconst Awd Date: 2020 Anticipated Fed Cat: NHPP TIP #: Future Cost: 0 Estimate Total: 557	Bridge improvements over Drainage Ditch No. 7. Project involves bridge P0445.						Engineering:	0	15	17	46	0	
							R/W:	0	0	7	0	0	0
							Construction:	0	0	0	472	0	0
							FFOS:	0	0	0	0	0	0
							Payments:	0	0	0	0	0	0
County: Texas Route: MO 17 Job No.: 9P3212 Length: 0.20 MPO: N Fund Cat: Taking Care Of System Sec Cat: Rehab And Reconst Awd Date: 2020 Anticipated Fed Cat: NHPP TIP #: Future Cost: 0 Estimate Total: 2,151	Bridge improvements over Big Creek. Project involves bridge J0617.						Engineering:	20	40	41	193	0	
							R/W:	0	0	15	0	0	0
							Construction:	0	0	0	1,842	0	0
							FFOS:	0	0	0	0	0	0
							Payments:	0	0	0	0	0	0

* Subject to the approval of the Transportation Improvement Program by the governing Metropolitan Planning Organization.

Jun-8-2017

Section 4 - 45

District Southeast

Dollars in Thousands



2018-2022 Highway and Bridge Construction Schedule

Transportation Planning

P.O. Box 270
Jefferson City, MO 65102

Construction contingency applied to construction cost in the year the project is awarded.

Three percent project growth factor compounded annually is applied to right-of-way and construction costs in program years 2, 3, 4, and 5.

No inflation is applied to the Funding From Other Sources (FFOS) or Payments.

Engineering includes PE costs, CE costs and R/W incidentals.

Construction contingency applied to construction cost in the year the project is awarded. Three percent project growth factor compounded annually is applied to right-of-way and construction costs in program years 2, 3, 4, and 5. No inflation is applied to the Funding From Other Sources (FFOS) or Payments. Engineering includes PE costs, CE costs and R/W incidentals.											STATE FISCAL YEAR PROJECT BUDGETING					
											Prior Prog.	7/2017- 6/2018	7/2018- 6/2019	7/2019- 6/2020	7/2020- 6/2021	7/2021- 6/2022
County: Texas Route: MO 32 Job No.: 9P3410 Length: 6.58 MPO: N Fund Cat: Taking Care Of System Sec Cat: Thin Lift Overlay Awd Date: Spring 18 TIP #: Future Cost: 0 Estimate Total: 733	Pavement improvements from Rte. 17 to Laclede County line.					Engineering: 0	66	0	0	0	0					
						R/W: 0	0	0	0	0	0					
						Construction: 0	667	0	0	0	0					
						FFOS: 0	0	0	0	0	0					
						Payments: 0	0	0	0	0	0					
County: Texas Route: MO 32 Job No.: 9P3446 Length: 16.36 MPO: N Fund Cat: Taking Care Of System Sec Cat: Thin Lift Overlay Awd Date: 2020 TIP #: Future Cost: 0 Estimate Total: 1,558	Pavement improvements from Rte.17 to Rte. 63.					Engineering: 0	2	20	112	0	0					
						R/W: 0	0	0	0	0	0					
						Construction: 0	0	0	1,424	0	0					
						FFOS: 0	0	0	0	0	0					
						Payments: 0	0	0	0	0	0					
County: Texas Route: US 60 Job No.: 9P3120 Length: 11.94 MPO: N Fund Cat: Taking Care Of System Sec Cat: Thin Lift Overlay Awd Date: 2019 TIP #: Future Cost: 0 Estimate Total: 2,344	Pavement improvements in the westbound lanes from Rte. 95 to Rte. 60/63 interchange.					Engineering: 20	10	174	0	0	0					
						R/W: 0	0	0	0	0	0					
						Construction: 0	0	2,140	0	0	0					
						FFOS: 0	0	0	0	0	0					
						Payments: 0	0	0	0	0	0					
County: Texas Route: BU 60 Job No.: 9S3445 Length: 3.33 MPO: N Fund Cat: Taking Care Of System Sec Cat: Thin Lift Overlay Awd Date: 2020 TIP #: Future Cost: 0 Estimate Total: 919	Pavement improvements from Rte. 63 to Rte. 60.					Engineering: 0	2	10	68	0	0					
						R/W: 0	0	0	0	0	0					
						Construction: 0	0	0	839	0	0					
						FFOS: 0	0	0	0	0	0					
						Payments: 0	0	0	0	0	0					
County: Texas Route: US 63 Job No.: 9P2243 Length: 10.84 MPO: N Fund Cat: Taking Care Of System Sec Cat: Thin Lift Overlay Awd Date: 2019 TIP #: Future Cost: 0 Estimate Total: 3,079	Pavement improvements from Rte. 32 near Licking to Rte. E.					Engineering: 35	1	199	0	0	0					
						R/W: 0	0	0	0	0	0					
						Construction: 0	0	2,844	0	0	0					
						FFOS: 0	0	0	0	0	0					
						Payments: 0	0	0	0	0	0					

* Subject to the approval of the Transportation Improvement Program by the governing Metropolitan Planning Organization.

Jun-8-2017

Section 4 - 46

District Southeast

Dollars in Thousands



2018-2022 Highway and Bridge Construction Schedule

Transportation Planning

P.O. Box 270
Jefferson City, MO 65102

Construction contingency applied to construction cost in the year the project is awarded.

Three percent project growth factor compounded annually is applied to right-of-way and construction costs in program years 2, 3, 4, and 5.

No inflation is applied to the Funding From Other Sources (FFOS) or Payments.

Engineering includes PE costs, CE costs and R/W incidentals.

Construction contingency applied to construction cost in the year the project is awarded. Three percent project growth factor compounded annually is applied to right-of-way and construction costs in program years 2, 3, 4, and 5. No inflation is applied to the Funding From Other Sources (FFOS) or Payments. Engineering includes PE costs, CE costs and R/W incidentals.							STATE FISCAL YEAR PROJECT BUDGETING						
							Prior Prog.	7/2017- 6/2018	7/2018- 6/2019	7/2019- 6/2020	7/2020- 6/2021	7/2021- 6/2022	
County: Texas	Pavement improvements from Rte. U to Rte. 60 in Cabool.						Engineering:	10	5	70	0	0	0
Route: US 63							R/W:	0	0	0	0	0	0
Job No.: 9P3117							Construction:	0	0	899	0	0	0
Length: 3.27	MPO: N							FFOS:	0	0	0	0	0
Fund Cat: Taking Care Of System	AC-State: 779 State: 195 Local: 0						Payments:	0	0	0	0	0	
Sec Cat: Thin Lift Overlay	Awd Date: Fall 18	Anticipated Fed Cat: NHPP											
TIP #:	Future Cost: 0 Estimate Total: 984												
County: Texas	Pavement improvements from Cleveland Road to Rte. U.						Engineering:	0	2	2	344	64	0
Route: US 63							R/W:	0	0	0	0	0	0
Job No.: 9P3370							Construction:	0	0	0	3,712	0	0
Length: 13.46	MPO: N							FFOS:	0	0	0	0	0
Fund Cat: Taking Care Of System	AC-State: 3,300 State: 824 Local: 0						Payments:	0	0	0	0	0	
Sec Cat: Thin Lift Overlay	Awd Date: 2020	Anticipated Fed Cat: NHPP											
TIP #:	Future Cost: 0 Estimate Total: 4,124												
County: Texas	Pavement improvements from Rte. 63 to Rte. 137.						Engineering:	0	17	0	0	0	0
Route: RT B							R/W:	0	0	0	0	0	0
Job No.: 9S3355							Construction:	0	177	0	0	0	0
Length: 5.80	MPO: N							FFOS:	0	0	0	0	0
Fund Cat: Taking Care Of System	AC-State: 156 State: 38 Local: 0						Payments:	0	0	0	0	0	
Sec Cat: Preventive Maint	Awd Date: Winter 18	Anticipated Fed Cat: STBG											
TIP #:	Future Cost: 0 Estimate Total: 194												
County: Texas	Pavement improvements from Rte. 63 to end of state maintenance.						Engineering:	0	2	2	6	0	0
Route: RT F							R/W:	0	0	0	0	0	0
Job No.: 9S3415							Construction:	0	0	0	53	0	0
Length: 0.31	MPO: N							FFOS:	0	0	0	0	0
Fund Cat: Taking Care Of System	AC-State: 50 State: 13 Local: 0						Payments:	0	0	0	0	0	
Sec Cat: Thin Lift Overlay	Awd Date: 2020	Anticipated Fed Cat: STBG											
TIP #:	Future Cost: 0 Estimate Total: 63												
County: Texas	Pavement improvements from Rte. 38 to end of state maintenance.						Engineering:	0	2	10	69	0	0
Route: RT MM							R/W:	0	0	0	0	0	0
Job No.: 9S3416							Construction:	0	0	0	887	0	0
Length: 12.40	MPO: N							FFOS:	0	0	0	0	0
Fund Cat: Taking Care Of System	AC-State: 776 State: 192 Local: 0						Payments:	0	0	0	0	0	
Sec Cat: Thin Lift Overlay	Awd Date: 2020	Anticipated Fed Cat: STBG											
TIP #:	Future Cost: 0 Estimate Total: 968												

* Subject to the approval of the Transportation Improvement Program by the governing Metropolitan Planning Organization.

Jun-8-2017

Section 4 - 47

District Southeast

Dollars in Thousands



2018-2022 Highway and Bridge Construction Schedule

Transportation Planning

P.O. Box 270
Jefferson City, MO 65802

Construction contingency applied to construction cost in the year the project is awarded.

Three percent project growth factor compounded annually is applied to right-of-way and construction costs in program years 2, 3, 4, and 5.

No inflation is applied to the Funding From Other Sources (FFOS) or Payments.

Engineering includes PE costs, CE costs and R/W incidentals.

Construction contingency applied to construction cost in the year the project is awarded. Three percent project growth factor compounded annually is applied to right-of-way and construction costs in program years 2, 3, 4, and 5. No inflation is applied to the Funding From Other Sources (FFOS) or Payments. Engineering includes PE costs, CE costs and R/W incidentals.										STATE FISCAL YEAR PROJECT BUDGETING					
										Prior Prog.	7/2017- 6/2018	7/2018- 6/2019	7/2019- 6/2020	7/2020- 6/2021	7/2021- 6/2022
County: Various Route: Various Job No.: 0P3019J Length: 0.00 MPO: N Fund Cat: Safety Sec Cat: Safety TIP #:	Safety projects at various locations in the Southeast District. \$1,662,000 from Statewide Open Container funds.					Fed: 1,645 State: 183 Local: 0	Engineering:	0	0	116	0	0	0		
							R/W:	0	0	0	0	0	0		
							Construction:	0	0	1,712	0	0	0		
							FFOS:	0	0	1,662	0	0	0		
							Payments:	0	0	0	0	0	0		
County: Various Route: Various Job No.: 0P3020J Length: 0.00 MPO: N Fund Cat: Safety Sec Cat: Safety TIP #:	Safety projects at various locations in the Southeast District. \$2,109,000 from Statewide Open Container funds.					Fed: 2,146 State: 239 Local: 0	Engineering:	0	0	0	148	0	0		
							R/W:	0	0	0	0	0	0		
							Construction:	0	0	0	2,237	0	0		
							FFOS:	0	0	0	2,109	0	0		
							Payments:	0	0	0	0	0	0		
County: Various Route: Various Job No.: 0P3021J Length: 0.00 MPO: N Fund Cat: Safety Sec Cat: Safety TIP #:	Safety projects at various locations in the Southeast District. \$1,843,000 from Statewide Open Container funds.					Fed: 1,929 State: 214 Local: 0	Engineering:	0	0	0	0	129	0		
							R/W:	0	0	0	0	0	0		
							Construction:	0	0	0	0	2,014	0		
							FFOS:	0	0	0	0	1,843	0		
							Payments:	0	0	0	0	0	0		
County: Various Route: Various Job No.: 0P3022J Length: 0.00 MPO: N Fund Cat: Safety Sec Cat: Safety TIP #:	Safety projects at various locations in the Southeast District. \$1,843,000 from Statewide Open Container funds.					Fed: 1,983 State: 220 Local: 0	Engineering:	0	0	0	0	0	129		
							R/W:	0	0	0	0	0	0		
							Construction:	0	0	0	0	0	2,074		
							FFOS:	0	0	0	0	0	1,843		
							Payments:	0	0	0	0	0	0		
County: Various Route: Various Job No.: 0S3019J Length: 0.00 MPO: N Fund Cat: Taking Care Of System Sec Cat: N- Ada Trans TIP #:	ADA Transition Plan improvements at various locations in the Southeast District. \$1,361,000 from Statewide Transportation Alternatives funds.					Fed: 1,122 State: 280 Local: 0	Engineering:	0	0	0	0	0	0		
							R/W:	0	0	0	0	0	0		
							Construction:	0	0	1,402	0	0	0		
							FFOS:	0	0	1,361	0	0	0		
							Payments:	0	0	0	0	0	0		

* Subject to the approval of the Transportation Improvement Program by the governing Metropolitan Planning Organization.

Jun-8-2017

Section 4 - 48

District Southeast

Dollars in Thousands



2018-2022 Highway and Bridge Construction Schedule

Construction contingency applied to construction cost in the year the project is awarded.

Three percent project growth factor compounded annually is applied to right-of-way and construction costs in program years 2, 3, 4, and 5.

No inflation is applied to the Funding From Other Sources (FFOS) or Payments.

Engineering includes PE costs, CE costs and R/W incidentals.

Construction contingency applied to construction cost in the year the project is awarded. Three percent project growth factor compounded annually is applied to right-of-way and construction costs in program years 2, 3, 4, and 5. No inflation is applied to the Funding From Other Sources (FFOS) or Payments. Engineering includes PE costs, CE costs and R/W incidentals.													STATE FISCAL YEAR PROJECT BUDGETING					
													Prior Prog.	7/2017- 6/2018	7/2018- 6/2019	7/2019- 6/2020	7/2020- 6/2021	7/2021- 6/2022
County: Various Route: Various Job No.: 0S3020J Length: 0.00 MPO: N Fund Cat: Taking Care Of System Sec Cat: N- Ada Trans Awd Date: 2020 Anticipated Fed Cat: STBG TIP #: Future Cost: 0 Estimate Total: 1,337	ADA Transition Plan improvements at various locations in the Southeast District. \$1,182,000 from Statewide Transportation Alternatives funds.					Engineering:	0	0	0	83	0	0						
						R/W:	0	0	0	0	0	0						
						Construction:	0	0	0	1,254	0	0						
						FFOS:	0	0	0	1,182	0	0						
						Payments:	0	0	0	0	0	0						
County: Various Route: Various Job No.: 0S3021J Length: 0.00 MPO: N Fund Cat: Taking Care Of System Sec Cat: N- Ada Trans Awd Date: 2021 Anticipated Fed Cat: STBG TIP #: Future Cost: 0 Estimate Total: 1,543	ADA Transition Plan improvements at various locations in the Southeast District. \$1,327,000 from Statewide Transportation Alternatives funds.					Engineering:	0	0	0	0	93	0						
						R/W:	0	0	0	0	0	0						
						Construction:	0	0	0	0	1,450	0						
						FFOS:	0	0	0	0	1,327	0						
						Payments:	0	0	0	0	0	0						
County: Various Route: Various Job No.: 0S3022J Length: 0.00 MPO: N Fund Cat: Taking Care Of System Sec Cat: N- Ada Trans Awd Date: 2022 Anticipated Fed Cat: STBG TIP #: Future Cost: 0 Estimate Total: 1,587	ADA Transition Plan improvements at various locations in the Southeast District. \$1,327,000 from Statewide Transportation Alternatives funds.					Engineering:	0	0	0	0	0	93						
						R/W:	0	0	0	0	0	0						
						Construction:	0	0	0	0	0	1,494						
						FFOS:	0	0	0	0	0	1,327						
						Payments:	0	0	0	0	0	0						
County: Various Route: Various Job No.: 9P3074 Length: 0.00 MPO: N Fund Cat: Taking Care Of System Sec Cat: Routine Maintenance Awd Date: Spring 18 Anticipated Fed Cat: STBG TIP #: Future Cost: 0 Estimate Total: 270	Job Order Contracting for guard cable and guardrail repair at various locations in the Southeast District.					Engineering:	1	19	0	0	0	0						
						R/W:	0	0	0	0	0	0						
						Construction:	0	250	0	0	0	0						
						FFOS:	0	0	0	0	0	0						
						Payments:	0	0	0	0	0	0						
County: Various Route: Various Job No.: 9P3289 Length: 0.00 MPO: N Fund Cat: Taking Care Of System Sec Cat: Routine Maintenance Awd Date: 2019 Anticipated Fed Cat: STBG TIP #: Future Cost: 0 Estimate Total: 277	Job Order Contracting for guard cable and guardrail repair at various locations in the Southeast District.					Engineering:	0	0	19	0	0	0						
						R/W:	0	0	0	0	0	0						
						Construction:	0	0	258	0	0	0						
						FFOS:	0	0	0	0	0	0						
						Payments:	0	0	0	0	0	0						

* Subject to the approval of the Transportation Improvement Program by the governing Metropolitan Planning Organization.



2018-2022 Highway and Bridge Construction Schedule

Transportation Planning

P.O. Box 270
Jefferson City, MO 65102

Construction contingency applied to construction cost in the year the project is awarded.

Three percent project growth factor compounded annually is applied to right-of-way and construction costs in program years 2, 3, 4, and 5.

No inflation is applied to the Funding From Other Sources (FFOS) or Payments.

Engineering includes PE costs, CE costs and R/W incidentals.

Construction contingency applied to construction cost in the year the project is awarded. Three percent project growth factor compounded annually is applied to right-of-way and construction costs in program years 2, 3, 4, and 5. No inflation is applied to the Funding From Other Sources (FFOS) or Payments. Engineering includes PE costs, CE costs and R/W incidentals.							STATE FISCAL YEAR PROJECT BUDGETING						
							Prior Prog.	7/2017- 6/2018	7/2018- 6/2019	7/2019- 6/2020	7/2020- 6/2021	7/2021- 6/2022	
County: Wayne	Pavement improvements from Rte. 49 to end of state maintenance. \$573,000 from District						Engineering:	0	44	0	0	0	0
Route: MO 172	Maintenance.						R/W:	0	0	0	0	0	0
Job No.: 9S3344							Construction:	0	573	0	0	0	0
Length: 8.81	MPO: N						FFOS:	0	573	0	0	0	0
Fund Cat: Taking Care Of System			AC-State: 493	State: 124	Local: 0		Payments:	0	0	0	0	0	0
Sec Cat: Thin Lift Overlay	Awd Date: Winter 18	Anticipated Fed Cat: STBG											
TIP #:	Future Cost: 0		Estimate Total: 617										
County: Wayne	Bridge improvements over Black River. Project involves bridge J0935.						Engineering:	50	50	100	105	606	0
Route: MO 34							R/W:	0	0	0	233	0	0
Job No.: 9P3218							Construction:	0	0	0	0	5,869	0
Length: 0.21	MPO: N						FFOS:	0	0	0	0	0	0
Fund Cat: Taking Care Of System			Fed: 5,570	State: 1,393	Local: 0		Payments:	0	0	0	0	0	0
Sec Cat: Rehab And Reconst	Awd Date: 2021	Anticipated Fed Cat: NHPP											
TIP #:	Future Cost: 0		Estimate Total: 7,013										
County: Wayne	Bridge improvements over St. Francis River. Project involves bridge F0111.						Engineering:	5	2	2	10	40	167
Route: MO 34							R/W:	0	0	0	0	0	0
Job No.: 9P3380							Construction:	0	0	0	0	0	1,644
Length: 0.21	MPO: N						FFOS:	0	0	0	0	0	0
Fund Cat: Taking Care Of System			Fed: 1,493	State: 372	Local: 0		Payments:	0	0	0	0	0	0
Sec Cat: Rehab And Reconst	Awd Date: 2022	Anticipated Fed Cat: NHPP											
TIP #:	Future Cost: 0		Estimate Total: 1,870										
County: Wayne	Bridge improvements over Black River. Project involves bridge R0374.						Engineering:	54	147	0	0	0	0
Route: MO 49							R/W:	0	4	0	0	0	0
Job No.: 9S3211							Construction:	0	674	0	0	0	0
Length: 0.20	MPO: N						FFOS:	0	0	0	0	0	0
Fund Cat: Taking Care Of System			Fed: 660	State: 165	Local: 0		Payments:	0	0	0	0	0	0
Sec Cat: Rehab And Reconst	Awd Date: Winter 18	Anticipated Fed Cat: NHPP											
TIP #:	Future Cost: 0		Estimate Total: 879										
County: Wayne	Pavement improvements from Rte. 34 to Rte. 67.						Engineering:	10	10	118	0	0	0
Route: MO 49							R/W:	0	0	0	0	0	0
Job No.: 9S3294							Construction:	0	0	1,389	0	0	0
Length: 22.36	MPO: N						FFOS:	0	0	0	0	0	0
Fund Cat: Taking Care Of System			Fed: 1,213	State: 304	Local: 0		Payments:	0	0	0	0	0	0
Sec Cat: Thin Lift Overlay	Awd Date: 2019	Anticipated Fed Cat: STBG											
TIP #:	Future Cost: 0		Estimate Total: 1,527										

* Subject to the approval of the Transportation Improvement Program by the governing Metropolitan Planning Organization.

Jun-8-2017

Section 4 - 50

District Southeast

Dollars in Thousands



2018-2022 Highway and Bridge Construction Schedule

Construction contingency applied to construction cost in the year the project is awarded.

Three percent project growth factor compounded annually is applied to right-of-way and construction costs in program years 2, 3, 4, and 5.

No inflation is applied to the Funding From Other Sources (FFOS) or Payments.

Engineering includes PE costs, CE costs and R/W incidentals.

Construction contingency applied to construction cost in the year the project is awarded. Three percent project growth factor compounded annually is applied to right-of-way and construction costs in program years 2, 3, 4, and 5. No inflation is applied to the Funding From Other Sources (FFOS) or Payments. Engineering includes PE costs, CE costs and R/W incidentals.							STATE FISCAL YEAR PROJECT BUDGETING						
							Prior Prog.	7/2017- 6/2018	7/2018- 6/2019	7/2019- 6/2020	7/2020- 6/2021	7/2021- 6/2022	
County: Wayne	Bridge improvements over Cedar Creek. Project involves bridges A0067 and A7532.						Engineering:	201	257	0	0	0	0
Route: US 67							R/W:	0	4	0	0	0	0
Job No.: 9P3064							Construction:	0	2,118	0	0	0	0
Length: 0.20	MPO: N							FFOS:	0	0	0	0	0
Fund Cat: Taking Care Of System	Fed: 1,903 State: 476 Local: 0						Payments:	0	0	0	0	0	0
Sec Cat: Rehab And Reconst	Awd Date: Spring 18	Anticipated Fed Cat: NHPP											
TIP #:	Future Cost: 0 Estimate Total: 2,580												
County: Wayne	Bridge improvements over Small Creek. Project involves bridge S0498.						Engineering:	5	2	2	29	81	0
Route: RT A							R/W:	0	0	0	0	0	0
Job No.: 9S3383							Construction:	0	0	0	0	812	0
Length: 0.02	MPO: N							FFOS:	0	0	0	0	0
Fund Cat: Taking Care Of System	Fed: 742 State: 184 Local: 0						Payments:	0	0	0	0	0	0
Sec Cat: Rehab And Reconst	Awd Date: 2021	Anticipated Fed Cat: NHPP											
TIP #:	Future Cost: 0 Estimate Total: 931												
County: Wayne	Pavement improvements from Rte. 34 to Rte. U.						Engineering:	0	2	2	4	40	0
Route: RT B							R/W:	0	0	0	0	0	0
Job No.: 9S3414							Construction:	0	0	0	0	510	0
Length: 7.60	MPO: N							FFOS:	0	0	0	0	0
Fund Cat: Taking Care Of System	AC-State: 447 State: 111 Local: 0						Payments:	0	0	0	0	0	0
Sec Cat: Thin Lift Overlay	Awd Date: 2021	Anticipated Fed Cat: STBG											
TIP #:	Future Cost: 0 Estimate Total: 558												
County: Wayne	Bridge improvements over Lake Creek. Project involves bridge N0156.						Engineering:	16	113	0	0	0	0
Route: RT FF							R/W:	0	4	0	0	0	0
Job No.: 9S3210							Construction:	0	756	0	0	0	0
Length: 0.20	MPO: N							FFOS:	0	0	0	0	0
Fund Cat: Taking Care Of System	Fed: 699 State: 174 Local: 0						Payments:	0	0	0	0	0	0
Sec Cat: Rehab And Reconst	Awd Date: Spring 18	Anticipated Fed Cat: NHPP											
TIP #:	Future Cost: 0 Estimate Total: 889												
County: Wayne	Bridge improvements over McKenzie Creek. Project involves bridge A0561.						Engineering:	20	151	0	0	0	0
Route: RT HH							R/W:	0	5	0	0	0	0
Job No.: 9S3217							Construction:	0	1,012	0	0	0	0
Length: 0.20	MPO: N							FFOS:	0	0	0	0	0
Fund Cat: Taking Care Of System	Fed: 935 State: 233 Local: 0						Payments:	0	0	0	0	0	0
Sec Cat: Rehab And Reconst	Awd Date: Spring 18	Anticipated Fed Cat: NHPP											
TIP #:	Future Cost: 0 Estimate Total: 1,188												

* Subject to the approval of the Transportation Improvement Program by the governing Metropolitan Planning Organization.



2018-2022 Highway and Bridge Construction Schedule

Transportation Planning

P.O. Box 270
Jefferson City, MO 65102

Construction contingency applied to construction cost in the year the project is awarded.

Three percent project growth factor compounded annually is applied to right-of-way and construction costs in program years 2, 3, 4, and 5.

No inflation is applied to the Funding From Other Sources (FFOS) or Payments.

Engineering includes PE costs, CE costs and R/W incidentals.

Construction contingency applied to construction cost in the year the project is awarded. Three percent project growth factor compounded annually is applied to right-of-way and construction costs in program years 2, 3, 4, and 5. No inflation is applied to the Funding From Other Sources (FFOS) or Payments. Engineering includes PE costs, CE costs and R/W incidentals.											STATE FISCAL YEAR PROJECT BUDGETING						
											Prior Prog.	7/2017- 6/2018	7/2018- 6/2019	7/2019- 6/2020	7/2020- 6/2021	7/2021- 6/2022	
County: Wayne	Urgent reconstruction of roadway from Reynolds County line to 0.3 mile east of Reynolds County line.										Engineering:	7	243	0	0	0	0
Route: RT HH											R/W:	0	0	0	0	0	0
Job No.: 9S3496											Construction:	0	1,428	0	0	0	0
Length: 0.18	MPO: N					AC-State: 1,336	State: 335	Local: 0	FFOS:	0	0	0	0	0	0		
Fund Cat: Taking Care Of System											Payments:	0	0	0	0	0	0
Sec Cat: Rehab And Reconst	Awd Date: Summer 17	Anticipated Fed Cat: STBG															
TIP #:	Future Cost: 0				Estimate Total: 1,678												
County: Wayne	Pavement improvements from Rte. 34 to Rte. A.										Engineering:	0	2	2	6	60	0
Route: RT V											R/W:	0	0	0	0	0	0
Job No.: 9S3408											Construction:	0	0	0	0	765	0
Length: 12.05	MPO: N					AC-State: 669	State: 166	Local: 0	FFOS:	0	0	0	0	0	0		
Fund Cat: Taking Care Of System											Payments:	0	0	0	0	0	0
Sec Cat: Thin Lift Overlay	Awd Date: 2021	Anticipated Fed Cat: STBG															
TIP #:	Future Cost: 0				Estimate Total: 835												
County: Wayne	Pavement improvements from end of state maintenance to Rte. O.										Engineering:	0	34	0	0	0	0
Route: RT W											R/W:	0	0	0	0	0	0
Job No.: 9S3356											Construction:	0	351	0	0	0	0
Length: 11.90	MPO: N					AC-State: 308	State: 77	Local: 0	FFOS:	0	0	0	0	0	0		
Fund Cat: Taking Care Of System											Payments:	0	0	0	0	0	0
Sec Cat: Preventive Maint	Awd Date: Winter 18	Anticipated Fed Cat: STBG															
TIP #:	Future Cost: 0				Estimate Total: 385												
County: Wayne	Bridge improvements over Stanley Creek. Project involves bridge A2982.										Engineering:	30	132	0	0	0	0
Route: RT Z											R/W:	0	4	0	0	0	0
Job No.: 9S3283											Construction:	0	968	0	0	0	0
Length: 0.12	MPO: N					Fed: 883	State: 221	Local: 0	FFOS:	0	0	0	0	0	0		
Fund Cat: Taking Care Of System											Payments:	0	0	0	0	0	0
Sec Cat: Rehab And Reconst	Awd Date: Spring 18	Anticipated Fed Cat: NHPP															
TIP #:	Future Cost: 0				Estimate Total: 1,134												
County: Wayne	Pavement improvements from Rte. D to Rte. P.										Engineering:	0	2	2	7	67	0
Route: RT Z											R/W:	0	0	0	0	0	0
Job No.: 9S3364											Construction:	0	0	0	0	903	0
Length: 13.90	MPO: N					AC-State: 786	State: 195	Local: 0	FFOS:	0	0	0	0	0	0		
Fund Cat: Taking Care Of System											Payments:	0	0	0	0	0	0
Sec Cat: Thin Lift Overlay	Awd Date: 2021	Anticipated Fed Cat: STBG															
TIP #:	Future Cost: 0				Estimate Total: 981												

* Subject to the approval of the Transportation Improvement Program by the governing Metropolitan Planning Organization.

Jun-8-2017

Section 4 - 52

District Southeast

Dollars in Thousands



2018-2022 Highway and Bridge Construction Schedule

Transportation Planning

P.O. Box 270
Jefferson City, MO 65102

Construction contingency applied to construction cost in the year the project is awarded.

Three percent project growth factor compounded annually is applied to right-of-way and construction costs in program years 2, 3, 4, and 5.

No inflation is applied to the Funding From Other Sources (FFOS) or Payments.

Engineering includes PE costs, CE costs and R/W incidentals.

Construction contingency applied to construction cost in the year the project is awarded. Three percent project growth factor compounded annually is applied to right-of-way and construction costs in program years 2, 3, 4, and 5. No inflation is applied to the Funding From Other Sources (FFOS) or Payments. Engineering includes PE costs, CE costs and R/W incidentals.							STATE FISCAL YEAR PROJECT BUDGETING					
							Prior Prog.	7/2017- 6/2018	7/2018- 6/2019	7/2019- 6/2020	7/2020- 6/2021	7/2021- 6/2022
County: Wright Route: MO 38 Job No.: 9S3193 Length: 16.93 MPO: N Fund Cat: Taking Care Of System Sec Cat: Thin Lift Overlay TIP #: 	Pavement improvements from Rte. 95 to Rte. 17.						Engineering: 6	112	0	0	0	0
							R/W: 0	0	0	0	0	0
							Construction: 0	1,188	0	0	0	0
	AC-State: 1,040 State: 260 Local: 0						FFOS: 0	0	0	0	0	0
	Awd Date: Fall 17 Anticipated Fed Cat: STBG						Payments: 0	0	0	0	0	0
	Future Cost: 0 Estimate Total: 1,306											
County: Wright Route: MO 38 Job No.: 9S3384 Length: 0.20 MPO: N Fund Cat: Taking Care Of System Sec Cat: Rehab And Reconst TIP #: 	Bridge improvements over Evening Shade Creek. Project involves bridge S0099.						Engineering: 5	2	30	95	0	0
							R/W: 0	0	0	0	0	0
							Construction: 0	0	0	891	0	0
	Fed: 815 State: 203 Local: 0						FFOS: 0	0	0	0	0	0
	Awd Date: 2020 Anticipated Fed Cat: NHPP						Payments: 0	0	0	0	0	0
	Future Cost: 0 Estimate Total: 1,023											
County: Wright Route: MO 5 Job No.: 9P3288 Length: 11.26 MPO: N Fund Cat: Taking Care Of System Sec Cat: Thin Lift Overlay TIP #: 	Pavement improvements and addition of two foot shoulders from Rte. Z to Rte. 60.						Engineering: 30	161	0	0	0	0
							R/W: 0	0	0	0	0	0
							Construction: 0	1,909	0	0	0	0
	Fed: 1,656 State: 414 Local: 0						FFOS: 0	0	0	0	0	0
	Awd Date: Spring 18 Anticipated Fed Cat: STBG						Payments: 0	0	0	0	0	0
	Future Cost: 0 Estimate Total: 2,100											
County: Wright Route: MO 5 Job No.: 9P3425 Length: 13.24 MPO: N Fund Cat: Taking Care Of System Sec Cat: Thin Lift Overlay TIP #: 	Pavement improvements and addition of two foot shoulders from Rte. H/M to Rte. Z. \$1,660,000 from Statewide Open Container funds.						Engineering: 0	230	0	0	0	0
							R/W: 0	0	0	0	0	0
							Construction: 0	2,334	0	0	0	0
	Fed: 2,051 State: 513 Local: 0						FFOS: 0	1,660	0	0	0	0
	Awd Date: Spring 18 Anticipated Fed Cat: STBG						Payments: 0	0	0	0	0	0
	Future Cost: 0 Estimate Total: 2,564											
County: Wright Route: US 60 Job No.: 9P3004 Length: 13.43 MPO: N Fund Cat: Taking Care Of System Sec Cat: Thin Lift Overlay TIP #: 	Pavement improvements from the Webster County line to Whetstone Creek.						Engineering: 252	298	0	0	0	0
							R/W: 0	0	0	0	0	0
							Construction: 0	3,612	0	0	0	0
	AC-State: 3,128 State: 782 Local: 0						FFOS: 0	0	0	0	0	0
	Awd Date: Fall 17 Anticipated Fed Cat: NHPP						Payments: 0	0	0	0	0	0
	Future Cost: 0 Estimate Total: 4,162											

* Subject to the approval of the Transportation Improvement Program by the governing Metropolitan Planning Organization.

Jun-8-2017

Section 4 - 53

District Southeast

Dollars in Thousands



2018-2022 Highway and Bridge Construction Schedule

Transportation Planning

P.O. Box 270
Jefferson City, MO 65102

Construction contingency applied to construction cost in the year the project is awarded.

Three percent project growth factor compounded annually is applied to right-of-way and construction costs in program years 2, 3, 4, and 5.

No inflation is applied to the Funding From Other Sources (FFOS) or Payments.

Engineering includes PE costs, CE costs and R/W incidentals.

Construction contingency applied to construction cost in the year the project is awarded. Three percent project growth factor compounded annually is applied to right-of-way and construction costs in program years 2, 3, 4, and 5. No inflation is applied to the Funding From Other Sources (FFOS) or Payments. Engineering includes PE costs, CE costs and R/W incidentals.										STATE FISCAL YEAR PROJECT BUDGETING					
										Prior Prog.	7/2017- 6/2018	7/2018- 6/2019	7/2019- 6/2020	7/2020- 6/2021	7/2021- 6/2022
County: Wright Route: BU 60 Job No.: 9S3429 Length: 1.66 MPO: N Fund Cat: Taking Care Of System Sec Cat: Thin Lift Overlay TIP #:	Pavement improvements from Rte. 5 to Nettleton Avenue in Mansfield.				AC-State: 270 State: 68 Local: 0	Engineering: 0 R/W: 0 Construction: 0 FFOS: 0 Payments: 0	30 0 308 0 0	0 0 0 0 0	0 0 0 0 0	0 0 0 0 0					
Awd Date: Winter 18 Anticipated Fed Cat: STBG Future Cost: 0 Estimate Total: 338															
County: Wright Route: MO 95 Job No.: 9S3192 Length: 10.47 MPO: N Fund Cat: Taking Care Of System Sec Cat: Thin Lift Overlay TIP #:	Pavement improvements from Clouse Street in Mountain Grove to Rte. 76.				AC-State: 617 State: 155 Local: 0	Engineering: 7 R/W: 0 Construction: 0 FFOS: 0 Payments: 0	63 0 709 0 0	0 0 0 0 0	0 0 0 0 0	0 0 0 0 0					
Awd Date: Winter 18 Anticipated Fed Cat: STBG Future Cost: 0 Estimate Total: 779															
County: Wright Route: RT AM Job No.: 9S3417 Length: 1.14 MPO: N Fund Cat: Taking Care Of System Sec Cat: Thin Lift Overlay TIP #:	Pavement improvements from Rte. 95 to end of state maintenance.				AC-State: 239 State: 61 Local: 0	Engineering: 0 R/W: 0 Construction: 0 FFOS: 0 Payments: 0	2 0 0 0 0	3 0 0 0 0	22 0 273 0 0	0 0 0 0 0					
Awd Date: 2020 Anticipated Fed Cat: STBG Future Cost: 0 Estimate Total: 300															
County: Wright Route: RT C Job No.: 9S3418 Length: 17.38 MPO: N Fund Cat: Taking Care Of System Sec Cat: Thin Lift Overlay TIP #:	Pavement improvements from Rte. E to Rte. 14.				AC-State: 1,029 State: 256 Local: 0	Engineering: 0 R/W: 0 Construction: 0 FFOS: 0 Payments: 0	2 0 0 0 0	15 0 0 0 0	91 0 1,177 0 0	0 0 0 0 0					
Awd Date: 2020 Anticipated Fed Cat: STBG Future Cost: 0 Estimate Total: 1,285															
County: Wright Route: RT H Job No.: 9S3208 Length: 0.20 MPO: N Fund Cat: Taking Care Of System Sec Cat: Rehab And Reconst TIP #:	Bridge improvements over Beaver Creek. Project involves bridge N0590.				Fed: 1,114 State: 278 Local: 0	Engineering: 34 R/W: 0 Construction: 0 FFOS: 0 Payments: 0	272 4 1,116 0 0	0 0 0 0 0	0 0 0 0 0	0 0 0 0 0					
Awd Date: Winter 18 Anticipated Fed Cat: NHPP Future Cost: 0 Estimate Total: 1,426															

* Subject to the approval of the Transportation Improvement Program by the governing Metropolitan Planning Organization.

Jun-8-2017

Section 4 - 54

District Southeast

Dollars in Thousands



2018-2022 Highway and Bridge Construction Schedule

Transportation Planning

P.O. Box 270
Jefferson City, MO 65802

Construction contingency applied to construction cost in the year the project is awarded.

Three percent project growth factor compounded annually is applied to right-of-way and construction costs in program years 2, 3, 4, and 5.

No inflation is applied to the Funding From Other Sources (FFOS) or Payments.

Engineering includes PE costs, CE costs and R/W incidentals.

Construction contingency applied to construction cost in the year the project is awarded. Three percent project growth factor compounded annually is applied to right-of-way and construction costs in program years 2, 3, 4, and 5. No inflation is applied to the Funding From Other Sources (FFOS) or Payments. Engineering includes PE costs, CE costs and R/W incidentals.										STATE FISCAL YEAR PROJECT BUDGETING						
										Prior Prog.	7/2017- 6/2018	7/2018- 6/2019	7/2019- 6/2020	7/2020- 6/2021	7/2021- 6/2022	
County: Wright	Pavement improvements from Rte. Y to end of state maintenance.									Engineering:	3	26	0	0	0	0
Route: RT HH										R/W:	0	0	0	0	0	0
Job No.: 9S3194										Construction:	0	289	0	0	0	0
Length: 3.69	MPO: N									FFOS:	0	0	0	0	0	0
Fund Cat: Taking Care Of System	AC-State: 252 State: 63 Local: 0									Payments:	0	0	0	0	0	0
Sec Cat: Thin Lift Overlay	Awd Date: Winter 18 Anticipated Fed Cat: STBG															
TIP #:	Future Cost: 0 Estimate Total: 318															
County: Wright	Pavement improvements from Rte. H to Rte. 5. \$719,000 from District Maintenance.									Engineering:	0	59	0	0	0	0
Route: RT Z										R/W:	0	0	0	0	0	0
Job No.: 9S3343										Construction:	0	719	0	0	0	0
Length: 11.06	MPO: N									FFOS:	0	719	0	0	0	0
Fund Cat: Taking Care Of System	AC-State: 622 State: 156 Local: 0									Payments:	0	0	0	0	0	0
Sec Cat: Thin Lift Overlay	Awd Date: Winter 18 Anticipated Fed Cat: STBG															
TIP #:	Future Cost: 0 Estimate Total: 778															

* Subject to the approval of the Transportation Improvement Program by the governing Metropolitan Planning Organization.

Jun-8-2017

Section 4 - 55

District Southeast

Dollars in Thousands



2018-2022 Highway and Bridge Construction Schedule

Transportation Planning

P.O. Box 270
Jefferson City, MO 65102

Construction contingency applied to construction cost in the year the project is awarded.
Three percent project growth factor compounded annually is applied to right-of-way and construction costs in program years 2, 3, 4, and 5.
No inflation is applied to the Funding From Other Sources (FFOS) or Payments.
Engineering includes PE costs, CE costs and R/W incidentals.

STATE FISCAL YEAR PROJECT BUDGETING						
	Prior Prog.	7/2017- 6/2018	7/2018- 6/2019	7/2019- 6/2020	7/2020- 6/2021	7/2021- 6/2022
FFOS:	0	6,045	3,023	5,291	3,170	3,170
Total R/W:	484	209	194	263	0	0
Total Construction:	0	102,566	92,797	98,786	39,926	19,503
Paybacks:	0	0	0	0	0	0
Sub-Total:	484	102,775	92,991	99,049	39,926	19,503
Total Engineering:	3,230	12,486	8,821	9,023	3,570	1,496
Grand Total:	3,714	115,261	101,812	108,072	43,496	20,999

	2018	2019	2020	2021	2022
State	22,460	18,833	17,399	8,481	3,931
AC-State	36,999	36,499	63,525	19,732	3,311
Local	810	0	2,000	0	0
Sub-total State	60,269	55,332	82,924	28,213	7,242

Federal					
Sub-total Federal	54,992	46,480	25,148	15,283	13,757
Grand Total	115,261	101,812	108,072	43,496	20,999

Project Count: 272

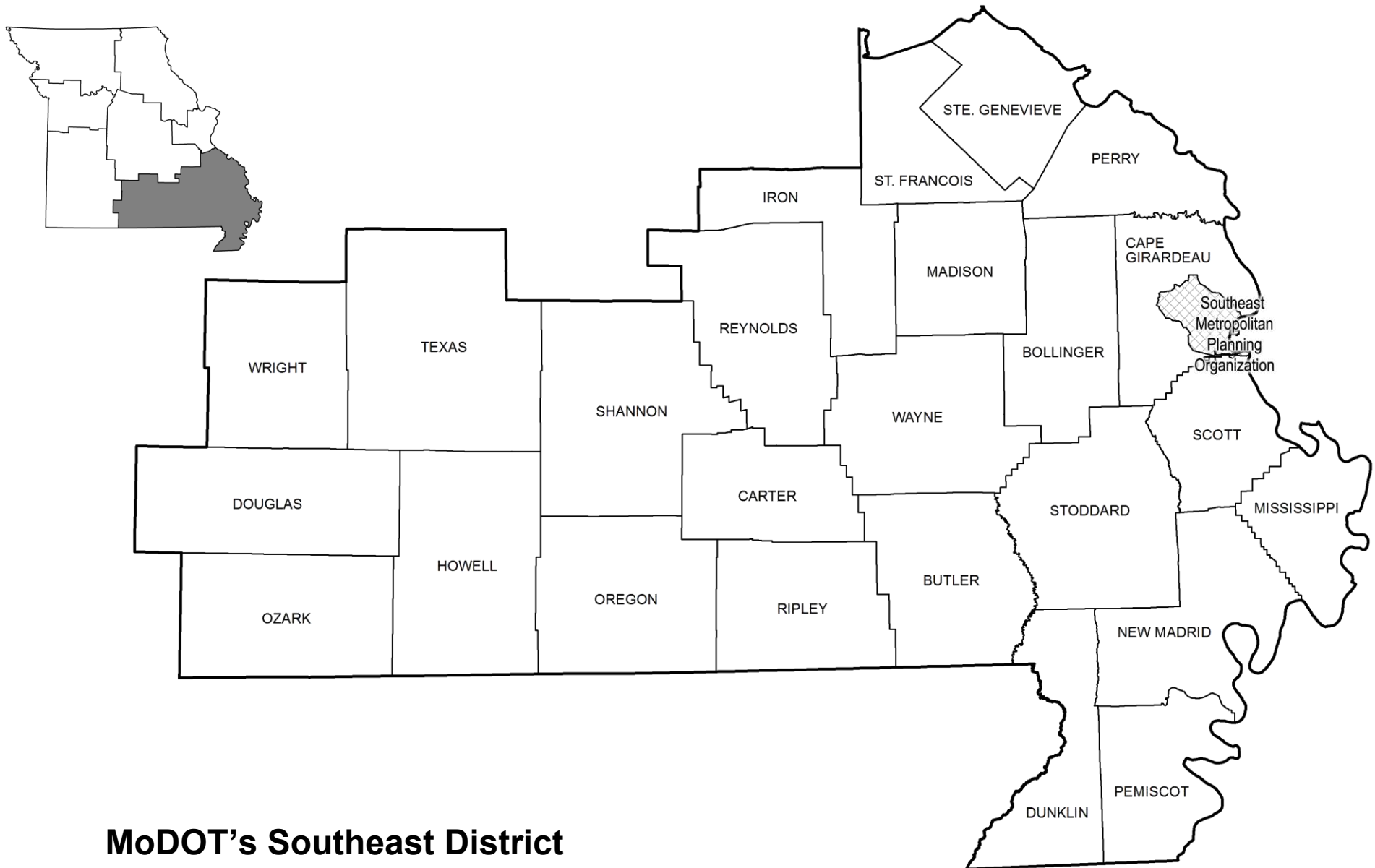
* Subject to the approval of the Transportation Improvement Program by the governing Metropolitan Planning Organization.

Jun-8-2017

Section 4 - 1

District Southeast

Dollars in Thousands



MoDOT's Southeast District

PAYMENT PROJECTS



2018-2022 Highway and Bridge Construction Schedule

Transportation Planning

P.O. Box 270
Jefferson City, MO 65802

Construction contingency applied to construction cost in the year the project is awarded.

Three percent project growth factor compounded annually is applied to right-of-way and construction costs in program years 2, 3, 4, and 5.

No inflation is applied to the Funding From Other Sources (FFOS) or Payments.

Engineering includes PE costs, CE costs and R/W incidentals.

Construction contingency applied to construction cost in the year the project is awarded. Three percent project growth factor compounded annually is applied to right-of-way and construction costs in program years 2, 3, 4, and 5. No inflation is applied to the Funding From Other Sources (FFOS) or Payments. Engineering includes PE costs, CE costs and R/W incidentals.												STATE FISCAL YEAR PROJECT BUDGETING										
												Prior Prog.	7/2017- 6/2018		7/2018- 6/2019		7/2019- 6/2020		7/2020- 6/2021		7/2021- 6/2022	
County: Various Payback beginning in SFY 2008 for Safe and Sound bridges in the Southeast District.												Engineering:	0	0	0	0	0	0				
Route: Various												R/W:	99	0	0	0	0	0				
Job No.: 5B0800Z												Construction:	0	0	0	0	0	0				
Length: 0.00 MPO: N													0	0	0	0	0	0				
Fund Cat: Taking Care Of System Fed: 0 State: 29,970 Local: 0												FFOS:	99	0	0	0	0	0				
Sec Cat: Rehab And Reconst Awd Date: N/A Anticipated Fed Cat: State												Payments:	33,379	5,994	5,994	5,994	5,994	5,994				
TIP #: Future Cost: 50,001 - 75,000 Estimate Total: 63,448													0	0	0	0	0	0				
County: Various On-call work zone enforcement at various locations in Southeast District.												Engineering:	0	1	0	0	0	0				
Route: Various												R/W:	0	0	0	0	0	0				
Job No.: 9P3236												Construction:	0	0	0	0	0	0				
Length: 0.00 MPO: N													0	0	0	0	0	0				
Fund Cat: Safety Fed: 68 State: 8 Local: 0												FFOS:	0	0	0	0	0	0				
Sec Cat: Safety Awd Date: N/A Anticipated Fed Cat: Safety												Payments:	0	75	0	0	0	0				
TIP #: Future Cost: 0 Estimate Total: 76													0	0	0	0	0	0				
County: Various On-call work zone enforcement at various locations in Southeast District.												Engineering:	0	0	1	0	0	0				
Route: Various												R/W:	0	0	0	0	0	0				
Job No.: 9P3238												Construction:	0	0	0	0	0	0				
Length: 0.00 MPO: N													0	0	0	0	0	0				
Fund Cat: Safety Fed: 68 State: 8 Local: 0												FFOS:	0	0	0	0	0	0				
Sec Cat: Safety Awd Date: N/A Anticipated Fed Cat: Safety												Payments:	0	0	75	0	0	0				
TIP #: Future Cost: 0 Estimate Total: 76													0	0	0	0	0	0				
County: Various On-call work zone enforcement at various locations in the Southeast District.												Engineering:	0	0	0	2	0	0				
Route: Various												R/W:	0	0	0	0	0	0				
Job No.: 9P3492												Construction:	0	0	0	0	0	0				
Length: 0.00 MPO: N													0	0	0	0	0	0				
Fund Cat: Safety Fed: 24 State: 3 Local: 0												FFOS:	0	0	0	0	0	0				
Sec Cat: Safety Awd Date: N/A Anticipated Fed Cat: Safety												Payments:	0	0	0	25	0	0				
TIP #: Future Cost: 0 Estimate Total: 27													0	0	0	0	0	0				

* Subject to the approval of the Transportation Improvement Program by the governing Metropolitan Planning Organization.

Jun-8-2017

Section 4 - 1

District Southeast

Dollars in Thousands



2018-2022 Highway and Bridge Construction Schedule

Transportation Planning

P.O. Box 270
Jefferson City, MO 65802

Construction contingency applied to construction cost in the year the project is awarded.
Three percent project growth factor compounded annually is applied to right-of-way and construction costs in program years 2, 3, 4, and 5.
No inflation is applied to the Funding From Other Sources (FFOS) or Payments.
Engineering includes PE costs, CE costs and R/W incidentals.

STATE FISCAL YEAR PROJECT BUDGETING						
	Prior Prog.	7/2017- 6/2018	7/2018- 6/2019	7/2019- 6/2020	7/2020- 6/2021	7/2021- 6/2022
FFOS:	99	0	0	0	0	0
Total R/W:	99	0	0	0	0	0
Total Construction:	0	0	0	0	0	0
Paybacks:	33,379	6,069	6,069	6,019	5,994	5,994
Sub-Total:	33,478	6,069	6,069	6,019	5,994	5,994
Total Engineering:	0	1	1	2	0	0
Grand Total:	33,478	6,070	6,070	6,021	5,994	5,994
		2018	2019	2020	2021	2022
State		6,002	6,002	5,997	5,994	5,994
AC-State		0	0	0	0	0
Local		0	0	0	0	0
Sub-total State		6,002	6,002	5,997	5,994	5,994
Federal						
Sub-total Federal		68	68	24	0	0
Grand Total		6,070	6,070	6,021	5,994	5,994

Project Count: 4

* Subject to the approval of the Transportation Improvement Program by the governing Metropolitan Planning Organization.

Jun-8-2017

Section 4 - 1

District Southeast

Dollars in Thousands



2018-2022 Highway and Bridge Construction Schedule

Transportation Planning

P.O. Box 270
Jefferson City, MO 65802

Construction contingency applied to construction cost in the year the project is awarded.
Three percent project growth factor compounded annually is applied to right-of-way and construction costs in program years 2, 3, 4, and 5.
No inflation is applied to the Funding From Other Sources (FFOS) or Payments.
Engineering includes PE costs, CE costs and R/W incidentals.

Southeast

Total

STATE FISCAL YEAR PROJECT BUDGETING						
	Prior Prog.	7/2017- 6/2018	7/2018- 6/2019	7/2019- 6/2020	7/2020- 6/2021	7/2021- 6/2022
FFOS:	99	6,045	3,023	5,291	3,170	3,170
Total R/W:	583	209	194	263	0	0
Total Construction:	0	102,566	92,797	98,786	39,926	19,503
Paybacks:	33,379	6,069	6,069	6,019	5,994	5,994
Sub-Total:	33,962	108,844	99,060	105,068	45,920	25,497
Total Engineering:	3,230	12,487	8,822	9,025	3,570	1,496
Grand Total:	37,192	121,331	107,882	114,093	49,490	26,993
		2018	2019	2020	2021	2022
State		28,462	24,835	23,396	14,475	9,925
AC-State		36,999	36,499	63,525	19,732	3,311
Local		810	0	2,000	0	0
Sub-total State		66,271	61,334	88,921	34,207	13,236
Federal						
Sub-total Federal		55,060	46,548	25,172	15,283	13,757
Grand Total		121,331	107,882	114,093	49,490	26,993

Project Count: 276

* Subject to the approval of the Transportation Improvement Program by the governing Metropolitan Planning Organization.

Jun-8-2017

Section 4 - 1

District Southeast

Dollars in Thousands

**District Program Summary
Southeast**

(Dollars in Millions)

Amounts include construction and right of way, excludes engineering.

State Fiscal Year	2018	2019	2020	2021	2022
Statewide Interstate And Major Bridge - Available					
Statewide Interstate And Major Bridge - FFOS	0.810	0.000	0.000	0.000	0.000
Statewide Interstate And Major Bridge - Fund Transfers	3.210	6.800	2.270	0.000	0.000
Statewide Interstate And Major Bridge - Carryover	-2.672	0.000	0.000	0.000	0.000
Award and Completed Project Adjustments	0.000	0.000	0.000	0.000	0.000
Statewide Interstate And Major Bridge - Total Available	1.348	6.800	2.270	0.000	0.000
Statewide Interstate And Major Bridge - Programmed	3.956	6.899	3.478	0.000	0.000
Safety - Available	2.820	2.902	2.874	2.860	2.841
Safety - FFOS	0.000	1.662	2.109	1.843	1.843
Safety - Fund Transfers	-2.834	-1.254	0.000	0.000	0.000
Safety - Carryover	1.057	0.000	0.000	0.000	0.000
Award and Completed Project Adjustments	1.624	0.810	0.101	0.021	0.000
Safety - Total Available	2.667	4.120	5.084	4.724	4.684
Safety - Programmed	0.075	1.787	3.189	2.014	2.496
Taking Care Of System - Available	34.454	35.072	35.315	35.138	34.912
Taking Care Of System - FFOS	5.235	1.361	3.182	1.327	1.327
Taking Care Of System - Fund Transfers	50.845	4.069	19.368	0.000	0.000
Taking Care Of System - Carryover	-5.771	0.000	0.000	0.000	0.000
Award and Completed Project Adjustments	12.593	-0.060	-1.538	-2.552	0.000
Taking Care Of System - Total Available	97.356	40.442	56.327	33.913	36.239
Taking Care Of System - Programmed	104.813	90.380	98.404	43.908	23.002
Flexible & Other - Available					
Flexible & Other - FFOS	0.000	0.000	0.000	0.000	0.000
Flexible & Other - Fund Transfers	0.000	0.000	0.000	0.000	0.000
Flexible & Other - Carryover	1.022	0.000	0.000	0.000	0.000
Award and Completed Project Adjustments	0.000	2.460	-2.960	0.000	0.000
Flexible & Other - Total Available	1.022	2.460	-2.960	0.000	0.000
Flexible & Other - Programmed	0.000	0.000	0.000	0.000	0.000
Statewide Safety - Available					
Statewide Safety - FFOS	0.000	0.000	0.000	0.000	0.000
Statewide Safety - Fund Transfers	0.000	0.000	0.000	0.000	0.000
Statewide Safety - Carryover	0.000	0.000	0.000	0.000	0.000
Award and Completed Project Adjustments	0.000	0.000	0.000	0.000	0.000
Statewide Safety - Total Available	0.000	0.000	0.000	0.000	0.000
Statewide Safety - Programmed	0.000	0.000	0.000	0.000	0.000
Statewide Major Projects & Emerging Needs - Available					
Statewide Major Projects & Emerging Needs - FFOS	0.000	0.000	0.000	0.000	0.000
Statewide Major Projects & Emerging Needs - Fund Transfers	0.000	0.000	0.000	0.000	0.000
Statewide Major Projects & Emerging Needs - Carryover	4.750	0.000	0.000	0.000	0.000
Award and Completed Project Adjustments	0.000	0.000	0.000	0.000	0.000
Statewide Major Projects & Emerging Needs - Total Available	4.750	0.000	0.000	0.000	0.000
Statewide Major Projects & Emerging Needs - Programmed	0.000	0.000	0.000	0.000	0.000
Statewide Amendment 3 - Available					
Statewide Amendment 3 - FFOS	0.000	0.000	0.000	0.000	0.000
Statewide Amendment 3 - Fund Transfers	0.000	0.000	0.000	0.000	0.000
Statewide Amendment 3 - Carryover	0.006	0.000	0.000	0.000	0.000
Award and Completed Project Adjustments	0.000	0.000	0.000	0.000	0.000
Statewide Amendment 3 - Total Available	0.006	0.000	0.000	0.000	0.000
Statewide Amendment 3 - Programmed	0.000	0.000	0.000	0.000	0.000

Note: Three percent inflation compounded annually applied to program years 2019 - 2022

Two percent construction contingency applied to construction.

**District Program Summary
Southeast**

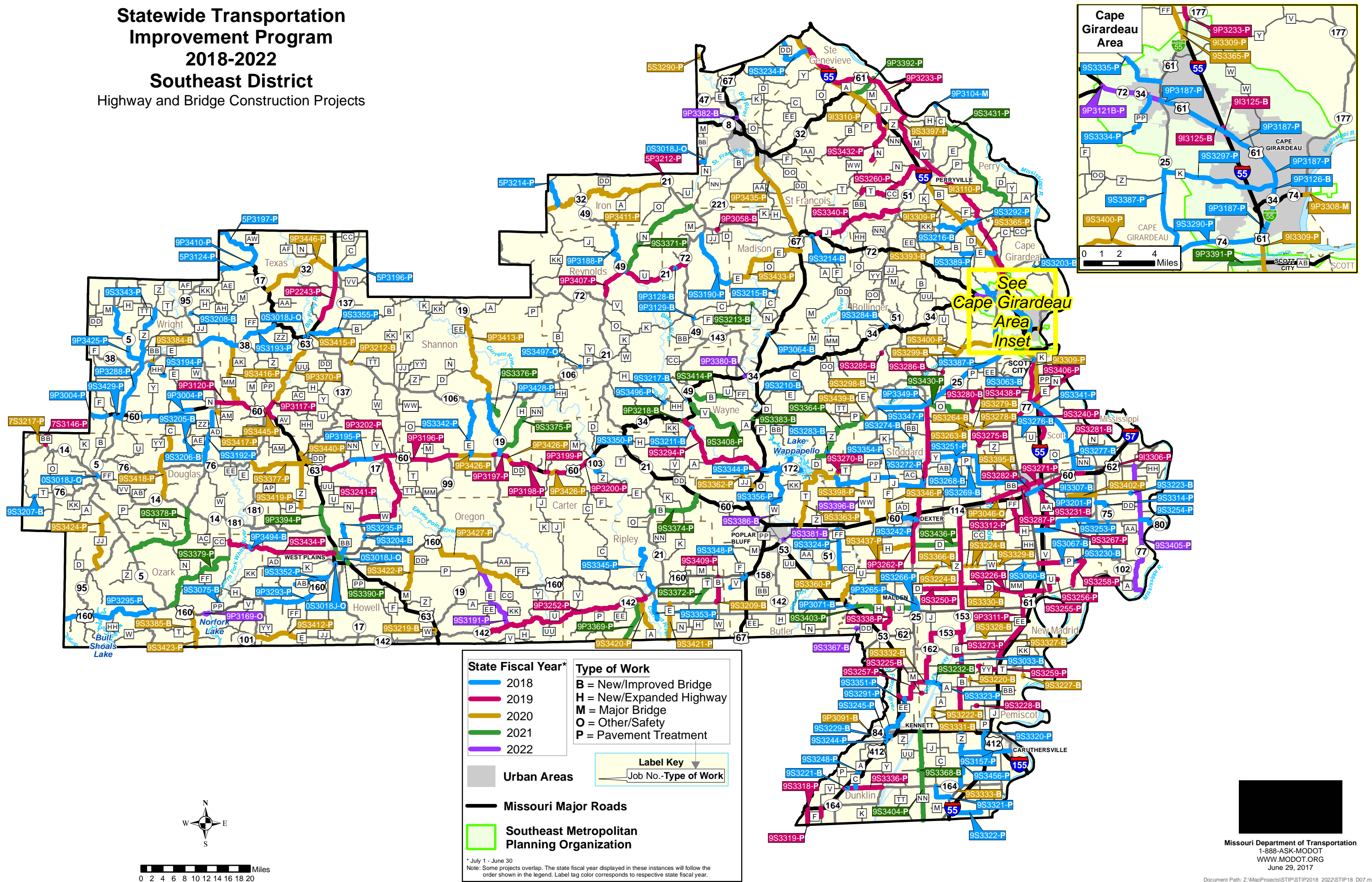
(Dollars in Millions)

Amounts include construction and right of way, excludes engineering.

Total Categorized Funding Available by SFY	107.149	53.822	60.721	38.637	40.923
Total Flexible Funds Available	-1.856	47.327	51.129	41.872	48.442
Adjustments	14.217	3.210	-4.397	-2.531	0.000
Carryovers	-1.608				
Total Available by SFY	105.293	101.149	111.850	80.509	89.365
Total Programmed by SFY	108.844	99.066	105.071	45.922	25.498

*Note: Three percent inflation compounded annually applied to program years 2019 - 2022
Two percent construction contingency applied to construction.*

Statewide Transportation
Improvement Program
2018-2022
Southeast District
Highway and Bridge Construction Projects





MoDOT's Statewide Projects

PROJECT DESCRIPTION KEY

2018-2022 Highway and Bridge Construction Schedule

Construction contingency applied to construction cost in the year the project is awarded.

Three percent project growth factor compounded annually is applied to right-of-way and construction in program years 2, 3, 4, and 5.

No inflation is applied to the Funding From Other Sources (FFOS) or Payments.

Engineering includes PE costs, CE costs, and R/W incidentals.

						STATE FISCAL YEAR PROJECT BUDGETING					
						Prior Prog.	7/2017 6/2018	7/2018 6/2019	7/2019 6/2020	7/2020 6/2021	7/2021 6/2022
County:	XX	Engineering:	99	9	0	0	0	0	0	0	0
Route:	XX	R/W:	0	0	99	0	0	0	0	0	0
Job No.:		Construction:	0	0	0	999	0	0	0	0	0
Length:											
Fund Cat:	MPO: Fed: State: Local:										
Sec Cat:	Award Date Anticipated Fed Cat:	FFOS:	0	0	0	99	0	0	0	0	0
TIP#	Future Cost: Estimate Total:	Payments:	0	99	0	0	0	0	0	0	0

Anticipated Federal
Funding Category^

Estimated cost range beyond 2022.

Date project is to be awarded to begin
construction (Season and calendar year for
2017 & 2018. SFY only beyond 2018).

Metropolitan Planning Organization (Y/N).

Project description and location.

County location of project.

Route location of project.

Project number used to track
project costs.

Total length in 1/100 miles.

Primary Funding Category.*

Secondary Funding Category.**

Transportation Improvement Program
number (MPO projects only).

Total project cost estimate.

Federal, Advanced CN-State,
State and Local share of project
costs.

Dollars programmed
in previous STIPs.

Dollars funded
from other
sources.

Dollars for construction,
utilities and
contingency.

Dollars for right-of-way
(land acquisition).

Dollars to be paid back for
accelerating the project or
payments to others.

Dollars for engineering that include
preliminary engineering, construction
engineering and right-of-way incidentals.

*Primary Funding Category:

Take Care of System
Statewide Interstate & Major Bridge
Safety
Statewide Safety
Flexible & Other
Amendment 3

**Secondary Funding Category:

Enhancements
Low Type Resurfacing
N - Ada Trans (ADA Transition Plan)
Preventive Maint (Preventive Maintenance)
Regional
Rehab And Reconst (Rehabilitation and Reconstruction)
Routine Maintenance
Safety
Systems Operations
Thin Lift Overlay
Urban Safety

^Anticipated Federal Funding Category:

CMAQ - Congestion Mitigation and Air Quality.

* Usually 80% Federal & 20% State funds.

Earmark - usually 80% Federal & 20% State funds.

NHFP - National Highway Freight Program.

* Usually 80% Federal & 20% State funds.

NHPP - National Highway Performance Program.

* Usually 80% Federal & 20% State funds.

* Sometimes 90% Federal & 10% State funds.

Safety - usually 90% Federal & 10% State funds.

State - No federal funds, state only funded.

STBG - Surface Transportation Block Grant program.

* Usually 80% Federal & 20% State funds.

(All Costs in Thousands)



2018-2022 Highway and Bridge Construction Schedule

Construction contingency applied to construction cost in the year the project is awarded.

Three percent project growth factor compounded annually is applied to right-of-way and construction costs in program years 2, 3, 4, and 5.

No inflation is applied to the Funding From Other Sources (FFOS) or Payments.

Engineering includes PE costs, CE costs and R/W incidentals.

Construction contingency applied to construction cost in the year the project is awarded. Three percent project growth factor compounded annually is applied to right-of-way and construction costs in program years 2, 3, 4, and 5. No inflation is applied to the Funding From Other Sources (FFOS) or Payments. Engineering includes PE costs, CE costs and R/W incidentals.							STATE FISCAL YEAR PROJECT BUDGETING						
							Prior Prog.	7/2017- 6/2018	7/2018- 6/2019	7/2019- 6/2020	7/2020- 6/2021	7/2021- 6/2022	
County: Various Route: Various Job No.: 0I3005 Length: 0.00 MPO: N Fund Cat: Statewide Interstate And Major Bridge Sec Cat: Preventive Maint Awd Date: 2019 Anticipated Fed Cat: NHPP TIP #: Future Cost: 0 Estimate Total: 7,983	Job Order Contracting for pavement repair at various interstate locations statewide.						Engineering:	0	0	0	0	0	0
							R/W:	0	0	0	0	0	0
							Construction:	0	0	7,983	0	0	0
							FFOS:	0	0	0	0	0	0
							Payments:	0	0	0	0	0	0
County: Various Route: Various Job No.: 0I3006 Length: 0.00 MPO: N Fund Cat: Statewide Interstate And Major Bridge Sec Cat: Preventive Maint Awd Date: 2020 Anticipated Fed Cat: NHPP TIP #: Future Cost: 0 Estimate Total: 8,222	Job Order Contracting for pavement repair at various interstate locations statewide.						Engineering:	0	0	0	0	0	
							R/W:	0	0	0	0	0	0
							Construction:	0	0	0	8,222	0	0
							FFOS:	0	0	0	0	0	0
							Payments:	0	0	0	0	0	0
County: Various Route: Various Job No.: 0P3004B Length: 0.00 MPO: N Fund Cat: Flexible & Other Sec Cat: System Expansion Awd Date: 2018 Anticipated Fed Cat: STBG TIP #: Future Cost: 0 Estimate Total: 10,000	Improvements at various statewide locations. Cost Share Program funds.						Engineering:	0	0	0	0	0	
							R/W:	0	0	0	0	0	0
							Construction:	0	10,000	0	0	0	0
							FFOS:	0	10,000	0	0	0	0
							Payments:	0	0	0	0	0	0
County: Various Route: Various Job No.: 0P3004F Length: 0.00 MPO: N Fund Cat: Flexible & Other Sec Cat: System Expansion Awd Date: 2019 Anticipated Fed Cat: STBG TIP #: Future Cost: 0 Estimate Total: 19,473	Improvements at various statewide locations. Cost Share Program funds.						Engineering:	0	0	0	0	0	
							R/W:	0	0	0	0	0	0
							Construction:	0	0	19,473	0	0	0
							FFOS:	0	0	18,906	0	0	0
							Payments:	0	0	0	0	0	0
County: Various Route: Various Job No.: 0P3004G Length: 0.00 MPO: N Fund Cat: Flexible & Other Sec Cat: System Expansion Awd Date: 2020 Anticipated Fed Cat: STBG TIP #: Future Cost: 0 Estimate Total: 26,523	Improvements at various statewide locations. Cost Share Program funds.						Engineering:	0	0	0	0	0	
							R/W:	0	0	0	0	0	0
							Construction:	0	0	0	26,523	0	0
							FFOS:	0	0	0	25,000	0	0
							Payments:	0	0	0	0	0	0

* Subject to the approval of the Transportation Improvement Program by the governing Metropolitan Planning Organization.



2018-2022 Highway and Bridge Construction Schedule

Transportation Planning

P.O. Box 270
Jefferson City, MO 65802

Construction contingency applied to construction cost in the year the project is awarded.

Three percent project growth factor compounded annually is applied to right-of-way and construction costs in program years 2, 3, 4, and 5.

No inflation is applied to the Funding From Other Sources (FFOS) or Payments.

Engineering includes PE costs, CE costs and R/W incidentals.

Construction contingency applied to construction cost in the year the project is awarded. Three percent project growth factor compounded annually is applied to right-of-way and construction costs in program years 2, 3, 4, and 5. No inflation is applied to the Funding From Other Sources (FFOS) or Payments. Engineering includes PE costs, CE costs and R/W incidentals.										STATE FISCAL YEAR PROJECT BUDGETING						
										Prior Prog.	7/2017- 6/2018	7/2018- 6/2019	7/2019- 6/2020	7/2020- 6/2021	7/2021- 6/2022	
County: Various	Improvements at various statewide locations. Cost Share Program funds.									Engineering:	0	0	0	0	0	0
Route: Various										R/W:	0	0	0	0	0	0
Job No.: 0P3004H										Construction:	0	0	0	0	33,669	0
Length: 0.00	MPO: N									FFOS:	0	0	0	0	30,812	0
Fund Cat: Flexible & Other	Fed: 26,935 State: 6,734 Local: 0									Payments:	0	0	0	0	0	0
Sec Cat: System Expansion	Awd Date: 2021 Anticipated Fed Cat: STBG															
TIP #:	Future Cost: 0 Estimate Total: 33,669															
County: Various	Improvements at various statewide locations. Cost Share Program funds.									Engineering:	0	0	0	0	0	0
Route: Various										R/W:	0	0	0	0	0	0
Job No.: 0P3004I										Construction:	0	0	0	0	0	28,138
Length: 0.00	MPO: N									FFOS:	0	0	0	0	0	25,000
Fund Cat: Flexible & Other	AC-State: 22,510 State: 5,628 Local: 0									Payments:	0	0	0	0	0	0
Sec Cat: System Expansion	Awd Date: 2022 Anticipated Fed Cat: STBG															
TIP #:	Future Cost: 0 Estimate Total: 28,138															

* Subject to the approval of the Transportation Improvement Program by the governing Metropolitan Planning Organization.

Jun-9-2017

Section 4 - 2

District Statewide

Dollars in Thousands



2018-2022 Highway and Bridge Construction Schedule

Transportation Planning

P.O. Box 270
Jefferson City, MO 65102

Construction contingency applied to construction cost in the year the project is awarded.
Three percent project growth factor compounded annually is applied to right-of-way and construction costs in program years 2, 3, 4, and 5.
No inflation is applied to the Funding From Other Sources (FFOS) or Payments.
Engineering includes PE costs, CE costs and R/W incidentals.

STATE FISCAL YEAR PROJECT BUDGETING						
	Prior Prog.	7/2017- 6/2018	7/2018- 6/2019	7/2019- 6/2020	7/2020- 6/2021	7/2021- 6/2022
FFOS:	0	10,000	18,906	25,000	30,812	25,000
Total R/W:	0	0	0	0	0	0
Total Construction:	0	10,000	27,456	34,745	33,669	28,138
Paybacks:	0	0	0	0	0	0
Sub-Total:	0	10,000	27,456	34,745	33,669	28,138
Total Engineering:	0	0	0	0	0	0
Grand Total:	0	10,000	27,456	34,745	33,669	28,138
		2018	2019	2020	2021	2022
State		2,000	4,693	6,127	6,734	5,628
AC-State		8,000	22,763	7,400	0	22,510
Local		0	0	0	0	0
Sub-total State		10,000	27,456	13,527	6,734	28,138
Federal						
Sub-total Federal		0	0	21,218	26,935	0
Grand Total		10,000	27,456	34,745	33,669	28,138

Project Count: 7

* Subject to the approval of the Transportation Improvement Program by the governing Metropolitan Planning Organization.

Jun-9-2017

Section 4 - 1

District Statewide

Dollars in Thousands

Estimated Financial Summary for the 2018-2022 Highway and Bridge Construction Schedule

Overview

Section 5 of the Statewide Transportation Improvement Program explains the sources and projected levels of Missouri's transportation revenues, while also sharing the planned expenditures for the next five years.

The department is proud to be able to cost-effectively maintain a safe and efficient transportation system. Great strides have been made in the past decade to improve the condition of Missouri's roads and bridges. However, those improvements were funded with temporary revenue sources – a bonding program made possible by the passage of Amendment 3 in 2004 and the American Recovery and Reinvestment Act in 2009. And while those funds supported a booming construction program between 2005-2010, during 2011-2016, MoDOT's construction budget significantly declined.

About 67 percent of every dollar MoDOT receives comes from fuel taxes. But the fuel tax rate at the state level hasn't changed since 1996, and the federal level hasn't changed since 1993. In addition, cars are becoming more fuel efficient. With the cost of concrete tripled, steel prices doubled, and asphalt costing more than twice what it did 20 years ago, this means Missouri is trying to fund its current transportation needs with a budget that is almost two decades out of date. What was 17 cents of purchasing power in 1996 is now about 8 cents today. It should come as no surprise that under these circumstances, MoDOT struggles to maintain and preserve the current system.

Other sources of state revenue for transportation include sales tax, vehicle and driver licensing fees, interest earned on invested funds and other miscellaneous collections, and a small portion of general revenue funds. Revenue collected through these avenues has remained relatively flat in recent years with the exception of sales taxes which are projected to grow 4.5 percent annually through 2019 and 4 percent, thereafter.

On December 4, 2015, President Obama signed into law the Fixing America's Surface Transportation (FAST) Act, which authorizes the federal surface transportation program for highways, highway safety, transit, freight, ports and rail for the five-year period from 2016 through 2020. The FAST Act is estimated to provide 2.9 percent or \$27 million more in federal funds to Missouri, annually.

MoDOT continues to operate efficiently. The department's operating expenses remain flat, outside of minimal increases. In the past ten years, MoDOT has completed 4661 projects worth \$12.6 billion, at 7 percent under budget. **Since 2011, MoDOT has reduced its workforce by 20 percent, disposed of more than 750 pieces of equipment and sold 124 facilities. Those efforts have saved more than \$751 million and bolstered the construction program to enable critical roadway improvements. But the department cannot cut its way to an improved transportation system and a solution to its funding constraints.**

Even with these savings, Missouri has some challenges ahead. Missouri's 2018-2022 STIP is primarily maintenance-focused. In previous years, the annual contractor awards in the STIP were as high as \$1.2 billion, with about 50 percent used for taking care of the system. In this STIP, the annual contractor awards average approximately \$890 million, and nearly 84 percent is aimed at taking care of the existing system. The opportunities to expand the system – widening a busy two-lane road to four lanes to reduce congestion and make systematic safety improvements, or building a new roadway or interchange to help promote business development and bring jobs to the state – are minimal. The financial capacity to reconstruct and modernize our interstate system is also minimal.

Missourians rely on a modern and safe transportation system to get to work, school and everywhere in between. A healthy transportation infrastructure ensures businesses can operate and grow. It ensures the state can prosper and jobs can be created. Essentially, transportation is what keeps Missouri moving. Missourians must work together and recognize that investments in transportation are part of the solution for the state's growth and prosperity.

Revenue

Federal

The largest source of transportation revenue is from the **federal government** including the 18.4-cents per gallon tax on gasoline and 24.4-cents per gallon tax on diesel fuel. The last time either tax was increased was in 1993. Other sources include various taxes on tires, truck and trailer sales, and heavy vehicle use. These highway user fees are deposited in the federal Highway Trust Fund and distributed to the states based on formulas prescribed by federal law through transportation funding acts. This revenue source also includes multimodal and highway safety grants (see Section 7 for a summary of all multimodal operations). Approximately 40 percent of Missouri's transportation revenue comes from the federal government.

State

The next largest source of transportation revenue is from the **state fuel tax**. Fuel taxes represent the state share (approximately 27 percent is distributed to cities and counties) of revenue received from the state's 17-cent per gallon tax on gasoline and diesel fuels which must be spent on highways and bridges. This revenue source also includes a 9-cent per gallon tax on aviation fuel which must be spent on airport projects (see Section 7). These tax revenues provide approximately 26 percent of transportation revenues. The state motor fuel tax is not indexed to keep pace with inflation, and no rate increase has occurred since 1996.

MoDOT receives a portion of the **state sales tax** paid on the purchase or lease of motor vehicles. This revenue source also includes the sales tax paid on aviation fuel which is dedicated to airport projects (see Section 7). These tax revenues provide approximately 16 percent of transportation revenues. In November 2004, voters passed constitutional Amendment 3, which set in motion a four-year phase in, redirecting motor vehicle sales taxes previously deposited in the state's general revenue fund to a newly created State Road Bond Fund. In state fiscal year 2009, the process of redirecting motor vehicle sales taxes to transportation was fully phased in, and the

rate of growth in this revenue source slowed dramatically. Starting July 2013, state legislation eliminated the state motor vehicle use tax. The state motor vehicle use tax was replaced with the state motor vehicle sales tax which directs more of the tax to local government agencies.

Vehicle and driver licensing fees include the state share of revenue received from licensing motor vehicles and drivers. This revenue source also includes fees for railroad regulation which are dedicated to multimodal programs (see Section 7). These fees provide approximately 13 percent of transportation revenues. Similar to motor fuel tax, the motor vehicle and driver licensing fees are not indexed to keep pace with inflation, and most have not increased since the 1980's.

The **interest earned on invested funds and other miscellaneous collections** provides approximately 4 percent of transportation revenues. Cash balances in all funds for roads and bridges are declining. As referenced in Table 1 in Section 5-11, the cash balance of all funds for roads and bridges is expected to decline from \$770 million at the beginning of fiscal year 2018 to approximately \$397 million by the end of fiscal year 2022. Other miscellaneous collections include construction cost reimbursements from local governments and other states, proceeds from the sale of surplus property and fees associated with the Missouri logo-signing program.

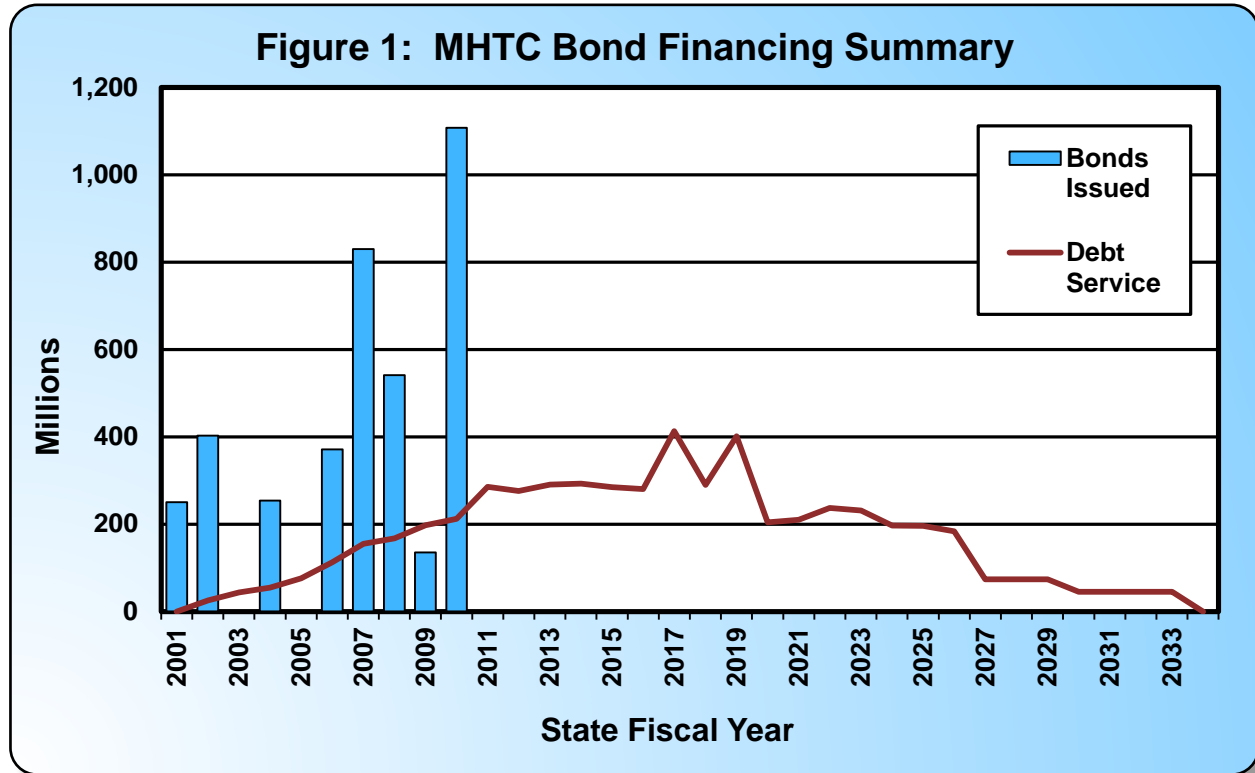
The state **General Revenue Fund** provides less than 1 percent of transportation revenue. The Missouri General Assembly appropriates general revenue for multimodal programs (see Section 7).

Other

While not a true revenue, **bonding** is a method of financing used by the Missouri Highways and Transportation Commission (MHTC) to deliver needed transportation improvements. Statutory authority was established in May 2000 for the MHTC to begin borrowing money, now called senior lien bonds. The **senior lien** bonds were limited to a total issuance of not more than \$2.25 billion. The lien was closed after \$907 million was issued from 2001 to 2004. The MHTC will issue no additional bonds under this lien. Bonding is not a source of funding; it is a method of financing. It is debt that must be repaid along with interest payments.

In November 2004, Constitutional **Amendment 3** was approved by Missouri voters. Amendment 3 redirects motor vehicle sales taxes to transportation. In accordance with this constitutional change, MoDOT borrowed money and dedicated the funds to the *Smoother, Safer, Sooner* program. The Amendment 3 revenues are used for principal and interest payments on Amendment 3 debt. MoDOT borrowed \$2 billion authorized by Amendment 3.

In fiscal year 2009, MoDOT borrowed \$143 million for a portion of the new Interstate 64, a design-build project in the St. Louis region. For the first time, MoDOT secured bonds primarily with federal funds, rather than state funds. These bonds are called **Grant Anticipation Revenue Vehicle (GARVEE)** bonds. In fiscal year 2010, MoDOT borrowed \$100 million additional GARVEE bonds for the new Mississippi River Bridge project and \$685 million for the Safe and Sound Bridge Improvement Program. The GARVEE principal and interest is scheduled to be repaid through state fiscal year 2033. MoDOT sold \$928 million of GARVEE bonds and has completed all planned GARVEE bond sales. See Figure 1 for a summary of the MHTC bond financing program. The summary includes calling \$118 million of bonds in 2017 and \$111 million in 2019, which will provide interest savings of \$45 million.



Along with federal and state revenue, **existing cash balances** are used each year to remain fiscally constrained. The existing cash balances are made up of federal and state revenue in the State Road Fund, State Highways and Transportation Department Fund, and the State Road Bond Fund. These funds are considered available for funding highway and bridge construction projects.

Expenditures

Missouri's Constitution dictates a portion of state transportation revenues can be appropriated by the General Assembly to **other state agencies**. Appropriations are limited to (1) the Missouri State Highway Patrol (MSHP) to administer and enforce motor vehicle laws and (2) the Missouri Department of Revenue (DOR) to cover the cost of collection. DOR is entitled to the actual cost of collection not

to exceed 3 percent of revenues collected. Approximately 92 percent of these expenditures are appropriated to the MSHP, and the remaining 8 percent is appropriated to the DOR. These costs are approximately 11 percent of transportation expenditures.

The state constitution also dictates that **debt service**, which is principal and interest payments on any outstanding state road bonds, must be paid prior to funding MoDOT operations and STIP costs. MoDOT borrowed \$3.8 billion during state fiscal years 2001 to 2010. The final payment for this debt is scheduled in state fiscal year 2033. These costs are approximately 10 percent of transportation expenditures. See Figure 1, Section 5-4 for a summary of the MHTC bond financing program.

Administration includes activities such as financial planning, accounting, human resources, communications, governmental relations and legal services. The dollars associated with administering self-insurance plans and contributions to retiree medical plans are included in this disbursement category. Administration is approximately 2 percent of transportation expenditures.

System Management includes maintenance, traffic, highway safety and motor carrier services. Maintenance and traffic costs, approximately 97 percent of system management costs, include funding for activities such as snow removal, signing, striping, litter control, mowing, maintaining roadsides and rest areas, completing routine road and bridge repairs, repairing guardrail and median guard cable, and traffic signal operations. The Highway Safety Division, approximately 1 percent of system management costs, implements programs addressing behavioral traffic safety issues. Emphasis areas include high-risk drivers, serious crash types and vulnerable roadway users. Safety strategies include enforcement (manpower, training and equipment), education (promotional materials, campaigns and educational/awareness programs) and engineering (data collection/evaluation and high accident location assessments). Division staff works with safety advocates statewide to implement the Motor Carrier Safety Assistance Plan and Missouri Blueprint for Safer Roadways to reduce traffic crashes, prevent serious injuries and save lives. This category includes the Highway Safety Program, Motor Carrier Safety Assistance Program, and Motorcycle Safety Trust Fund. The Motor Carrier Services Division, approximately 2 percent of system management costs, is the one-stop shop for commercial vehicle licensing and permits, and works with commercial vehicle safety and compliance. Commercial vehicles include trucks, tractor-trailers, buses, limousines and other vehicles that transport property, passengers or hazardous materials. System management costs are approximately 21 percent of transportation expenditures.

MoDOT's continued investment in the **fleet, facilities and information systems** infrastructure is necessary to support the system management and construction programs. Annual costs to maintain MoDOT's fleet, facilities and information systems are included in this disbursement category. These costs are approximately 3 percent of transportation expenditures.

The **Multimodal** Division works with cities, counties and regional authorities to plan improvements for public transit, railroad, aviation, waterway facilities and freight development in Missouri. These costs are approximately 4 percent of transportation expenditures. See Section 7 for further information on Multimodal Operations.

The **construction program operating costs** are costs associated with implementing MoDOT's construction program which primarily includes in-house preliminary engineering, construction engineering and right of way incidentals as identified in Sections 3 and 4.

These costs are approximately 5 percent of the transportation expenditures. All remaining revenues are made available for the **highway and bridge construction program**. This category encompasses payments to contractors for construction projects, right of way purchases, consultant engineering, utility relocations and federal funding for local governments that passes through MoDOT's budget. Contractor payments encompass the majority of construction program expenditures. Contractor payments, right of way purchases, consultant engineering, utility relocations and federal pass through payments are approximately 44 percent of the transportation expenditures.

Sections 5-1 through 5-6 describe the overview of all revenue and expenditures for the Missouri Department of Transportation, which includes the Highway and Bridge Construction Program, Multimodal and Highway Safety. The remaining Sections contain only projections of future revenue and expenditures for the Highway and Bridge Construction Program. Highway Safety programs not intended for road improvements are included in Section 6. Multimodal programs are included in Section 7.

Projections of future revenues and expenditures for the Highway and Bridge Construction Program as determined by cash flow analysis

The following provides a description of each revenue and expenditure category and how they are projected.

Revenue

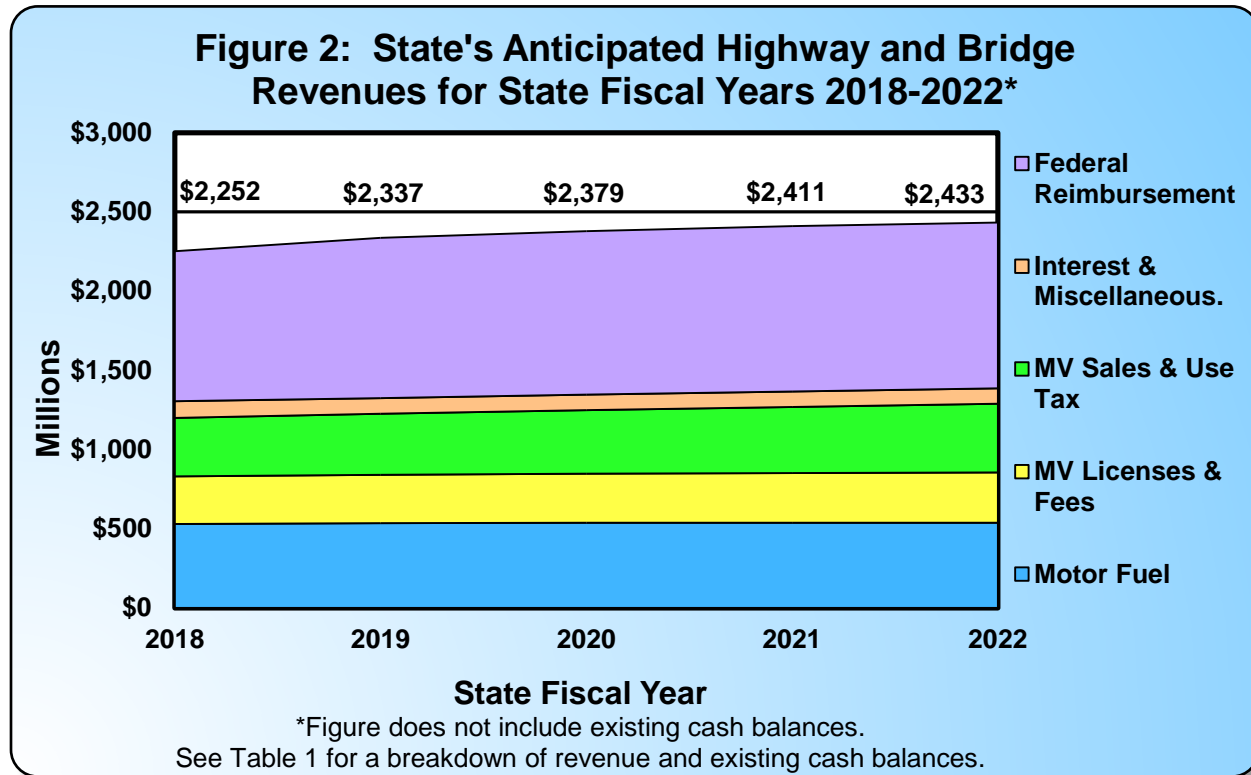
- Federal reimbursements
 - Annual obligation authority increases from \$982 million in 2018 to \$1,029 million by 2020. Obligation authority is estimated to be 98 percent of apportionments. Obligation authority is a restriction or “ceiling” on the amount of federal assistance that can be programmed to projects (obligated) during a specific time period. It's a statutory budgetary control that does not affect the apportionment or allocation of funds. Rather, it controls the rate at which the funds may be used.
 - MoDOT estimates \$947 million of federal reimbursements in fiscal year 2018, increasing to \$1,047 million in fiscal year 2022.
 - Additional detail regarding federal funding starts on Section 5-16.
- Motor fuel taxes
 - Projections are based on gasoline and diesel consumption projections from the U.S. Energy Information Administration's Annual Energy Outlook 2016 (AEO 2016) for the region (region includes: ND, SD, NE, KS, MO, IA, and MN).
 - In fiscal year 2018, MoDOT estimates \$530 million of motor fuel tax receipts, growing to \$538 million by 2020, and then remaining flat, as we expect Missourians will drive more, but they will turn to more fuel-efficient vehicles due to Corporate

Average Fuel Economy (CAFÉ) standards that reduce energy consumption by increasing the fuel economy of vehicles. While good for the environment, these actions erode motor fuel tax revenues.

- Motor vehicle & driver licensing fees
 - Projections are based on estimates of the population over the age of sixteen from the AEO 2016 and driver licensing renewal data from the Department of Revenue.
 - In fiscal year 2018, MoDOT estimates \$301 million of motor vehicle and driver licensing fee receipts, growing to \$318 million in fiscal year 2022, an average annual growth rate of 1.5 percent.
- Motor vehicle sales tax
 - Projections are based on real disposable income estimates from the AEO 2016.
 - In fiscal year 2018, MoDOT estimates \$369 million of motor vehicle sales tax receipts, growing to \$434 million in fiscal year 2022, an average annual growth rate of 4 percent. The average annual growth rate from fiscal years 2012-2016 was five percent. In the last several years, Missourians have purchased more vehicles and the vehicles they are purchasing are more expensive.
- Interest and Miscellaneous Revenue
 - Projections are based on 0.75 percent earnings rate for interest revenue and historic receipts for miscellaneous revenue.
 - MoDOT estimates \$105 million of interest earned on invested funds and other miscellaneous receipts in fiscal year 2018 will decrease to \$97 million in fiscal year 2022 due to declining cash balances. This category includes construction project cost reimbursements from local governments and other states.
- Bond proceeds
 - No new issuances are planned in fiscal years 2018-2022.

Total revenue

The stability and predictability of future transportation revenues is subject to many variables; however, using the U.S. Energy Information Administration's projections, Figure 2, Section 5-8 provides an estimate of Missouri's transportation revenues for state fiscal years 2018 through 2022. As shown in Figure 2, estimated revenue increases from \$2.3 billion in state fiscal year 2018 to \$2.4 billion in state fiscal year 2022, primarily because of federal reimbursements. See Table 1, Section 5-11 for a breakdown of revenue.



Expenditures

- Other State Agencies
 - Projections are based on historical amounts with an annual growth rate assumption of 2 percent.
 - In fiscal year 2018, MoDOT estimates \$262 million of other state agency expenditures, growing to \$283 million in fiscal year 2022.
- Debt Service
 - Projections are based on the repayment of outstanding state road bonds.
 - Amounts do not include capital or operating lease payments.

- In fiscal year 2018, MoDOT estimates \$290 million of debt service expenditures, decreasing to \$237 million in fiscal year 2022. In 2019, debt service expenditures include calling \$111 million of bonds which will generate interest savings of \$16 million.
- Operating Costs (includes Administration; System Management; Fleet, Facilities and Information Systems; Multimodal; and Construction Program Operating costs)
 - Projections are based on the fiscal year 2017 budget and fiscal year 2018 appropriations request; the personal service and fringe benefits growth rate assumption is based on the 5-year Pay Strategy which includes average annual increases of 1.7 percent; and an additional \$5 million each year for expense and equipment, not cumulative.
 - In fiscal year 2018, MoDOT estimates \$759 million of operating expenditures, growing to \$807 million in fiscal year 2022, an average annual growth rate of 1.5 percent.
- Construction Program expenditures
 - Projections are based on a cash flow model that calculates payment schedules of MoDOT's active and future construction projects as provided in Section 4 of the STIP.
 - Contractor payments, right of way purchases, consultant engineering, accelerated program payments, suballocated federal funding for local governments and utility relocation costs are included.
 - In fiscal year 2018, MoDOT estimates \$956 million of construction program disbursements that grow to \$1,158 million in fiscal year 2022, an average annual growth rate of 5 percent. See Table 1, Section 5-11 for further details on the Construction program expenditures.

Total expenditures

Consistent with future transportation revenues, future transportation expenditures are also subject to many variables; however, using historical trends and various economic indicators, Figure 3, Section 5-10 provides an estimate of Missouri's transportation expenditures for state fiscal years 2018 through 2022. As shown in Figure 3, estimated transportation expenditures (including costs associated with state advance construction projects, see Section 5-17 through 5-18 for further discussion on state advance construction projects), will grow from \$2.3 billion in fiscal year 2018 to \$2.5 billion in fiscal year 2022.

From fiscal years 2018-2022, total expenditures exceed total revenue by \$373 million, which is offset by projected cash balances totaling approximately \$770 million available at the beginning of fiscal year 2018. The construction expenditures are derived from the cash flow analysis on the 2018-2022 Highway and Bridge Construction Schedule (Section 4). Assumptions for the construction program expenditures are in the next subsection. The remaining expenditures are expected to have inflationary growth as outlined above. See Table 1 in Section 5-11 below for a breakdown of expenditures by each budget category.

Missouri's Statewide Transportation Improvement Program (STIP) includes a five-year plan of highway and bridge construction projects, which is financially constrained for each fiscal year. Table 1 provides the cash flow analysis summary for the fiscal year 2018-2022 STIP. An adequate cash flow balance is maintained as determined by projected monthly cash balances in any given year. MoDOT maintains at least a \$200 million cash balance based on debt covenants and cash reserve to manage revenue and expenditure fluctuations. The amounts only include revenues and disbursements dedicated to highways and bridges since Multimodal and a portion of Highway Safety funding cannot be included in the minimum cash balance.

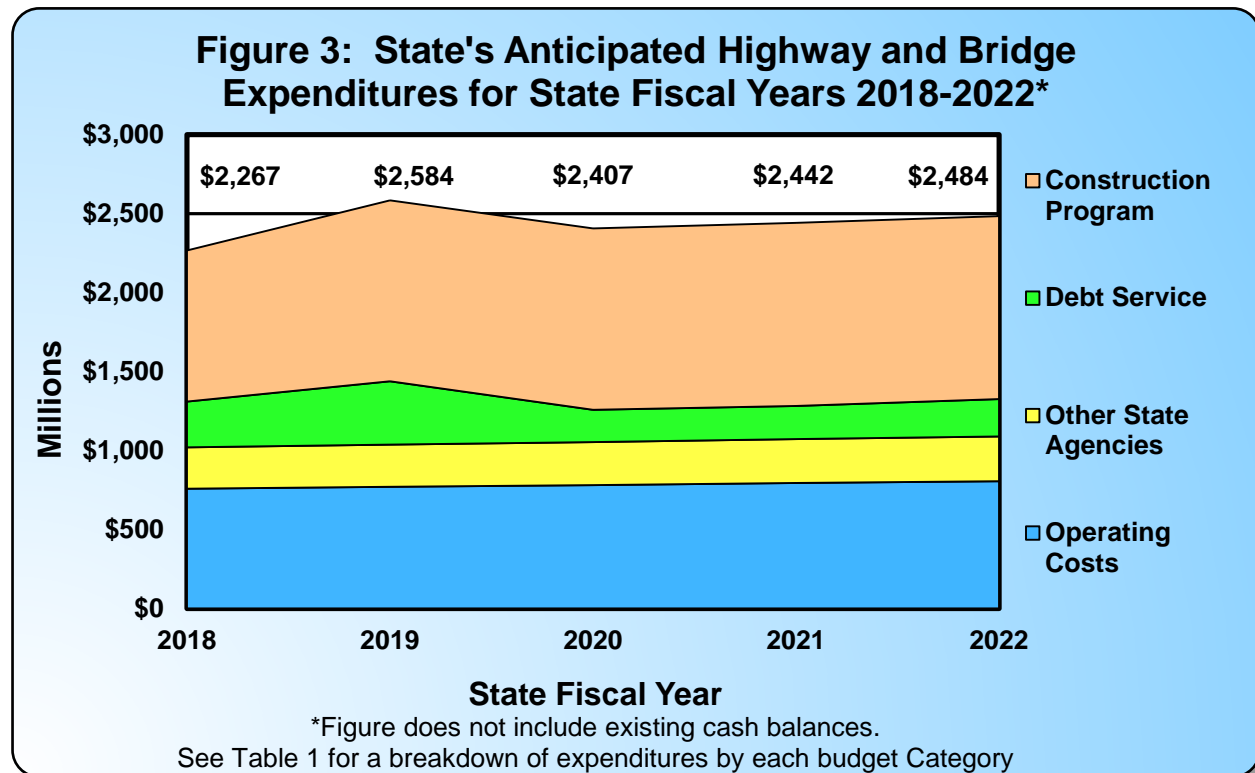


Table 1: MoDOT Construction Cash Flow Projections for Roads and Bridges for Fiscal Years 2018-2022

Dollars in Millions													
Additions to Cash Balance							Subtractions from Cash Balance						
<----->													
Fiscal Year	Beginning Cash Balance	Federal Reimbursement*	Motor Fuel Tax Revenue	Motor Vehicle & Drivers Licensing Revenue	Motor Vehicle Sales Tax Revenue	Interest and Misc. Revenue	Other State Agencies	Debt Service	Adminis-tration	System Manage-ment	Fleet, Facilities and Infor-mation Systems	Total Construction Disburse**	Ending Cash Balance
2018	\$769.9	\$946.9	\$529.9	\$300.7	\$369.0	\$105.5	\$261.7	\$289.6	\$58.3	\$487.7	\$78.7	\$1,091.0	\$754.9
2019	\$754.9	\$1,012.1	\$535.2	\$305.2	\$385.7	\$98.4	\$267.0	\$400.8	\$60.5	\$494.2	\$79.2	\$1,282.4	\$507.4
2020	\$507.4	\$1031.9	\$537.8	\$309.8	\$401.1	\$98.1	\$272.3	\$204.3	\$62.6	\$499.8	\$79.7	\$1,287.8	\$479.6
2021	\$479.6	\$1,044.2	\$537.8	\$313.6	\$417.1	\$97.7	\$277.7	\$209.6	\$65.1	\$507.2	\$80.2	\$1,301.8	\$448.4
2022	\$448.4	\$1,046.7	\$537.8	\$317.6	\$433.8	\$97.2	\$283.3	\$236.6	\$67.5	\$513.0	\$80.6	\$1,303.3	\$397.2

*Includes regular federal funds, federal advance construction conversions and sub-allocated pass-through funds to local governments.

** Includes engineering, payments (see Section 4) and sub-allocated funds to local governments. See Table 2, Section 5-12 (blue line) for further analysis.

Construction Program

The anticipated expenditures for active construction projects awarded in prior fiscal years and the future construction projects programmed in the STIP, as provided in Section 4, are summarized in the following discussion. For example, a construction contract awarded today can result in contractor payments over multiple years as the project is completed. The future award amount assumptions and the contractor payments assumptions resulting from the cash flow analysis are summarized in Table 2. Other expenditures are included in the Highway and Bridge Construction Program in addition to awards. These other expenditures include utility relocation payments, right of way payments, MoDOT and Consultant engineering,

and accelerated program payments, as well as suballocated federal dollars that pass through MoDOT to local governments. The Total Construction Disbursements in Table 2 below (blue line) match the Construction Disbursements from Table 1 in Section 5-11 (blue column).

Table 2: STIP construction awards versus contractor payments

How we budget for STIP projects (dollars in millions)							
	Award	FY18	FY19	FY20	FY21	FY22	Future FY
Prior FY Remaining Balance	\$562.8	\$392.6	\$170.2	-	-	-	-
FY18	\$850.0	\$297.5	\$382.5	\$170.0	-	-	-
FY19	\$900.0	-	\$315.0	\$405.0	\$180.0	-	-
FY20	\$900.0	-	-	\$315.0	\$405.0	\$180.0	-
FY21	\$900.0	-	-	-	\$315.0	\$405.0	\$180.0
FY22	\$900.0	-	-	-	-	\$315.0	\$585.0
Contractor Payments:		\$690.1	\$867.7	\$890.0	\$900.0	\$900.0	
Utility Relocation Payments		\$8.1	\$8.1	\$8.1	\$8.1	\$8.1	
Right of Way Payments		\$35.0	\$35.0	\$35.0	\$35.0	\$35.0	
MoDOT and Consultant Engineering		\$174.8	\$177.6	\$180.0	\$183.2	\$185.7	
Federal Pass Through *		\$169.2	\$172.8	\$161.6	\$161.6	\$161.6	
Payments** (see Section 4)		\$13.8	\$21.2	\$13.1	\$13.9	\$12.9	
Total Construction Disbursements		\$1,091.0	\$1,282.4	\$1,287.8	\$1,301.8	\$1,303.3	

* Federal transportation dollars paid directly to local public agencies.

** Payments include dollars to be paid back for accelerating a project or payments to others. Payments do not include GARVEE debt service payments.

Table 3 summarizes the total available funding for the highway and bridge construction program for state fiscal years 2018-2022 based on cash flow projections. These amounts do not include sub-allocated federal funds since they are administered by local governments.

Table 3: Highway and Bridge Construction Funding Summary

Dollars in Millions

State Fiscal Year	2018	2019	2020	2021	2022	Total
Available for Awards	\$850.0	\$900.0	\$900.0	\$900.0	\$900.0	\$4450.0
Available for Right of Way, Utilities, etc.	\$43.1	\$43.1	\$43.1	\$43.1	\$43.1	\$215.5
Available for Payments (see Section 4)	\$78.3	\$85.7	\$77.6	\$78.5	\$77.5	\$397.6
Available for Engineering	\$174.8	\$177.6	\$180.0	\$183.2	\$185.7	\$901.3
Total Available	\$1,146.2	\$1,206.4	\$1,200.8	\$1,204.8	\$1,206.2	\$5,964.5

Table 4, Section 5-14 summarizes the programmed levels for state fiscal years 2018-2022. State Fiscal Years 2020, 2021 and 2022 are purposely under-programmed to accommodate unforeseen changes. Table 4 includes adjustments for additional funding from partnering agencies above what is assumed in the financial forecast and funding distribution for State Fiscal Year 2018. Table 4 also includes an adjustment for projects delayed from State Fiscal Year 2017 to 2018, as well as an adjustment for capacity remaining from State Fiscal Year 2017, after the June 2017 STIP revisions.

Table 4: Highway and Bridge Construction Program Summary

Dollars in Millions

State Fiscal Year	2018	2019	2020	2021	2022	Total
Total Programmed	\$1,165.4	\$1,077.5	\$923.3	\$311.6	\$229.9	\$3,707.7
Less Programmed for Engineering	\$157.7	\$97.6	\$69.3	\$18.4	\$7.8	\$350.8
Less Programmed for Right of Way, Utilities, etc.	\$24.1	\$11.3	\$5.0	\$4.6	\$0.4	\$45.3
Less Programmed for Payments	\$92.4	\$81.1	\$81.4	\$80.7	\$79.5	\$415.2
Programmed for Awards	\$891.2	\$887.6	\$767.5	\$207.9	\$142.2	\$2,896.4
Less Remaining SFY 2017 Capacity	\$4.1	\$0.0	\$0.0	\$0.0	\$0.0	\$4.1
Less Additional Funding From Others	\$12.3	\$0.0	\$0.0	\$0.0	\$0.0	\$12.3
Less Net Amount Delayed from SFY 2017	\$25.1	\$0.0	\$0.0	\$0.0	\$0.0	\$25.1
Awards Anticipated with Funding Projected	\$849.7	\$887.6	\$767.5	\$207.9	\$142.2	\$2,854.9

Funding Distribution

The Missouri Highways and Transportation Commission approved a funding distribution method in January 2003. It was developed with extensive public involvement and is consistent with MoDOT's Mission, Values and Tangible Results. Various modifications were approved in 2004, 2006, 2011 and 2012.

A modification in February 2016 resulted in several changes:

- Increased the Safety Program from \$25 million to \$35 million, of which \$3 million is set aside for a Statewide Safety Program.
- Eliminated the Major Projects and Emerging Needs category. All remaining funds now flow to the Flexible category.
- Allocated half of the Transportation Alternatives funds for MoDOT use for ADA transition plan compliance.
- Revised Multimodal funding to include federal funds.
- Released unallocated SFY 2018 Cost Share funds for district use.

A modification in January 2017 resulted in several changes:

- Reactivated the suspended Cost Share program, at \$10 million in 2018, \$15 million in 2019 and \$25 million in each year, thereafter.
- Created the Asset Management Deficit Program, at \$10 million per year, starting in 2018. The Asset Management Deficit Program

allocates funds to districts to help meet MoDOT's asset management goals.

The following steps outline the distribution of funds for the Highway and Bridge Construction Program.

Of the total funds available for awards, right of way, utilities, payments, and engineering, including federally earmarked funds:

Step 1: Deduct federally sub-allocated pass-through funds designated for specific purposes (amount varies). This includes the following: the Off-System Bridge Replacement and Rehabilitation Program for county bridges, the Urban Surface Transportation Program for large city transportation improvements, the Congestion Mitigation and Air Quality Program for air quality improvements in the St. Louis and Kansas City regions, the Transportation Alternatives Program for regional improvements, the Recreational Trails program, the Rail/Highway Crossing Program, the Highway Planning & Research Program, and the Metropolitan Planning Program. Additional information about these programs may be found in Section 6.

Step 2: Deduct state and federal funding for other transportation modes (aviation, railways, transit and waterways) (amount varies). This funding cannot be used for roads and bridges.

Step 3: Deduct the repayment of borrowed funds for projects accelerated through bond financing (amount varies). Excludes GARVEE bonds.

Step 4: Deduct funding for specific funding sources (amount varies). This includes categories such as Statewide Transportation Alternatives funds, Open Container safety funds, and other uniquely distributed funds.

Step 5: Deduct funding for the Cost Share Program (amount varies). Beginning in 2018, deduct \$10 million, \$15 million in 2019, and \$25 million in each year thereafter.

Step 6: Deduct funding contributed by Partnering Agencies (amount varies). These are funds dedicated to specific projects such as a city's portion of a cost share or cost participation project.

Step 7: Deduct funding for project savings and adjustments (amount varies). Savings or over-runs are credited or debited to specific districts or programs. Adjustments for certain types of planning studies are debited from specific districts.

Of the remaining funds available for road and bridge improvements:

Step 1: Allocate up to \$35 million per year to Safety. Allocate these funds as follows:

- \$32 million distributed based on a three-year average accident rate.
- \$3 million allocated to the Statewide Safety Program.

Step 2: Allocate up to \$435 million per year to Taking Care of the System. Allocate these funds as follows:

- \$125 million for Interstate/Major Bridges.
- \$310 million for remaining Taking Care of System.
 - Distribution based on a formula that averages:
 - Percent of total Vehicles Miles Traveled (VMT) on the National Highway System and remaining arterials.
 - Percent of square feet of state bridge deck on the total state system.
 - Percent of total lane miles of National Highway System and remaining arterials.

Step 3: Allocate remaining funds, if any, to Flexible Funds that can be used for either Safety, Taking Care of the System or Major Projects and Emerging Needs. This amount may be reduced if funding is not available.

- Distribution based on the average of:
 - Percent of total population.
 - Percent of total employment.
 - Percent of total VMT on the National Highway System and remaining arterials.

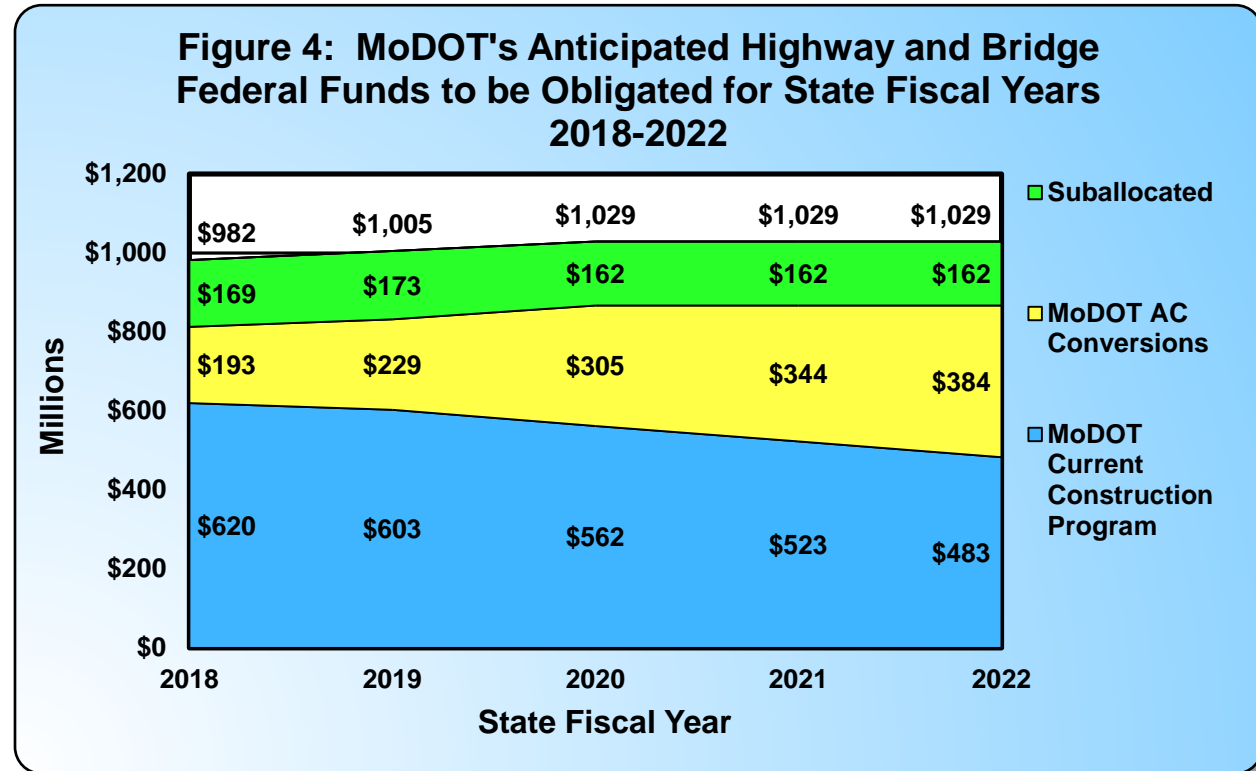
Federal Funding

The Fixing America's Surface Transportation (FAST) Act is five-year legislation to improve the Nation's surface transportation infrastructure, including our roads, bridges, transit systems, and rail transportation network. The bill reforms and strengthens transportation programs, refocuses on national priorities, provides long-term certainty and more flexibility for states and local governments, streamlines project approval processes, and maintains a strong commitment to safety.

Congress passed the FAST Act and it was signed into law by the President on December 4, 2015.

From Fiscal Year 2016 to Fiscal Year 2020, Missouri is estimated to receive an average of about \$1 billion in federal transportation dollars per year, which represents an increase of 9.8 percent over the previous federal bill – MAP 21.

Our forecasted federal revenue is based on our anticipated annual obligation limitation, which is the annual funding made available through the appropriations bill rather than the funding authorized in the surface transportation act. Federal funding for the 2018-2022 STIP will be obligated for the following (1) suballocated funding that flows through MoDOT to local governments, (2) converting advance construction projects and (3) current construction program. First, suballocated federal funds will pass through MoDOT to local governments. Second, MoDOT will convert advance construction projects to regular federal funds (see Sections 5-17 through 5-18 for further information on advance construction). Lastly, any remaining federal funding will be available for the current construction program. See Figure 4, Section 5-17 for federal obligation authority assumptions used for the 2018-2022 STIP.



Advance Construction (AC)

MoDOT uses a federal funding tool called advance construction to maximize the receipt of federal funds and provide greater flexibility/efficiency in matching federal aid categories to individual projects. Advance Construction (AC) is an innovative financing technique, which allows states to initiate a project using non-federal funds, while preserving eligibility for future federal aid. Eligibility means the Federal Highway Administration (FHWA) has determined the project qualifies for federal aid; however, no present or future federal aid is committed to the project. States may convert the project to regular federal aid provided federal aid is available for the project. AC does not provide additional federal funding, but simply changes the timing of receipts by allowing states to construct projects with state or local money and seek federal aid reimbursement in the future.

MoDOT began using AC in 1992 and will continue to use it in future years. MoDOT generally utilizes AC for National Highway Performance Program (NHPP) and Surface Transportation Block Grant Program (STBG) projects or when sufficient obligation limitation is not available.

MoDOT anticipates sufficient revenue exists to cover new AC projects, as shown in Table 1, Section 5-11. Funding sources include existing cash balances, state motor fuel, motor vehicle sales tax and motor vehicle licensing and fees revenue, federal reimbursement (includes conversion of AC), interest and miscellaneous revenue as shown in Figure 2, Section 5-8.

Table 5, Section 5-19, provides MoDOT's AC forecast, which shows the projected balance at the end of each fiscal year. Generally, state funds pay for new AC project expenditures until federal aid is available. Once federal aid is available, the projects are converted to federal funds and previous state expenditures are reimbursed. The oldest projects are converted first, if possible, to maximize federal aid reimbursement. Which projects are converted also depends on what federal funds are made available. The AC balance is driven by the relationship between available federal funds and the construction program. For example, if available federal funds are more than the size of the construction program, the AC balance will decrease. The amounts in Table 5 are based on MoDOT's AC forecast. Also included in Table 5 are AC conversions of projects from prior STIPs. The amounts are subject to change based on future federal apportionment amounts and categories.

Table 5: MoDOT's Advance Construction Forecast Estimates

Dollars in Millions

State Fiscal Year	2018	2019	2020	2021	2022
Beginning AC Balance*	\$193	\$229	\$305	\$344	\$384
Plus: New AC Projects (incl. Unprogrammed)**	\$229	\$305	\$344	\$384	\$424
AC Subtotal	\$422	\$534	\$649	\$728	\$808
Less: AC Conversions (prior STIP projects)	\$193	\$0	\$0	\$0	\$0
Less: AC Conversions (incl. Unprogrammed)**	\$0	\$229	\$305	\$344	\$384
Estimated Ending AC Balance	\$229	\$305	\$344	\$384	\$424

*Estimated Beginning AC Balance

**Additional projects will be programmed in outer years of the STIP

This STIP does not contain a listing of partial AC projects, as previous STIPs have. Projects will be wholly federal funded, AC, or state funded.

The chart below is the Federal Funds Supplement. The Federal Funds Supplement compares the projected available federal funds, by category, with the proposed programmed use of federal funds.

FEDERAL FUNDS SUPPLEMENT

Federal Spending Categories based on Total Available to Obligate Forecast

	2018	2019	2020	2021	2022
NHPP	559.7	571.4	582.9	582.9	583
STP	261.8	266.8	273.1	273.1	273.1
CMAQ	24.8	25.5	26.1	26.1	26.1
Rec Trails	1.8	1.9	1.9	1.9	1.9
Metro PI.	5.3	5.4	5.6	5.6	5.6
SPR	20.0	20.4	20.9	20.9	20.8
HSIP	56.1	57.2	58.4	58.4	58.4
TAP	18.2	18.3	18.3	18.3	18.3
National Freight	28.2	31.9	35.4	35.4	35.4
Rail/Highway Crossings	6.1	6.2	6.4	6.4	6.4
Total	982.0	1005.0	1,029.0	1,029.0	1,029.0

Total Federal Category Program Levels

	2018	2019	2020	2021	2022
NHPP	551.6	527.8	455.5	277.4	51.9
STP	343.3	311.1	308.7	214.1	134.6
CMAQ	28.9	27.2	25.5	25.5	25.5
Rec Trails	1.8	1.8	1.9	1.9	1.9
Metro PI.	5.2	5.3	5.5	5.5	5.5
SPR	19.6	20.1	20.6	20.6	20.6
HSIP	35.2	21.6	41.0	18.7	19.4
Earmark	0.7	0.0	0.0	0.0	0.0
TAP	9.7	9.9	10.1	10.1	10.1
National Freight	1.5	62.7	0.0	0.0	0.0
Rail/Highway Crossings	5.9	6.1	6.2	6.2	6.2
Total	1003.4	993.6	875.0	579.9	275.8

Remaining Federal Funds Capacity					
	2018	2019	2020	2021	2022
Total Federal Program Levels	1003.4	993.6	875.0	579.9	275.8
Unprogrammed RW & CN	0.0	48.8	166.8	728.4	798.5
Assumed 80% of unprogrammed amount will be obligated for Federal Funding	0.0	0.0	0.0	0.0	0.0
SFY 2017 Award Savings through June	60.3	0.0	0.0	0.0	0.0
Assumed 80% of SFY 2017 Award Savings will be obligated for Federal Funding	48.2	0.0	0.0	0.0	0.0
Delays from SFY 2017	25.1	0.0	0.0	0.0	0.0
Assumed 80% of Delays from SFY 2017 will be obligated for Federal Funding	20.1	0.0	0.0	0.0	0.0
Total Assumed Program Adjusted	935.1	993.6	875.0	579.9	275.8
Total Federal Funds Forecast	982.0	1005.0	1029.0	1029.0	1029.0
Remaining Federal Funds Capacity	46.9	11.4	154.0	449.1	753.2

Introduction

On December 4, 2015, the President signed into law the Fixing America's Surface Transportation (FAST) Act, which authorizes the federal surface transportation programs for highways, highway safety, transit and rail for the five-year period from 2016 through 2020.

The "Special Programs" portion of this section includes some of the more unique federal programs.

The "Sub-Allocated Programs" portion of this section includes programs which provide federal transportation funds for cities and counties. Funding for some of these programs are subject to future Commission action.

Special Programs

The following special programs were established, replaced, or continued in FAST:

Disadvantaged Business Enterprise Program

FAST provides funding for Disadvantaged Business Enterprise programs. Missouri receives approximately \$300,000 annually for this program.

On the Job Training Program

FAST provides funding for On The Job Training activities. Missouri receives approximately \$200,000 annually for this program.

Non-State System Bridge Inspection Program

Federal law mandates that bridges must be inspected on a periodic basis. Missouri uses approximately \$1 million of Surface Transportation Block Grant funds annually for non-state system bridge inspections.

State System Bridge Inspection Program

Federal law mandates that bridges must be inspected on a periodic basis. Missouri uses approximately \$3 million in performance of these inspections on the state system.

Narrative Cost Allocation Plan - Local Program Oversight and Administration

Federal regulations require state departments of transportation to provide the necessary oversight and administration for sub-allocated programs. The Missouri Department of Transportation (MoDOT) administers the local public agency (LPA) program for cities and counties. A considerable amount of state resources are used to administer the LPA program. MoDOT estimates it costs \$5.8 million annually to administer the LPA program. Recent guidance provides recipients of federal funds the ability to use a Narrative Cost Allocation Methodology to seek reimbursement for indirect costs associated with administering the federal-aid program. MoDOT will establish a federal project for costs to monitor and oversee the local program and projects administered by local public agencies.

Narrative Cost Allocation Plan – State Program – General Design Activities

Federal regulations require state departments of transportation provide the necessary oversight and administration on delivering projects programmed in its Statewide Transportation Improvement Program (STIP.) A considerable amount of state resources are used by the Design Division in administering projects as they move through the various project phases. MoDOT estimates it costs \$3.0 million to administer the delivery of the STIP on an annual basis. Recent guidance provides recipients of federal funds the ability to use a Narrative Cost Allocation Methodology to seek reimbursement for indirect costs associated with administering the federal-aid program. MoDOT will establish a federal project for design-related costs to monitor and oversee the delivery of the STIP.

Preventive Maintenance Program

Missouri continues to work with the Federal Highway Administration (FHWA) to expand federal funding of our preventive maintenance efforts for qualifying work. These efforts will include both contract and in-house efforts which are deemed preventive maintenance or have other specific approval by FHWA. Missouri typically spends between \$100 to \$150 million per year on preventive maintenance activities. Activities we currently pursue include: striping, Intelligent Transportation Systems (ITS) maintenance, pavement repair or overlays, pavement surface treatments or surface seals, crack sealing, bridge maintenance, and drainage maintenance. We are also working on future activities to include: sign maintenance, signal maintenance, and highway lighting.

Eligible Operating Costs Program

Missouri is working with FHWA to expand federal reimbursement to eligible operating expenses of the state's transportation system. Certain components of the system require ongoing operating costs to provide continuous operation. Missouri typically spends between \$5 and \$10 million per year on operating costs related to traffic signals, highway lighting, and ITS. Operating costs include utilities, labor, administrative costs, and system maintenance costs.

Prioritization of Projects to Improve Freight Movement Program

Efficient movement of freight is critical to the economy, jobs and quality of life in Missouri. Freight movement is completely dependent on the reliability, condition, and safety of the transportation system. FAST created a new federal funding category, the National Highway Freight Program, for projects that improve the efficient movement of freight. These projects implement the strategies identified in the Missouri Freight Plan. Activities include replacement of load-posted bridges, technology to improve the flow of freight, truck parking facilities, and geometric improvements to interchanges and ramps. The projects are included in the STIP and also identified in the Missouri Freight Plan Appendix G (see <http://www.modot.org/othertransportation/freight/FreightPlan.htm>).

Open Container Penalty Transfer

Section 154 (Open Container) penalty transfer funds are used to address system-wide safety initiatives. Funding from this program has allowed Missouri to reduce cross-median fatalities on many of the interstates with the installation of median guard cable and other safety improvements. This funding source will continue to be used on safety initiatives that are focused on reducing problem crash types that are identified in Missouri's Blueprint for Safety.

Transportation Investment Generating Economic Recover (TIGER) Program

FAST provides funding through a competitive application process to support projects, including multimodal and multijurisdictional projects which are difficult to fund through traditional federal programs. Successful TIGER projects leverage resources, encourage partnership, catalyze investment and growth, fill a critical void in the transportation system or provide substantial benefit to the nation, region or metropolitan area in which the project is located.

Transportation Infrastructure Finance and Innovations Act (TIFIA) Loan Program

The TIFIA program provides Federal credit assistance to nationally or regionally significant surface transportation projects, including highway, transit and rail.

Surface Transportation System Funding Alternatives (STSFA) Program

The STSFA provides grant opportunities to states to demonstrate user based alternative revenue mechanisms that utilize a user fee structure to maintain the long-term solvency of the Federal Highway Trust Fund. The FAST Act provides that \$15 million in FY 2016 and \$20 million annually from FY 2017 through FY 2020 be made available for this program. Missouri received \$250,000 in FY 2017.

Accelerated Innovation Deployment (AID) Program

The AID Demonstration program provides funding as an incentive for eligible entities to accelerate the implementation and adoption of innovation in highway transportation projects. FHWA expects approximately \$10 million to be made available for AID grants in each of fiscal years 2016 through 2020. Missouri has received two AID grants totaling \$1.7 million. .

State Transportation Innovation Council (STIC) Incentive Program

The STIC Incentive program provides funding for initiatives that support or offset some of the costs of standardizing innovative practices in a state transportation agency. STIC Incentive funds may be used to develop guidance, standards and specifications; implement process changes; organize peer exchange; or offset implementation costs. STIC Incentive program provides up to \$100,000 annually per state. Missouri has received \$300,000 in STIC program funds since FY 2014.

High-Priority and Transportation Improvement Projects

The Safe, Accountable, Flexible, Efficient Transportation Equity Act: A Legacy for Users (SAFETEA-LU) included 5,091 high-priority projects and 466 transportation improvement projects nationwide specified by the U.S. Congress. Funding for these projects totaled \$14.8 billion and \$2.6 billion respectively over the five years of the federal transportation act with a specified percentage of the project funds made available each year. Funds for SAFETEA-LU projects are subject to the federally imposed guidelines for budgetary limitations, called obligation limitation. However, the obligation limitation associated with the projects does not expire. The following tables list the remaining balances for Missouri's High-Priority and Transportation Improvement projects included in SAFETEA-LU and Transportation Equity Act for the 21st Century (TEA-21) projects. Section 125 of the 2016 U.S. Department of Transportation Appropriations Act authorized states to repurpose unobligated balances of certain eligible earmarks. MoDOT identified 49 earmarks totaling \$72.6 million eligible for repurposing. MoDOT repurposed the eligible earmarks on Statewide Transportation Improvement Program (STIP) projects either already underway or included in the STIP. The list of eligible earmarks and corresponding STIP projects can be found on MoDOT's web page for STIP amendments at http://www.modot.org/plansandprojects/construction_program/STIP2017-2021/documents/WebPostingNovemberEarmark.pdf

**Demonstration Projects
Missouri Department of Transportation
Financial Services
As of February 1, 2017**

DEMO ID	PROJECT DESCRIPTION	FUND CODE	TOTAL AUTHORIZED	ALLOCATION TO DATE	OBLIGATED TO DATE	UNOBLIGATED BALANCE
	<u>SAFETEA-LU: Sec. 1702 - High Priority Projects Program</u>					
MO089	Y Highway US 71 to Mo 58, Cass County	HY1ILY1	1,600,000.00	1,602,360.00	-1,439,839.00	162,521.00
MO096	Highway 350 Access Management Study from I-435 to I-470	HY1ILY1	800,000.00	801,180.00	-717,117.41	84,062.59
MO102	Hanley Road from I-64 to south of State Rte100, St. Louis Co	HY1ILY1	8,000,000.00	8,011,800.00	-2,119,996.00	5,891,804.00
MO104	Study of Highway 160 & Kansas Expressway Corridor	HY1ILY1	1,600,000.00	1,602,360.00	-1,439,840.00	162,520.00
MO106	Renovations/Enhancements on the Bicycle Pedestrian Facility on the Old Chain of Rocks Bridge	HY1ILY1	640,000.00	640,944.00	-558,503.57	82,440.43
MO110	Scudder Road and I-170 interchange improvements, St. Louis Co	HY1ILY1	1,600,000.00	1,602,360.00	-258,730.00	1,343,630.00
MO116	Confluence Greenway Land Acquisition for Riverfront Trail development in St. Louis	HY1ILY1	560,000.00	560,826.00	-503,944.00	56,882.00
	Total Section 1702		14,800,000.00	14,821,830.00	-7,037,969.98	7,783,860.02
	<u>SAFETEA-LU: Sec. 1807 - Nonmotorized Transportation Pilot Program</u>					
	Columbia	LN2	28,185,385.68	28,185,385.68	-25,967,258.61	2,218,127.07
	Total Section 1807		28,185,385.68	28,185,385.68	-25,967,258.61	2,218,127.07
	<u>SAFETEA-LU: Sec. 1934 - Transportation Improvements</u>					
MO169	Hwy 36 Macon to Rte 24 Marion, Ralls, Monroe, Shelby and Macon Counties	LY3	7,000,000.00	7,016,390.00	-6,993,049.11	23,340.89
MO170	Ramsey Creek Bridge, Scott Co	LY3	5,000,000.00	5,011,707.00	-5,011,706.84	0.16
MO173	Construction of riverfront trails in City of Warsaw	LY3	500,000.00	501,170.00	-426,336.56	74,833.44
	Total Section 1934		37,500,000.00	37,587,802.00	-37,489,627.51	98,174.49
	<u>TEA-21</u>					
MO021	Const. Highway 36 Hannibal Bridge and Approaches in Marion Co. - #154	Q92 / Q93	2,400,000.00	2,460,238.00	-2,429,746.79	30,491.21
MO025	Construct the Missouri Center for Advanced Highway Safety (MOCAHS), Missouri - #576	Q92 / Q93	692,750.00	710,137.00	-710,136.00	1.00
MO029	Upgrade Route 6 between I-29 and Route AC at St. Joseph - #797	Q92 / Q93	5,000,000.00	5,125,498.00	-4,918,206.82	207,291.18
	Total TEA-21		8,092,750.00	8,295,873.00	-8,058,089.61	237,783.39

Sub-Allocated Programs

Sub-allocated programs utilize transportation funds provided under the Fixing America's Surface Transportation (FAST) Act. These programs include the Off-System Bridge, Congestion Mitigation and Air Quality, Surface Transportation Block Grant Programs and Transportation Alternatives. The Missouri Department of Transportation administers these programs through its planning and programming functions in the Jefferson City Central Office and seven district offices around the state. Projects under these programs are typically funded on an 80 percent federal / 20 percent local match basis.

A Reasonable Progress Policy was implemented on January 1, 2005 for all of the sub-allocated programs, and updated on October 5, 2010. This policy ensures that Missouri receives the maximum benefit for its federal transportation funds. The policy has two objectives: (1) ensure that federal funds will be programmed for a project within three months of the funds being allocated by MoDOT, and (2) ensure that once a project is programmed it will be constructed. Transportation Management Areas with a reasonable progress policy in place are exempt from MoDOT's Reasonable Progress Policy.

Information on these programs and MoDOT's Reasonable Progress Policy can be found in the Local Public Agency Manual on MoDOT's web site at www.modot.mo.gov/business/manuals/localpublicagency.htm.

Off-System Bridge Replacement and Rehabilitation Program

This program funds the replacement or rehabilitation of deficient bridges located on roads functionally classified as local or rural minor collectors. \$20.1 million of the state's Surface Transportation Block Grant Program (STBG) apportionment are used on off-system bridges and off-system bridge inspections. The Missouri Highways and Transportation Commission allocates STBG funds to the counties and St. Louis City for this program.

The estimated annual allocation for the Off-System Bridge Replacement and Rehabilitation Program in Missouri is \$20.1 million. These funds are distributed to the counties based on the ratio of the replacement cost of the square footage of deficient bridge deck per county compared to the replacement cost of the square footage of deficient bridge deck in all counties of the state.

Northwest District	\$4,737,000	Northeast District	\$2,410,000
Kansas City District	\$2,443,000	Central District	\$2,042,000
St. Louis District	\$1,683,000	Southwest District	\$3,015,000
Southeast District	\$2,827,000	Statewide Inspections	\$1,000,000

On-System Bridge Replacement and Rehabilitation Program

Large Urban Program

This program funds the replacement or rehabilitation of deficient bridges located on roads functionally classified as urban collectors, rural major collectors and arterials. The Transportation Management Areas (TMAs) determined the projects for their areas. The funds for the TMAs were distributed based on the ratio of the replacement cost of the square footage of deficient bridge deck in the TMA to the replacement cost of the square footage of deficient bridge deck in all TMAs of the state. This program has been discontinued by MoDOT, beginning in state fiscal year (SFY) 2017. The last allocation was made in SFY 2016. Existing balances will remain available for use until September 30, 2019. This program has not been included in a federal transportation bill since 1991.

Small Urban Program

This program funds the replacement or rehabilitation of deficient bridges located on roads functionally classified as urban collectors, rural major collectors and arterials. A statewide competitive process was used to select projects located in small cities. This program has been discontinued by MoDOT, beginning in SFY 2017. The last allocation was made in SFY 2016. Existing balances will remain available for use until September 30, 2019. This program has not been included in a federal transportation bill since 1991.

Surface Transportation Block Grant Program

Large Urban Program

This program funds projects such as pavement preservation, bridges, highway expansion, congestion mitigation, safety, environmental mitigation, transit, and pedestrian facilities. FAST mandates that a portion of the Federal Surface Transportation Program funds be spent in the Transportation Management Areas. Transportation Management Areas are urbanized areas with populations greater than 200,000 (large cities). Missouri has four Transportation Management Areas – Mid-America Regional Council in the Kansas City area, East-West Gateway Council of Governments in the St. Louis area, Ozarks Transportation Organization in the Springfield area, and Northwest Arkansas Regional Planning Commission in the Fayetteville-Springdale-Rogers, Arkansas-Missouri area, a small part of which extends into McDonald County in southwest Missouri. Their allocations are distributed based on their population relative to the state.

The Surface Transportation Block Grant Program has the most flexible funding allocation among the sub-allocated programs. Projects on roads functionally classified as local or rural minor collectors are not eligible for these funds. However, all bridge projects are eligible, regardless of their functional classification.

The Transportation Management Area identifies regional transportation needs. The Transportation Management Area works in coordination with the state and local agencies to address the regional needs, to define the scope of projects, and to identify appropriate

project sponsors. Any agency, state or local, that wants to sponsor a project submits an application to the Transportation Management Area. Projects that MoDOT sponsors compete with all other applications for Large Urban Funding using the Transportation Management Area-defined prioritization process.

The annual allocation for the Large Urban Program in Missouri is approximately \$62.2 million. This figure includes the urban clusters (populations between 5,000 to 50,000) and small urbanized areas (population between 50,000 to 200,000) within the Kansas City, St. Louis and Southwest district boundaries.

Small Urban Program

This program funds pavement preservation, bridges, highway expansion, congestion mitigation, safety, environmental mitigation, and transit and pedestrian facilities in cities with an urban cluster population between 5,000 and 50,000, or an urbanized area population between 50,000 and 200,000. This program has been discontinued by MoDOT, beginning in SFY 2017. The last allocation was made in SFY 2016. Existing balances will remain available for use until September 30, 2019. This program has not been included in a federal transportation bill since 1991.

Transportation Alternatives Program

Project examples include facilities for bicycle and pedestrian activities, construction of overlooks for scenic views, control and removal of outdoor advertising, and wildlife crossings. Projects are selected through a competitive process. The annual allocation for the Transportation Alternatives Program in Missouri is approximately \$17.2 million, with half provided to the sub-allocated program and half retained for MoDOT use. The half retained by MoDOT will be used for Americans With Disabilities Act (ADA) Transition Plan activities to improve access at crosswalks.

Congestion Mitigation and Air Quality

Project examples include alternative fuel vehicle research, signal coordination, transit services, intelligent transportation systems, bike/pedestrian facilities, rideshare programs, programs to educate the public about air quality ozone issues, construction of high occupancy vehicle lanes and congestion management systems. FAST mandates that federal funds for this program be spent on projects that improve air quality in affected areas. Affected areas are defined as areas that are required by the Clean Air Act to address air quality issues. MoDOT distributes funding to eligible areas for project selection. The Environmental Protection Agency (EPA) determines the geographical boundaries for this program.

The Federal Highway Administration and the EPA establish the Congestion Mitigation and Air Quality Improvement Program funding levels and eligible work types. The purpose of these funds is to reduce transportation-related emissions and improve air

quality. A Congestion Mitigation and Air Quality (CMAQ) guidance booklet is available at:
www.fhwa.dot.gov/environment/air_quality/cmaq.

Missouri receives approximately \$22.2 million annually. The Missouri Highways and Transportation Commission approved a funding distribution such that the estimated minimum guarantee of CMAQ funds to Missouri is distributed to East-West Gateway Council of Governments (EWG) in the St. Louis area and Mid-America Regional Council (MARC) in the Kansas City area. The remaining CMAQ funds (the total Missouri CMAQ funds less the estimated minimum guarantee) will be distributed to the areas not meeting federal air quality requirements. EWG (St. Louis area) - \$19.5 million, MARC (Kansas City area) - \$2.7 million.

Recreational Trails Program – Department of Natural Resources

The Recreational Trails Program (RTP) is a federally-funded assistance program authorized by the U.S. Congress under the Fixing America's Surface Transportation (FAST) Act. Its purpose is to help states provide and maintain recreational trails and trail-related facilities for both motorized and non-motorized recreational use. Examples of recreational trail uses include hiking, bicycling, in-line skating, equestrian use, boating, off-road motorcycling, all-terrain vehicle riding, four-wheel driving or using other off-road motorized vehicles.

The U.S. Department of Transportation, Federal Highway Administration (FHWA), oversees the RTP and has delegated the administration of the program to each state. In Missouri, the Governor has designated the Department of Natural Resources (DNR) as the agency responsible for administering the RTP.

The Department of Natural Resources holds a competitive grant round each year and distributes the funding in response to recreational trail needs within the state. The Recreational Trails Program competitive grants are scored and ranked by an eight member Missouri Trail Advisory Board which represents diverse trail interest groups. The Recreational Trails Program encourages trail enthusiasts to work together to provide a wide variety of recreational trail opportunities.

The fiscal year 2016 Missouri grantees (approved fall 2016) are shown in the tables on the following pages. The fiscal year 2017 projects will be amended to the STIP after the projects have been approved, in late summer or fall of 2017.

For a grant application or to address questions regarding the Recreational Trails Program, call Missouri Department of Natural Resources' Missouri State Parks' Grants Management Section at (573) 522-8191.

Recreational Trails Program - FY2016 Grant Recipients

Grant #	Project Sponsor and Scope of Work	Project Cost	Grant Award
2016-02	Missouri River Relief Hosting four river trail cleanups along with educational sessions about the Missouri River Water Trail. <i>Statewide</i>	\$30,000	\$10,000
2016-03	Friends of Trails End Development and installation of informational kiosk along existing trail. <i>Pettis</i>	\$12,500	\$10,000
2016-04	Von Holten Ranch LLC Development of educational obstacle course for equestrian riders. 25 obstacles will be installed for riders to use. <i>Pettis</i>	\$16,350	\$9,750
2016-05	Missouri State Parks Purchase of equipment to be used on motorized trails. <i>Statewide</i>	\$137,500	\$110,000
2016-06	Marais des Cygnes Development of 0.4 miles of 5 foot wide natural surface trail, picnic tables at six rest areas, restrooms including ADA restroom. <i>Bates</i>	\$86,526	\$61,526
2016-07	City of Park Hills Development of trailhead to include parking lot, restrooms, connecting trail of 2,000 foot long by 12 foot wide compacted rock. Trail will connect to St. Joe State Park Off Road Vehicle trails. <i>St. Francois</i>	\$206,270	\$150,000

Recreational Trails Program - FY2016 Grant Recipients

Grant #	Project Sponsor and Scope of Work	Project Cost	Grant Award
2016-08	City of Osceola Development of water trail, trailhead with restroom, kayaks, paddle boats, life jackets, storage building, informational kiosks, 8 foot wide crushed limestone trail and one bench. <i>St. Clair</i>	\$46,900	\$31,000
2016-09	Missouri State Parks Non-motorized trail improvements statewide. <i>Statewide</i>	\$314,735	\$251,789
2016-10	City of Columbia Parks and Recreation Replacement of 2 existing trail bridges along the MKT trail. <i>Boone</i>	\$250,000	\$150,000
2016-11	Monroe County Commission Development of trailhead to include parking lot and picnic area, including 100 foot of trail and meditative area with park benches. <i>Monroe</i>	\$7,942	\$4,059
2016-12	Joplin Trails Coalition Development of 1.5 mile trail 8 foot wide limestone screening. <i>Jasper</i>	\$49,166	\$34,360
2016-13	City of Washington Development of 1 mile trail 12 foot wide hard surface asphalt trail. <i>Franklin</i>	\$660,056	\$150,000

Recreational Trails Program - FY2016 Grant Recipients

Grant #	Project Sponsor and Scope of Work	Project Cost	Grant Award
2016-14	Forest Lake Area Trails System Development of 0.7 mile of 8 foot wide by 5 inches deep concrete trail, to include trailhead, bike racks, trash cans, benches and dog waste station. <i>Adair</i>	\$246,012	\$147,713
2016-15	Jefferson City Parks, Recreation and Forestry Department Development of trailhead to include parking lot, restrooms, misting station, water fountain, bike rack, park benches and lighting. <i>Cole</i>	\$309,000	\$150,000
2016-16	Kansas City Development of 1.3 miles of 10 foot wide by 6 inch thick concrete trail. <i>Platte</i>	\$1,165,523	\$150,000
2016-17	City of Columbia Parks and Recreation Development and installation of information kiosks at 19 trailheads along with replacement of one trailhead sign. <i>Boone</i>	\$13,330	\$10,000
Totals		\$3,551,810	\$1,430,197

Federal Lands Access Program

The Federal Lands Access Program is a subcomponent of the Federal Lands Highway Program, as authorized in FAST. The Federal Lands Access Program provides funds for projects on Federal Lands to access transportation facilities that are located adjacent to, or that provide access to Federal lands. Eligible activities include:

- Transportation planning, research, engineering, preventive maintenance, rehabilitation, restoration, construction and reconstruction of Federal lands access transportation facilities located on or adjacent to, or that provide access to, Federal land, and –
 - adjacent vehicular parking areas;
 - acquisition of necessary scenic easements and scenic or historic sites;
 - provisions for pedestrians and bicycles;
 - environmental mitigation in or adjacent to Federal land to improve public safety and reduce vehicle-caused wildlife mortality while maintaining habitat connectivity;
 - construction and reconstruction of roadside rest areas, including sanitary and water facilities; and
 - other appropriate public road facilities.
- Operations and maintenance of transit facilities
- Any transportation project eligible for assistance under Title 23 of the United States Code that is within or adjacent to, or that provides access to, Federal land.

Federal lands access transportation facilities include public highway, road, bridge, trail, or transit systems that are located on, adjacent to, or provide access to Federal lands for which title or maintenance responsibility belongs to a state, county, town, township, tribal, municipal or local government.

The Eastern Federal Lands Highways Division of the Federal Highway Administration administers the program in Missouri. The estimated annual allocation for Missouri is \$1.4 million.

The Fiscal Years 2017-2020 Call for Projects is closed. Once the projects have been selected, they will be posted on the following link. The project lists for Fiscal Years 2013-2014 and 2015-2018 are available at:

<http://flh.fhwa.dot.gov/programs/flap/mo/>

Additional information about the Federal Lands Access Program may be found at:

<http://flh.fhwa.dot.gov/programs/flap/>.

Ferry Boat Federal Program

FAST provides capital funds to the public ferry services of Mississippi County Port Authority, Ozark National Park Service and St. Genevieve-Modoc which operate in lieu of constructing a bridge or tunnel. Funds are distributed by a formula based on the number of passengers, vehicles and total route miles. Funds can be used by the designated operator for activities such as construction of terminal facilities, ferry boat upgrades and docks. These funds cannot be used for routine maintenance, operating costs, other transportation purposes, nor by any other entity. Missouri receives approximately \$100,000 annually for this program.

Multimodal

The Multimodal Division performs statewide planning, grant administration, and technical assistance in the areas of aviation, railroads, transit, freight development, and waterways. In addition, MoDOT has regulatory responsibility over railroads.

The Fixing America's Surface Transportation (FAST) Act of 2015, Federal Aviation Administration (FAA) Modernization and Reform Act of 2012, and state revenue provide the proposed funding for this section. Changes in any fiscal year may occur depending on the availability of state, federal or local funds; federal or state laws and regulations; local goals and objectives; or unforeseen changes in planning variables. This section begins with an estimated financial summary for the next five state fiscal years.

Program descriptions are included within the appropriate modal area of responsibility. The programs listed support local projects that are locally matched, owned, and operated. These projects are impacted by community priorities and budgets. Therefore, the projects change with the dynamics around the community.

This STIP includes anticipated State General Revenue funds; however, these are subject to the legislative appropriations process and gubernatorial release of funds.

Multimodal Estimated Financial Summary – FY 2018-2022

Table 7-1 Multimodal Estimated Financial Summary

		STATE FISCAL YEAR PROJECT BUDGETING					
		7/2017-6/2018	7/2018-6/2019	7/2019-6/2020	7/2020-6/2021	7/2021-6/2022	Total
STAR Fund	State Cost	1,000,000	1,000,000	1,000,000	1,000,000	1,000,000	5,000,000
	Total	1,000,000	1,000,000	1,000,000	1,000,000	1,000,000	5,000,000
Aviation Program	Federal Cost	35,018,000	34,814,000	25,703,000	22,683,000	17,955,000	136,173,000
	State Cost	10,108,000	5,460,000	4,220,500	3,155,000	5,367,000	28,310,500
	Total	45,126,000	40,274,000	29,923,500	25,838,000	23,322,000	164,483,500
Railroad Program State Supported Passenger Rail Service	State Cost	9,100,000	9,100,000	9,100,000	9,100,000	9,100,000	45,500,000
	Total	9,100,000	9,100,000	9,100,000	9,100,000	9,100,000	45,500,000
Railroad Program Station Improvements	State Cost	25,000	25,000	25,000	25,000	25,000	125,000
	Total	25,000	25,000	25,000	25,000	25,000	125,000
Railroad Program Rail Crossing Safety Program	Federal Cost	7,901,400	6,115,000	4,980,000	2,480,000	0	21,476,400
	State Cost	924,600	735,000	720,000	200,000	0	2,579,600
	Total	8,826,000	6,850,000	5,700,000	2,680,000	0	24,056,000
Transit Program – FTA Section 5303 and 5305	Federal Cost	1,700,000	1,700,000	1,700,000	1,700,000	1,700,000	8,500,000
	Total	1,700,000	1,700,000	1,700,000	1,700,000	1,700,000	8,500,000
Transit Program – FTA Section 5304	Federal Cost	544,000	327,000	327,000	327,000	327,000	1,852,000
	Total	544,000	327,000	327,000	327,000	327,000	1,852,000
Transit Program – FTA Section 5309	Federal Cost	1,600,000	0	0	0	0	1,600,000
	Total	1,600,000	0	0	0	0	1,600,000
Transit Program – FTA Section 5310	Federal Cost	5,500,000	3,876,300	3,876,300	3,876,300	3,876,300	21,005,200
	Total	5,500,000	3,876,300	3,876,300	3,876,300	3,876,300	21,005,200
Transit Program – FTA Section 5311	Federal Cost	21,250,000	21,250,000	17,750,000	17,750,000	17,750,000	95,750,000
	Total	21,250,000	21,250,000	17,750,000	17,750,000	17,750,000	95,750,000
Transit Program – FTA Section 5311 (b)	Federal Cost	325,000	325,000	325,000	325,000	325,000	1,625,000
	Total	325,000	325,000	325,000	325,000	325,000	1,625,000

Table 7-1 Multimodal Estimated
Financial Summary

		STATE FISCAL YEAR PROJECT BUDGETING					
		7/2017- 6/2018	7/2018- 6/2019	7/2019- 6/2020	7/2020- 6/2021	7/2021- 6/2022	Total
Transit Program – FTA Section 5316	Federal Cost	46,000	0	0	0	0	46,000
	Total	46,000	0	0	0	0	46,000
Transit Program – FTA Section 5317	Federal Cost	806,000	0	0	0	0	806,000
	Total	806,000	0	0	0	0	806,000
Transit Program – FTA Section 5329	Federal Cost	700,000	560,000	560,000	560,000	560,000	2,940,000
	State Cost	175,000	140,000	140,000	140,000	140,000	735,000
	Total	875,000	700,000	700,000	700,000	700,000	3,675,000
Transit Program – FTA Section 5339	Federal Cost	6,641,300	2,410,600	2,410,600	2,410,600	2,410,600	16,283,700
	Total	6,641,300	2,410,600	2,410,600	2,410,600	2,410,600	16,283,700
Transit Program MEHTAP	State Cost	2,468,607	2,468,607	2,468,607	2,468,607	2,468,607	12,343,035
	Total	2,468,607	2,468,607	2,468,607	2,468,607	2,468,607	12,343,035
Transit Program Missouri State Transit Assistance	State Cost	1,710,875	1,710,875	1,710,875	1,710,875	1,710,875	8,554,375
	Total	1,710,875	1,710,875	1,710,875	1,710,875	1,710,875	8,554,375
Waterways Program Port Administration	State Cost	600,000	600,000	600,000	600,000	600,000	3,000,000
	Total	600,000	600,000	600,000	600,000	600,000	3,000,000
Waterways Program Ferryboat Operating Assistance	State Cost	176,000	176,000	176,000	176,000	176,000	880,000
	Total	176,000	176,000	176,000	176,000	176,000	880,000
Waterways Program Port Capital Improvement	State Cost	5,436,567	7,500,000	7,500,000	7,500,000	7,500,000	35,436,567
	Total	5,436,567	7,500,000	7,500,000	7,500,000	7,500,000	35,436,567
Freight Enhancement Program	State Cost	1,000,000	1,000,000	1,000,000	1,000,000	1,000,000	5,000,000
	Total	1,000,000	1,000,000	1,000,000	1,000,000	1,000,000	5,000,000
TOTAL	Federal Cost	82,031,700	71,377,900	57,631,900	52,111,900	44,903,900	308,057,300
	State Cost	32,724,649	29,915,482	28,660,982	27,075,482	29,087,482	147,464,077
	Total	114,756,349	101,293,382	86,292,882	79,187,382	73,991,382	455,521,377

State Transportation Assistance Revolving Fund

In 1996, Senate Bill 780 established the State Transportation Assistance Revolving Fund, and an initial appropriation of \$2.5 million was made in 1997. Provisions are contained in the Revised Statutes of Missouri (RSMo) 226.191. The Missouri Highways and Transportation Commission administers the fund, which assists political subdivisions or not-for-profit organizations in the development of non-highway transportation facilities. This includes aviation, rail, water, freight or transit facilities. Funds cannot be used for operating expenses or for the construction or maintenance of state highways. The following are the specific eligibility requirements:

- The planning, acquisition, development and construction of facilities for transportation by air, water, rail, freight or transit;
- The purchase of vehicles for the transportation of elderly or handicapped persons; or
- The purchase of rolling stock for transit purposes.

Applications are received and reviewed at any time. Loans are awarded based on the type of project, the benefit to the public, the financial viability and the local sponsor's willingness and ability to complete the project. Loan repayments and any interest earned go back into the fund for additional transportation projects. Since its inception, this program has been primarily used to help local public airports finance improvements not eligible for federal or state grant programs. This includes hangar, terminal building, and fuel facility projects. The program also assisted in financing a multimodal facility in St. Louis to bring together passenger rail, light rail, and public transit modes.

Aviation

Aviation

Grant Program Funding - Aviation grant programs assist in the planning, purchase, construction, maintenance and improvement of airports.

Federal funding is appropriated by the U.S. Congress through the Federal Airport Improvement Program and provides up to 90 percent of eligible project costs. Missouri is one of ten states currently participating in the State Block Grant Program, under which MoDOT administers federal aviation funding to general aviation airports. The FAA programs and administers federal funding to the airports with commercial passenger service over 10,000 annual passenger enplanements including Lambert-St. Louis International, Kansas City International, Springfield-Branson National, Columbia Regional, and Joplin Regional.

There is a significant amount of uncertainty associated with federal aviation funding. Notification of the amount to be received and the actual transfer of funds often do not occur until several months into the federal fiscal year. Also, the non-primary airport entitlement program can significantly impact funding available for MoDOT programming, but it is only implemented if Congress appropriates funding above a threshold level. There are currently 70 airports participating in this program. Eligible airports may receive federal funding of up to \$150,000 annually. MoDOT is basically a pass-through agency for the non-primary airport entitlement program. There are also opportunities for additional federal funding through discretionary grants. MoDOT staff aggressively pursues this additional funding whenever possible. Current federal authorization legislation for the Federal Aviation Administration and for the Airport Improvement Program (AIP), which includes all federal aviation funding, expires on September 30, 2017.

State funding comes from the State Aviation Trust Fund, which derives its revenue from a portion of the state sales tax on jet fuel and a 9-cent per gallon tax on aviation gasoline. On state/local projects, the state can provide up to 90 percent of eligible project costs. The state can also provide up to 50 percent of the local share on federally funded projects. Safety-related equipment and services do not require cost sharing.

Project Priorities - The primary sources for prioritizing airport projects are the FAA National Plan of Integrated Airport Systems (NPIAS), the MoDOT State Airport System Plan, and the Capital Improvement Plans (CIPs) submitted by airports. The National Plan of Integrated Airport Systems establishes basic criteria for airports to be eligible for federal aviation funds. The State Airport System Plan is a working document updated regularly to reflect current activity levels and changes to airport facilities and air navigation aids. All federally-obligated airports are required to annually submit an updated CIP, and non-NPIAS airports are encouraged, but not required, to submit similar documentation. These plans document an airport's upcoming project needs.

Project applications are reviewed and funds are distributed based on an established priority system that considers items such as the number of based aircraft, activity levels and the type of project requested. To program AIP funds, FAA requires MoDOT Aviation to utilize the project prioritization formula in FAA Order 5100.39A. This formula determines how projects compete for federal funding. MoDOT Aviation uses the same prioritization formula to program Aviation Trust Fund projects, but also considers additional factors, such as the political subdivision's willingness and ability to complete the project, commitment of local matching funds, prior maintenance and support of the airport, and aviation

staff knowledge of airport needs. Project needs always exceed the funds available, so throughout the project prioritization process, MoDOT Aviation works closely with airport sponsors to discuss project needs, to ensure they are aware of what can and cannot be funded, and to package projects together that will best compete for federal funding. These detailed discussions with airport sponsors ensure that airports are already aware of which projects will be programmed prior to the release of the STIP.

MISSOURI STATEWIDE TRANSPORTATION PROGRAM FY 2018-2022
AVIATION PROGRAM

Table 7-2 Aviation Funding

District		7/2017- 6/2018	7/2018- 6/2019	7/2019- 6/2020	7/2020- 6/2021	7/2021- 6/2022
Northwest	Federal Cost	3,990,000	5,277,000	1,050,000	1,050,000	2,520,000
	State Cost	0	0	0	0	0
	Local Cost	443,333	253,000	116,667	116,667	280,000
	Total	4,333,333	5,530,000	1,166,667	1,166,667	2,800,000
Northeast	Federal Cost	1,882,500	1,320,000	1,050,000	8,500,000	900,000
	State Cost	522,000	0	0	558,000	0
	Local Cost	225,500	146,667	116,667	562,000	100,000
	Total	2,630,000	1,466,667	1,166,667	9,620,000	1,000,000
Kansas City	Federal Cost	15,165,000	10,710,000	1,800,000	1,350,000	1,050,000
	State Cost	967,500	625,000	1,000,000	360,000	0
	Local Cost	967,500	1,120,556	311,111	190,000	116,667
	Total	17,100,000	12,455,555	3,111,111	1,900,000	1,166,667
Central	Federal Cost	4,380,000	8,754,000	15,030,000	4,290,000	2,100,000
	State Cost	638,000	50,000	950,000	50,000	50,000
	Local Cost	602,000	1,022,667	1,823,333	526,667	283,333
	Total	5,620,000	9,826,667	17,833,333	4,866,667	2,433,333
St. Louis	Federal Cost	2,677,500	2,505,000	2,400,000	1,950,000	750,000
	State Cost	4,050,000	400,000	0	0	0
	Local Cost	747,500	475,000	266,667	216,667	83,333
	Total	7,475,000	3,380,000	2,666,667	2,166,667	833,333
Southwest	Federal Cost	1,650,000	2,130,000	1,500,000	2,670,000	1,650,000
	State Cost	573,320	1,153,000	110,000	85,000	3,935,000
	Local Cost	264,813	343,667	196,667	251,667	638,333
	Total	2,488,333	3,626,667	1,806,667	3,006,667	6,223,333
Southeast	Federal Cost	4,950,000	3,345,000	2,550,000	2,550,000	3,930,000
	State Cost	2,633,180	1,697,000	495,500	437,000	167,000
	Local Cost	824,020	541,667	319,833	313,333	436,667
	Total	8,407,000	5,583,667	3,365,333	3,300,333	4,533,667

**MISSOURI STATEWIDE TRANSPORTATION PROGRAM FY 2018-2022
AVIATION PROGRAM**

Table 7-2 Aviation Funding

District		7/2017- 6/2018	7/2018- 6/2019	7/2019- 6/2020	7/2020- 6/2021	7/2021- 6/2022
Statewide	Federal Cost	323,000	773,000	323,000	323,000	5,055,000
	State Cost	724,000	1,535,000	1,665,000	1,665,000	1,215,000
	Local Cost	66,000	150,556	170,556	170,556	646,306
	Total	1,113,000	2,458,556	1,258,556	2,158,556	6,916,306
TOTAL	Federal Cost	35,018,000	34,814,000	25,703,000	22,683,000	17,955,000
	State Cost	10,108,000	5,460,000	4,220,500	3,155,000	5,367,000
	Local Cost	4,140,666	4,053,780	3,321,501	2,347,556	2,584,639
	Total	49,266,666	44,327,780	33,245,001	28,185,556	25,906,639



2018 – 2022 Aviation Anticipated Project Schedule

Projects in thousands of dollars

Subject to the approval of the local property owner, the Transportation Improvement Program by the governing Metropolitan Planning Organization (as applicable), and as funds are available.

					State Fiscal Year Project Budget				
					7/2017-6/2018	7/2018-6/2019	7/2019-6/2020	7/2020-6/2021	7/2021-6/2022
District: SE	County: Douglas	Pavement Maintenance	Federal:	State:	1125				
City: Ava				Local:					
Status: Design			1013	112					
Mode: AIR		Estimate Total:	1125						
District: SE	County: St. Francois	Pavement Maintenance	Federal:	State:	160				
City: Bonne Terre				Local:					
Status: Design			144	16					
Mode: AIR		Estimate Total:	160						
District: CD	County: Cooper	Runway 18/36 Reconstruction	Federal:	State:	3660				
City: Boonville				Local:					
Status: Scoping			3294	366					
Mode: AIR		Estimate Total:	3660						
District: SW	County: Taney	Apron Rehabilitation	Federal:	State:	920				
City: Branson Downtown				Local:					
Status: Scoping			828	92					
Mode: AIR		Estimate Total:	920						



2018 – 2022 Aviation Anticipated Project Schedule *Projects in thousands of dollars*

Subject to the approval of the local property owner, the Transportation Improvement Program by the governing Metropolitan Planning Organization (as applicable), and as funds are available.

					State Fiscal Year Project Budget				
					7/2017-6/2018	7/2018-6/2019	7/2019-6/2020	7/2020-6/2021	7/2021-6/2022
District:	CD	Apron Rehabilitation			950				
County:	Camden								
City:	Camdenton								
Status:	Design								
Mode:	AIR								
		Federal:	State:	Local:					
		855		95					
		Estimate Total:			950				
District:	CD	Land Acquisition for Runway Extension and Partial Parallel Taxiway			600				
County:	Camden								
City:	Camdenton								
Status:	In Progress								
Mode:	AIR								
		Federal:	State:	Local:					
		150	390	60					
		Estimate Total:			600				
District:	CD	Clearing and Grading for Runway Extension/Parallel Taxiway			5700				
County:	Camden								
City:	Camdenton								
Status:	Scoping								
Mode:	AIR								
		Federal:	State:	Local:					
		5130		570					
		Estimate Total:			5700				
District:	CD	Extend Runway 15/33 1000' & Complete Parallel Taxiway			2600				
County:	Camden								
City:	Camdenton								
Status:	Scoping								
Mode:	AIR								
		Federal:	State:	Local:					
		2340		260					
		Estimate Total:			2600				



2018 – 2022 Aviation Anticipated Project Schedule *Projects in thousands of dollars*

Subject to the approval of the local property owner, the Transportation Improvement Program by the governing Metropolitan Planning Organization (as applicable), and as funds are available.

						State Fiscal Year Project Budget				
						7/2017-6/2018	7/2018-6/2019	7/2019-6/2020	7/2020-6/2021	7/2021-6/2022
District:	SE					190				
County:	Dunklin	Pavement Maintenance								
City:	Campbell	Federal:	State:	Local:						
Status:	Design		171	19						
Mode:	AIR	Estimate Total:	190							
District:	SE					167				
County:	Scott	Operate Air Traffic Control Tower								
City:	Cape Girardeau	Federal:	State:	Local:						
Status:	Operations		835							
Mode:	AIR	Estimate Total:	835							
District:	SE					950				
County:	Scott	Runway 02/20 Rehabilitation								
City:	Cape Girardeau	Federal:	State:	Local:						
Status:	Design		855	95						
Mode:	AIR	Estimate Total:	950							
District:	SE					300				
County:	Scott	Runway 10/28 Lighting Rehabilitation								
City:	Cape Girardeau	Federal:	State:	Local:						
Status:	Construction		270	30						
Mode:	AIR	Estimate Total:	300							



2018 – 2022 Aviation Anticipated Project Schedule

Projects in thousands of dollars

Subject to the approval of the local property owner, the Transportation Improvement Program by the governing Metropolitan Planning Organization (as applicable), and as funds are available.

					State Fiscal Year Project Budget				
					7/2017-6/2018	7/2018-6/2019	7/2019-6/2020	7/2020-6/2021	7/2021-6/2022
District:	SE				400				
County:	Scott	Master Plan Update							
City:	Cape Girardeau	Federal:	State:	Local:					
Status:	Scoping		360	40					
Mode:	AIR	Estimate Total:	400						
District:	SE				350				
County:	Scott	Acquire Aircraft Rescue and Fire-Fighting Vehicle							
City:	Cape Girardeau	Federal:	State:	Local:					
Status:	In Progress	315		35					
Mode:	AIR	Estimate Total:	350						
District:	NW				3330				
County:	Livingston	Runway 14/32 Reconstruction							
City:	Chillicothe	Federal:	State:	Local:					
Status:	Scoping	3297		33					
Mode:	AIR	Estimate Total:	3330						
District:	CD				1000				
County:	Boone	Apron and Taxilane Rehabilitation							
City:	Columbia	Federal:	State:	Local:					
Status:	Scoping		900	100					
Mode:	AIR	Estimate Total:	1000						



2018 – 2022 Aviation Anticipated Project Schedule *Projects in thousands of dollars*

Subject to the approval of the local property owner, the Transportation Improvement Program by the governing Metropolitan Planning Organization (as applicable), and as funds are available.

					State Fiscal Year Project Budget				
					7/2017-6/2018	7/2018-6/2019	7/2019-6/2020	7/2020-6/2021	7/2021-6/2022
District: SE	County: Ripley	Pavement Maintenance	Federal:	State: 522	580				
City: Doniphan			Local: 58						
Status: Design									
Mode: AIR		Estimate Total: 580							
District: SE	County: St. Francois	Acquire Land for Runway Extension and Obstruction Removal; Clear Obstructions	Federal:	State: 1170	1300				
City: Farmington			Local: 130						
Status: In Progress									
Mode: AIR		Estimate Total: 1300							
District: SE	County: Madison	Apron Reconstruction	Federal: 630	State:	500 200				
City: Fredericktown				Local: 70					
Status: Design									
Mode: AIR		Estimate Total: 700							
District: SE	County: Madison	Taxiway Reconstruction	Federal: 1080	State:	900 300				
City: Fredericktown				Local: 120					
Status: Design									
Mode: AIR		Estimate Total: 1200							



2018 – 2022 Aviation Anticipated Project Schedule

Projects in thousands of dollars

Subject to the approval of the local property owner, the Transportation Improvement Program by the governing Metropolitan Planning Organization (as applicable), and as funds are available.

					State Fiscal Year Project Budget				
					7/2017-6/2018	7/2018-6/2019	7/2019-6/2020	7/2020-6/2021	7/2021-6/2022
District: KC	County: Cass	Pavement Maintenance	Federal:	State:					
City: Harrisonville				Local:					
Status: Scoping		450		360	900				
Mode: AIR				Estimate Total: 900					
District: SE	County: Dunklin	Pavement Maintenance	Federal:	State:					
City: Hornersville				Local:					
Status: Design				292	325				
Mode: AIR				Estimate Total: 325					
District: CD	County: Callaway	Operate Air Traffic Control Tower	Federal:	State:					
City: Jefferson City				Local:					
Status: Operations				250	50	50	50	50	50
Mode: AIR				Estimate Total: 250					
District: SW	County: Jasper	Operate Air Traffic Control Tower	Federal:	State:					
City: Joplin				Local:					
Status: Operations				100	20	20	20	20	20
Mode: AIR				Estimate Total: 100					



2018 – 2022 Aviation Anticipated Project Schedule *Projects in thousands of dollars*

Subject to the approval of the local property owner, the Transportation Improvement Program by the governing Metropolitan Planning Organization (as applicable), and as funds are available.

					State Fiscal Year Project Budget									
					7/2017-6/2018	7/2018-6/2019	7/2019-6/2020	7/2020-6/2021	7/2021-6/2022					
District:	CD				1750									
County:	Miller	Reconstruct Parallel Taxiway Phase I												
City:	Kaiser-Lee C. Fine	Federal:	State:	Local:										
Status:	Construction	1575		175										
Mode:	AIR	Estimate Total: 1750												
District:	CD				2100									
County:	Miller	Reconstruct Parallel Taxiway Phase II												
City:	Kaiser-Lee C. Fine	Federal:	State:	Local:										
Status:	Scoping	1890		210										
Mode:	AIR	Estimate Total: 2100												
District:	KC				250									
County:	Clay	Apron Rehabilitation												
City:	Kansas City Downtown	Federal:	State:	Local:										
Status:	Design		225	25										
Mode:	AIR	Estimate Total: 250												
District:	KC				556									
County:	Platte	Apron Rehabilitation Phase I												
City:	Kansas City International	Federal:	State:	Local:										
Status:	Scoping		500	56										
Mode:	AIR	Estimate Total: 556												



2018 – 2022 Aviation Anticipated Project Schedule

Projects in thousands of dollars

Subject to the approval of the local property owner, the Transportation Improvement Program by the governing Metropolitan Planning Organization (as applicable), and as funds are available.

					State Fiscal Year Project Budget				
					7/2017-6/2018	7/2018-6/2019	7/2019-6/2020	7/2020-6/2021	7/2021-6/2022
District:	KC								
County:	Platte	Apron Rehabilitation Phase II							
City:	Kansas City International	Federal:	State:	Local:					
Status:	Scoping		1000	111					
Mode:	AIR	Estimate Total:	1111						
District:	NE								
County:	Adair	Apron Rehabilitation							
City:	Kirksville	Federal:	State:	Local:					
Status:	Construction	475		25					
Mode:	AIR	Estimate Total:	500						
District:	NE								
County:	Adair	Rehabilitate Taxilanes							
City:	Kirksville	Federal:	State:	Local:					
Status:	Construction	237		13					
Mode:	AIR	Estimate Total:	250						
District:	NE								
County:	Adair	Reconstruct Runway 18/36							
City:	Kirksville	Federal:	State:	Local:					
Status:	Scoping	7600		400					
Mode:	AIR	Estimate Total:	8000						



2018 – 2022 Aviation Anticipated Project Schedule

Projects in thousands of dollars

Subject to the approval of the local property owner, the Transportation Improvement Program by the governing Metropolitan Planning Organization (as applicable), and as funds are available.

					State Fiscal Year Project Budget				
					7/2017-6/2018	7/2018-6/2019	7/2019-6/2020	7/2020-6/2021	7/2021-6/2022
District:	CD				1700				
County:	Laclede	Runway 18/36 Rehabilitation							
City:	Lebanon	Federal:	State:	Local:					
Status:	Scoping	1530		170					
Mode:	AIR	Estimate Total: 1700							
District:	KC				1000				
County:	Jackson	Land Acquisition for Runway Extension Phase III							
City:	Lee's Summit	Federal:	State:	Local:					
Status:	In Progress	900	50	50					
Mode:	AIR	Estimate Total: 1000							
District:	KC				10500				
County:	Jackson	Pavement and Lighting for Runway Extension/Parallel Taxiway							
City:	Lee's Summit	Federal:	State:	Local:					
Status:	Construction	9450	525	525					
Mode:	AIR	Estimate Total: 10500							
District:	KC				30002200				
County:	Jackson	Replace and Extend Taxiway A							
City:	Lee's Summit	Federal:	State:	Local:					
Status:	Design	4680	260	260					
Mode:	AIR	Estimate Total: 5200							



2018 – 2022 Aviation Anticipated Project Schedule

Projects in thousands of dollars

Subject to the approval of the local property owner, the Transportation Improvement Program by the governing Metropolitan Planning Organization (as applicable), and as funds are available.

					State Fiscal Year Project Budget				
					7/2017-6/2018	7/2018-6/2019	7/2019-6/2020	7/2020-6/2021	7/2021-6/2022
District:	KC				350300				
County:	Jackson	Install Taxiway A Lighting							
City:	Lee's Summit	Federal:	State:	Local:					
Status:	Design	585	32	33					
Mode:	AIR	Estimate Total: 650							
District:	NE				300300				
County:	Macon	Apron Reconstruction							
City:	Macon	Federal:	State:	Local:					
Status:	Design	540		60					
Mode:	AIR	Estimate Total: 600							
District:	NW				600500				
County:	Nodaway	Apron Rehabilitation							
City:	Maryville	Federal:	State:	Local:					
Status:	Design	990		110					
Mode:	AIR	Estimate Total: 1100							
District:	SW				300				
County:	Barry	Apron Rehabilitation							
City:	Monett	Federal:	State:	Local:					
Status:	Scoping		270	30					
Mode:	AIR	Estimate Total: 300							



2018 – 2022 Aviation Anticipated Project Schedule *Projects in thousands of dollars*

Subject to the approval of the local property owner, the Transportation Improvement Program by the governing Metropolitan Planning Organization (as applicable), and as funds are available.

					State Fiscal Year Project Budget				
					7/2017-6/2018	7/2018-6/2019	7/2019-6/2020	7/2020-6/2021	7/2021-6/2022
District: SW	County: Barry	Land Acquisition for Runway Extension			700				
City: Monett	Federal:	State:	Local:						
Status: In Progress	630	35	35						
Mode: AIR	Estimate Total: 700								
District: SW	County: Barry	Design for Runway Extension			1300				
City: Monett	Federal:	State:	Local:						
Status: Scoping	1170	65	65						
Mode: AIR	Estimate Total: 1300								
District: NE	County: Monroe	Pavement Maintenance			580				
City: Monroe City	Federal:	State:	Local:						
Status: Design		522	58						
Mode: AIR	Estimate Total: 0								
District: KC	County: Clay	Reconstruct T-Hangar Taxilanes			1000				
City: Mosby	Federal:	State:	Local:						
Status: Scoping	900		100						
Mode: AIR	Estimate Total: 1000								



2018 – 2022 Aviation Anticipated Project Schedule *Projects in thousands of dollars*

Subject to the approval of the local property owner, the Transportation Improvement Program by the governing Metropolitan Planning Organization (as applicable), and as funds are available.

					State Fiscal Year Project Budget				
					7/2017-6/2018	7/2018-6/2019	7/2019-6/2020	7/2020-6/2021	7/2021-6/2022
District:	SW				200				
County:	Lawrence	Pavement Maintenance							
City:	Mount Vernon	Federal:	State:	Local:					
Status:	Design		180	20					
Mode:	AIR	Estimate Total:	200						
District:	SW				100				
County:	Lawrence	Airport Layout Plan Update							
City:	Mount Vernon	Federal:	State:	Local:					
Status:	Scoping		90	10					
Mode:	AIR	Estimate Total:	100						
District:	SE				550				
County:	New Madrid	Reconstruct T-Hangar Taxilanes							
City:	New Madrid	Federal:	State:	Local:					
Status:	Scoping		495	55					
Mode:	AIR	Estimate Total:	550						
District:	SE				300				
County:	New Madrid	Acquire Land and Obstruction Removal for Runway Extension							
City:	New Madrid	Federal:	State:	Local:					
Status:	Scoping		270	30					
Mode:	AIR	Estimate Total:	300						



2018 – 2022 Aviation Anticipated Project Schedule

Projects in thousands of dollars

Subject to the approval of the local property owner, the Transportation Improvement Program by the governing Metropolitan Planning Organization (as applicable), and as funds are available.

					State Fiscal Year Project Budget				
					7/2017-6/2018	7/2018-6/2019	7/2019-6/2020	7/2020-6/2021	7/2021-6/2022
District:	SE				1700				
County:	New Madrid	Extend Runway							
City:	New Madrid	Federal:	State:	Local:					
Status:	Scoping	1530		170					
Mode:	AIR	Estimate Total: 1700							
District:	SE				365				
County:	Washington	Obstruction Removal							
City:	Potosi	Federal:	State:	Local:					
Status:	Scoping		328	37					
Mode:	AIR	Estimate Total: 365							
District:	CD				220				
County:	Pulaski	Pavement Maintenance							
City:	Richland	Federal:	State:	Local:					
Status:	Design		198	22					
Mode:	AIR	Estimate Total: 220							
District:	CD				2600				
County:	Maries	Runway Pavement Maintenance							
City:	Rolla	Federal:	State:	Local:					
Status:	Scoping	2340		260					
Mode:	AIR	Estimate Total: 2600							



2018 – 2022 Aviation Anticipated Project Schedule

Projects in thousands of dollars

Subject to the approval of the local property owner, the Transportation Improvement Program by the governing Metropolitan Planning Organization (as applicable), and as funds are available.

					State Fiscal Year Project Budget				
					7/2017-6/2018	7/2018-6/2019	7/2019-6/2020	7/2020-6/2021	7/2021-6/2022
District:	KC								
County:	Pettis	Apron Reconstruction							
City:	Sedalia	Federal:		State:		Local:			
Status:	Design	1485				165			
Mode:	AIR	Estimate Total:			1650	1000	650		
District:	SL								
County:	St. Louis	Taxiway Pavement Maintenance							
City:	Chesterfield-Spirit of St. Louis	Federal:		State:		Local:			
Status:	Design	945				105	630	315	
Mode:	AIR	Estimate Total:			1050				
District:	SL								
County:	St. Louis	Replace Taxiway E Edge Lighting							
City:	Chesterfield-Spirit of St. Louis	Federal:		State:		Local:			
Status:	Design	495				55	495		
Mode:	AIR	Estimate Total:			550				
District:	SL								
County:	St. Louis	Land Acquisition							
City:	Chesterfield-Spirit of St. Louis	Federal:		State:		Local:			
Status:	In Progress	1200				175	305	1680	
Mode:	AIR	Estimate Total:			1680				



2018 – 2022 Aviation Anticipated Project Schedule

Projects in thousands of dollars

Subject to the approval of the local property owner, the Transportation Improvement Program by the governing Metropolitan Planning Organization (as applicable), and as funds are available.

					State Fiscal Year Project Budget				
					7/2017-6/2018	7/2018-6/2019	7/2019-6/2020	7/2020-6/2021	7/2021-6/2022
District:	SL								
County:	St. Louis	Land Acquisition							
City:	Chesterfield-Spirit of St. Louis	Federal:	State:	Local:					
Status:	Scoping	1800		200					
Mode:	AIR		Estimate Total:	2000					
District:	SL								
County:	St. Louis	Land Acquisition							
City:	Chesterfield-Spirit of St. Louis	Federal:	State:	Local:					
Status:	Scoping	1350		150					
Mode:	AIR		Estimate Total:	1500					
District:	SW								
County:	Greene	General Aviation Apron Phase II							
City:	Springfield	Federal:	State:	Local:					
Status:	Scoping		3915	435					
Mode:	AIR		Estimate Total:	4350					
District:	SL								
County:	St. Charles	Replace Runway 18/36 Edge Lighting							
City:	St. Charles County SMARTT	Federal:	State:	Local:					
Status:	Design	675		68					
Mode:	AIR		Estimate Total:	675					



2018 – 2022 Aviation Anticipated Project Schedule *Projects in thousands of dollars*

Subject to the approval of the local property owner, the Transportation Improvement Program by the governing Metropolitan Planning Organization (as applicable), and as funds are available.

					State Fiscal Year Project Budget				
					7/2017-6/2018	7/2018-6/2019	7/2019-6/2020	7/2020-6/2021	7/2021-6/2022
District:	SL								
County:	St. Charles	Master Plan Update							
City:	St. Charles	Federal:	State:	Local:					
	County SMARTT								
Status:	Scoping		225	25					
Mode:	AIR		Estimate Total:	250					
District:	SL								
County:	St. Charles	Apron Reconstruction							
City:	St. Charles	Federal:	State:	Local:					
	County SMARTT								
Status:	Design	675		75					
Mode:	AIR		Estimate Total:	750					
District:	NW								
County:	Buchanan	Taxilane Rehabilitation							
City:	St. Joseph	Federal:	State:	Local:					
Status:	Construction	900		100					
Mode:	AIR		Estimate Total:	1000					
District:	NW								
County:	Buchanan	Apron Rehabilitation							
City:	St. Joseph	Federal:	State:	Local:					
Status:	Design	990		110					
Mode:	AIR		Estimate Total:	1100					



2018 – 2022 Aviation Anticipated Project Schedule *Projects in thousands of dollars*

*Subject to the approval of the local property owner,
the Transportation Improvement Program by the
governing Metropolitan Planning Organization (as
applicable), and as funds are available.*

					State Fiscal Year Project Budget				
					7/2017- 6/2018	7/2018- 6/2019	7/2019- 6/2020	7/2020- 6/2021	7/2021- 6/2022
District: NW	County: Buchanan	Airport Perimeter Fencing	Federal:	State:	1600				
City: St. Joseph				Local:					
Status: Design		1440		140					
Mode: AIR		Estimate Total: 1600							
District: NW	County: Buchanan	Construct Taxiway-Fix Hotspot #2	Federal:	State:	1800				
City: St. Joseph				Local:					
Status: Scoping		1620		180					
Mode: AIR		Estimate Total: 1800							
District: SL	County: St. Louis	Runway 16/34 Edge Lighting, Replace Runway 16 REILs	Federal:	State:	400				
City: Creve Coeur				Local:					
Status: Scoping		360		40					
Mode: AIR		Estimate Total: 400							
District: SL	County: St. Louis	Apron Reconstruction	Federal:	State:	4500				
City: St. Louis- Lambert				Local:					
Status: Design		4050		450					
Mode: AIR		Estimate Total: 4500							



2018 – 2022 Aviation Anticipated Project Schedule

Projects in thousands of dollars

Subject to the approval of the local property owner, the Transportation Improvement Program by the governing Metropolitan Planning Organization (as applicable), and as funds are available.

					State Fiscal Year Project Budget				
					7/2017-6/2018	7/2018-6/2019	7/2019-6/2020	7/2020-6/2021	7/2021-6/2022
District: Statewide									
County: Various	Air Service Program								
City: Statewide	Federal:	State:	Local:						
Status: Continuous		2000	224						
Mode: AIR	Estimate Total: 2224				556	556	556	556	
District: Statewide									
County: Various	Aircraft Rescue Fire-Fighting Traing								
City: Statewide	Federal:	State:	Local:						
Status: Continuous		234	26	60	50	50	50	50	
Mode: AIR	Estimate Total: 260								
District: Statewide									
County: Various	Update State System Plan Study								
City: Statewide	Federal:	State:	Local:						
Status: Scoping	450	50		500					
Mode: AIR	Estimate Total: 500								
District: Statewide									
County: Various	Pavement Condition Index (PCI) Study								
City: Statewide	Federal:	State:	Local:						
Status: Continuous	1350	150		300	300	300	300	300	
Mode: AIR	Estimate Total: 1500								



2018 – 2022 Aviation Anticipated Project Schedule

Projects in thousands of dollars

Subject to the approval of the local property owner, the Transportation Improvement Program by the governing Metropolitan Planning Organization (as applicable), and as funds are available.

					State Fiscal Year Project Budget				
					7/2017-6/2018	7/2018-6/2019	7/2019-6/2020	7/2020-6/2021	7/2021-6/2022
District: Statewide	County: Various	5010 Airport Inspections	Federal:	State:					
City: Statewide	Status: Continuous	Mode: AIR	265	Local:	53	53	53	53	53
Estimate Total: 265									
District: Statewide	County: Various	Automated Weather Observing System Ongoing Maintenance	Federal:	State:					
City: Statewide	Status: Continuous	Mode: AIR		500	100	100	100	100	100
Estimate Total: 500									
District: NW	County: Various	Non-Primary Airport Entitlement Program	Federal:	State:					
City: NW District	Status: Continuous	Mode: AIR	4650	Local:	833	1000	1167	1167	1000
Estimate Total: 5167									
District: NE	County: Various	Non-Primary Airport Entitlement Program	Federal:	State:					
City: NE District	Status: Continuous	Mode: AIR	4950	Local:	1000	1167	1167	1000	1167
Estimate Total: 5501									



2018 – 2022 Aviation Anticipated Project Schedule

Projects in thousands of dollars

Subject to the approval of the local property owner, the Transportation Improvement Program by the governing Metropolitan Planning Organization (as applicable), and as funds are available.

					State Fiscal Year Project Budget				
					7/2017-6/2018	7/2018-6/2019	7/2019-6/2020	7/2020-6/2021	7/2021-6/2022
District: KC	County: Various	Non-Primary Airport Entitlement Program							
City: KC District	Federal:	State:	Local:						
Status: Continuous	4650		517		1000	1000	1000	1000	1167
Mode: AIR	Estimate Total: 5167								
District: CD	County: Various	Non-Primary Airport Entitlement Program							
City: CE District	Federal:	State:	Local:						
Status: Continuous	9000		1000		2000	1667	1833	2167	2333
Mode: AIR	Estimate Total: 10000								
District: SL	County: Various	Non-Primary Airport Entitlement Program							
City: SL District	Federal:	State:	Local:						
Status: Continuous	2850		317		500	500	667	667	833
Mode: AIR	Estimate Total: 3167								
District: SW	County: Various	Non-Primary Airport Entitlement Program							
City: SW District	Federal:	State:	Local:						
Status: Continuous	7800		867		1833	1667	1667	1667	1833
Mode: AIR	Estimate Total: 8667								



2018 – 2022 Aviation Anticipated Project Schedule

Projects in thousands of dollars

Subject to the approval of the local property owner, the Transportation Improvement Program by the governing Metropolitan Planning Organization (as applicable), and as funds are available.

					State Fiscal Year Project Budget				
					7/2017-6/2018	7/2018-6/2019	7/2019-6/2020	7/2020-6/2021	7/2021-6/2022
District: SE	Non-Primary Airport Entitlement Program								
County: Various									
City: SE District									
Status: Continuous									
Mode: AIR									
Federal: 12150	State:	Local: 1350	2500	2667	2833	2833	2667		
Estimate Total: 13500									
District: Statewide	Scoping and Design								
County: Various									
City: Statewide									
Status: Scoping									
Mode: AIR									
Federal:	State: 3420	Local: 380	500	800	1000	1000	500		
Estimate Total: 3800									
District: Statewide	State Apportionment Funds								
County: Various									
City: Statewide									
Status: Scoping									
Mode: AIR									
Federal: 4732	State:	Local: 526	5258						
Estimate Total:									
District: SE	Taxiway Rehabilitation								
County: Pemiscot									
City: Steele									
Status: Design									
Mode: AIR									
Federal:	State: 324	Local: 36	360						
Estimate Total: 360									



2018 – 2022 Aviation Anticipated Project Schedule *Projects in thousands of dollars*

Subject to the approval of the local property owner, the Transportation Improvement Program by the governing Metropolitan Planning Organization (as applicable), and as funds are available.

					State Fiscal Year Project Budget				
					7/2017-6/2018	7/2018-6/2019	7/2019-6/2020	7/2020-6/2021	7/2021-6/2022
District: SW	County: Cedar	Pavement Maintenance			215				
City: Stockton	Federal:	State:	Local:						
Status: Design		193	22						
Mode: AIR	Estimate Total:	215							
District: KC	County: Johnson	Reconstruct Runway 01/19			4250				
City: Warrensburg	Federal:	State:	Local:						
Status: Design		3825	425						
Mode: AIR	Estimate Total:	4250							
District: KC	County: Johnson	Relocate Parallel Taxiway/Apron			3500				
City: Warrensburg	Federal:	State:	Local:						
Status: Design		3150	350						
Mode: AIR	Estimate Total:	3500							
District: NE	County: Warren	Land Acquisition and Obstruction Removal			620				
City: Washington	Federal:	State:	Local:						
Status: Scoping		558	62						
Mode: AIR	Estimate Total:	620							



2018 – 2022 Aviation Anticipated Project Schedule *Projects in thousands of dollars*

Subject to the approval of the local property owner, the Transportation Improvement Program by the governing Metropolitan Planning Organization (as applicable), and as funds are available.

					State Fiscal Year Project Budget				
					7/2017-6/2018	7/2018-6/2019	7/2019-6/2020	7/2020-6/2021	7/2021-6/2022
District:	CD				600				
County:	Pulaski	Parallel Taxiway to Runway 14/32 -Design							
City:	Waynesville	Federal:	State:	Local:					
Status:	Scoping	540		60					
Mode:	AIR	Estimate Total: 600							
District:	CD				6600				
County:	Pulaski	Parallel Taxiway to Runway 14/32-Construction							
City:	Waynesville	Federal:	State:	Local:					
Status:	Scoping	5940		660					
Mode:	AIR	Estimate Total: 6600							
District:	SE				200				
County:	Howell	Pavement Maintenance							
City:	Willow Springs	Federal:	State:	Local:					
Status:	Design		180	20					
Mode:	AIR	Estimate Total: 200							

Railroads

Railroads

Missouri is located in the central corridors of the nation's railroad transportation system, with St. Louis and Kansas City being the second and third largest rail hubs in the nation, behind only Chicago, Illinois. Approximately 60 percent of the freight products entering Missouri, both raw materials and finished products, are moved on the rail system. Missouri is the fourth-most rail intensive state by tonnage carried and 10th largest in total size. The rail system is also critical to the nation's passenger rail transportation and Missouri's passenger rail service between St. Louis and Kansas City, the Missouri River Runner.

The MoDOT Multimodal Division administers the state's railroad program. This program includes freight rail safety regulation, passenger rail, light rail safety oversight, passenger freight rail construction, highway/rail construction coordination, and highway/rail crossing safety and outreach.

Passenger Rail – Twice daily state supported passenger rail service is provided between St. Louis and Kansas City, with stops in Kirkwood, Washington, Hermann, Jefferson City, Sedalia, Warrensburg, Lee's Summit and Independence. In fiscal year (FY) 2016, this service carried more than 172,000 passengers. There is no dedicated funding for state supported passenger rail. Funding is subject to legislative general revenue appropriation and gubernatorial approval each year.

The passenger rail route is owned and maintained by Union Pacific Railroad and two terminal railroads. MoDOT, Union Pacific Railroad, and Amtrak focus on reliable on-time performance through coordination, efficient dispatching, bottleneck removal and capacity enhancements.

Prior to the end of 2014, Missouri received nearly \$50 million in Federal Railroad Administration funding to improve passenger rail services. These funds leveraged nearly \$20 million in private investment. Projects target improvements in on-time performance and travel time reduction. Notable projects include a new Osage River Bridge, a universal crossover near Kirkwood, a third main line in St. Louis Terminal Railroad, a new approach to Merchant's Bridge, and the upgrade of 15 crossings. Projects are located along the state supported passenger rail line from St. Louis to Kansas City. The federal funding required a state commitment to continue operation of the Missouri River Runner passenger rail service.

Railroads

Table 7-3 Passenger Rail Funding		7/2017- 6/2018	7/2018- 6/2019	7/2019- 6/2020	7/2020- 6/2021	7/2021- 6/2022
Program						
Railroad Program State Supported Passenger Rail Service	State Cost	9,100,00	9,100,00	9,100,00	9,100,00	9,100,00
	Total	9,100,00	9,100,00	9,100,00	9,100,00	9,100,00
Railroad Program Station Improvements	State Cost	25,000	25,000	25,000	25,000	25,000
	Total	25,000	25,000	25,000	25,000	25,000

Highway/Rail Crossing Safety Program - There are approximately 3,800 public highway/rail crossings in Missouri. These crossings are evaluated and ranked annually according to a safety index which considers train traffic and speed, vehicle traffic and speed, crossing accident history, and sight distance. Projects are identified initially through safety data which considers relevant factors used to determine the baseline of possible projects. Factors include emergency services routes, school bus routes, volume and speed of traffic and other nearby crossings. Project improvements typically include the installation of railroad crossing signal devices, and may vary in scope depending on funding availability and programming restrictions each fiscal year. Once the projects are ranked, and the amount of available funding applied, MoDOT works with local communities to determine their willingness to move forward with the suggested safety improvements. Most projects are on local roads. On the average, highway/rail crossing projects cost \$250,000 - \$300,000, resulting in improvement to approximately 25 to 30 crossings per year. Project completion typically takes one year.

Each year, approximately \$6 million of Federal Highway Administration (FHWA) Surface Transportation Program Safety Funds and approximately \$1.4 million of state Grade Crossing Safety Account funds are available to improve safety at these crossings. The Grade Crossing Safety Account funds are created from a 25-cent state motor vehicle licensing fee.

Railroads

Railroad Acronyms

AM	Arkansas and Missouri Railroad Company
BGKX	Belton-Grandview Railway
BJN	Burlington Junction Switching Railroad
BSR	Branson Scenic Railway
BNSF	BNSF Railway Company
CMR	Central Midland Railway Company
COLT	Columbia Terminal Railroad Company
CP	Canadian Pacific
KAW	Kaw River Railroad
KCS	Kansas City Southern Railway Company
KCT	Kansas City Terminal Railway Company
MRS	Manufacturers' Railway Company
MNA	Missouri & Northern Arkansas Railroad Company
NS	Norfolk Southern Railway Company
OVA	Ozark Valley Railroad
SLIM	St. Louis Iron Mountain Railroad
SE	SEMO Port Railroad, Inc.
TRRA	Terminal Railroad Association of St. Louis
UP	Union Pacific Railroad Company

MISSOURI STATEWIDE TRANSPORTATION PROGRAM FISCAL YEAR (FY) 2018-2022 HIGHWAY/RAIL CROSSING SAFETY PROGRAM

Table 7-4 Highway/Rail Crossing Safety Program Funding						
District		7/2017-6/2018	7/2018-6/2019	7/2019-6/2020	7/2020-6/2021	7/2021-6/2022
Northwest	Federal Cost	1,260,000	180,000	675,000	0	0
	State Cost	140,000	20,000	75,000	0	0
	Local Cost	0	0	0	0	0
	Total	1,400,000	200,000	750,000	0	0
Northeast	Federal Cost	1,067,000	200,000	480,000	720,000	0
	State Cost	163,000	25,000	120,000	80,000	0
	Local Cost	0	0	0	0	0
	Total	1,230,000	225,000	600,000	800,000	0
Kansas City	Federal Cost	1,350,000	720,000	1,170,000	1,400,000	0
	State Cost	150,000	80,000	130,000	140,000	0
	Local Cost	0	0	0	0	0
	Total	1,500,000	800,000	1,300,000	1,540,000	0
Central	Federal Cost	675,000	0	480,000	0	0
	State Cost	75,000	0	120,000	0	0
	Local Cost	0	0	0	0	0
	Total	750,000	0	600,000	0	0
St. Louis	Federal Cost	270,000	760,000	0	0	0
	State Cost	30,000	140,000	0	0	0
	Local Cost	0	0	0	0	0
	Total	300,000	900,000	0	0	0
Southwest	Federal Cost	1,080,000	2,880,000	450,000	0	0
	State Cost	120,000	320,000	50,000	0	0
	Local Cost	0	00	0	0	0
	Total	1,200,000	3,200,000	500,000	0	0
Southeast	Federal Cost	1,769,400	900,000	1,125,000	0	0
	State Cost	196,600	100,000	125,000	0	0
	Local Cost	0	0	0	0	0
	Total	1,966,000	1,000,000	1,250,000	0	0

MISSOURI STATEWIDE TRANSPORTATION PROGRAM FY 2018-2022 HIGHWAY/RAIL CROSSING SAFETY PROGRAM

Table 7-4 Highway/Rail Crossing Safety Program Funding

District		7/2017- 6/2018	7/2018- 6/2019	7/2019- 6/2020	7/2020- 6/2021	7/2021- 6/2022
Statewide	Federal Cost	450,000	450,000	360,000	360,000	0
	State Cost	50,000	50,000	40,000	40,000	0
	Local Cost	0	0	0	0	0
	Total	500,000	500,000	400,000	400,000	0
TOTAL	Federal Cost	7,901,400	6,115,000	4,980,000	2,480,000	0
	State Cost	924,600	735,000	720,000	200,000	0
	Local Cost	0	0	0	0	0
	Total	8,826,000	6,850,000	5,700,000	2,680,000	0



2018 – 2022 Rail Anticipated Project Schedule *Projects in thousands of dollars*

Subject to the approval of the local property owner, the Transportation Improvement Program by the governing Metropolitan Planning Organization (as applicable), and as funds are available.

					State Fiscal Year Project Budget				
					7/2017-6/2018	7/2018-6/2019	7/2019-6/2020	7/2020-6/2021	7/2021-6/2022
District:	NW				58				
County:	Buchanan	Permanently close a public railroad crossing							
City:	Halls	Federal:	State:	Local:					
Street:	Radio Road	8	50						
Mode:	RAIL	Estimate Total: 58							
District:	NW				500				
County:	Buchanan	Install lights and gates at public railroad crossing							
City:	Halls	Federal:	State:	Local:					
Street:	70th Lane	450	50						
Mode:	RAIL	Estimate Total: 500							
District:	NW				58				
County:	Buchanan	Permanently close a public railroad crossing							
City:	Halls	Federal:	State:	Local:					
Street:	Bluff Rd	8	50						
Mode:	RAIL	Estimate Total: 58							
District:	NW				58				
County:	Buchanan	Permanently close a public railroad crossing							
City:	Halls	Federal:	State:	Local:					
Street:	60th Lane	8	50						
Mode:	RAIL	Estimate Total: 58							



2018 – 2022 Rail Anticipated Project Schedule

Projects in thousands of dollars

Subject to the approval of the local property owner, the Transportation Improvement Program by the governing Metropolitan Planning Organization (as applicable), and as funds are available.

					State Fiscal Year Project Budget				
					7/2017-6/2018	7/2018-6/2019	7/2019-6/2020	7/2020-6/2021	7/2021-6/2022
District: NW	County: Buchanan	Install lights and gates at public railroad crossing			300				
City: Halls		Federal:	State:	Local:					
Street: Bethel Rd		270	30						
Mode: RAIL		Estimate Total: 300							
District: NE	County: Audrain	Install lights and gates at public railroad crossing			250				
City: Vandalia		Federal:	State:	Local:					
Street: Galloway Rd		225	25						
Mode: RAIL		Estimate Total: 250							
District: NE	County: Macon	Replace old bridge over railroad and permanently close Logan Street and Indiana Place			410				
City: Bevier		Federal:	State:	Local:					
Street: Intrepid Rd		369	41						
Mode: RAIL		Estimate Total: 410							
District: KC	County: Cass	Install lights and gates at public railroad crossing			250				
City: Harrisonville		Federal:	State:	Local:					
Street: Co Rd 227th		225	25						
Mode: RAIL		Estimate Total: 250							



2018 – 2022 Rail Anticipated Project Schedule *Projects in thousands of dollars*

Subject to the approval of the local property owner, the Transportation Improvement Program by the governing Metropolitan Planning Organization (as applicable), and as funds are available.

State Fiscal Year Project Budget				
7/2017-6/2018	7/2018-6/2019	7/2019-6/2020	7/2020-6/2021	7/2021-6/2022
District: KC County: Cass Install lights and gates at public railroad crossing City: Harrisonville Federal: State: Local: Street: Co Rd 267 225 25 Mode: RAIL Estimate Total: 250				
250				
District: KC County: Clay Install lights and gates at public railroad crossing City: Excelsior Springs Federal: State: Local: Street: McCleary Rd 225 25 Mode: RAIL Estimate Total: 250				
250				
District: KC County: Clay Install lights and gates at public railroad crossing City: Liberty Federal: State: Local: Street: Birmingham Rd 225 25 Mode: RAIL Estimate Total: 250				
250				
District: KC County: Saline Install lights and gates at public railroad crossing City: Marshall Federal: State: Local: Street: Co Rd 215 225 25 Mode: RAIL Estimate Total: 250				
250				



2018 – 2022 Rail Anticipated Project Schedule

Projects in thousands of dollars

Subject to the approval of the local property owner, the Transportation Improvement Program by the governing Metropolitan Planning Organization (as applicable), and as funds are available.

					State Fiscal Year Project Budget				
					7/2017-6/2018	7/2018-6/2019	7/2019-6/2020	7/2020-6/2021	7/2021-6/2022
District:	KC				250				
County:	Saline	Install lights and gates at public railroad crossing							
City:	Marshall	Federal:	State:	Local:					
Street:	Co Rd 206	225	25						
Mode:	RAIL	Estimate Total: 250							
District:	CD				250				
County:	Cole	Install lights and gates at public railroad crossing							
City:	Jefferson City	Federal:	State:	Local:					
Street:	Industrial Dr	225	25						
Mode:	RAIL	Estimate Total:							
District:	CD				50				
County:	Laclede	Relocation of signals to improve turning movements at crossing							
City:	Sleeper	Federal:	State:	Local:					
Street:	Route F	45	5						
Mode:	RAIL	Estimate Total: 50							
District:	SL				250				
County:	Jefferson	Install lights and gates at public railroad crossing							
City:	Horine	Federal:	State:	Local:					
Street:	Front St	225	25						
Mode:	RAIL	Estimate Total: 250							



2018 – 2022 Rail Anticipated Project Schedule *Projects in thousands of dollars*

Subject to the approval of the local property owner, the Transportation Improvement Program by the governing Metropolitan Planning Organization (as applicable), and as funds are available.

State Fiscal Year Project Budget				
7/2017-6/2018	7/2018-6/2019	7/2019-6/2020	7/2020-6/2021	7/2021-6/2022
District: SL County: St Louis Install lights and gates at public railroad crossing City: Lemay Federal: State: Local: Street: Old 225 25 Baumgartner Rd Mode: RAIL Estimate Total: 250				
District: SW County: Barton Install lights and gates at public railroad crossing City: Lamar Federal: State: Local: Street: NW 10th Lane 225 25 Mode: RAIL Estimate Total:				
District: SW County: Lawrence Construct bridge at existing public railroad crossing and permanently close four public railroad crossings City: Aurora Federal: State: Local: Street: Rte 39 2,700 300 Mode: RAIL Estimate Total: 3,000				
District: SW County: Newton Install lights and gates at public railroad crossing City: Ritchey Federal: State: Local: Street: Rte W 225 25 Mode: RAIL Estimate Total: 250				



2018 – 2022 Rail Anticipated Project Schedule *Projects in thousands of dollars*

Subject to the approval of the local property owner, the Transportation Improvement Program by the governing Metropolitan Planning Organization (as applicable), and as funds are available.

State Fiscal Year Project Budget				
7/2017-6/2018	7/2018-6/2019	7/2019-6/2020	7/2020-6/2021	7/2021-6/2022
District: SE County: Butler Install lights and gates at public railroad crossing City: Harviell Federal: State: Local: Street: Co Rd 321 225 25 Mode: RAIL Estimate Total:				
250				
District: SE County: Pemiscot Install lights and gates at public railroad crossing City: Hayti Federal: State: Local: Street: Rte J 180 20 Mode: RAIL Estimate Total: 200				
200				
District: SE County: Pemiscot Install lights and gates at public railroad crossing City: Hayti Federal: State: Local: Street: Rte D 180 20 Mode: RAIL Estimate Total: 200				
200				
District: SE County: Howell Construct bridge at existing public railroad crossing and permanently close CR5900 and Pine Grove public railroad crossings City: Willow Springs Federal: State: Local: Street: Pine Grove Road 900 100 Mode: RAIL Estimate Total: 1,000				
1,000				



2018 – 2022 Rail Anticipated Project Schedule *Projects in thousands of dollars*

Subject to the approval of the local property owner, the Transportation Improvement Program by the governing Metropolitan Planning Organization (as applicable), and as funds are available.

					State Fiscal Year Project Budget				
					7/2017-6/2018	7/2018-6/2019	7/2019-6/2020	7/2020-6/2021	7/2021-6/2022
District: NW	County: Grundy	Install lights and gates at public railroad crossing			750				
City: Trenton		Federal:	State:	Local:					
Street: 17th St		675	75						
Mode: RAIL		Estimate Total: 750							
District: NE	County: Warren	Install lights and gates at public railroad crossing			300				
City: Truedale		Federal:	State:	Local:					
Street: Lakepointe Rd		240	60						
Mode: RAIL		Estimate Total: 300							
District: KC	County: Jackson	Install lights and gates at public railroad crossing			400				
City: Kansas City		Federal:	State:	Local:					
Street: Front St		360	40						
Mode: RAIL		Estimate Total: 400							
District: KC	County: Jackson	Install lights and gates at public railroad crossing			400				
City: Kansas City		Federal:	State:	Local:					
Street: Front St		360	40						
Mode: RAIL		Estimate Total: 400							



2018 – 2022 Rail Anticipated Project Schedule

Projects in thousands of dollars

Subject to the approval of the local property owner, the Transportation Improvement Program by the governing Metropolitan Planning Organization (as applicable), and as funds are available.

					State Fiscal Year Project Budget				
					7/2017-6/2018	7/2018-6/2019	7/2019-6/2020	7/2020-6/2021	7/2021-6/2022
District: KC					250				
County: Platte	Install lights and gates at public railroad crossing								
City: Waldron	Federal:	State:	Local:						
Street: Dry Lake Rd	225	25							
Mode: RAIL	Estimate Total: 250								
District: KC					250				
County: Platte	Install lights and gates at public railroad crossing								
City: Waldron	Federal:	State:	Local:						
Street: Main St.	225	25							
Mode: RAIL	Estimate Total: 250								
District: CD					300				
County: Crawford	Install lights and gates at public railroad crossing								
City: Cuba	Federal:	State:	Local:						
Street: Scott Rd	240	60							
Mode: RAIL	Estimate Total: 300								
District: SL					50				
County: Various	Replace existing crossbuck signage with stop or yield signage along Central Midland Railroad								
City: Various	Federal:	State:	Local:						
Street: Various	45	5							
Mode: RAIL	Estimate Total:								



2018 – 2022 Rail Anticipated Project Schedule *Projects in thousands of dollars*

Subject to the approval of the local property owner, the Transportation Improvement Program by the governing Metropolitan Planning Organization (as applicable), and as funds are available.

State Fiscal Year Project Budget				
7/2017-6/2018	7/2018-6/2019	7/2019-6/2020	7/2020-6/2021	7/2021-6/2022
District: SW County: Barry Install lights and gates at public railroad crossing City: Purdy Federal: State: Local: Street: Rte BB 240 60 Mode: RAIL Estimate Total: 300				
300				
District: SW County: Lawrence Install lights and gates at public railroad crossing City: Logan Federal: State: Local: Street: CR1247 225 25 Mode: RAIL Estimate Total: 250				
250				
District: SW County: Stone Install lights and gates at public railroad crossing City: Galena Federal: State: Local: Street: 5th Street 225 25 Mode: RAIL Estimate Total: 250				
250				
District: SW County: Taney Install lights and gates at public railroad crossing City: Branson Federal: State: Local: Street: Royal Oak Rd. 225 25 Mode: RAIL Estimate Total:				
250				



2018 – 2022 Rail Anticipated Project Schedule *Projects in thousands of dollars*

Subject to the approval of the local property owner, the Transportation Improvement Program by the governing Metropolitan Planning Organization (as applicable), and as funds are available.

State Fiscal Year Project Budget				
7/2017-6/2018	7/2018-6/2019	7/2019-6/2020	7/2020-6/2021	7/2021-6/2022
District: SW County: Various Improve public railroad crossing surfaces along Arkansas and Missouri Railroad City: Various Federal: State: Local: Street: Various 90 10 Mode: RAIL Estimate Total:				
100				
District: SW County: Various Replace existing crossbuck signage with stop or yield signage along Arkansas and Missouri Railroad City: Various Federal: State: Local: Street: Various 45 5 Mode: RAIL Estimate Total:				
50				
District: SW County: Various Replace existing crossbuck signage with stop or yield signage along Missouri & N. Arkansas Railroad City: Various Federal: State: Local: Street: Various 180 20 Mode: RAIL Estimate Total:				
200				
District: SE County: Howell Install lights and gates at public railroad crossing City: Pomona Federal: State: Local: Street: CR5320 225 25 Mode: RAIL Estimate Total: 250				
250				



2018 – 2022 Rail Anticipated Project Schedule *Projects in thousands of dollars*

Subject to the approval of the local property owner, the Transportation Improvement Program by the governing Metropolitan Planning Organization (as applicable), and as funds are available.

State Fiscal Year Project Budget				
7/2017-6/2018	7/2018-6/2019	7/2019-6/2020	7/2020-6/2021	7/2021-6/2022
District: SE County: Iron Install lights and gates at public railroad crossing City: Annapolis Federal: State: Local: Street: Rte K 225 25 Mode: RAIL Estimate Total: 250				
District: SE County: Iron Install lights and gates at public railroad crossing City: Annapolis Federal: State: Local: Street: Center St 225 25 Mode: RAIL Estimate Total: 250				
District: SE County: St. Francis Install lights and gates at public railroad crossing City: Bismark Federal: State: Local: Street: Grider Rd 225 25 Mode: RAIL Estimate Total: 250				
District: NW County: Chariton Install lights and gates at public railroad crossing City: Brunswick Federal: State: Local: Street: CR 403 225 25 Mode: RAIL Estimate Total: 250				



2018 – 2022 Rail Anticipated Project Schedule

Projects in thousands of dollars

Subject to the approval of the local property owner, the Transportation Improvement Program by the governing Metropolitan Planning Organization (as applicable), and as funds are available.

					State Fiscal Year Project Budget				
					7/2017-6/2018	7/2018-6/2019	7/2019-6/2020	7/2020-6/2021	7/2021-6/2022
District:	NW				250				
County:	Grundy	Install lights and gates at public railroad crossing							
City:	Trenton	Federal:	State:	Local:					
Street:	Rte A	225	25						
Mode:	RAIL	Estimate Total:							
District:	NW				100				
County:	Various	Replace incandescent lighting with LED lighting at public railroad crossings along BNSF Railway							
City:	Various	Federal:	State:	Local:					
Street:	Various	90	10						
Mode:	RAIL	Estimate Total: 100							
District:	NE				300				
County:	Randolph	Install lights and gates at public railroad crossing							
City:	Clark	Federal:	State:	Local:					
Street:	Rte P	270	30						
Mode:	RAIL	Estimate Total: 300							
District:	NE				375				
County:	Monroe	Install lights and gates at public railroad crossing							
City:	Palmyra	Federal:	State:	Local:					
Street:	Co Rd 266	337	38						
Mode:	RAIL	Estimate Total: 375							



2018 – 2022 Rail Anticipated Project Schedule *Projects in thousands of dollars*

Subject to the approval of the local property owner, the Transportation Improvement Program by the governing Metropolitan Planning Organization (as applicable), and as funds are available.

State Fiscal Year Project Budget				
7/2017-6/2018	7/2018-6/2019	7/2019-6/2020	7/2020-6/2021	7/2021-6/2022
District: KC County: Lafayette Install lights and gates at public railroad crossing City: Odessa Federal: State: Local: Street: Blue Book Rd 270 30 Mode: RAIL Estimate Total: 300				
District: KC County: Saline Install lights and gates at public railroad crossing City: Marshall Federal: State: Local: Street: Co Rd 245 337 38 Mode: RAIL Estimate Total:				
District: CD County: Boone Install lights and gates at public railroad crossing City: Columbia Federal: State: Local: Street: Mt. Zion Rd 337 38 Mode: RAIL Estimate Total: 375				
District: CD County: Howard Install lights and gates at public railroad crossing City: Glasgow Federal: State: Local: Street: 8th Street 270 30 Mode: RAIL Estimate Total: 300				



2018 – 2022 Rail Anticipated Project Schedule *Projects in thousands of dollars*

Subject to the approval of the local property owner, the Transportation Improvement Program by the governing Metropolitan Planning Organization (as applicable), and as funds are available.

			State Fiscal Year Project Budget				
			7/2017-6/2018	7/2018-6/2019	7/2019-6/2020	7/2020-6/2021	7/2021-6/2022
District: SL	County: Various	Replace incandescent lighting with LED lighting at public railroad crossings along St. Louis Terminal Railroad					
City: Various	Federal:	State:					
Street: Various	180	20			200		
Mode: RAIL	Estimate Total: 200						
District: SW	County: Jasper	Install lights and gates at public railroad crossing					
City: Carthage	Federal:	State:					
Street: Fairview Ave	270	30			300		
Mode: RAIL	Estimate Total: 300						
District: SW	County: Vernon	Install lights and gates at public railroad crossing					
City: Nevada	Federal:	State:					
Street: Hickory St.	270	30			300		
Mode: RAIL	Estimate Total: 300						
District: SW	County: Webster	Install lights and gates at public railroad crossing					
City: Seymour	Federal:	State:					
Street: Oak Lawn	270	30			300		
Mode: RAIL	Estimate Total:						



2018 – 2022 Rail Anticipated Project Schedule *Projects in thousands of dollars*

Subject to the approval of the local property owner, the Transportation Improvement Program by the governing Metropolitan Planning Organization (as applicable), and as funds are available.

					State Fiscal Year Project Budget				
					7/2017-6/2018	7/2018-6/2019	7/2019-6/2020	7/2020-6/2021	7/2021-6/2022
District:	SE								
County:	Pemiscot	Install lights and gates at public railroad crossing							
City:	Hayti	Federal:	State:	Local:					
Street:	Gettings Ln	270	30		300				
Mode:	RAIL	Estimate Total:			300				
District:	SE								
County:	Pemiscot	Install lights and gates at public railroad crossing							
City:	Portageville	Federal:	State:	Local:					
Street:	Route YY	270	30		300				
Mode:	RAIL	Estimate Total:			300				
District:	Statewide								
County:	Various	Preliminary engineering for LED upgrades throughout the state							
City:	Various	Federal:	State:	Local:					
Street:	Various	270	30		100	100	100		
Mode:	RAIL	Estimate Total:			300				
District:	Statewide								
County:	Various	Preliminary engineering for Stop Yield signage throughout the state							
City:	Various	Federal:	State:	Local:					
Street:	Various	270	30		100	100	100		
Mode:	RAIL	Estimate Total:			300				



2018 – 2022 Rail Anticipated Project Schedule *Projects in thousands of dollars*

Subject to the approval of the local property owner, the Transportation Improvement Program by the governing Metropolitan Planning Organization (as applicable), and as funds are available.

State Fiscal Year Project Budget				
7/2017-6/2018	7/2018-6/2019	7/2019-6/2020	7/2020-6/2021	7/2021-6/2022
District: Statewide County: Various Preliminary engineering for crossing surfaces throughout the state City: Various Federal: State: Local: Street: Various 324 36 Mode: RAIL Estimate Total: 360				
120	120	120		
District: Statewide County: Various Incentive set aside for potential closures of public railroad crossings City: Various Federal: State: Local: Street: Various 261 54 Mode: RAIL Estimate Total: 315				
105	105	105		
District: Statewide County: Various Public railroad crossing inventory improvements City: Various Federal: State: Local: Street: Various 225 Mode: RAIL Estimate Total: 225				
75	75	75		

Transit

Transit

Missouri public transit helps people of all ages, incomes and circumstances get around. Missouri's public transit agencies provide approximately 59 million one-way passenger trips each year. MoDOT offers financial and technical assistance to 34 public transit providers and more than 160 specialized transportation providers. Some form of public transit is available in all of the 114 counties of Missouri.

MoDOT Multimodal Division administers State and Federal Transit Administration (FTA) funds to Missouri transit providers supporting them with planning, maintenance, operational and capital assistance.

Transit Metropolitan Planning Grants Section 5303 and Section 5305

Section 5303 and Section 5305 of Chapter 53, Title 49, United States Code (U.S.C.) Federal Transit Administration - MoDOT administers Federal Transit Administration Section 5303 and Section 5305 planning grants for transit planning activities of the nine metropolitan planning areas of St. Louis, Kansas City, Springfield, Joplin, St. Joseph, Columbia, Cape Girardeau, Jefferson City and Northwest Arkansas.

Funds are distributed to Metropolitan Planning Organizations based on a federal census population formula. There is no discretion in the initial distribution of funds, although funds must address identified transit planning activities in a Metropolitan Planning Organization's Unified Planning Work Program. Unused funds can be reallocated to any urbanized area as MoDOT determines.

MoDOT combines these funds with Federal Highway Administration planning funds in a consolidated planning grant to MPO's to simplify grant administration. Only the Section 5303 and 5305 metropolitan transit planning funds are shown on this page.

		STATE FISCAL YEAR PROJECT BUDGETING				
		7/2017- 6/2018	7/2018- 6/2019	7/2019- 6/2020	7/2020- 6/2021	7/2021- 6/2022
Table 7-5 Section 5303 and 5305 Funding						
Section 5303 and 5305	Federal Asst	1,700,000	1,700,000	1,700,000	1,700,000	1,700,000
	Local Match	425,000	425,000	425,000	425,000	425,000
	TOTAL	2,125,000	2,125,000	2,125,000	2,125,000	2,125,000

Statewide Transit Planning Grants

Section 5304

Section 5304 of Chapter 53, Title 49, U.S.C. Federal Transit Administration - MoDOT administers Federal Transit Administration (FTA) statewide transit planning and other technical assistance activities grants that can be used for planning support, research, development and demonstration projects, fellowships for training in the public transportation field, university research and human resource development.

Federal Transit Administration distributes funds to Missouri based on the latest census information. However, a state must receive at least 0.5 percent of the amount annually apportioned. For these planning and technical assistance activities, the federal share is 80 percent, and the local non-federal share is 20 percent. This funding is used for statewide transit planning with an amount allocated to the state transit association for transit related technical assistance activities.

Fiscal Year 2017-18 includes \$20,000 (total of \$500,000) for each of the Regional Planning Commissions (RPC) and Metropolitan Planning Organizations (MPO) for updates to the Coordinated Public Transit – Human Services Transportation Plans. These plans are updated every five years. These plans must be updated to allow subrecipients to apply for FTA Section 5310 funding within each planning area.

		STATE FISCAL YEAR PROJECT BUDGETING				
		7/2017-6/2018	7/2018-6/2019	7/2019-6/2020	7/2020-6/2021	7/2021-6/2022
Table 7-6 Section 5304 Funding	Section 5304	544,000	327,000	327,000	327,000	327,000
	Federal Asst	136,000	81,750	81,750	81,750	81,750
	Non-Federal Match					
	TOTAL	680,000	408,750	408,750	408,750	408,750

Discretionary Transit Capital Grants Section 5309 – Bus and Bus Facilities

Section 5309 of Chapter 53, Title 49, U.S.C. Federal Transit Administration - Through federal fiscal year 2012, Section 5309 was a national discretionary capital grant program funded from the Mass Transit Account of the Highway Trust Fund. It restricts funds to capital assistance for general public transportation systems and/or systems that provide community-wide assistance to all persons with disabilities. These funds are applicable statewide. Eligible recipients of Section 5309 assistance are public entities and not-for-profit organizations that provide general public transit services. Section 5309 assistance was a major source of funding transit capital projects throughout the state. Capital purchases are funded with 80 percent federal and 20 percent local funds.

Table 7-8 Section 5309 Funding		STATE FISCAL YEAR PROJECT BUDGETING				
		7/2017- 6/2018	7/2018- 6/2019	7/2019- 6/2020	7/2020- 6/2021	7/2021- 6/2022
Section 5309	Federal Asst	1,600,000	0	0	0	0
	Local Match	400,000	0	0	0	0
	TOTAL	2,000,000	0	0	0	0

From 1993 - 2010 (with the exceptions of 2002, 2006 and 2007), Missouri's Congressional delegation had been able to earmark appropriations of Section 5309 funds on a statewide basis to Missouri for buses and bus facilities. MoDOT administers funding from the statewide appropriation as well as funding specifically designated for rural transit providers. In 2007 and from 2011 through 2012, Congress relinquished this designation of project funding function to the United States Department of Transportation (USDOT) and these discretionary projects have more recently been selected through a nationwide proposal submission process. The themes or initiatives that USDOT has undertaken with these funds include: Livability Grants, Sustainability Grants, the Transit Investments for Greenhouse Gas and Energy Reduction (TIGGER) Initiative, State of Good Repair Grants as well as Transportation Investment Generating Economic Recovery (TIGER) Grants.

Remaining funds in this program consist of earmarked funds awarded to OATS and Southeast Missouri Transportation Service (SMTS) for Intelligent Transportation System (ITS). Once funds are expended, the program will close unless Missouri is awarded a discretionary project as detailed above.

Enhanced Mobility of Seniors and Individuals with Disabilities Program

Federal Transit Administration – Section 5310

Section 5310 of Chapter 53, Title 49, U.S.C. Federal Transit Administration - Section 5310 funds provide capital assistance and operating assistance for non-profit organizations as well as governmental entities that provide service to senior citizens and persons with disabilities. Beginning in federal fiscal year 2013, Congress consolidated into Section 5310 the activities of the former Section 5317 New Freedom Program through passage of the transportation authorization legislation. Section 5317, New Freedom projects are now eligible activities under Section 5310. Starting with federal fiscal year 2013, these funds are annually apportioned to each of the large urbanized areas (St. Louis, Kansas City and Springfield), apportioned separately on an aggregate basis to the small urbanized areas (between 50,000 – 199,999 population) and annually apportioned separately in aggregate to the rural areas of the state. MoDOT administers the funds apportioned to the rural as well as small urbanized portions of Missouri. The department is also a co-recipient administrator of these funds in the St. Louis and Springfield urbanized areas. Projects to be funded by Section 5310 must be derived from a locally developed Coordinated Public Transit – Human Services Transportation Plan. The project budgeting for state fiscal year 2018 includes partial funding from federal fiscal year 2017 and federal fiscal year 2018.

Table 7-9 Section 5310 Funding		STATE FISCAL YEAR PROJECT BUDGETING				
		7/2017-6/2018	7/2018-6/2019	7/2019-6/2020	7/2020-6/2021	7/2021-6/2022
Section 5310	MoDOT Administered Federal Funds	5,500,000	3,876,300	3,876,300	3,876,300	3,876,300
	Local Match	2,596,200	1,829,900	1,829,900	1,829,900	1,829,900
	TOTAL	8,096,200	5,706,200	5,706,200	5,706,200	5,706,200

Rural fund priorities are selected and programmed directly by MoDOT on the basis of applications. Eligible applications for what FTA defines as “traditional projects” are first reviewed and prioritized by MoDOT to attain the Section 5310 program’s 55 percent funding floor. For projects proposed in small urbanized areas, any prioritization of projects provided to MoDOT from the MPOs will be accepted as long as those projects are Section 5310 eligible activities proposed by eligible applicants. Otherwise, within this category of “traditional projects”, the rural prioritization and small urbanized prioritization of projects in descending order is:

- (a) Replacement of accessible vehicles that have reached the end of their useful life,
- (b) Replacement of non-accessible vehicles that have reached the end of their useful life,

- (c) Accessible vehicles to be used in eligible expanded mobility services,
- (d) Non-accessible vehicles to be used in eligible expanded mobility services,
- (e) Support for mobility management and coordination programs, and
- (f) All other “traditional” Section 5310 eligible project types.

In selecting “traditional” projects for funding, consideration will be given to a geographic distribution to deter concentrations of projects and funds in a few areas of the state. Also, based on applicant responses to Title VI Civil Rights questions about clients served, consideration will be given to ensure low-income individuals and minorities are not excluded from accessing funds for eligible Section 5310 activities.

Rural Transit Assistance Program

Federal Transit Administration Section 5311

Section 5311 of Chapter 53, Title 49, U.S.C. Federal Transit Administration - Section 5311 provides capital and operating assistance to public transportation systems in rural areas. A rural area is an area outside a city of 50,000 or more inhabitants and its densely settled fringe areas. Section 5311 projects include planning and technical studies, system design, capital acquisition, and assistance in defraying operating losses. Intercity over-the-road bus services are also eligible for funding.

Eligible recipients of Section 5311 assistance include public bodies, private not-for-profit corporations and operators that provide general public transportation services. Private for-profit providers of service are eligible through purchase of service agreements with a local public body for the provision of public transportation services. For-profit intercity carriers are also eligible.

Section 5311 project selection is performed by MoDOT based upon annual applications. Request for operating assistance is given priority over capital project requests. Once operating assistance is awarded, capital requests are reviewed for award if funding is available. Operating assistance awards are based upon the project's budget for the coming year compared to previous year expenditures. Priority is given to local public bodies because they meet the program's primary objective of offering general public service. Not-for-profit organizations are also allowed to participate in the program if they meet program criteria and have available local matching funds. Capital projects are funded 80 percent federal and 20 percent local. Operating assistance projects may be used to support up to 50 percent of a project's net operating loss. Net operating loss is the total expense incurred minus any fares collected. As federally required, 15 percent of the Section 5311 funds are reserved to support intercity bus service. In the event eligible applicants do not express an interest in supporting intercity bus service or, if the requests received are less than the reserved amount, the funding reserved for intercity bus will be transferred to the rural public transit service. The department may use up to 10 percent of its Section 5311 apportionment for program administration, planning and technical assistance, with no state match required. Ten percent of Section 5311 funds will be reserved at the discretion of the department to allow funding for emerging services.

		STATE FISCAL YEAR PROJECT BUDGETING				
		7/2017- 6/2018	7/2018- 6/2019	7/2019- 6/2020	7/2020- 6/2021	7/2021- 6/2022
Section 5311	Federal Asst	21,250,000	21,250,000	17,750,000	17,750,000	17,750,000
	Local Match	16,154,500	16,154,500	17,750,000	17,750,000	17,750,000
	TOTAL	37,404,500	37,404,500	35,500,000	35,000,000	35,000,000

MoDOT administers these Sec. 5311 federal funds for eligible transit program costs.

Table 7-11 Section 5311 Grantees

Fiscal Year 2017 Grantees - Operating Assistance		
Section 5311 Grantees	MoDOT Dist	Federal (\$)
Cape Girardeau County Transit Authority	SE	302,000
City of Bloomfield	SE	39,000
City of Carthage	SW	31,000
City of Clinton	SW	67,000
City of El Dorado Springs	SW	63,000
City of Excelsior Springs	KC	90,000
City of Houston	SW	66,000
City of Lamar	SW	48,000
City of Mt. Vernon	SW	70,000
City of Nevada	SW	38,000
City of New Madrid	SE	38,000
City of West Plains	SE	81,000
Dunklin County Transit Service, Inc.	SE	260,000
Franklin County Transportation Council, Inc.	SL	205,000
Licking Bridge Builders, Inc.	SE	50,000
Macon Area Chamber of Commerce	NE	38,000
Mississippi County Transit System	SE	145,000
OATS, Inc.	All	8,207,000
Ray County Transportation, Inc.	KC	310,000
Ripley County Transit, Inc.	SE	140,000
Scott County Transportation System	SE	140,000
SERVE, Inc.	CD	206,000
Southeast Missouri Transportation Service, Inc.	CD, SE	2,650,000
Stoddard County Transit Services, Inc.	SE	157,000
Section 5311(f) Grantees	MoDOT Dist	Federal (\$)
Burlington Trailways	NE, SL	95,000
Greyhound	KC, CD, NE, SW, SE, SL	1,002,000
Jefferson Lines	NW, KC, SW	195,000
Southeast Missouri Transportation Service, Inc.	SE, SL	25,000
Totals		14,758,000

Rural Transit Assistance Program Section 5311 (b)

Section 5311 (b) of Chapter 53, Title 49, U.S.C. Federal Transit Administration - MoDOT administers the Federal Transit Administration Section 5311 (b) Rural Transit Assistance Program for the development and implementation of training, technical assistance and other support services for use by local transit providers in rural areas. No matching funds are required.

Federal Transit Administration allocates Rural Transit Assistance Program funds to each state based on an administrative formula. Federal Transit Administration first allocates \$65,000 to each state, and then distributes the balance of the annual funding according to the rural population of each state.

Through a competitive selection process, MoDOT currently contracts these services with Missouri University of Science and Technology.

Table 7-12 Section 5311 (b) Funding		STATE FISCAL YEAR PROJECT BUDGETING				
		7/2017-6/2018	7/2018-6/2019	7/2019-6/2020	7/2020-6/2021	7/2021-6/2022
Section 5311 (b)	Federal Assistance	325,000	325,000	325,000	325,000	325,000
	TOTAL	325,000	325,000	325,000	325,000	325,000

Transit Jobs Access and Reverse Commute Grant Program

Section 5316

Section 5316 of Chapter 53, Title 49, U.S.C. - Federal Transit Administration - MoDOT administers Federal Transit Administration Section 5316 JARC program grants either earmarked to the state or designated to rural and small urban recipients prior to 2006 or appropriated to rural and small urbanized areas by formula in FFY 2006 through FFY 2012. This grant category funds up to 50 percent of the net cost to provide mobility services designed for new employees and low-income workers. This program will also fund up to 80 percent of capital costs for vehicles, equipment and facilities that support transit services providing mobility to new employees and low-income workers. This program was not reauthorized by Congress in MAP-21 nor was it included in FAST Act. Activity types previously funded by Section 5316 are eligible for funding in either the Section 5307 or Section 5311 programs starting with federal fiscal year (FFY) 2013 funds. This program will be removed from the STIP after the remaining fund balance is expended.

		STATE FISCAL YEAR PROJECT BUDGETING				
		7/2017- 6/2018	7/2018- 6/2019	7/2019- 6/2020	7/2020- 6/2021	7/2021- 6/2022
Table 7-13 Section 5316 Funding	Section 5316					
	Federal Asst	46,000	0	0	0	0
	Local Match	46,000	0	0	0	0
	TOTAL	92,000	0	0	0	0

New Freedom Transit Grant Program Section 5317

Section 5317 of Chapter 53, Title 49, U.S.C. - Federal Transit Administration - MoDOT administers Federal Transit Administration Section 5317 New Freedom formula grants in a program created by Congress in the federal transportation reauthorization legislation, SAFETEA-LU as appropriated for rural and small urbanized areas by formula. This grant category funds up to 50 percent of the net cost to provide new mobility services, primarily for persons with disabilities, when those mobility services are beyond the requirements of the Americans with Disabilities Act (ADA). This program will also fund up to 80 percent of capital costs for vehicles, equipment and facilities that support new transit services, primarily for persons with disabilities, for services beyond the requirements of ADA, or facility accessibility improvements beyond the requirements of the ADA not otherwise incorporated in an existing or planned project. This program was not reauthorized by Congress in MAP-21 nor was it included in FAST Act. However, New Freedom activities are eligible for funding in the Section 5310 program starting with FFY 2013 funds. This program will be removed from the STIP after the remaining fund balance is expended.

		STATE FISCAL YEAR PROJECT BUDGETING				
		7/2017- 6/2018	7/2018- 6/2019	7/2019- 6/2020	7/2020- 6/2021	7/2021- 6/2022
Table 7-14 Section 5317 Funding						
Section 5317	Federal Asst	806,000		0	0	0
	Local Match	806,000	00	0	0	0
	TOTAL	1,612,000	0	0	0	0

State Safety Oversight Formula Grants Federal Transit Administration – Section 5329

Section 5329 of Chapter 53, Title 49, U.S.C. - Federal Transit Administration - Each state with transit rail systems not regulated by the Federal Transit Administration (FTA) is required to establish a state safety oversight (SSO) program with the responsibility to enforce federal law and oversee fixed guide way public transportation safety. MoDOT administers Federal Transit Administration Section 5329 SSO grants. These Section 5329 grants fund up to 80 percent of the cost to administer and operate the state safety oversight program. Grant matching funds may not be derived from the transit systems subject to the state safety oversight and are funded through the State Transportation Fund. Systems subject to MoDOT oversight from this program are St. Louis MetroLink, the new Delmar Loop Trolley and the Kansas City Street Car.

MoDOT's State Safety Oversight program uses a combination of internal staff and hired expertise to help ensure the systems in Missouri are as safe as possible. MoDOT elected to competitively procure expertise when new requirements were passed by the U.S. Congress in MAP-21. This allowed MoDOT to quickly get up to speed with the new, more stringent requirements and to develop and implement ways of improving the safety of these systems much quicker than hiring and training internal staff. Each of the systems regulated have reduced incidents and improved efficiencies because of this approach.

		STATE FISCAL YEAR PROJECT BUDGETING				
		7/2017- 6/2018	7/2018- 6/2019	7/2019- 6/2020	7/2020- 6/2021	7/2021- 6/2022
Table 7-15 Section 5329 Funding	Section 5329					
	Federal Asst	700,000	560,000	560,000	560,000	560,000
	State Match	175,000	140,000	140,000	140,000	140,000
	TOTAL	875,000	700,000	700,000	700,000	700,000

Bus and Bus Facilities Program Formula Grants Federal Transit Administration – Section 5339

Section 5339 of Chapter 53, Title 49, U.S.C. - Federal Transit Administration - MoDOT administers Federal Transit Administration Section 5339 Bus and Bus Facilities formula program grants. This formula program replaces the discretionary Section 5309 program with respect to transit bus and transit bus related facility project funding. This grant category funds up to 80 percent of the cost to replace, rehabilitate and purchase buses and related equipment as well as construction of bus related facilities. These funds are annually apportioned to each of the large urbanized areas (St. Louis, Kansas City and Springfield), apportioned separately on an aggregate basis to the small urbanized areas (between 50,000 – 199,999 population) and annually apportioned separately in aggregate to the non-urbanized / rural areas of the state. MoDOT administers the funds apportioned to the non-urbanized /rural of Missouri.

MoDOT worked with the transit programs’ advisory body, the Missouri Public Transit Association (MPTA), to develop consensus on a formula funding arrangement for the allocation of the FTA Section 5339 Bus & Bus Facilities Program funds to Missouri’s large urbanized areas, small urbanized areas, and rural transportation providers.

MoDOT only administers the Section 5339 Rural apportionment for rural transportation providers. Rural transportation providers submit an annual application requesting vehicle replacement or expansion. Awards are based upon the useful life criteria identified in the Transit State Management Plan. Useful life criteria identifies the expected lifetime of vehicles based upon years and/or mileage. Vehicles must meet or exceed the useful life criteria to be eligible for replacement.

The Small Urbanized apportionment and Large Urban apportionment is transferred to the 5307 program for ease of grant management. By transferring to the 5307 program, the large urban and small urban providers apply directly to FTA to receive funds for eligible projects in the Section 5339 Bus & Bus Facility program.

		STATE FISCAL YEAR PROJECT BUDGETING				
		7/2017- 6/2018	7/2018- 6/2019	7/2019- 6/2020	7/2020- 6/2021	7/2021- 6/2022
Table 7-16 Section 5339 Funding	MoDOT Administered Federal Funds	6,641,300	2,410,600	2,410,600	2,410,600	2,410,600
	Local Match	1,660,325	602,650	602,650	602,650	602,650
	TOTAL	8,301,625	3,013,250	3,013,250	3,013,250	3,013,250

Missouri Elderly and Handicapped Transportation Assistance Program

The Missouri Elderly and Handicapped Transportation Assistance Program (MEHTAP) is a state funded program that provides funding to the 10 Area Agencies on Aging (AAA) and approximately 160 non-profit organizations statewide that offer transportation services to senior citizens and persons with disabilities at below-cost rates. These programs are divided among grantees, taking into account ridership, costs and alternative services available, as required by state law. Trips are weighted by type (medical, essential services, recreation) and determine total ridership. Costs are estimated by total vehicle miles operated by each recipient. Weighted trips and vehicle miles are given equal weight in computing a preliminary formula-based distribution of funds.

The preliminary formula-based distribution is adjusted for alternative services available, local resources and special client needs. Some discretion is exercised to adjust for inequities stemming from longevity in the program. MEHTAP funding is allocated by the Department in accordance with 208.250 – 208.265, RSMo and Code of State Regulations (CSR) 7 CSR 10-7.010, based on the following criteria: need for service, trip purpose, cost effectiveness, and cost and availability of alternative service.

Each year a portion of the MEHTAP appropriation is reserved for Area Agencies on Aging. Reserved funds supplement state and federal funds available to the area agencies for transportation. Area agencies may use MEHTAP funds in combination with other transportation funds to provide transportation services or to contract with existing providers for service. Each year, project funding is contingent upon receipt of applications from eligible providers and an appropriation from the state legislature. Federal, local and private matching funds of over \$34,000,000 do not flow through MoDOT.

Annually, an executive summary on the previous fiscal years MEHTAP program can be found at the following link:
<http://www.modot.org/othertransportation/transit/documents/MEHTAPAnnualReport.pdf> This report is posted in August after the end of the state fiscal year.

		STATE FISCAL YEAR PROJECT BUDGETING				
		7/2017- 6/2018	7/2018- 6/2019	7/2019- 6/2020	7/2020- 6/2021	7/2021- 6/2022
Table 7-17 Section MEHTAP Funding	State Funds	2,468,607	2,468,607	2,468,607	2,468,607	2,468,607
	Local	2,468,607	2,468,607	2,468,607	2,468,607	2,468,607
	TOTAL	4,937,214	4,937,214	4,937,214	4,937,214	4,937,214

Missouri State Transit Assistance Program

The Missouri State Transit Assistance Program is a state funded program that provides state funds to 34 public transportation service providers to defray the operating and capital cost incurred by public transportation service providers. State Transit Assistance funding is allocated by MoDOT in accordance with Section 226.195, RSMo and state regulation 7 CSR 10-7.030. The distribution of funds to public transportation service providers shall be determined by evaluating factors including but not limited to population, ridership, cost and efficiency of program, availability of alternative transportation and local support.

Each year, project funding is contingent upon the total number of grant applications received from eligible providers as well as any new qualified applicants that might enter the program for the first time in fiscal year 2018. The State Transit Assistance program is funded with state transportation funds and general revenue funds and is subject to the Missouri General Assembly legislative appropriation process and any subsequent directives mandated by the Governor regarding withholdings.

Table 7-18 State Transit Assistance Funding		STATE FISCAL YEAR PROJECT BUDGETING				
		7/2017-6/2018	7/2018-6/2019	7/2019-6/2020	7/2020-6/2021	7/2021-6/2022
State Transit Assistance	State Funds	1,710,875	1,710,875	1,710,875	1,710,875	1,710,875
	TOTAL	1,710,875	1,710,875	1,710,875	1,710,875	1,710,875

Fiscal Year 2017 Grantees - State Operating Assistance

State Operating Assistance Grantees	MoDOT District	State (\$)
OATS, Inc.	All	\$392,166
City of Columbia	CD	\$47,638
City of Jefferson	CD	\$16,537
SERVE	CD	\$6,449
SMTS, Inc.	CD, SE	\$58,009
Kansas City Area Transportation Authority - KCATA	KC	\$461,432
City of Independence	KC	\$25,003
City of Excelsior Springs	KC	\$2,369
Ray County Transportation	KC	\$8,059
City of St. Joseph	NE	\$28,632
Macon Area Chamber of Commerce	NE	\$1,133
Cape Girardeau County Transit Authority (Urbanized)	SE	\$13,503
Southeast Missouri State University	SE	\$7,808
Cape Girardeau County Transit Authority (Rural)	SE	\$7,371
City of Bloomfield	SE	\$1,119
City of New Madrid	SE	\$1,178
City of West Plains	SE	\$2,447
Dunklin County Transit Service, Inc.	SE	\$5,422
Licking Bridge Builders	SE	\$951
Mississippi County Transit System	SE	\$3,276
Ripley County Transit	SE	\$3,299
Scott County Transportation System	SE	\$2,995
Stoddard County Transit Service	SE	\$3,638
Bi-State (Metro) Development Agency	SL	\$976,663
City of St. Charles	SL	\$13,256
Franklin County Transportation Council	SL	\$12,888
City Utilities of Springfield	SW	\$60,711
City of Joplin	SW	\$17,682

Fiscal Year 2017 Grantees - State Operating Assistance (continued)

State Operating Assistance Grantees	MoDOT District	State (\$)
City of Carthage	SW	\$2,074
City of Clinton	SW	\$2,480
City of Eldorado Springs	SW	\$1,656
City of Houston	SW	\$1,565
City of Lamar	SW	\$2,255
City of Mt. Vernon	SW	\$1,797
City of Nevada	SW	\$2,414
Totals		\$2,195,875



2018 – 2022 Transit Anticipated Project Schedule *Projects in thousands of dollars*

Subject to the approval of the local property owner, the Transportation Improvement Program by the governing Metropolitan Planning Organization (as applicable), and as funds are available.

State Fiscal Year Project Budget					
7/2017-6/2018	7/2018-6/2019	7/2019-6/2020	7/2020-6/2021	7/2021-6/2022	
District: CD County: Cole 5304 - Locally developed human services coordination plan City: Jefferson City Federal: 20 State: Local: 5 Agency: Capital Area Metropolitan Planning Organization Mode: TRANSIT Estimate Total: 25					20
District: CD County: Boone 5304 - Locally developed human services coordination plan City: Columbia Federal: 20 State: Local: 5 Agency: Columbia Area Transportation Study Organization Mode: TRANSIT Estimate Total: 25					20
District: SL County: St. Louis 5304 - Locally developed human services coordination plan City: St. Louis Federal: 20 State: Local: 5 Agency: East-West Gateway Council of Governments Mode: TRANSIT Estimate Total: 25					20
District: SW County: Jasper 5304 - Locally developed human services coordination plan City: Joplin Federal: 20 State: Local: 5 Agency: Joplin Area Transportation Study Organization Mode: TRANSIT Estimate Total: 25					20



2018 – 2022 Transit Anticipated Project Schedule *Projects in thousands of dollars*

Subject to the approval of the local property owner, the Transportation Improvement Program by the governing Metropolitan Planning Organization (as applicable), and as funds are available.

State Fiscal Year Project Budget					
	7/2017-6/2018	7/2018-6/2019	7/2019-6/2020	7/2020-6/2021	7/2021-6/2022
District: KC County: Cass 5304 - Locally developed human services coordination plan City: Kansas City Federal: 20 State: Local: 5 Agency: Mid-America Regional Council Mode: TRANSIT Estimate Total: 25	20				
District: SW County: Greene 5304 - Locally developed human services coordination plan City: Springfield Federal: 20 State: Local: 5 Agency: Ozarks Transportation Organization Mode: TRANSIT Estimate Total: 25	20				
District: NW County: Buchanan 5304 - Locally developed human services coordination plan City: St. Joseph Federal: 20 State: Local: 5 Agency: St. Joseph Area Transportation Study Organization Mode: TRANSIT Estimate Total: 25	20				
District: SE County: Cape Girardeau 5304 - Locally developed human services coordination plan City: Cape Girardeau Federal: 20 State: Local: 5 Agency: Southeast Metropolitan Planning Organization Mode: TRANSIT Estimate Total: 25	20				



2018 – 2022 Transit Anticipated Project Schedule *Projects in thousands of dollars*

Subject to the approval of the local property owner, the Transportation Improvement Program by the governing Metropolitan Planning Organization (as applicable), and as funds are available.

State Fiscal Year Project Budget					
	7/2017-6/2018	7/2018-6/2019	7/2019-6/2020	7/2020-6/2021	7/2021-6/2022
District: NE County: Warren 5304 - Locally developed human services coordination plan City: Warrenton Federal: 20 State: Local: 5 Agency: Boonslick Regional Planning Commission Mode: TRANSIT Estimate Total: 25	20				
District: SE County: Stoddard 5304 - Locally developed human services coordination plan City: Dexter Federal: 20 State: Local: 5 Agency: Bootheel Regional Planning Commission Mode: TRANSIT Estimate Total: 25	20				
District: NW County: Grundy 5304 - Locally developed human services coordination plan City: Trenton Federal: 20 State: Local: 5 Agency: Green Hills Regional Planning Commission Mode: TRANSIT Estimate Total: 25	20				
District: SW County: Jasper 5304 - Locally developed human services coordination plan City: Webb City Federal: 20 State: Local: 5 Agency: Harry S. Truman Coordinating Council Mode: TRANSIT Estimate Total: 25	20				



2018 – 2022 Transit Anticipated Project Schedule *Projects in thousands of dollars*

Subject to the approval of the local property owner, the Transportation Improvement Program by the governing Metropolitan Planning Organization (as applicable), and as funds are available.

State Fiscal Year Project Budget					
	7/2017-6/2018	7/2018-6/2019	7/2019-6/2020	7/2020-6/2021	7/2021-6/2022
District: SW County: Clinton 5304 - Locally developed human services coordination plan City: Clinton Federal: 20 State: Local: 5 Agency: Kaysinger Basin Regional Planning Commission Mode: TRANSIT Estimate Total: 25	20				
District: CD County: Camden 5304 - Locally developed human services coordination plan City: Camdenton Federal: 20 State: Local: 5 Agency: Lake of the Ozarks Council of Local Government Mode: TRANSIT Estimate Total: 25	20				
District: NE County: Ralls 5304 - Locally developed human services coordination plan City: Perry Federal: 20 State: Local: 5 Agency: Mark Twain Regional Council of Government Mode: TRANSIT Estimate Total: 25	20				
District: CD County: Phelps 5304 - Locally developed human services coordination plan City: St. James Federal: 20 State: Local: 5 Agency: Meramec Regional Planning Commission Mode: TRANSIT Estimate Total: 25	20				



2018 – 2022 Transit Anticipated Project Schedule *Projects in thousands of dollars*

Subject to the approval of the local property owner, the Transportation Improvement Program by the governing Metropolitan Planning Organization (as applicable), and as funds are available.

State Fiscal Year Project Budget					
	7/2017-6/2018	7/2018-6/2019	7/2019-6/2020	7/2020-6/2021	7/2021-6/2022
District: CD County: Boone 5304 - Locally developed human services coordination plan City: Ashland Federal: 20 State: Local: 5 Agency: Mid Missouri Regional Planning Commission Mode: TRANSIT Estimate Total: 25	20				
District: NW County: Buchanan 5304 - Locally developed human services coordination plan City: St. Joseph Federal: 20 State: Local: 5 Agency: Mo-Kan Regional Planning Commission Mode: TRANSIT Estimate Total: 25	20				
District: NE County: Scotland 5304 - Locally developed human services coordination plan City: Memphis Federal: 20 State: Local: 5 Agency: Northeast Missouri Regional Planning Commission Mode: TRANSIT Estimate Total: 25	20				
District: NW County: Nodaway 5304 - Locally developed human services coordination plan City: Maryville Federal: 20 State: Local: 5 Agency: Northwest Missouri Regional Council of Government Mode: TRANSIT Estimate Total: 25	20				



2018 – 2022 Transit Anticipated Project Schedule *Projects in thousands of dollars*

Subject to the approval of the local property owner, the Transportation Improvement Program by the governing Metropolitan Planning Organization (as applicable), and as funds are available.

State Fiscal Year Project Budget					
	7/2017-6/2018	7/2018-6/2019	7/2019-6/2020	7/2020-6/2021	7/2021-6/2022
District: SE County: Butler 5304 - Locally developed human services coordination plan City: Poplar Bluff Federal: 20 State: Local: 5 Agency: Ozark Foothills Regional Planning Commission Mode: TRANSIT Estimate Total: 25	20				
District: KC County: Lafayette 5304 - Locally developed human services coordination plan City: Concordia Federal: 20 State: Local: 5 Agency: Pioneer Trails Regional Planning Commission Mode: TRANSIT Estimate Total: 25	20				
District: SE County: Howell 5304 - Locally developed human services coordination plan City: Pomona Federal: 20 State: Local: 5 Agency: South Central Ozark Council of Governments Mode: TRANSIT Estimate Total: 25	20				
District: SE County: Perry 5304 - Locally developed human services coordination plan City: Perryville Federal: 20 State: Local: 5 Agency: Southeast Missouri Regional Planning Commission Mode: TRANSIT Estimate Total: 25	20				



2018 – 2022 Transit Anticipated Project Schedule

Projects in thousands of dollars

Subject to the approval of the local property owner, the Transportation Improvement Program by the governing Metropolitan Planning Organization (as applicable), and as funds are available.

		State Fiscal Year Project Budget				
		7/2017-6/2018	7/2018-6/2019	7/2019-6/2020	7/2020-6/2021	7/2021-6/2022
District: SW		20				
County: Greene	5304 - Locally developed human services coordination plan					
City: Springfield	Federal: 20 State: Local: 5					
Agency: Southwest Missouri Council of Governments						
Mode: TRANSIT	Estimate Total: 25					
District: SL		44				
County: Statewide	5304 - Locally developed human services coordination plan					
City: St. Louis	Federal: 44 State: Local: 11					
Agency: Missouri Public Transit Association						
Mode: TRANSIT	Estimate Total: 55					
District: SL		1605 1284 1284 1284 1284				
County: Various	5310 - Contingency capital assistance funds for bus replacement/expansion in the St. Louis large urban area (yearly application)					
City: St. Louis	Federal: 1605 State: Local: 401.3					
Agency: East-West Gateway Council of Governments (MoDOT administered)						
Mode: TRANSIT	Estimate Total: 6741					
District: SW		276.2 160.3 160.3 160.3 160.3				
County: Greene	5310 - Contingency capital assistance funds for bus replacement/expansion in the Springfield large urban area (yearly application)					
City: Springfield	Federal: 276.2 State: Local: 69					
Agency: Ozarks Transportation Organization						
Mode: TRANSIT	Estimate Total: 917.4					



2018 – 2022 Transit Anticipated Project Schedule *Projects in thousands of dollars*

Subject to the approval of the local property owner, the Transportation Improvement Program by the governing Metropolitan Planning Organization (as applicable), and as funds are available.

					State Fiscal Year Project Budget				
					7/2017-6/2018	7/2018-6/2019	7/2019-6/2020	7/2020-6/2021	7/2021-6/2022
District: Statewide	5310 - Contingency funds for bus replacement/expansion in Missouri rural area (yearly application)				1345.9	930.6	930.6	930.6	930.6
County: Statewide									
City: Statewide									
Agency: 5310 Transportation Providers									
Mode: TRANSIT									
Estimate Total: 5068.3									
District: Statewide	5310 - Contingency operating assistance for transportation services for elderly and individuals with disabilities in Missouri rural area (yearly application)				1101.2	761.4	761.4	761.4	761.4
County: Statewide									
City: Statewide									
Agency: 5310 Transportation Providers									
Mode: TRANSIT									
Estimate Total: 4146.8									
District: NW/SW/SE/CD	5310 - Contingency funds for bus replacement/expansion in Missouri small urban areas (yearly application)				644.4	407	407	407	407
County: Various									
City: Various									
Agency: 5310 Transportation Providers									
Mode: TRANSIT									
Estimate Total: 2272.4									
District: NW/SW/SE/CD	5310 - Contingency operating assistance for transportation services in Missouri small urban areas for elderly and individuals with disabilities (yearly application)				527.3	333	333	333	333
County: Various									
City: Various									
Agency: 5310 Transportation Providers									
Mode: TRANSIT									
Estimate Total: 1859.3									



2018 – 2022 Transit Anticipated Project Schedule *Projects in thousands of dollars*

Subject to the approval of the local property owner, the Transportation Improvement Program by the governing Metropolitan Planning Organization (as applicable), and as funds are available.

						State Fiscal Year Project Budget				
						7/2017-6/2018	7/2018-6/2019	7/2019-6/2020	7/2020-6/2021	7/2021-6/2022
District: SE County: Cape Girardeau City: Cape Girardeau Agency: Cape Girardeau County Transit Authority Mode: TRANSIT	5311 - Operating assistance for rural public transportation Federal: 302 State: Local: 302 Estimate Total: 1510					302	302	302	302	302
District: SE County: Stoddard City: Bloomfield Agency: City of Bloomfield Mode: TRANSIT	5311 - Operating assistance for rural public transportation Federal: 40 State: Local: 40 Estimate Total: 200					40	40	40	40	40
District: SW County: Jasper City: Carthage Agency: City of Carthage Mode: TRANSIT	5311 - Operating assistance for rural public transportation Federal: 31.5 State: Local: 31.5 Estimate Total: 157.5					31.5	31.5	31.5	31.5	31.5
District: SW County: Henry City: Clinton Agency: City of Clinton Mode: TRANSIT	5311 - Operating assistance for rural public transportation Federal: 67 State: Local: 67 Estimate Total: 335					67	67	67	67	67



2018 – 2022 Transit Anticipated Project Schedule

Projects in thousands of dollars

Subject to the approval of the local property owner, the Transportation Improvement Program by the governing Metropolitan Planning Organization (as applicable), and as funds are available.

					State Fiscal Year Project Budget				
					7/2017-6/2018	7/2018-6/2019	7/2019-6/2020	7/2020-6/2021	7/2021-6/2022
District: SW	County: Cedar	5311 - Operating assistance for rural public transportation	Federal: 65.5	State:	65.5	65.5	65.5	65.5	65.5
City: Eldorado Springs				Local: 65.5					
Agency: City of Eldorado Springs									
Mode: TRANSIT									
		Estimate Total: 327.5							
District: KC	County: Clay	5311 - Operating assistance for rural public transportation	Federal: 80	State:	80	80	80	80	80
City: Excelsior Springs				Local: 80					
Agency: City of Excelsior Springs									
Mode: TRANSIT									
		Estimate Total: 400							
District: SE	County: Texas	5311 - Operating assistance for rural public transportation	Federal: 67.5	State:	67.5	67.5	67.5	67.5	67.5
City: Houston				Local: 67.5					
Agency: City of Houston									
Mode: TRANSIT									
		Estimate Total: 337.5							
District: SW	County: Barton	5311 - Operating assistance for rural public transportation	Federal: 50	State:	50	50	50	50	50
City: Lamar				Local: 50					
Agency: City of Lamar									
Mode: TRANSIT									
		Estimate Total: 250							



2018 – 2022 Transit Anticipated Project Schedule *Projects in thousands of dollars*

Subject to the approval of the local property owner, the Transportation Improvement Program by the governing Metropolitan Planning Organization (as applicable), and as funds are available.

					State Fiscal Year Project Budget				
					7/2017-6/2018	7/2018-6/2019	7/2019-6/2020	7/2020-6/2021	7/2021-6/2022
District:	SW				7070707070				
County:	Lawrence	5311 - Operating assistance for rural public transportation							
City:	Mt. Vernon	Federal:	70	State:					
Agency:	City of Mt. Vernon	Local:	70						
Mode:	TRANSIT	Estimate Total:	350						
District:	SW				4242424242				
County:	Vernon	5311 - Operating assistance for rural public transportation							
City:	Nevada	Federal:	42	State:					
Agency:	City of Nevada	Local:	42						
Mode:	TRANSIT	Estimate Total:	210						
District:	SE				4444444444				
County:	New Madrid	5311 - Operating assistance for rural public transportation							
City:	New Madrid	Federal:	44	State:					
Agency:	City of New Madrid	Local:	44						
Mode:	TRANSIT	Estimate Total:	220						
District:	SE				8383838383				
County:	Howell	5311 - Operating assistance for rural public transportation							
City:	West Plains	Federal:	83	State:					
Agency:	City of West Plains	Local:	83						
Mode:	TRANSIT	Estimate Total:	415						



2018 – 2022 Transit Anticipated Project Schedule

Projects in thousands of dollars

Subject to the approval of the local property owner, the Transportation Improvement Program by the governing Metropolitan Planning Organization (as applicable), and as funds are available.

						State Fiscal Year Project Budget				
						7/2017-6/2018	7/2018-6/2019	7/2019-6/2020	7/2020-6/2021	7/2021-6/2022
District:	SE									
County:	Dunklin	5311 - Operating assistance for rural public transportation								
City:	Doniphan	Federal:	263	State:		263	263	263	263	263
Agency:	Dunklin County Transit Service, Inc.									
Mode:	TRANSIT	Estimate Total: 1315								
District:	SL									
County:	Franklin	5311 - Operating assistance for rural public transportation								
City:	Union	Federal:	230	State:		230	230	230	230	230
Agency:	Franklin County Transportation Council									
Mode:	TRANSIT	Estimate Total: 1150								
District:	SE									
County:	Texas	5311 - Operating assistance for rural public transportation								
City:	Licking	Federal:	53	State:		53	53	53	53	53
Agency:	Licking Bridge Builders									
Mode:	TRANSIT	Estimate Total: 265								
District:	NE									
County:	Macon	5311 - Operating assistance for rural public transportation								
City:	Macon	Federal:	40	State:		40	40	40	40	40
Agency:	Macon Area Chamber of Commerce									
Mode:	TRANSIT	Estimate Total: 200								



2018 – 2022 Transit Anticipated Project Schedule *Projects in thousands of dollars*

Subject to the approval of the local property owner, the Transportation Improvement Program by the governing Metropolitan Planning Organization (as applicable), and as funds are available.

					State Fiscal Year Project Budget				
					7/2017-6/2018	7/2018-6/2019	7/2019-6/2020	7/2020-6/2021	7/2021-6/2022
District: SE									
County: Mississippi	5311 - Operating assistance for rural public transportation								
City: East Prairie	Federal: 148	State:	Local: 148		148	148	148	148	148
Agency: Mississippi County Transit System									
Mode: TRANSIT	Estimate Total: 740								
District: CD									
County: Boone	5311 - Operating assistance for rural public transportation								
City: Columbia	Federal: 9000	State:	Local: 9000		9000	9000	9000	9000	9000
Agency: OATS, Inc.									
Mode: TRANSIT	Estimate Total: 45000								
District: KC									
County: Ray	5311 - Operating assistance for rural public transportation								
City: Richmond	Federal: 312	State:	Local: 312		312	312	312	312	312
Agency: Ray County Transportation									
Mode: TRANSIT	Estimate Total: 1560								
District: SE									
County: Ripley	5311 - Operating assistance for rural public transportation								
City: Doniphan	Federal: 177	State:	Local: 177		177	177	177	177	177
Agency: Ripley County Transit									
Mode: TRANSIT	Estimate Total: 885								



2018 – 2022 Transit Anticipated Project Schedule *Projects in thousands of dollars*

Subject to the approval of the local property owner, the Transportation Improvement Program by the governing Metropolitan Planning Organization (as applicable), and as funds are available.

						State Fiscal Year Project Budget				
						7/2017-6/2018	7/2018-6/2019	7/2019-6/2020	7/2020-6/2021	7/2021-6/2022
District:	SE									
County:	Scott	5311 - Operating assistance for rural public transportation								
City:	Sikeston	Federal:	150	State:	Local:	150	150	150	150	150
Agency:	Scott County Transportation System									
Mode:	TRANSIT	Estimate Total:	750							
District:	CD									
County:	Callaway	5311 - Operating assistance for rural public transportation								
City:	Fulton	Federal:	207.5	State:	Local:	207.5	207.5	207.5	207.5	207.5
Agency:	SERVE, Inc.									
Mode:	TRANSIT	Estimate Total:	1037.5							
District:	SE									
County:	Madison	5311 - Operating assistance for rural public transportation								
City:	Fredericktown	Federal:	2760	State:	Local:	2760	2760	2760	2760	2760
Agency:	Southeast Missouri Transportation System (SMTS)									
Mode:	TRANSIT	Estimate Total:	13800							
District:	SE									
County:	Stoddard	5311 - Operating assistance for rural public transportation								
City:	Dexter	Federal:	172	State:	Local:	172	172	172	172	172
Agency:	Stoddard County Transit Service									
Mode:	TRANSIT	Estimate Total:	860							



2018 – 2022 Transit Anticipated Project Schedule

Projects in thousands of dollars

Subject to the approval of the local property owner, the Transportation Improvement Program by the governing Metropolitan Planning Organization (as applicable), and as funds are available.

					State Fiscal Year Project Budget				
					7/2017-6/2018	7/2018-6/2019	7/2019-6/2020	7/2020-6/2021	7/2021-6/2022
District:	SL/NE								
County:	Statewide	5311(f) - Operating assistance for intercity bus transportation							
City:	Burlington, IA	Federal:	95	State:		Local:	95	95	95
Agency:	Burlington Trailways								
Mode:	TRANSIT	Estimate Total:			475				
District:	Various								
County:	Statewide	5311(f) - Operating assistance for intercity bus transportation							
City:	Dallas, TX	Federal:	1002	State:		Local:	1002	1002	1002
Agency:	Greyhound								
Mode:	TRANSIT	Estimate Total:			5010				
District:	NW/KC/SW								
County:	Statewide	5311(f) - Operating assistance for intercity bus transportation							
City:	Minneapolis, MN	Federal:	256.5	State:		Local:	256.5	256.5	256.5
Agency:	Jefferson Lines								
Mode:	TRANSIT	Estimate Total:			1282.5				
District:	SE								
County:	Madison	5311(f) - Operating assistance for intercity bus transportation							
City:	Fredericktown	Federal:	25	State:		Local:	25	25	25
Agency:	Southeast Missouri Transportation System (SMTS)								
Mode:	TRANSIT	Estimate Total:			125				



2018 – 2022 Transit Anticipated Project Schedule

Projects in thousands of dollars

Subject to the approval of the local property owner, the Transportation Improvement Program by the governing Metropolitan Planning Organization (as applicable), and as funds are available.

					State Fiscal Year Project Budget				
					7/2017-6/2018	7/2018-6/2019	7/2019-6/2020	7/2020-6/2021	7/2021-6/2022
District:	SL/NE								
County:	Statewide	5311(f) - Replacement of one transit vehicle exceeding useful life							
City:	Burlington, IA	Federal:	420	State:		Local:	105	420	420
Agency:	Burlington Trailways								
Mode:	TRANSIT	Estimate Total:			840				
District:	Various								
County:	Statewide	5311(f) - Replacement of one transit vehicle exceeding useful life							
City:	Dallas, TX	Federal:	432	State:		Local:	108	432	432
Agency:	Greyhound								
Mode:	TRANSIT	Estimate Total:			864				
District:	NW/KC/SW								
County:	Statewide	5311(f) - Replacement of one transit vehicle exceeding useful life							
City:	Minneapolis, MN	Federal:	432	State:		Local:	108	432	432
Agency:	Jefferson Lines								
Mode:	TRANSIT	Estimate Total:			864				
District:	Various								
County:	Statewide	5311 - State admin. and contingent items per annual applications							
City:		Federal:	4132.5	State:		Local:		4132.5	4132.5
Agency:	5311 Rural Transportation Providers				4132.5	4132.5	1916.5	1916.5	1916.5
Mode:	TRANSIT	Estimate Total:			14014.5				



2018 – 2022 Transit Anticipated Project Schedule

Projects in thousands of dollars

Subject to the approval of the local property owner, the Transportation Improvement Program by the governing Metropolitan Planning Organization (as applicable), and as funds are available.

					State Fiscal Year Project Budget				
					7/2017-6/2018	7/2018-6/2019	7/2019-6/2020	7/2020-6/2021	7/2021-6/2022
District:	Various				325325325325325				
County:	Statewide								
5311(b) - Rural Transit Assistance Program (RTAP) provides training and technical assistance for rural transit agencies in Missouri									
City:	Rolla								
Agency:	Missouri University of Science and Technology								
Mode:	TRANSIT								
Estimate Total:					1625				
District:	KC				5050505050				
County:	Jackson								
5339 - FY17 & 18 statewide allocation transferred to KCATA 5307 program. KCATA will apply directly to FTA									
City:	Kansas City								
Agency:	Kansas City Area Transportation Authority - KCATA								
Mode:	TRANSIT								
Estimate Total:					250				
District:	SW				5050505050				
County:	Greene								
5339 - FY17 & 18 statewide allocation transferred to City Utilities 5307 program. City Utilities will apply directly to FTA									
City:	Springfield								
Agency:	City Utilities of Springfield								
Mode:	TRANSIT								
Estimate Total:					250				



2018 – 2022 Transit Anticipated Project Schedule

Projects in thousands of dollars

Subject to the approval of the local property owner, the Transportation Improvement Program by the governing Metropolitan Planning Organization (as applicable), and as funds are available.

			State Fiscal Year Project Budget					
			7/2017-6/2018	7/2018-6/2019	7/2019-6/2020	7/2020-6/2021	7/2021-6/2022	
District: SL	County: St. Louis	5339 - FY17 & 18 statewide allocation transferred to Bi-State (Metro) Development 5307 program. Bi-State (Metro) Development will apply directly to FTA						
City:	Federal: 100	State:	Local: 20	50	50	50	50	50
Agency: Bi-State (Metro) Development Agency								
Mode: TRANSIT	Estimate Total: 250							
District: NW	County: Buchanan	5339 - FY17 & 18 statewide and small urban allocation transferred to City of St. Joseph 5307 program. City of St. Joseph will apply directly to FTA						
City:	Federal: 378	State:	Local: 97	189	189	189	189	189
Agency: City of St. Joseph								
Mode: TRANSIT	Estimate Total: 945							
District: SW	County: Jasper	5339 - FY17 & 18 statewide and small urban allocation transferred to City of Joplin 5307 program. City of Joplin will apply directly to FTA						
City:	Federal: 383.2	State:	Local: 95.8	191.6	191.6	191.6	191.6	191.6
Agency: City of Joplin								
Mode: TRANSIT	Estimate Total: 958							



2018 – 2022 Transit Anticipated Project Schedule

Projects in thousands of dollars

Subject to the approval of the local property owner, the Transportation Improvement Program by the governing Metropolitan Planning Organization (as applicable), and as funds are available.

					State Fiscal Year Project Budget				
					7/2017-6/2018	7/2018-6/2019	7/2019-6/2020	7/2020-6/2021	7/2021-6/2022
District: CD									
County: Boone	5339 - FY17 & 18 statewide and small urban allocation transferred to City of Columbia 5307 program. City of Columbia will apply directly to FTA								
City:	Federal: 527	State:	Local: 131.8		263.5	263.5	263.5	263.5	263.5
Agency: City of Columbia - COMO Connect									
Mode: TRANSIT	Estimate Total: 1317.5								
District: CD									
County: Cole	5339 - FY17 & 18 statewide and small urban allocation transferred to City of Jefferson 5307 program. City of Jefferson will apply directly to FTA								
City:	Federal: 300.2	State:	Local: 75		150.1	150.1	150.1	150.1	150.1
Agency: City of Jefferson - JeffTran									
Mode: TRANSIT	Estimate Total: 750.5								
District: KC									
County: Jackson	5339 - FY17 & 18 statewide and small urban allocation transferred to City of Lee's Summit 5307 program. City of Lee's Summit will apply directly to FTA								
City:	Federal: 391.2	State:	Local: 97.8		195.6	195.6	195.6	195.6	195.6
Agency: City of Lee's Summit									
Mode: TRANSIT	Estimate Total: 978								



2018 – 2022 Transit Anticipated Project Schedule

Projects in thousands of dollars

Subject to the approval of the local property owner, the Transportation Improvement Program by the governing Metropolitan Planning Organization (as applicable), and as funds are available.

District: SE County: Cape Girardeau City: Cape Girardeau Agency: Cape Girardeau County Transit Authority Mode: TRANSIT	5339 - FY17 & 18 statewide and small urban allocation transferred to Cape Girardeau County 5307 program. Cape Girardeau County will apply directly to FTA Federal: 281 State: Local: 70.2 Estimate Total: 702.5	140.5	140.5	140.5	140.5	140.5
District: SE County: Cape Girardeau City: Cape Girardeau Agency: Cape Girardeau County Transit Authority Mode: TRANSIT	5339 - Replacement of three transit vehicles exceeding useful life Federal: 65.8 State: Local: 13.2 Estimate Total: 79	65.8				
District: SW County: Jasper City: Carthage Agency: City of Carthage Mode: TRANSIT	5339 - Replacement of one transit vehicle exceeding useful life Federal: 45.7 State: Local: 9.1 Estimate Total: 54.8	45.7				



2018 – 2022 Transit Anticipated Project Schedule *Projects in thousands of dollars*

Subject to the approval of the local property owner, the Transportation Improvement Program by the governing Metropolitan Planning Organization (as applicable), and as funds are available.

State Fiscal Year Project Budget				
7/2017-6/2018	7/2018-6/2019	7/2019-6/2020	7/2020-6/2021	7/2021-6/2022
District: KC County: Clay 5339 - Replacement of one transit vehicle exceeding useful life City: Excelsior Springs Federal: 46.2 State: Local: 9.2 Agency: City of Excelsior Springs Mode: TRANSIT Estimate Total: 55.4				
46.2				
District: SE County: Texas 5339 - Replacement of one transit vehicle exceeding useful life City: Houston Federal: 44.4 State: Local: 8.9 Agency: City of Houston Mode: TRANSIT Estimate Total: 53.3				
44.4				
District: SE County: Texas 5339 - Replacement of one transit vehicle exceeding useful life City: Excelsior Springs Federal: 29.8 State: Local: 7.4 Agency: Licking Bridge Builders Mode: TRANSIT Estimate Total: 37.2				
29.8				
District: SW County: Lawrence 5339 - Replacement of one transit vehicle exceeding useful life City: Mt. Vernon Federal: 45.9 State: Local: 9.2 Agency: City of Mt. Vernon Mode: TRANSIT Estimate Total: 55.1				
45.9				



2018 – 2022 Transit Anticipated Project Schedule

Projects in thousands of dollars

Subject to the approval of the local property owner, the Transportation Improvement Program by the governing Metropolitan Planning Organization (as applicable), and as funds are available.

				7/2017- 6/2018	7/2018- 6/2019	7/2019- 6/2020	7/2020- 6/2021	7/2021- 6/2022
District: SW	County: Vernon	5339 - Replacement of one transit vehicle exceeding useful life	Federal: 39.5 State: Local: 7.9	39.5				
City: Nevada	Agency: City of Nevada							
Mode: TRANSIT		Estimate Total: 47.4						
District: SE	County: Dunklin	5339 - Replacement of three transit vehicles exceeding useful life	Federal: 56.7 State: Local: 11.3	56.7				
City: Doniphan	Agency: Dunklin County Transit Service, Inc.							
Mode: TRANSIT		Estimate Total: 68						
District: SL	County: Franklin	5339 - Replacement of two transit vehicles exceeding useful life	Federal: 92 State: Local: 23	92				
City: Union	Agency: Franklin County Transportation Council							
Mode: TRANSIT		Estimate Total: 115						
District: SE	County: Mississippi	5339 - Replacement of two transit vehicles exceeding useful life	Federal: 44 State: Local: 11	44				
City: East Prairie	Agency: Mississippi County Transit System							
Mode: TRANSIT		Estimate Total: 55						



2018 – 2022 Transit Anticipated Project Schedule *Projects in thousands of dollars*

Subject to the approval of the local property owner, the Transportation Improvement Program by the governing Metropolitan Planning Organization (as applicable), and as funds are available.

State Fiscal Year Project Budget				
7/2017-6/2018	7/2018-6/2019	7/2019-6/2020	7/2020-6/2021	7/2021-6/2022
District: CD County: Boone 5339 - Replacement of 28 transit vehicles exceeding useful life City: Columbia Federal: 1114 State: Local: 278.5 Agency: OATS, Inc. Mode: TRANSIT Estimate Total: 1392.5				
1114				
District: KC County: Ray 5339 - Replacement of six transit vehicles exceeding useful life City: Richmond Federal: 189.4 State: Local: 47.4 Agency: Ray County Transportation Mode: TRANSIT Estimate Total: 236.8				
189.4				
District: SE County: Ripley 5339 - Replacement of three transit vehicles exceeding useful life City: Doniphan Federal: 80.4 State: Local: 20.1 Agency: Ripley County Transit Mode: TRANSIT Estimate Total: 100.5				
80.4				
District: CD County: Callaway 5339 - Replacement of two transit vehicles exceeding useful life City: Fulton Federal: 90.9 State: Local: 22.7 Agency: SERVE, Inc. Mode: TRANSIT Estimate Total: 113.6				
90.9				



2018 – 2022 Transit Anticipated Project Schedule

Projects in thousands of dollars

Subject to the approval of the local property owner, the Transportation Improvement Program by the governing Metropolitan Planning Organization (as applicable), and as funds are available.

						State Fiscal Year Project Budget				
						7/2017-6/2018	7/2018-6/2019	7/2019-6/2020	7/2020-6/2021	7/2021-6/2022
District:	SE					841.5				
County:	Madison 5339 - Replacement of 22 transit vehicles exceeding useful life									
City:	Fredericktown Federal: 841.5 State: Local: 210.4									
Agency:	Southeast Missouri Transportation System (SMTS)									
Mode:	TRANSIT Estimate Total: 1051.9									
District:	SE					73				
County:	Stoddard 5339 - Replacement of two transit vehicles exceeding useful life									
City:	Dexter Federal: 73 State: Local: 18.3									
Agency:	Stoddard County Transit Service									
Mode:	TRANSIT Estimate Total: 91.3									
District:	SE					51.3				
County:	Howell 5339 - Replacement of transit vehicle exceeding useful life									
City:	West Plains Federal: 51.3 State: Local: 12.8									
Agency:	City of West Plains									
Mode:	TRANSIT Estimate Total: 64									
District:	Statewide					1130.3 1130.3 1130.3 1130.3 1130.3				
County:	Various 5339 - Replacement of transit vehicle exceeding useful life and expansion of service per annual application									
City:	Federal: 1130.3 State: Local: 282.6									
Agency:	5311 Rural Transportation Providers									
Mode:	TRANSIT Estimate Total: 5651.5									



2018 – 2022 Transit Anticipated Project Schedule *Projects in thousands of dollars*

Subject to the approval of the local property owner, the Transportation Improvement Program by the governing Metropolitan Planning Organization (as applicable), and as funds are available.

State Fiscal Year Project Budget				
7/2017-6/2018	7/2018-6/2019	7/2019-6/2020	7/2020-6/2021	7/2021-6/2022
District: SL County: St. Louis MEHTAP - Operating assistance for transportation services for elderly and individuals with disabilities City: Florissant Federal: State: 4.1 Local: 4.1 Agency: All About Family 1 Mode: TRANSIT Estimate Total: 8.2				
4.1				
District: SW County: Jasper MEHTAP - Operating assistance for transportation services for elderly and individuals with disabilities City: Joplin Federal: State: 40.2 Local: 40.2 Agency: Area Agency On Aging, Region X Mode: TRANSIT Estimate Total: 80.4				
40.2				
District: NW County: Nodaway MEHTAP - Operating assistance for transportation services for elderly and individuals with disabilities City: Maryville Federal: State: 4.4 Local: 4.4 Agency: Association Of Group Homes For Nodaway County, Inc. Mode: TRANSIT Estimate Total: 8.8				
4.4				
District: SW County: Barton MEHTAP - Operating assistance for transportation services for elderly and individuals with disabilities City: Lamar Federal: State: 2.9 Local: 2.9 Agency: Barton County Memorial Hospital Mode: TRANSIT Estimate Total: 5.8				
2.9				



2018 – 2022 Transit Anticipated Project Schedule *Projects in thousands of dollars*

Subject to the approval of the local property owner, the Transportation Improvement Program by the governing Metropolitan Planning Organization (as applicable), and as funds are available.

State Fiscal Year Project Budget				
7/2017-6/2018	7/2018-6/2019	7/2019-6/2020	7/2020-6/2021	7/2021-6/2022
District: KC County: Lafayette MEHTAP - Operating assistance for transportation services for elderly and individuals with disabilities City: Higginsville Federal: State: 2.3 Local: 2.3 Agency: Bi-County Service, Inc. Mode: TRANSIT Estimate Total: 4.6				
2.3				
District: SE County: Carter MEHTAP - Operating assistance for transportation services for elderly and individuals with disabilities City: Van Buren Federal: State: 4.7 Local: 4.7 Agency: Big Springs Sheltered Workshop, Inc. Mode: TRANSIT Estimate Total: 9.4				
4.7				
District: SE County: New Madrid MEHTAP - Operating assistance for transportation services for elderly and individuals with disabilities City: Sikeston Federal: State: 10.1 Local: 10.1 Agency: Bootheel Counseling Services, Inc. Mode: TRANSIT Estimate Total: 20.2				
10.1				
District: SW County: Greene MEHTAP - Operating assistance for transportation services for elderly and individuals with disabilities City: Springfield Federal: State: 14 Local: 14 Agency: Burrell, Inc. Mode: TRANSIT Estimate Total: 28				
14				



2018 – 2022 Transit Anticipated Project Schedule *Projects in thousands of dollars*

Subject to the approval of the local property owner, the Transportation Improvement Program by the governing Metropolitan Planning Organization (as applicable), and as funds are available.

State Fiscal Year Project Budget					
	7/2017-6/2018	7/2018-6/2019	7/2019-6/2020	7/2020-6/2021	7/2021-6/2022
District: SE County: Butler MEHTAP - Operating assistance for transportation services for elderly and individuals with disabilities City: Poplar Bluff Federal: State: 2.2 Local: 2.2 Agency: Butler County Community Resource Council Mode: TRANSIT Estimate Total: 4.4					2.2
District: SE County: Cape Girardeau MEHTAP - Operating assistance for transportation services for elderly and individuals with disabilities City: Cape Girardeau Federal: State: 17 Local: 17 Agency: Cape Girardeau Community Sheltered Workshop Mode: TRANSIT Estimate Total: 34					17
District: CD County: Cole MEHTAP - Operating assistance for transportation services for elderly and individuals with disabilities City: Jefferson City Federal: State: 2.9 Local: 2.9 Agency: Capital City Area Council for Special Services Mode: TRANSIT Estimate Total: 5.8					2.9
District: KC County: Cass MEHTAP - Operating assistance for transportation services for elderly and individuals with disabilities City: Harrisonville Federal: State: 3 Local: 3 Agency: Casco Area Workshop, Inc Mode: TRANSIT Estimate Total: 6					3



2018 – 2022 Transit Anticipated Project Schedule *Projects in thousands of dollars*

Subject to the approval of the local property owner, the Transportation Improvement Program by the governing Metropolitan Planning Organization (as applicable), and as funds are available.

State Fiscal Year Project Budget				
7/2017-6/2018	7/2018-6/2019	7/2019-6/2020	7/2020-6/2021	7/2021-6/2022
District: KC County: Jackson MEHTAP - Operating assistance for transportation services for elderly and individuals with disabilities City: Kansas City Federal: State: 18.8 Local: 18.8 Agency: Center for Developmentally Disabled Mode: TRANSIT Estimate Total: 37.6				
18.8				
District: CD County: Boone MEHTAP - Operating assistance for transportation services for elderly and individuals with disabilities City: Columbia Federal: State: 65 Local: 65 Agency: Central Missouri Area Agency On Aging Mode: TRANSIT Estimate Total: 130				
65				
District: CD County: Boone MEHTAP - Operating assistance for transportation services for elderly and individuals with disabilities City: Columbia Federal: State: 5.9 Local: 5.9 Agency: Central Missouri Community Action Mode: TRANSIT Estimate Total: 11.8				
5.9				
District: SW County: Jasper MEHTAP - Operating assistance for transportation services for elderly and individuals with disabilities City: Webb City Federal: State: 3.4 Local: 3.4 Agency: Cerebral Palsy of Tri-County, Inc. Mode: TRANSIT Estimate Total: 6.8				
3.4				



2018 – 2022 Transit Anticipated Project Schedule *Projects in thousands of dollars*

Subject to the approval of the local property owner, the Transportation Improvement Program by the governing Metropolitan Planning Organization (as applicable), and as funds are available.

State Fiscal Year Project Budget				
7/2017-6/2018	7/2018-6/2019	7/2019-6/2020	7/2020-6/2021	7/2021-6/2022
District: NW County: Chariton MEHTAP - Operating assistance for transportation services for elderly and individuals with disabilities City: Keytesville Federal: State: 3 Local: 3 Agency: Chariton County Sheltered Workshop, Inc. Mode: TRANSIT Estimate Total: 6				
3				
District: KC County: Jackson MEHTAP - Operating assistance for transportation services for elderly and individuals with disabilities City: Kansas City Federal: State: 9.5 Local: 9.5 Agency: Child Advocacy Services Center, Inc. Mode: TRANSIT Estimate Total: 19				
9.5				
District: KC County: Pettis MEHTAP - Operating assistance for transportation services for elderly and individuals with disabilities City: Sedalia Federal: State: 11.5 Local: 11.5 Agency: Children's Therapy Center, Pettis County, Inc. Mode: TRANSIT Estimate Total: 23				
11.5				
District: CD County: Phelps MEHTAP - Operating assistance for transportation services for elderly and individuals with disabilities City: Rolla Federal: State: 10 Local: 10 Agency: Choices for People Center for Citizens with Disabilities, Inc. Mode: TRANSIT Estimate Total: 20				
10				



2018 – 2022 Transit Anticipated Project Schedule *Projects in thousands of dollars*

Subject to the approval of the local property owner, the Transportation Improvement Program by the governing Metropolitan Planning Organization (as applicable), and as funds are available.

State Fiscal Year Project Budget				
7/2017-6/2018	7/2018-6/2019	7/2019-6/2020	7/2020-6/2021	7/2021-6/2022
District: SL County: St. Louis MEHTAP - Operating assistance for transportation services for elderly and individuals with disabilities City: Hazelwood Federal: State: 2.6 Local: 2.6 Agency: City of Hazelwood Mode: TRANSIT Estimate Total: 5.2				
2.6				
District: SL County: St. Louis City MEHTAP - Operating assistance for transportation services for elderly and individuals with disabilities City: St. Louis Federal: State: 5.5 Local: 5.5 Agency: City Seniors, Inc. Mode: TRANSIT Estimate Total: 11				
5.5				
District: SE County: Cape Girardeau MEHTAP - Operating assistance for transportation services for elderly and individuals with disabilities City: Cape Girardeau Federal: State: 10.2 Local: 10.2 Agency: Community Counseling Center Mode: TRANSIT Estimate Total: 20.4				
10.2				
District: SL County: St. Charles MEHTAP - Operating assistance for transportation services for elderly and individuals with disabilities City: St. Peters Federal: State: 15.2 Local: 15.2 Agency: Community Living, Inc. Mode: TRANSIT Estimate Total: 30.4				
15.2				



2018 – 2022 Transit Anticipated Project Schedule *Projects in thousands of dollars*

Subject to the approval of the local property owner, the Transportation Improvement Program by the governing Metropolitan Planning Organization (as applicable), and as funds are available.

State Fiscal Year Project Budget				
7/2017-6/2018	7/2018-6/2019	7/2019-6/2020	7/2020-6/2021	7/2021-6/2022
District: NE County: Lincoln MEHTAP - Operating assistance for transportation services for elderly and individuals with disabilities City: Troy Federal: State: 8.2 Local: 8.2 Agency: Community Opportunities for People with Developmental Disabilities Mode: TRANSIT Estimate Total: 16.4				
8.2				
District: SE County: Scott MEHTAP - Operating assistance for transportation services for elderly and individuals with disabilities City: Sikeston Federal: State: 6.5 Local: 6.5 Agency: Community Sheltered Workshop, Inc. Mode: TRANSIT Estimate Total: 13				
6.5				
District: KC County: Jackson MEHTAP - Operating assistance for transportation services for elderly and individuals with disabilities City: Independence Federal: State: 6.2 Local: 6.2 Agency: Comprehensive Mental Health Services, Inc. Mode: TRANSIT Estimate Total: 12.4				
6.2				
District: NW County: Livingston MEHTAP - Operating assistance for transportation services for elderly and individuals with disabilities City: Chillicothe Federal: State: 2.7 Local: 2.7 Agency: Concerned Citizens for the Community, Inc. Mode: TRANSIT Estimate Total: 5.4				
2.7				



2018 – 2022 Transit Anticipated Project Schedule *Projects in thousands of dollars*

Subject to the approval of the local property owner, the Transportation Improvement Program by the governing Metropolitan Planning Organization (as applicable), and as funds are available.

State Fiscal Year Project Budget				
7/2017-6/2018	7/2018-6/2019	7/2019-6/2020	7/2020-6/2021	7/2021-6/2022
District: SL County: Greene MEHTAP - Operating assistance for transportation services for elderly and individuals with disabilities City: Springfield Federal: State: 3.8 Local: 3.8 Agency: Council of Churches of the Ozarks, Inc. Mode: TRANSIT Estimate Total: 7.6				
3.8				
District: CD County: Crawford MEHTAP - Operating assistance for transportation services for elderly and individuals with disabilities City: Cuba Federal: State: 3.5 Local: 3.5 Agency: Crawford County Board for People with Developmental Disabilities Mode: TRANSIT Estimate Total: 7				
3.5				
District: KC County: Jackson MEHTAP - Operating assistance for transportation services for elderly and individuals with disabilities City: Kansas City Federal: State: 39 Local: 39 Agency: Della Lamb Community Services Mode: TRANSIT Estimate Total: 78				
39				
District: CD County: Dent MEHTAP - Operating assistance for transportation services for elderly and individuals with disabilities City: Salem Federal: State: 3.9 Local: 3.9 Agency: Dent County Senior Citizens Services Fund Board Mode: TRANSIT Estimate Total: 7.8				
3.9				



2018 – 2022 Transit Anticipated Project Schedule *Projects in thousands of dollars*

Subject to the approval of the local property owner, the Transportation Improvement Program by the governing Metropolitan Planning Organization (as applicable), and as funds are available.

State Fiscal Year Project Budget				
7/2017-6/2018	7/2018-6/2019	7/2019-6/2020	7/2020-6/2021	7/2021-6/2022
District: KC County: Clay MEHTAP - Operating assistance for transportation services for elderly and individuals with disabilities City: Liberty Federal: State: 13.9 Local: 13.9 Agency: Developmental Disabilities Resource Board of Clay County Mode: TRANSIT Estimate Total: 27.8				
13.9				
District: KC County: Jackson MEHTAP - Operating assistance for transportation services for elderly and individuals with disabilities City: Kansas City Federal: State: 34.7 Local: 34.7 Agency: Developmental Disability Services of Jackson County - Eitas Mode: TRANSIT Estimate Total: 69.4				
34.7				
District: SE County: Iron MEHTAP - Operating assistance for transportation services for elderly and individuals with disabilities City: Viburnum Federal: State: 3.9 Local: 3.9 Agency: Disabled Citizens Alliance for Independence, Inc. Mode: TRANSIT Estimate Total: 7.8				
3.9				
District: KC County: Johnson MEHTAP - Operating assistance for transportation services for elderly and individuals with disabilities City: Warrensburg Federal: State: 83.7 Local: 83.7 Agency: District III Area Agency on Aging Mode: TRANSIT Estimate Total: 167.4				
83.7				



2018 – 2022 Transit Anticipated Project Schedule *Projects in thousands of dollars*

Subject to the approval of the local property owner, the Transportation Improvement Program by the governing Metropolitan Planning Organization (as applicable), and as funds are available.

State Fiscal Year Project Budget				
7/2017-6/2018	7/2018-6/2019	7/2019-6/2020	7/2020-6/2021	7/2021-6/2022
District: NE County: Marion MEHTAP - Operating assistance for transportation services for elderly and individuals with disabilities City: Hannibal Federal: State: 2.2 Local: 2.2 Agency: Douglass Community Services, Inc. Mode: TRANSIT Estimate Total: 4.4				
2.2				
District: SL County: St. Charles MEHTAP - Operating assistance for transportation services for elderly and individuals with disabilities City: St. Charles Federal: State: 27.7 Local: 27.7 Agency: Emmaus Homes, Inc. Mode: TRANSIT Estimate Total: 55.4				
27.7				
District: CD County: Dent MEHTAP - Operating assistance for transportation services for elderly and individuals with disabilities City: Salem Federal: State: 24.3 Local: 24.3 Agency: Enrichment Services of Dent County, Inc. Mode: TRANSIT Estimate Total: 48.6				
24.3				
District: SL County: St. Louis City MEHTAP - Operating assistance for transportation services for elderly and individuals with disabilities City: St. Louis Federal: State: 4.2 Local: 4.2 Agency: Five Star Senior Center Mode: TRANSIT Estimate Total: 8.4				
4.2				



2018 – 2022 Transit Anticipated Project Schedule *Projects in thousands of dollars*

Subject to the approval of the local property owner, the Transportation Improvement Program by the governing Metropolitan Planning Organization (as applicable), and as funds are available.

State Fiscal Year Project Budget					
	7/2017-6/2018	7/2018-6/2019	7/2019-6/2020	7/2020-6/2021	7/2021-6/2022
District: SL County: Franklin MEHTAP - Operating assistance for transportation services for elderly and individuals with disabilities City: Union Federal: State: 20.1 Local: 20.1 Agency: Franklin County Transportation Council, Inc. Mode: TRANSIT Estimate Total: 40.2	20.1				
District: SE County: Oregon MEHTAP - Operating assistance for transportation services for elderly and individuals with disabilities City: Thayer Federal: State: 2.6 Local: 2.6 Agency: Fun And Friends of Thayer Area Mode: TRANSIT Estimate Total: 5.2	2.6				
District: SL County: St. Louis Co. MEHTAP - Operating assistance for transportation services for elderly and individuals with disabilities City: St. Louis Federal: State: 2.5 Local: 2.5 Agency: Gateway Chapter Paralyzed Veterans of America, Inc. Mode: TRANSIT Estimate Total: 5	2.5				
District: CD County: Miller MEHTAP - Operating assistance for transportation services for elderly and individuals with disabilities City: Eldon Federal: State: 2.8 Local: 2.8 Agency: Gateway Industries of Eldon Mode: TRANSIT Estimate Total: 5.6	2.8				



2018 – 2022 Transit Anticipated Project Schedule *Projects in thousands of dollars*

Subject to the approval of the local property owner, the Transportation Improvement Program by the governing Metropolitan Planning Organization (as applicable), and as funds are available.

State Fiscal Year Project Budget				
7/2017-6/2018	7/2018-6/2019	7/2019-6/2020	7/2020-6/2021	7/2021-6/2022
District: CD County: Crawford MEHTAP - Operating assistance for transportation services for elderly and individuals with disabilities City: Steelville Federal: State: 2.1 Local: 2.1 Agency: Golden Echoes of Steelville, Inc. Mode: TRANSIT Estimate Total: 4.2				
2.1				
District: SW County: Henry MEHTAP - Operating assistance for transportation services for elderly and individuals with disabilities City: Clinton Federal: State: 2.4 Local: 2.4 Agency: Golden Valley Memorial Hospital Foundation, Inc. Mode: TRANSIT Estimate Total: 4.8				
2.4				
District: CD County: Phelps MEHTAP - Operating assistance for transportation services for elderly and individuals with disabilities City: St. James Federal: State: 4.4 Local: 4.4 Agency: Great Circle, Inc. Mode: TRANSIT Estimate Total: 8.8				
4.4				
District: NW County: Grundy MEHTAP - Operating assistance for transportation services for elderly and individuals with disabilities City: Trenton Federal: State: 3.1 Local: 3.1 Agency: Grundy County Senate Bill 40 Board Mode: TRANSIT Estimate Total: 6.2				
3.1				



2018 – 2022 Transit Anticipated Project Schedule *Projects in thousands of dollars*

Subject to the approval of the local property owner, the Transportation Improvement Program by the governing Metropolitan Planning Organization (as applicable), and as funds are available.

State Fiscal Year Project Budget				
7/2017-6/2018	7/2018-6/2019	7/2019-6/2020	7/2020-6/2021	7/2021-6/2022
District: KC County: Jackson MEHTAP - Operating assistance for transportation services for elderly and individuals with disabilities City: Kansas City Federal: State: 3 Local: 3 Agency: Guadalupe Centers, Inc Mode: TRANSIT Estimate Total: 6				
District: NW County: Harrison MEHTAP - Operating assistance for transportation services for elderly and individuals with disabilities City: Bethany Federal: State: 4.9 Local: 4.9 Agency: Harrison County Sheltered Workshop Association Mode: TRANSIT Estimate Total: 9.8				
District: KC County: Jackson MEHTAP - Operating assistance for transportation services for elderly and individuals with disabilities City: Independence Federal: State: 8 Local: 8 Agency: Harry S. Truman Children's Neurological Center Mode: TRANSIT Estimate Total: 16				
District: NE County: Randolph MEHTAP - Operating assistance for transportation services for elderly and individuals with disabilities City: Higbee Federal: State: 2.9 Local: 2.9 Agency: Higbee Senior Citizens Center, Inc. Mode: TRANSIT Estimate Total: 5.8				



2018 – 2022 Transit Anticipated Project Schedule *Projects in thousands of dollars*

Subject to the approval of the local property owner, the Transportation Improvement Program by the governing Metropolitan Planning Organization (as applicable), and as funds are available.

State Fiscal Year Project Budget				
7/2017-6/2018	7/2018-6/2019	7/2019-6/2020	7/2020-6/2021	7/2021-6/2022
District: NW County: Sullivan MEHTAP - Operating assistance for transportation services for elderly and individuals with disabilities City: Milan Federal: State: 6.5 Local: 6.5 Agency: High Hope Employment Services, Inc. Mode: TRANSIT Estimate Total: 13				
6.5				
District: KC County: Saline MEHTAP - Operating assistance for transportation services for elderly and individuals with disabilities City: Sweet Springs Federal: State: 2.6 Local: 2.6 Agency: I-70 Medical Center Auxiliary Mode: TRANSIT Estimate Total: 5.2				
2.6				
District: KC County: Ray MEHTAP - Operating assistance for transportation services for elderly and individuals with disabilities City: Richmond Federal: State: 32 Local: 32 Agency: Ideal Industries, Inc. Mode: TRANSIT Estimate Total: 64				
32				
District: SL County: St. Louis City MEHTAP - Operating assistance for transportation services for elderly and individuals with disabilities City: St. Louis Federal: State: 29 Local: 29 Agency: Independence Center Mode: TRANSIT Estimate Total: 58				
29				



2018 – 2022 Transit Anticipated Project Schedule *Projects in thousands of dollars*

Subject to the approval of the local property owner, the Transportation Improvement Program by the governing Metropolitan Planning Organization (as applicable), and as funds are available.

				State Fiscal Year Project Budget				
				7/2017-6/2018	7/2018-6/2019	7/2019-6/2020	7/2020-6/2021	7/2021-6/2022
District:	CD	MEHTAP - Operating assistance for transportation services for elderly and individuals with disabilities			6.1			
County:	Boone							
City:	Columbia							
Agency:	Independent Living Center of Mid-Missouri, Inc.							
Mode:	TRANSIT							
Estimate Total:				12.2				
District:	SL	MEHTAP - Operating assistance for transportation services for elderly and individuals with disabilities			4.6			
County:	St. Charles							
City:	St. Charles							
Agency:	ITN St. Charles							
Mode:	TRANSIT							
Estimate Total:				9.2				
District:	SW	MEHTAP - Operating assistance for transportation services for elderly and individuals with disabilities			12.3			
County:	Jasper							
City:	Joplin							
Agency:	Jasper County Sheltered Facilities Association, Inc.							
Mode:	TRANSIT							
Estimate Total:				24.6				
District:	SL	MEHTAP - Operating assistance for transportation services for elderly and individuals with disabilities			7.4			
County:	Jefferson							
City:	Festus							
Agency:	Jefferson County Community Partnership							
Mode:	TRANSIT							
Estimate Total:				14.8				



2018 – 2022 Transit Anticipated Project Schedule *Projects in thousands of dollars*

Subject to the approval of the local property owner, the Transportation Improvement Program by the governing Metropolitan Planning Organization (as applicable), and as funds are available.

State Fiscal Year Project Budget				
7/2017-6/2018	7/2018-6/2019	7/2019-6/2020	7/2020-6/2021	7/2021-6/2022
District: SL County: Jefferson MEHTAP - Operating assistance for transportation services for elderly and individuals with disabilities City: Mapaville Federal: State: 24.3 Local: 24.3 Agency: Jefferson County Developmental Disabilities Resource Board Mode: TRANSIT Estimate Total: 48.6				
24.3				
District: KC County: Johnson MEHTAP - Operating assistance for transportation services for elderly and individuals with disabilities City: Warrensburg Federal: State: 7.6 Local: 7.6 Agency: Johnson County Board of Services Mode: TRANSIT Estimate Total: 15.2				
7.6				
District: KC County: Jackson MEHTAP - Operating assistance for transportation services for elderly and individuals with disabilities City: Kansas City Federal: State: 74.1 Local: 74.1 Agency: KCATA Share-A-Fare Mode: TRANSIT Estimate Total: 148.2				
74.1				
District: SL County: St. Louis City MEHTAP - Operating assistance for transportation services for elderly and individuals with disabilities City: St. Louis Federal: State: 4.4 Local: 4.4 Agency: Kingdom House Mode: TRANSIT Estimate Total: 8.8				
4.4				



2018 – 2022 Transit Anticipated Project Schedule *Projects in thousands of dollars*

Subject to the approval of the local property owner, the Transportation Improvement Program by the governing Metropolitan Planning Organization (as applicable), and as funds are available.

State Fiscal Year Project Budget				
7/2017-6/2018	7/2018-6/2019	7/2019-6/2020	7/2020-6/2021	7/2021-6/2022
District: CD County: Laclede MEHTAP - Operating assistance for transportation services for elderly and individuals with disabilities City: Lebanon Federal: State: 7 Local: 7 Agency: Laclede County Association for Retarded Citizens Mode: TRANSIT Estimate Total: 14				
7				
District: CD County: Laclede MEHTAP - Operating assistance for transportation services for elderly and individuals with disabilities City: Lebanon Federal: State: 2.6 Local: 2.6 Agency: Laclede Early Education Program Mode: TRANSIT Estimate Total: 5.2				
2.6				
District: CD County: Laclede MEHTAP - Operating assistance for transportation services for elderly and individuals with disabilities City: Lebanon Federal: State: 12.3 Local: 12.3 Agency: Laclede Industries Mode: TRANSIT Estimate Total: 24.6				
12.3				
District: KC County: Lafayette MEHTAP - Operating assistance for transportation services for elderly and individuals with disabilities City: Higginsville Federal: State: 6.9 Local: 6.9 Agency: Lafayette County Board of Sheltered Services Mode: TRANSIT Estimate Total: 13.8				
6.9				



2018 – 2022 Transit Anticipated Project Schedule *Projects in thousands of dollars*

Subject to the approval of the local property owner, the Transportation Improvement Program by the governing Metropolitan Planning Organization (as applicable), and as funds are available.

State Fiscal Year Project Budget				
7/2017-6/2018	7/2018-6/2019	7/2019-6/2020	7/2020-6/2021	7/2021-6/2022
District: CD County: Camden MEHTAP - Operating assistance for transportation services for elderly and individuals with disabilities City: Camden Federal: State: 6.2 Local: 6.2 Agency: Lake of the Ozarks Developmental Center, Inc. Mode: TRANSIT Estimate Total: 12.4				
6.2				
District: SW County: Barton MEHTAP - Operating assistance for transportation services for elderly and individuals with disabilities City: Lamar Federal: State: 5.6 Local: 5.6 Agency: Lamar Community Betterment Council, Inc. Mode: TRANSIT Estimate Total: 11.2				
5.6				
District: NE County: Monroe MEHTAP - Operating assistance for transportation services for elderly and individuals with disabilities City: Monroe City Federal: State: 21.7 Local: 21.7 Agency: Learning Opportunities / Quality Works, Inc. Mode: TRANSIT Estimate Total: 43.4				
21.7				
District: SE County: St. Francois MEHTAP - Operating assistance for transportation services for elderly and individuals with disabilities City: Farmington Federal: State: 3.6 Local: 3.6 Agency: LIFE, Inc. Mode: TRANSIT Estimate Total: 7.2				
3.6				



2018 – 2022 Transit Anticipated Project Schedule *Projects in thousands of dollars*

Subject to the approval of the local property owner, the Transportation Improvement Program by the governing Metropolitan Planning Organization (as applicable), and as funds are available.

			State Fiscal Year Project Budget				
			7/2017-6/2018	7/2018-6/2019	7/2019-6/2020	7/2020-6/2021	7/2021-6/2022
District: SL	County: St. Louis City	MEHTAP - Operating assistance for transportation services for elderly and individuals with disabilities					
City: St. Louis	Federal:	State: 3.7	Local: 3.7	3.7			
Agency: Lifebridge Partnership							
Mode: TRANSIT	Estimate Total: 7.4						
District: NE	County: Lincoln	MEHTAP - Operating assistance for transportation services for elderly and individuals with disabilities					
City: Troy	Federal:	State: 2.5	Local: 2.5	2.5			
Agency: Lincoln County Council on Aging							
Mode: TRANSIT	Estimate Total: 5						
District: NE	County: Macon	MEHTAP - Operating assistance for transportation services for elderly and individuals with disabilities					
City: Macon	Federal:	State: 2.5	Local: 2.5	2.5			
Agency: Macon County Sheltered Workshop							
Mode: TRANSIT	Estimate Total: 5						
District: SE	County: Madison	MEHTAP - Operating assistance for transportation services for elderly and individuals with disabilities					
City: Fredericktown	Federal:	State: 2.7	Local: 2.7	2.7			
Agency: Madison County Council for Developmentally Disabled, Inc.							
Mode: TRANSIT	Estimate Total: 5.4						



2018 – 2022 Transit Anticipated Project Schedule *Projects in thousands of dollars*

Subject to the approval of the local property owner, the Transportation Improvement Program by the governing Metropolitan Planning Organization (as applicable), and as funds are available.

State Fiscal Year Project Budget				
7/2017-6/2018	7/2018-6/2019	7/2019-6/2020	7/2020-6/2021	7/2021-6/2022
District: SE County: Butler MEHTAP - Operating assistance for transportation services for elderly and individuals with disabilities City: Poplar Bluff Federal: State: 7.5 Local: 7.5 Agency: Manufacturers Assistance Group Mode: TRANSIT Estimate Total: 15				
7.5				
District: NE County: Marion MEHTAP - Operating assistance for transportation services for elderly and individuals with disabilities City: Hannibal Federal: State: 5.4 Local: 5.4 Agency: Marion County Services, Inc. Mode: TRANSIT Estimate Total: 10.8				
5.4				
District: NE County: Marion MEHTAP - Operating assistance for transportation services for elderly and individuals with disabilities City: Hannibal Federal: State: 35.6 Local: 35.6 Agency: Mark Twain Association for Mental Health, Inc. Mode: TRANSIT Estimate Total: 71.2				
35.6				
District: NE County: Marion MEHTAP - Operating assistance for transportation services for elderly and individuals with disabilities City: Hannibal Federal: State: 2.5 Local: 2.5 Agency: Mennonite Home Association, Inc. Mode: TRANSIT Estimate Total: 5				
2.5				



2018 – 2022 Transit Anticipated Project Schedule *Projects in thousands of dollars*

Subject to the approval of the local property owner, the Transportation Improvement Program by the governing Metropolitan Planning Organization (as applicable), and as funds are available.

State Fiscal Year Project Budget				
7/2017-6/2018	7/2018-6/2019	7/2019-6/2020	7/2020-6/2021	7/2021-6/2022
District: KC County: Jackson MEHTAP - Operating assistance for transportation services for elderly and individuals with disabilities City: Kansas City Federal: State: 113.2 Local: 113.2 Agency: Mid-America Regional Council Mode: TRANSIT Estimate Total: 226.4				
113.2				
District: SL County: St. Louis Co. MEHTAP - Operating assistance for transportation services for elderly and individuals with disabilities City: St. Louis Federal: State: 134.2 Local: 134.2 Agency: Mid-East Area Agency on Aging Mode: TRANSIT Estimate Total: 268.4				
134.2				
District: SE County: Mississippi MEHTAP - Operating assistance for transportation services for elderly and individuals with disabilities City: East Prairie Federal: State: 8.8 Local: 8.8 Agency: Mississippi County Transit System Mode: TRANSIT Estimate Total: 17.6				
8.8				
District: CD County: Moniteau MEHTAP - Operating assistance for transportation services for elderly and individuals with disabilities City: California Federal: State: 3.5 Local: 3.5 Agency: Moniteau County Senate Bill 40 Board Mode: TRANSIT Estimate Total: 7				
3.5				



2018 – 2022 Transit Anticipated Project Schedule *Projects in thousands of dollars*

Subject to the approval of the local property owner, the Transportation Improvement Program by the governing Metropolitan Planning Organization (as applicable), and as funds are available.

State Fiscal Year Project Budget				
7/2017-6/2018	7/2018-6/2019	7/2019-6/2020	7/2020-6/2021	7/2021-6/2022
District: NE County: Monroe MEHTAP - Operating assistance for transportation services for elderly and individuals with disabilities City: Monroe City Federal: State: 3.6 Local: 3.6 Agency: Monroe City Sheltered Workshop Mode: TRANSIT Estimate Total: 7.2				
3.6				
District: NE County: Montgomery MEHTAP - Operating assistance for transportation services for elderly and individuals with disabilities City: Montgomery Federal: State: 11.4 Local: 11.4 Agency: Montgomery County Senate Bill 40 Board Mode: TRANSIT Estimate Total: 22.8				
11.4				
District: CD County: Cole MEHTAP - Operating assistance for transportation services for elderly and individuals with disabilities City: Jefferson City Federal: State: 5 Local: 5 Agency: New Horizons Community Support Services, Inc. Mode: TRANSIT Estimate Total: 10				
5				
District: NW County: Nodaway MEHTAP - Operating assistance for transportation services for elderly and individuals with disabilities City: Maryville Federal: State: 2.9 Local: 2.9 Agency: Nocomo Industries, Inc. Mode: TRANSIT Estimate Total: 5.8				
2.9				



2018 – 2022 Transit Anticipated Project Schedule *Projects in thousands of dollars*

Subject to the approval of the local property owner, the Transportation Improvement Program by the governing Metropolitan Planning Organization (as applicable), and as funds are available.

State Fiscal Year Project Budget				
7/2017-6/2018	7/2018-6/2019	7/2019-6/2020	7/2020-6/2021	7/2021-6/2022
District: NW County: Grundy MEHTAP - Operating assistance for transportation services for elderly and individuals with disabilities City: Trenton Federal: State: 4.1 Local: 4.1 Agency: North Central Missouri Mental Health Center Mode: TRANSIT Estimate Total: 8.2				
4.1				
District: NE County: Adair MEHTAP - Operating assistance for transportation services for elderly and individuals with disabilities City: Kirksville Federal: State: 75.9 Local: 75.9 Agency: Northeast Missouri Area Agency on Aging Mode: TRANSIT Estimate Total: 151.8				
75.9				
District: KC County: Clay MEHTAP - Operating assistance for transportation services for elderly and individuals with disabilities City: Kearney Federal: State: 2.4 Local: 2.4 Agency: Northland Foundation, Inc. Mode: TRANSIT Estimate Total: 4.8				
2.4				
District: SL County: St. Louis City MEHTAP - Operating assistance for transportation services for elderly and individuals with disabilities City: St. Louis Federal: State: 2.9 Local: 2.9 Agency: Northside Youth and Senior Service Center, Inc. Mode: TRANSIT Estimate Total: 5.8				
2.9				



2018 – 2022 Transit Anticipated Project Schedule *Projects in thousands of dollars*

Subject to the approval of the local property owner, the Transportation Improvement Program by the governing Metropolitan Planning Organization (as applicable), and as funds are available.

State Fiscal Year Project Budget				
7/2017-6/2018	7/2018-6/2019	7/2019-6/2020	7/2020-6/2021	7/2021-6/2022
District: NW County: Gentry MEHTAP - Operating assistance for transportation services for elderly and individuals with disabilities City: Albany Federal: State: 60.9 Local: 60.9 Agency: Northwest Missouri Area Agency on Aging Mode: TRANSIT Estimate Total: 121.8				
60.9				
District: NW County: Atchison MEHTAP - Operating assistance for transportation services for elderly and individuals with disabilities City: Rock Port Federal: State: 3.6 Local: 3.6 Agency: Northwest Missouri Industries, Inc. Mode: TRANSIT Estimate Total: 7.2				
3.6				
District: CD County: Boone MEHTAP - Operating assistance for transportation services for elderly and individuals with disabilities City: Columbia Federal: State: 55.2 Local: 55.2 Agency: OATS, Inc Mode: TRANSIT Estimate Total: 110.4				
55.2				
District: SE County: Texas MEHTAP - Operating assistance for transportation services for elderly and individuals with disabilities City: Houston Federal: State: 6 Local: 6 Agency: Opportunity Sheltered Industries, Inc. Mode: TRANSIT Estimate Total: 12				
6				



2018 – 2022 Transit Anticipated Project Schedule *Projects in thousands of dollars*

Subject to the approval of the local property owner, the Transportation Improvement Program by the governing Metropolitan Planning Organization (as applicable), and as funds are available.

State Fiscal Year Project Budget				
7/2017-6/2018	7/2018-6/2019	7/2019-6/2020	7/2020-6/2021	7/2021-6/2022
District: NW County: Gentry MEHTAP - Operating assistance for transportation services for elderly and individuals with disabilities City: Stanberry Federal: State: 4 Local: 4 Agency: Opportunity Workshop, Inc. Mode: TRANSIT Estimate Total: 8				
4				
District: SE County: Oregon MEHTAP - Operating assistance for transportation services for elderly and individuals with disabilities City: Thayer Federal: State: 4.6 Local: 4.6 Agency: Oregon County Senior Citizens Service Fund Board Mode: TRANSIT Estimate Total: 9.2				
4.6				
District: SE County: Oregon MEHTAP - Operating assistance for transportation services for elderly and individuals with disabilities City: Alton Federal: State: 2.9 Local: 2.9 Agency: Oregon County Sheltered Workshop Mode: TRANSIT Estimate Total: 5.8				
2.9				
District: CD County: Osage MEHTAP - Operating assistance for transportation services for elderly and individuals with disabilities City: Linn Federal: State: 2.2 Local: 2.2 Agency: Osage County Special Services (Senate Bill 40) Mode: TRANSIT Estimate Total: 4.4				
2.2				



2018 – 2022 Transit Anticipated Project Schedule *Projects in thousands of dollars*

Subject to the approval of the local property owner, the Transportation Improvement Program by the governing Metropolitan Planning Organization (as applicable), and as funds are available.

State Fiscal Year Project Budget				
7/2017-6/2018	7/2018-6/2019	7/2019-6/2020	7/2020-6/2021	7/2021-6/2022
District: CD County: Osage MEHTAP - Operating assistance for transportation services for elderly and individuals with disabilities City: Linn Federal: State: 2.2 Local: 2.2 Agency: Osage Community Living, Inc. Mode: TRANSIT Estimate Total: 4.4				
2.2				
District: SW County: Jasper MEHTAP - Operating assistance for transportation services for elderly and individuals with disabilities City: Joplin Federal: State: 9.7 Local: 9.7 Agency: Ozark Center Mode: TRANSIT Estimate Total: 19.4				
9.7				
District: SE County: Howell MEHTAP - Operating assistance for transportation services for elderly and individuals with disabilities City: West Plains Federal: State: 2.6 Local: 2.6 Agency: Ozark Independent Living Mode: TRANSIT Estimate Total: 5.2				
2.6				
District: SE County: Howell MEHTAP - Operating assistance for transportation services for elderly and individuals with disabilities City: Pomona Federal: State: 4.3 Local: 4.3 Agency: Ozark Sheltered Industries, Inc. Mode: TRANSIT Estimate Total: 8.6				
4.3				



2018 – 2022 Transit Anticipated Project Schedule *Projects in thousands of dollars*

Subject to the approval of the local property owner, the Transportation Improvement Program by the governing Metropolitan Planning Organization (as applicable), and as funds are available.

State Fiscal Year Project Budget				
7/2017-6/2018	7/2018-6/2019	7/2019-6/2020	7/2020-6/2021	7/2021-6/2022
District: SW County: Greene MEHTAP - Operating assistance for transportation services for elderly and individuals with disabilities City: Springfield Federal: State: 9 Local: 9 Agency: Ozarks Area Community Action Corporation Mode: TRANSIT Estimate Total: 18				
9				
District: SL County: St. Louis MEHTAP - Operating assistance for transportation services for elderly and individuals with disabilities City: St. Louis Federal: State: 4.4 Local: 4.4 Agency: Paraquad, Inc. Mode: TRANSIT Estimate Total: 8.8				
4.4				
District: SE County: Pemiscot MEHTAP - Operating assistance for transportation services for elderly and individuals with disabilities City: Hayti Federal: State: 4.9 Local: 4.9 Agency: Pemiscot Progressive Industries, Inc. Mode: TRANSIT Estimate Total: 9.8				
4.9				
District: NE County: Pike MEHTAP - Operating assistance for transportation services for elderly and individuals with disabilities City: Bowling Green Federal: State: 17.9 Local: 17.9 Agency: Pike County Sheltered Workshop, Inc. Mode: TRANSIT Estimate Total: 35.8				
17.9				



2018 – 2022 Transit Anticipated Project Schedule *Projects in thousands of dollars*

Subject to the approval of the local property owner, the Transportation Improvement Program by the governing Metropolitan Planning Organization (as applicable), and as funds are available.

State Fiscal Year Project Budget					
	7/2017-6/2018	7/2018-6/2019	7/2019-6/2020	7/2020-6/2021	7/2021-6/2022
District: NE County: Pike MEHTAP - Operating assistance for transportation services for elderly and individuals with disabilities City: Bowling Green Federal: State: 8.1 Local: 8.1 Agency: Pike County Agency for Developmental Disabilities Mode: TRANSIT Estimate Total: 16.2	8.1				
District: KC County: Platte MEHTAP - Operating assistance for transportation services for elderly and individuals with disabilities City: Kansas City Federal: State: 21.3 Local: 21.3 Agency: Platte County Board of Services for the Developmentally Disabled Mode: TRANSIT Estimate Total: 42.6	21.3				
District: KC County: Platte MEHTAP - Operating assistance for transportation services for elderly and individuals with disabilities City: Kansas City Federal: State: 4.2 Local: 4.2 Agency: Platte County Senior Citizens Service Fund Mode: TRANSIT Estimate Total: 8.4	4.2				
District: KC County: Platte MEHTAP - Operating assistance for transportation services for elderly and individuals with disabilities City: Kansas City Federal: State: 2.7 Local: 2.7 Agency: Platte Senior Services, Inc. Mode: TRANSIT Estimate Total: 5.4	2.7				



2018 – 2022 Transit Anticipated Project Schedule *Projects in thousands of dollars*

Subject to the approval of the local property owner, the Transportation Improvement Program by the governing Metropolitan Planning Organization (as applicable), and as funds are available.

State Fiscal Year Project Budget				
7/2017-6/2018	7/2018-6/2019	7/2019-6/2020	7/2020-6/2021	7/2021-6/2022
District: SL County: Jefferson MEHTAP - Operating assistance for transportation services for elderly and individuals with disabilities City: Mapaville Federal: State: 3.2 Local: 3.2 Agency: Pony Bird, Inc. Mode: TRANSIT Estimate Total: 6.4				
3.2				
District: SL County: St. Louis MEHTAP - Operating assistance for transportation services for elderly and individuals with disabilities City: St. Louis Federal: State: 24.4 Local: 24.4 Agency: Productive Living Board for St. Louis County Citizens with Developmental Disabilities Mode: TRANSIT Estimate Total: 48.8				
24.4				
District: CD County: Morgan MEHTAP - Operating assistance for transportation services for elderly and individuals with disabilities City: Versailles Federal: State: 5.5 Local: 5.5 Agency: Quality Industries of the Lake of the Ozarks Mode: TRANSIT Estimate Total: 11				
5.5				



2018 – 2022 Transit Anticipated Project Schedule *Projects in thousands of dollars*

Subject to the approval of the local property owner, the Transportation Improvement Program by the governing Metropolitan Planning Organization (as applicable), and as funds are available.

						State Fiscal Year Project Budget						
						7/2017-6/2018	7/2018-6/2019	7/2019-6/2020	7/2020-6/2021	7/2021-6/2022		
District:	KC					5						
County:	Jackson	MEHTAP - Operating assistance for transportation services for elderly and individuals with disabilities										
City:	Blue Springs	Federal:		State:	5						Local:	5
Agency:	Rainbow Center for Communicative Disorders											
Mode:	TRANSIT		Estimate Total:		10							
District:	KC					3.1						
County:	Ray	MEHTAP - Operating assistance for transportation services for elderly and individuals with disabilities										
City:	Richmond	Federal:		State:	3.1						Local:	3.1
Agency:	Ray County Board of Services for the Developmental Disabled											
Mode:	TRANSIT		Estimate Total:		6.2							
District:	KC					19.7						
County:	Jackson	MEHTAP - Operating assistance for transportation services for elderly and individuals with disabilities										
City:	Lee Summit	Federal:		State:	19.7						Local:	19.7
Agency:	Rediscover											
Mode:	TRANSIT		Estimate Total:		39.4							



2018 – 2022 Transit Anticipated Project Schedule *Projects in thousands of dollars*

Subject to the approval of the local property owner, the Transportation Improvement Program by the governing Metropolitan Planning Organization (as applicable), and as funds are available.

		State Fiscal Year Project Budget				
		7/2017-6/2018	7/2018-6/2019	7/2019-6/2020	7/2020-6/2021	7/2021-6/2022
District:	SE	MEHTAP - Operating assistance for transportation services for elderly and individuals with disabilities				
County:	Cape Girardeau					
City:	Cape Girardeau					
Agency:	Southeast Missouri Area Agency on Aging for the Retired Senior Volunteer Program of Pemiscot and New Madrid Counties					
Mode:	TRANSIT					
Federal:		State:	2.2	Local:	2.2	2.2
		Estimate Total: 4.4				
District:	SE	MEHTAP - Operating assistance for transportation services for elderly and individuals with disabilities				
County:	Reynolds					
City:	Bunker					
Agency:	Reynolds County Sheltered Workshop, Inc.					
Mode:	TRANSIT					
Federal:		State:	3.2	Local:	3.2	3.2
		Estimate Total: 6.4				
District:	NW	MEHTAP - Operating assistance for transportation services for elderly and individuals with disabilities				
County:	Gentry					
City:	Albany					
Agency:	Rolling Hills Creative Living, Inc.					
Mode:	TRANSIT					
Federal:		State:	13.8	Local:	13.8	13.8
		Estimate Total: 27.6				



2018 – 2022 Transit Anticipated Project Schedule

Projects in thousands of dollars

Subject to the approval of the local property owner, the Transportation Improvement Program by the governing Metropolitan Planning Organization (as applicable), and as funds are available.

State Fiscal Year Project Budget				
7/2017-6/2018	7/2018-6/2019	7/2019-6/2020	7/2020-6/2021	7/2021-6/2022
District: CD County: Dent MEHTAP - Operating assistance for transportation services for elderly and individuals with disabilities City: Salem Federal: State: 3.2 Local: 3.2 Agency: Scenic Rivers Industries, Inc. Mode: TRANSIT Estimate Total: 6.4				
District: SE County: Cape Girardeau MEHTAP - Operating assistance for transportation services for elderly and individuals with disabilities City: Cape Girardeau Federal: State: 4.7 Local: 4.7 Agency: Semo Alliance for Disability Independence, Inc Mode: TRANSIT Estimate Total: 9.4				
District: NE County: Adair MEHTAP - Operating assistance for transportation services for elderly and individuals with disabilities City: Kirksville Federal: State: 6.8 Local: 6.8 Agency: Senior Adult Services, Inc. Mode: TRANSIT Estimate Total: 13.6				
District: SW County: Greene MEHTAP - Operating assistance for transportation services for elderly and individuals with disabilities City: Springfield Federal: State: 102.5 Local: 102.5 Agency: Senior Age (SW) Area Agency on Aging Mode: TRANSIT Estimate Total: 205				



2018 – 2022 Transit Anticipated Project Schedule *Projects in thousands of dollars*

Subject to the approval of the local property owner, the Transportation Improvement Program by the governing Metropolitan Planning Organization (as applicable), and as funds are available.

State Fiscal Year Project Budget				
7/2017-6/2018	7/2018-6/2019	7/2019-6/2020	7/2020-6/2021	7/2021-6/2022
District: SE County: Howell MEHTAP - Operating assistance for transportation services for elderly and individuals with disabilities City: Mountain View Federal: State: 2.3 Local: 2.3 Agency: Senior Citizens of Mountain View Missouri, Inc. Mode: TRANSIT Estimate Total: 4.6				
2.3				
District: CD County: Callaway MEHTAP - Operating assistance for transportation services for elderly and individuals with disabilities City: Fulton Federal: State: 2.5 Local: 2.5 Agency: Serve, Inc. RSVOP (55 & Go Team Rsvp) Mode: TRANSIT Estimate Total: 5				
2.5				
District: SE County: Wayne MEHTAP - Operating assistance for transportation services for elderly and individuals with disabilities City: Piedmont Federal: State: 3.8 Local: 3.8 Agency: Services for Extended Employment, Inc. Mode: TRANSIT Estimate Total: 7.6				
3.8				
District: SE County: Cape Girardeau MEHTAP - Operating assistance for transportation services for elderly and individuals with disabilities City: Cape Girardeau Federal: State: 202.4 Local: 202.4 Agency: Southeast Missouri Area Agency on Aging Mode: TRANSIT Estimate Total: 404.8				
202.4				



2018 – 2022 Transit Anticipated Project Schedule *Projects in thousands of dollars*

Subject to the approval of the local property owner, the Transportation Improvement Program by the governing Metropolitan Planning Organization (as applicable), and as funds are available.

State Fiscal Year Project Budget				
7/2017-6/2018	7/2018-6/2019	7/2019-6/2020	7/2020-6/2021	7/2021-6/2022
District: SE County: Cape Girardeau MEHTAP - Operating assistance for transportation services for elderly and individuals with disabilities City: Cape Girardeau Federal: State: 8.2 Local: 8.2 Agency: Southeast Missouri State University Mode: TRANSIT Estimate Total: 16.4				
8.2				
District: SW County: Greene MEHTAP - Operating assistance for transportation services for elderly and individuals with disabilities City: Springfield Federal: State: 3 Local: 3 Agency: Southwest Center for Independent Living Mode: TRANSIT Estimate Total: 6				
3				
District: NW County: Buchanan MEHTAP - Operating assistance for transportation services for elderly and individuals with disabilities City: St. Joseph Federal: State: 2.9 Local: 2.9 Agency: Specialty Industries of St Joseph, Inc. Mode: TRANSIT Estimate Total: 5.8				
2.9				
District: SW County: Greene MEHTAP - Operating assistance for transportation services for elderly and individuals with disabilities City: Springfield Federal: State: 4.7 Local: 4.7 Agency: Springfield Workshop Transit Company, Inc. Mode: TRANSIT Estimate Total: 9.4				
4.7				



2018 – 2022 Transit Anticipated Project Schedule *Projects in thousands of dollars*

Subject to the approval of the local property owner, the Transportation Improvement Program by the governing Metropolitan Planning Organization (as applicable), and as funds are available.

State Fiscal Year Project Budget				
7/2017-6/2018	7/2018-6/2019	7/2019-6/2020	7/2020-6/2021	7/2021-6/2022
District: SL County: St. Louis City MEHTAP - Operating assistance for transportation services for elderly and individuals with disabilities City: St. Louis Federal: State: 4.4 Local: 4.4 Agency: St. Anthony's Medical Center Mode: TRANSIT Estimate Total: 8.8				
4.4				
District: SL County: St. Louis City MEHTAP - Operating assistance for transportation services for elderly and individuals with disabilities City: St. Louis Federal: State: 16.8 Local: 16.8 Agency: St. Elizabeth Adult Day Care Center, Inc. Mode: TRANSIT Estimate Total: 33.6				
16.8				
District: SE County: St. Francois MEHTAP - Operating assistance for transportation services for elderly and individuals with disabilities City: Farmington Federal: State: 7.8 Local: 7.8 Agency: St. Francois County Board for Developmentally Disabled Mode: TRANSIT Estimate Total: 15.6				
7.8				
District: SL County: St. Louis City MEHTAP - Operating assistance for transportation services for elderly and individuals with disabilities City: St. Louis Federal: State: 338.5 Local: 338.5 Agency: St. Louis Area Agency on Aging Mode: TRANSIT Estimate Total: 677				
338.5				



2018 – 2022 Transit Anticipated Project Schedule *Projects in thousands of dollars*

Subject to the approval of the local property owner, the Transportation Improvement Program by the governing Metropolitan Planning Organization (as applicable), and as funds are available.

State Fiscal Year Project Budget				
7/2017-6/2018	7/2018-6/2019	7/2019-6/2020	7/2020-6/2021	7/2021-6/2022
District: SL County: St. Louis Co. MEHTAP - Operating assistance for transportation services for elderly and individuals with disabilities City: St. Louis Federal: State: 2.4 Local: 2.4 Agency: St. Louis Care and Counseling Services, Inc. Mode: TRANSIT Estimate Total: 4.8				
District: SL County: St. Charles MEHTAP - Operating assistance for transportation services for elderly and individuals with disabilities City: O'Fallon Federal: State: 3.7 Local: 3.7 Agency: St. Louis Life Mode: TRANSIT Estimate Total: 7.4				
District: SL County: St. Louis City MEHTAP - Operating assistance for transportation services for elderly and individuals with disabilities City: St. Louis Federal: State: 7.3 Local: 7.3 Agency: St. Louis Office for Developmental Disability Resources Mode: TRANSIT Estimate Total: 14.6				
District: SE County: Ste. Genevieve MEHTAP - Operating assistance for transportation services for elderly and individuals with disabilities City: Ste/ Genevieve Federal: State: 6.3 Local: 6.3 Agency: Ste. Genevieve County Senior Citizens Service Fund Board Mode: TRANSIT Estimate Total: 12.6				



2018 – 2022 Transit Anticipated Project Schedule *Projects in thousands of dollars*

Subject to the approval of the local property owner, the Transportation Improvement Program by the governing Metropolitan Planning Organization (as applicable), and as funds are available.

State Fiscal Year Project Budget				
7/2017-6/2018	7/2018-6/2019	7/2019-6/2020	7/2020-6/2021	7/2021-6/2022
District: SE County: Stoddard MEHTAP - Operating assistance for transportation services for elderly and individuals with disabilities City: Dexter Federal: State: 8 Local: 8 Agency: Stoddard County Sheltered Facilities Board of Directors Mode: TRANSIT Estimate Total: 16				
8				
District: KC County: Jackson MEHTAP - Operating assistance for transportation services for elderly and individuals with disabilities City: Kansas City Federal: State: 5.4 Local: 5.4 Agency: Swope Health Services Mode: TRANSIT Estimate Total: 10.8				
5.4				
District: SE County: Perry MEHTAP - Operating assistance for transportation services for elderly and individuals with disabilities City: Perryville Federal: State: 3.4 Local: 3.4 Agency: Terrace Gardens Retirement Center, Inc. Mode: TRANSIT Estimate Total: 6.8				
3.4				
District: SW County: Greene MEHTAP - Operating assistance for transportation services for elderly and individuals with disabilities City: Springfield Federal: State: 2.2 Local: 2.2 Agency: The Arc of the Ozarks Mode: TRANSIT Estimate Total: 4.4				
2.2				



2018 – 2022 Transit Anticipated Project Schedule *Projects in thousands of dollars*

Subject to the approval of the local property owner, the Transportation Improvement Program by the governing Metropolitan Planning Organization (as applicable), and as funds are available.

State Fiscal Year Project Budget				
7/2017-6/2018	7/2018-6/2019	7/2019-6/2020	7/2020-6/2021	7/2021-6/2022
District: SL County: St. Louis MEHTAP - Operating assistance for transportation services for elderly and individuals with disabilities City: Valley Park Federal: State: 2.8 Local: 2.8 Agency: The Good Samaritan Independent Living, Inc. Mode: TRANSIT Estimate Total: 5.6				
2.8				
District: SL County: St. Louis City MEHTAP - Operating assistance for transportation services for elderly and individuals with disabilities City: St. Louis Federal: State: 3.3 Local: 3.3 Agency: The State of the Art School for the Developmental Disabled Mode: TRANSIT Estimate Total: 6.6				
3.3				
District: SE County: Shannon MEHTAP - Operating assistance for transportation services for elderly and individuals with disabilities City: Birch Tree Federal: State: 5.2 Local: 5.2 Agency: Three Rivers Sheltered Industries, Inc. Mode: TRANSIT Estimate Total: 10.4				
5.2				
District: SE County: Wright MEHTAP - Operating assistance for transportation services for elderly and individuals with disabilities City: Mountain Grove Federal: State: 4.1 Local: 4.1 Agency: Unique Services, Inc. Mode: TRANSIT Estimate Total: 8.2				
4.1				



2018 – 2022 Transit Anticipated Project Schedule *Projects in thousands of dollars*

Subject to the approval of the local property owner, the Transportation Improvement Program by the governing Metropolitan Planning Organization (as applicable), and as funds are available.

State Fiscal Year Project Budget				
7/2017-6/2018	7/2018-6/2019	7/2019-6/2020	7/2020-6/2021	7/2021-6/2022
District: CD County: Cooper MEHTAP - Operating assistance for transportation services for elderly and individuals with disabilities City: Boonville Federal: State: 9.2 Local: 9.2 Agency: Unlimited Opportunities, Inc. Mode: TRANSIT Estimate Total: 18.4				
District: NE County: Warren MEHTAP - Operating assistance for transportation services for elderly and individuals with disabilities City: Warrenton Federal: State: 7.7 Local: 7.7 Agency: Warren County Handicapped Services, Inc. Mode: TRANSIT Estimate Total: 15.4				
District: NE County: Warren MEHTAP - Operating assistance for transportation services for elderly and individuals with disabilities City: Truesdale Federal: State: 7 Local: 7 Agency: Warren County Sheltered Workshop, Inc. Mode: TRANSIT Estimate Total: 14				
District: CD County: Washington MEHTAP - Operating assistance for transportation services for elderly and individuals with disabilities City: Potosi Federal: State: 4.5 Local: 4.5 Agency: Washington County Board for the Handicapped Mode: TRANSIT Estimate Total: 9				



2018 – 2022 Transit Anticipated Project Schedule *Projects in thousands of dollars*

Subject to the approval of the local property owner, the Transportation Improvement Program by the governing Metropolitan Planning Organization (as applicable), and as funds are available.

State Fiscal Year Project Budget				
7/2017-6/2018	7/2018-6/2019	7/2019-6/2020	7/2020-6/2021	7/2021-6/2022
District: CD County: Washington MEHTAP - Operating assistance for transportation services for elderly and individuals with disabilities City: Potosi Federal: State: 4.8 Local: 4.8 Agency: Washington County Senior Citizens Service Fund Board Mode: TRANSIT Estimate Total: 9.6				
4.8				
District: SW County: Webster MEHTAP - Operating assistance for transportation services for elderly and individuals with disabilities City: Marshfield Federal: State: 5.8 Local: 5.8 Agency: Web-Co Custom Industries, Inc. Mode: TRANSIT Estimate Total: 11.6				
5.8				
District: KC County: Johnson MEHTAP - Operating assistance for transportation services for elderly and individuals with disabilities City: Warrensburg Federal: State: 3.4 Local: 3.4 Agency: West-Central Independent Living Solutions Mode: TRANSIT Estimate Total: 6.8				
3.4				
District: NE County: Lewis MEHTAP - Operating assistance for transportation services for elderly and individuals with disabilities City: LaBelle Federal: State: 3.5 Local: 3.5 Agency: Wider Opportunities, Inc. Mode: TRANSIT Estimate Total: 7				
3.5				



2018 – 2022 Transit Anticipated Project Schedule

Projects in thousands of dollars

Subject to the approval of the local property owner, the Transportation Improvement Program by the governing Metropolitan Planning Organization (as applicable), and as funds are available.

State Fiscal Year Project Budget				
7/2017-6/2018	7/2018-6/2019	7/2019-6/2020	7/2020-6/2021	7/2021-6/2022
District: SE County: Howell MEHTAP - Operating assistance for transportation services for elderly and individuals with disabilities City: Willow Springs Federal: State: 2.5 Local: 2.5 Agency: Willow Health Care, Inc. Mode: TRANSIT Estimate Total: 5				
District: NW County: Worth MEHTAP - Operating assistance for transportation services for elderly and individuals with disabilities City: Grant City Federal: State: 2.1 Local: 2.1 Agency: Worth County Nursing Home District Mode: TRANSIT Estimate Total: 4.2				
District: SL County: St. Louis State Transit Operating Assistance - operating assistance for public transportation services City: St. Louis Federal: State: 750.9 Local: Agency: Bi-State (Metro) Development Agency Mode: TRANSIT Estimate Total: 750.9				
District: KC County: Cass State Transit Operating Assistance - operating assistance for public transportation services City: Kansas City Federal: State: 354.8 Local: Agency: Kansas City Area Transportation Authority - KCATA Mode: TRANSIT Estimate Total: 354.8				



2018 – 2022 Transit Anticipated Project Schedule *Projects in thousands of dollars*

Subject to the approval of the local property owner, the Transportation Improvement Program by the governing Metropolitan Planning Organization (as applicable), and as funds are available.

State Fiscal Year Project Budget				
7/2017-6/2018	7/2018-6/2019	7/2019-6/2020	7/2020-6/2021	7/2021-6/2022
District: SW County: Greene State Transit Operating Assistance - operating assistance for public transportation services City: Springfield Federal: State: 46.7 Local: Agency: City Utilities of Springfield Mode: TRANSIT Estimate Total: 46.7				
46.7				
District: SE County: Cape Girardeau State Transit Operating Assistance - operating assistance for public transportation services City: Cape Girardeau Federal: State: 10.4 Local: Agency: Cape Girardeau County Transit Authority (Urban) Mode: TRANSIT Estimate Total: 10.4				
10.4				
District: SL County: St. Charles State Transit Operating Assistance - operating assistance for public transportation services City: St. Charles Federal: State: 10.2 Local: Agency: City of St. Charles Mode: TRANSIT Estimate Total: 10.2				
10.2				
District: NW County: Buchanan State Transit Operating Assistance - operating assistance for public transportation services City: St. Joseph Federal: State: 22 Local: Agency: City of St. Joseph Mode: TRANSIT Estimate Total: 22				
22				



2018 – 2022 Transit Anticipated Project Schedule *Projects in thousands of dollars*

Subject to the approval of the local property owner, the Transportation Improvement Program by the governing Metropolitan Planning Organization (as applicable), and as funds are available.

State Fiscal Year Project Budget				
7/2017-6/2018	7/2018-6/2019	7/2019-6/2020	7/2020-6/2021	7/2021-6/2022
District: CD County: Boone State Transit Operating Assistance - operating assistance for public transportation services City: Columbia Federal: State: 36.6 Local: Agency: City of Columbia Mode: TRANSIT Estimate Total: 36.6				
36.6				
District: KC County: Jackson State Transit Operating Assistance - operating assistance for public transportation services City: Independence Federal: State: 19.2 Local: Agency: City of Independence Mode: TRANSIT Estimate Total: 19.2				
19.2				
District: SW County: Jasper State Transit Operating Assistance - operating assistance for public transportation services City: Joplin Federal: State: 13.6 Local: Agency: City of Joplin Mode: TRANSIT Estimate Total: 13.6				
13.6				
District: CD County: Cole State Transit Operating Assistance - operating assistance for public transportation services City: Jefferson City Federal: State: 12.7 Local: Agency: City of Jefferson Mode: TRANSIT Estimate Total: 12.7				
12.7				



2018 – 2022 Transit Anticipated Project Schedule *Projects in thousands of dollars*

Subject to the approval of the local property owner, the Transportation Improvement Program by the governing Metropolitan Planning Organization (as applicable), and as funds are available.

State Fiscal Year Project Budget					
	7/2017-6/2018	7/2018-6/2019	7/2019-6/2020	7/2020-6/2021	7/2021-6/2022
District: SE County: Cape Girardeau State Transit Operating Assistance - operating assistance for public transportation services City: Cape Girardeau Federal: State: 6 Local: Agency: Southeast Missouri State University Mode: TRANSIT Estimate Total: 6	6				
District: SE County: Cape Girardeau State Transit Operating Assistance - operating assistance for public transportation services City: Cape Girardeau Federal: State: 6 Local: Agency: Cape Girardeau County Transit Authority (Rural) Mode: TRANSIT Estimate Total: 6	6				
District: SE County: Stoddard State Transit Operating Assistance - operating assistance for public transportation services City: Bloomfield Federal: State: 0.9 Local: Agency: City of Bloomfield Mode: TRANSIT Estimate Total: 0.9	0.9				
District: SW County: Jasper State Transit Operating Assistance - operating assistance for public transportation services City: Carthage Federal: State: 1.7 Local: Agency: City of Carthage Mode: TRANSIT Estimate Total: 1.7	1.7				



2018 – 2022 Transit Anticipated Project Schedule

Projects in thousands of dollars

Subject to the approval of the local property owner, the Transportation Improvement Program by the governing Metropolitan Planning Organization (as applicable), and as funds are available.

State Fiscal Year Project Budget				
7/2017-6/2018	7/2018-6/2019	7/2019-6/2020	7/2020-6/2021	7/2021-6/2022
District: SW County: Henry State Transit Operating Assistance - operating assistance for public transportation services City: Clinton Federal: State: 2 Local: Agency: City of Clinton Mode: TRANSIT Estimate Total: 2				
2				
District: SW County: Cedar State Transit Operating Assistance - operating assistance for public transportation services City: Eldorado Springs Federal: State: 1.3 Local: Agency: City of Eldorado Springs Mode: TRANSIT Estimate Total: 1.3				
1.3				
District: KC County: Clay/Ray State Transit Operating Assistance - operating assistance for public transportation services City: Excelsior Springs Federal: State: 1.9 Local: Agency: City of Excelsior Springs Mode: TRANSIT Estimate Total: 1.9				
1.9				
District: SE County: Texas State Transit Operating Assistance - operating assistance for public transportation services City: Houston Federal: State: 1.3 Local: Agency: City of Houston Mode: TRANSIT Estimate Total: 1.3				
1.3				



2018 – 2022 Transit Anticipated Project Schedule *Projects in thousands of dollars*

Subject to the approval of the local property owner, the Transportation Improvement Program by the governing Metropolitan Planning Organization (as applicable), and as funds are available.

State Fiscal Year Project Budget				
7/2017-6/2018	7/2018-6/2019	7/2019-6/2020	7/2020-6/2021	7/2021-6/2022
District: SW County: Barton State Transit Operating Assistance - operating assistance for public transportation services City: Lamar Federal: State: 1.8 Local: Agency: City of Lamar Mode: TRANSIT Estimate Total: 1.8				
District: SW County: Lawrence State Transit Operating Assistance - operating assistance for public transportation services City: Mt. Vernon Federal: State: 1.5 Local: Agency: City of Mt. Vernon Mode: TRANSIT Estimate Total: 1.5				
District: SW County: Vernon State Transit Operating Assistance - operating assistance for public transportation services City: Nevada Federal: State: 2 Local: Agency: City of Nevada Mode: TRANSIT Estimate Total: 2				
District: SE County: New Madrid State Transit Operating Assistance - operating assistance for public transportation services City: New Madrid Federal: State: 1 Local: Agency: City of New Madrid Mode: TRANSIT Estimate Total: 1				



2018 – 2022 Transit Anticipated Project Schedule *Projects in thousands of dollars*

Subject to the approval of the local property owner, the Transportation Improvement Program by the governing Metropolitan Planning Organization (as applicable), and as funds are available.

State Fiscal Year Project Budget				
7/2017-6/2018	7/2018-6/2019	7/2019-6/2020	7/2020-6/2021	7/2021-6/2022
District: SE County: Howell State Transit Operating Assistance - operating assistance for public transportation services City: West Plains Federal: State: 2 Local: Agency: City of West Plains Mode: TRANSIT Estimate Total: 2				
2				
District: SE County: Dunklin State Transit Operating Assistance - operating assistance for public transportation services City: Malden Federal: State: 4.4 Local: Agency: Dunklin County Transit Service, Inc. Mode: TRANSIT Estimate Total: 4.4				
4.4				
District: SL County: Franklin State Transit Operating Assistance - operating assistance for public transportation services City: Union Federal: State: 10.5 Local: Agency: Franklin County Transportation Council Mode: TRANSIT Estimate Total: 10.5				
10.5				
District: SE County: Texas State Transit Operating Assistance - operating assistance for public transportation services City: Licking Federal: State: 0.8 Local: Agency: Licking Bridge Builders Mode: TRANSIT Estimate Total: 0.8				
0.8				



2018 – 2022 Transit Anticipated Project Schedule *Projects in thousands of dollars*

Subject to the approval of the local property owner, the Transportation Improvement Program by the governing Metropolitan Planning Organization (as applicable), and as funds are available.

State Fiscal Year Project Budget				
7/2017-6/2018	7/2018-6/2019	7/2019-6/2020	7/2020-6/2021	7/2021-6/2022
District: CD County: Macon State Transit Operating Assistance - operating assistance for public transportation services City: Macon Federal: State: 0.9 Local: Agency: Macon Area Chamber of Commerce Mode: TRANSIT Estimate Total: 0.9				
0.9				
District: SE County: Mississippi State Transit Operating Assistance - operating assistance for public transportation services City: East Prairie Federal: State: 2.7 Local: Agency: Mississippi County Transit System Mode: TRANSIT Estimate Total: 2.7				
2.7				
District: CD County: Boone State Transit Operating Assistance - operating assistance for public transportation services City: Columbia Federal: State: 318.3 Local: Agency: OATS, Inc. Mode: TRANSIT Estimate Total: 318.3				
318.3				
District: KC County: Ray State Transit Operating Assistance - operating assistance for public transportation services City: Richmond Federal: State: 6.5 Local: Agency: Ray County Transportation Mode: TRANSIT Estimate Total: 6.5				
6.5				



2018 – 2022 Transit Anticipated Project Schedule *Projects in thousands of dollars*

Subject to the approval of the local property owner, the Transportation Improvement Program by the governing Metropolitan Planning Organization (as applicable), and as funds are available.

State Fiscal Year Project Budget				
7/2017-6/2018	7/2018-6/2019	7/2019-6/2020	7/2020-6/2021	7/2021-6/2022
District: SE County: Ripley State Transit Operating Assistance - operating assistance for public transportation services City: Doniphan Federal: State: 2.7 Local: Agency: Ripley County Transit Mode: TRANSIT Estimate Total: 2.7				
2.7				
District: SE County: Scott State Transit Operating Assistance - operating assistance for public transportation services City: Sikeston Federal: State: 2.4 Local: Agency: Scott County Transportation System Mode: TRANSIT Estimate Total: 2.4				
2.4				
District: CD County: Callaway State Transit Operating Assistance - operating assistance for public transportation services City: Fulton Federal: State: 5.2 Local: Agency: SERVE, Inc. Mode: TRANSIT Estimate Total: 5.2				
5.2				
District: SE County: Madison State Transit Operating Assistance - operating assistance for public transportation services City: Fredericktown Federal: State: 47.1 Local: Agency: Southeast Missouri Transportation System (SMTS) Mode: TRANSIT Estimate Total: 47.1				
47.1				



2018 – 2022 Transit Anticipated Project Schedule *Projects in thousands of dollars*

Subject to the approval of the local property owner, the Transportation Improvement Program by the governing Metropolitan Planning Organization (as applicable), and as funds are available.

State Fiscal Year Project Budget				
7/2017-6/2018	7/2018-6/2019	7/2019-6/2020	7/2020-6/2021	7/2021-6/2022
<div> <div> District: SE County: Stoddard City: Dexter Agency: Stoddard County Transit Service Mode: TRANSIT </div> <div> State Transit Operating Assistance - operating assistance for public transportation services Federal: State: 3 Estimate Total: 3 </div> <div> Local: </div> </div>				
3				

Waterways

Waterways

Missouri is fortunate to have over 1,000 miles of navigable waterways on the Mississippi and Missouri rivers, which provide tremendous opportunities for waterborne commerce. In 2016, approximately 4 million tons of material was handled through Missouri's public port authorities. Barge transport provides a safe and environmentally friendly way to transport large amounts of material at a lower cost compared to other modes. One barge can hold the equivalent of 13 railcars or 58 trucks. The Missouri General Assembly appropriates funding for waterway programs from general revenue and/or the State Transportation Fund. Projects are implemented when funds are appropriated through the legislative and gubernatorial budget processes.

Port Authority Administrative Grants - The administrative grants are used to reimburse public port authorities for administrative costs, such as salaries, benefits, travel, office expenses and utilities authorized in Section 68.035.1, RSMo. These grants do not require a match and are funded from the State Transportation Fund. The administrative grants were created to assist public port authorities as they establish their economic base (i.e. "keep the lights on"). The majority of the administrative funds are allocated by formula based on two components: a base amount and a performance amount. The formula allocates a base amount of \$4,000 as the minimum level of support for a total of \$60,000. The performance amount (\$340,000) is focused on assisting the ports as they establish their economic base with the level of assistance decreasing as the port becomes more self-sustaining. Objective criteria used to evaluate performance includes ownership of capital assets, movement of freight or passengers during the prior year, whether tonnage was over or less than 1 million tons in the last four years, development of a work plan for purchasing capital assets or moving freight/passengers within the next three years, and lastly, a penalty for ports that allowed funding to lapse within the previous five years.

The remaining \$200,000 is allocated to port authorities to prepare plans for upcoming capital improvement projects. When the proposed project priority list is developed for the Port Capital Improvement Program, port authorities request funding for preliminary engineering to prepare these plans for construction to begin in one year. This funding stream allows the public port authorities to be ready for construction at the beginning of the budget year (July 1) if the General Revenue funds are received.

This program has received an appropriation for FY 2015 and 2016 of \$400,000, \$600,000 in FY 2017, and \$600,000 was requested for FY 2018. The program currently provides assistance to the following port authorities:

Howard/Cooper County Regional	Jefferson County	Kansas City
Lewis County	Mid-America Port Commission	Mississippi County
New Bourbon Regional	New Madrid County	Pemiscot County
Pike/Lincoln Regional	St. Joseph Regional	St. Louis County
St. Louis City	Southeast Missouri Regional	

Table 7-19 Port Authority Administrative Grants

Program		7/2017- 6/2018	7/2018- 6/2019	7/2019- 6/2020	7/2020- 6/2021	7/2021 - 6/2022
Waterways Program	State Cost	600,000	600,000	600,000	600,000	600,000
Port Administration	Total	600,000	600,000	600,000	600,000	600,000

Waterways

Ferry Boat Operating Assistance - The State of Missouri currently provides funding for two public ferry boat operations in Ste. Genevieve and Mississippi counties. These ferry services provide a link for passengers and freight moving from Missouri to Illinois or Kentucky, respectively, at substantially less expense than constructing a Mississippi River bridge crossing in the areas. Each ferry charges a toll that was supplemented annually by \$88,000 to support each ferryboat operation from fiscal year (FY) 2012 through FY 2016. During this same time, the ferry services transported on average 51,260 passengers and 21,680 vehicles per year. The State of Kentucky matches dollar for dollar support for the Mississippi County ferry service. Illinois does not provide operating assistance to the Ste. Genevieve County ferry.

Table 7-20 Ferry Boat Operating Funding

		7/2017 - 6/2018	7/2018 - 6/2019	7/2019 - 6/2020	7/2020 - 6/2021	7/2021 - 6/2022
Waterways Program	State Cost	176,000	176,000	176,000	176,000	176,000
Ferryboat Operating Assistance	Total	176,000	176,000	176,000	176,000	176,000

Port Capital Improvement Program - Capital improvement funds assist ports with capital expenditures, such as dock construction, mooring dolphins, access improvements, utility extensions, and general site development as authorized in Section 68.035.2, RSMo. These funds require a legislative budget appropriation of general revenue. Fluctuations in Missouri revenue can result in restrictions on General Revenue funded programs, including the port Capital Improvement Program (CIP) funds. When appropriated, the CIP requires a 20 percent local match. The amount of funds available for the CIP can vary greatly from year to year, and it is difficult to predict funding in future years. The legislature did not appropriate Capital Improvement Funds for the ports in FY 2010-2012. General Revenue appropriations totaled \$250,000 in FY 2013 and \$3 million in both FY 2014 and FY 2015. In each of those years, lower revenue projects delayed release of the CIP funds until September and April, respectively. In FY 2016, the legislature appropriated \$6 million for the CIP. In FY 2017, the legislature appropriated \$12.4 million for the CIP; however, due to the lower revenue projections only \$4 million is available for the CIP projects. .

Each summer, each public port presents two priority projects to be considered for the next fiscal year. The Missouri Port Authority Association members evaluate and prioritize each of these projects, based on economic development benefit to the state, increased freight capacity and tonnage at the port, environmental impacts of the project, and safety improvements. As the legislature discusses General Revenue appropriations, the prioritized list is used to match the highest priority projects with the appropriated funding. The ports have detailed more than \$109 million in current port capital improvement needs.

Table 7-21 Port Capital Improvement
Funding

		7/2017- 6/2018	7/2018- 6/2019	7/2019- 6/2020	7/2020- 6/2021	7/2021 - 6/2022
Waterways Program	State Cost	5,436,567	7,500,000	7,500,000	7,500,000	7,500,000
Port Capital Improvement Program**	Non-state (other) funds					
	Total	5,436,567	7,500,000	7,500,000	7,500,000	7,500,000
<p>**Note: MoDOT requests \$7.5 million annually from the State of Missouri General Revenue budget for Port CIP. Funding requires an annual appropriation by the general assembly, budget approval by the governor, and State of Missouri projections continuing to demonstrate sufficient incoming revenue to allow release of all or a portion of the approved funds.</p>						

SFY 2018 Port CIP Project Recommendations Prioritized Order (includes reappropriation request) Updated 2/17/17							
Port	Project	Total Cost	Amount Requested	FY17 Expenditures	FY18 Request	Notes	Cumulative FY18 Request
St. Joseph	Dry Bulk Storage Hoop Barn	\$1,117,524	\$971,760	\$454,937	\$516,823	Design Complete. 20,000 sq ft hoop barn, including upgraded electrical, water and sewer service	\$516,823
Jefferson County	Build Dock and Access Road at Kimmswick	\$240,000,000	\$1,447,189	\$464,012	\$983,177	Design Complete	\$1,500,000
Lewis County	Sheet wall extension	\$1,500,000	\$1,200,000	\$147,400	\$1,052,600	Design Complete. Install 400' of additional sheet wall to extend dock	\$2,552,600
Pike/Lincoln	Pike Lincoln Industrial Park	\$500,000	\$400,000	\$192,000	\$208,000	Land acquisition, engineering, site preparation and Phase I study	\$2,760,600
St. Louis City	Rail Gate Improvements	\$500,000	\$400,000	\$178,740	\$221,260	Design Complete. Raise sill at rail flood gate 1' to above flood level	\$2,981,860
SEMO	Main Track Raise	\$370,000	\$296,000	\$40,000	\$256,000	Design Complete. Raise 2700' of track 4' above normal flood levels	\$3,237,860
Howard Cooper	Development of port	\$486,100	\$388,880	\$260,000	\$128,880	Preliminary engineering for port site development including land borings	\$3,366,740
St. Louis City	Upgrade Yard	\$500,000	\$400,000	\$100,000	\$103,833	Design Complete. Rehabilitate rail at the Municipal River Terminal	\$3,470,573

SFY 2018 Port CIP Project Recommendations Prioritized Order (includes reappropriation request) Updated 2/17/17							
Port	Project	Total Cost	Amount Requested	FY17 Expenditures	FY18 Request	Notes	Cumulative FY18 Request
St. Louis City	Upgrade Yard	\$500,000	\$400,000	\$100,000	\$196,167	Design Complete. Rehabilitate rail at the Municipal River Terminal. Remaining portion of project identified in HB17 list above.	\$3,666,740
SEMO	Loop Track	\$1,400,000	\$1,120,000	\$100,000	\$1,020,000	Design Complete. Phase I: embankment fill and haul road	\$4,686,740
New Madrid	Land Acquisition	\$2,655,300	\$1,520,000	\$0	\$1,520,000	Land acquisition, fill and improvements	\$6,206,740
Mississippi County	Landing Improvements	\$62,500	\$50,000	\$0	\$50,000	Widen and extend concrete landing ramp for vehicles entering/exiting the ferry.	\$6,256,740
Kansas City	Warehouse demolition, grading, utilities	\$370,000	\$296,000	\$0	\$296,000		\$6,552,740
Mississippi County	Skid Steer Loader and Shed	\$40,000	\$32,000	\$0	\$32,000	Use to clean ramp to reduce risk of damage to barge	\$6,584,740
New Bourbon	Install port infrastructure	\$1,824,668	\$1,480,934	\$106,000	\$1,374,934	Design completed in FY17; complete improvement to access road and improve safety at rail crossing	\$7,959,674
SEMO	North and West Tracks	\$527,000	\$414,600	\$10,000	\$404,600	Design Complete	\$8,364,274

SFY 2018 Port CIP Project Recommendations Prioritized Order (includes reappropriation request) Updated 2/17/17							
Port	Project	Total Cost	Amount Requested	FY17 Expenditures	FY18 Request	Notes	Cumulative FY18 Request
SEMO	Harbor Lead Track #2	\$1,487,000	\$1,194,000	\$22,000	\$1,172,000	Design completed in FY17	\$9,536,274
Lewis County	Extension of Marion Street/Flood Gate/ RR Crossing	\$1,500,000	\$1,200,000	\$0	\$1,200,000		\$10,736,274
St. Joseph	Conveyor System #1	\$1,687,000	\$1,312,000	\$62,000	\$1,250,000	Design Complete	\$11,986,274
Pike/Lincoln	Warehouse	\$1,418,000	\$1,138,000	\$0	\$1,138,000		\$13,124,274
St. Joseph	Conveyor System #2	\$260,000	\$208,000	\$0	\$208,000		\$13,332,274
Howard Cooper	Development of Port	\$1,165,400	\$562,620	\$0	\$562,620		\$13,894,894
Howard Cooper	Development of Port/ Stage One	\$4,292,750	\$1,230,000	\$0	\$1,230,000		\$15,124,894
New Madrid	Phase I Improvements & Land Purchase	\$8,500,000	\$2,500,000	\$0	\$2,500,000		\$17,624,894

SFY 2018 Port CIP Project Recommendations Prioritized Order (includes reappropriation request) Updated 2/17/17							
Port	Project	Total Cost	Amount Requested	FY17 Expenditures	FY18 Request	Notes	Cumulative FY18 Request
St. Louis City	Warehouse flood protection	\$770,000	\$630,000	\$0	\$630,000		\$18,254,894
Jefferson County	Fleeting Construction	\$940,000	\$760,000	\$0	\$760,000		\$19,014,894
St. Louis City	Upgrade North Rail Yard	\$550,000	\$450,000	\$0	\$450,000		\$19,464,894
Pike/Lincoln	Land Purchase	\$6,000,000	\$2,000,000	\$0	\$2,000,000		\$21,464,894
Pemiscot County	Railroad loop track construction	\$5,680,000	\$2,300,000	\$0	\$2,300,000		\$23,764,894
Jefferson County	Property acquisition	\$2,900,000	\$2,000,000	\$0	\$2,000,000		\$25,764,894
Kansas City	Barge loading/unloading equipment	\$677,305	\$541,844	\$0	\$541,844		\$26,306,738
						Total Unfunded Needs	\$26,306,738

Freight

Freight

Freight Enhancement Program - The objective of the Freight Enhancement Program is to focus on improving and maintaining the high priority freight assets and corridors that are critical to the movement of freight into, out of, within, and through the state. This process is based on partnerships with freight stakeholders and public officials to identify the greatest freight movement needs and remove barriers to efficient movement of goods through capital improvements to the system. In FY 2014, this program received \$850,000 from the State Transportation Fund, \$650,000 in FY 2015, \$850,000 in FY 2016, and \$1 million in FY 2017. A minimum 20 percent local match is required. MoDOT solicits project applications each April and May. Staff evaluates and selects projects based on correlation to the Missouri State Freight Plan goals and metrics including proximity to freight routes, improvements to performance metrics, reduced oversize/overweight trucks on the roadways, and whether the project shifts movement of freight from an out-of-state facility to an in-state facility. Because program funding comes from the State Transportation Fund, projects are limited to non-highway locations. Project selections are announced by July 1 to allow project sponsors the full fiscal year to implement the project.

Freight is the economy in motion. As freight efficiency increases in a state, the total economy of the state increases. Businesses receive raw materials at less cost and therefore their finished products are more competitive on the domestic and global market. Lower freight transportation costs decrease prices at the store providing financial savings for Missouri consumers. Lower transportation cost attracts new businesses and allows reinvestment and expansion of current businesses.

Freight movement depends upon the connectivity, safety, reliability, and condition of the transportation system. Missouri's central location within 600 miles of 50 percent of all US households is a natural advantage to attract freight industry. Missouri's transportation assets in rail, water, interstate highways, and airports combined with Missouri's strategic location provides great opportunity to become the freight center of the nation.

Table 7-22 Freight Enhancement Funding

		7/2017- 6/2018	7/2018- 6/2019	7/2019- 6/2020	7/2020- 6/2021	7/2021 – 6/2022
Freight Enhancement Program	State Cost	1,000,000	1,000,000	1,000,000	1,000,000	1,000,000
	Non-State (other) funds	250,000	250,000	250,000	250,000	250,000
	Total	1,250,000	1,250,000	1,250,000	1,250,000	1,250,000

Certification

MoDOT certifies that the transportation planning process is being carried out in accordance with the following requirements in 23 CFR 450.218(a).

1. 23 U.S.C. 134 and 135, 49 U.S.C. 5303 and 5304, and this part;
2. Title VI of the Civil Rights Act of 1964, as amended (42 U.S.C. 2000d-1) and 49 CFR part 21;
3. 49 U.S.C. 5332, prohibiting discrimination on the basis of race, color, creed, national origin, sex, or age in employment or business opportunity;
4. Section 1101 (b) of the 2005 Safe, Accountable, Flexible, Efficient Transportation Equity Act: A Legacy for Users (SAFETEA-LU Pub. L. 109-59) and 49 CFR part 26 regarding the involvement of disadvantaged business enterprises in USDOT funded projects;
5. 23 CFR part 230 regarding implementation of an equal opportunity program on Federal and Federal-aid highway construction contracts;
6. The provisions of the Americans with Disabilities Act of 1990 (42 U.S.C. 12101 *et seq.*) and 49 CFR parts 27, 37, and 38;
7. In non-attainment and maintenance areas, sections 174 and 176 (c) and (d) of the 1990 Clean Air Act, as amended (42 U.S.C. 7504, 7506 (c) and (d)) and 40 CFR part 93;
8. The Older Americans Act, as amended (42 U.S.C. 6101), prohibiting discrimination on the basis of age in programs or activities receiving Federal financial assistance;
9. 23 U.S.C. 324 regarding the prohibition of discrimination based on gender; and
10. Section 504 of the Rehabilitation Act of 1973 (29 U.S.C. 794) and 49 CFR part 27 regarding discrimination against individuals with disabilities.

In addition to the above specifically stated requirements, 23 CFR 450.216 describes a number of requirements that MoDOT ensures are met with submission of the Statewide Transportation Improvement Program, or STIP. These requirements are as follows.

1. Public involvement was provided for in the STIP development as required by 23 CFR 450.210(a).
2. The metropolitan planning area Transportation Improvement Programs are included by reference, without modification, in the STIP and have been approved by the Governor of Missouri.
3. In non-attainment and maintenance areas, the STIP contains only transportation projects found to conform, or from programs that conform, to the air quality requirements.

4. The STIP contains only transportation projects consistent with the long-range statewide plan.
5. The STIP is financially constrained by year as required.
6. The STIP includes a descriptive list of priority transportation projects to be carried out in the first four years.
7. The STIP contains all capital and non-capital transportation projects or identified phases of transportation projects requiring action by FHWA or FTA.
8. The STIP contains all regionally significant projects requiring action by the FHWA and FTA.
9. The STIP was developed in consultation with local officials with responsibility for transportation and with Indian Tribal governments.

Federal-Aid Project Oversight Agreement

Background and Purpose

The Intermodal Surface Transportation Efficiency Act (ISTEA) of 1991, the Transportation Equity Act for the 21st Century (TEA-21) of 1998, the Safe, Accountable, Flexible, Efficient Transportation Act: A Legacy for Users (SAFETEA-LU) of 2005, the Moving Ahead for Progress in the 21st Century Act of 2012 (MAP-21) and the Fixing America's Surface Transportation (FAST) Act of 2015 allow States to assume certain responsibilities for the Federal Highway Administration in some National Environmental Policy Act approvals and in the design, construction, award and inspection of certain Federal-aid projects.

Section 106 of Title 23, Project Approval and Oversight, requires an agreement between the Secretary of Transportation and the State relating to the extent to which the State assumes nearly all FHWA responsibilities for projects under Title 23 for project development (plans, specifications, and estimates), contract awards, and inspections/final acceptance of Federal-aid highway projects. The FHWA Missouri Division and MoDOT updated the FHWA/MoDOT Stewardship and Oversight Agreement on April 15, 2015. The agreement outlines the basic oversight responsibilities and roles of the two agencies in administering the Federal-aid Program in Missouri. The following is a summation regarding oversight responsibilities.

Project Oversight Responsibilities

Project Oversight Responsibilities can be identified through FHWA's Risk-Based Stewardship and Oversight model. Risk-Based Project Stewardship and Oversight has two main components: 1) data-driven compliance assurance, i.e., the Compliance Assessment Program (CAP), and 2) risk-based stewardship and oversight of Projects of Division Interest (PoDI).

Compliance Assessment Program (CAP) – The purpose of the CAP is to provide reasonable assurance, at both the national and local level, that Federal-aid highway design and construction projects are in compliance with key federal requirements. This is accomplished through FHWA compliance reviews in the areas of Civil Rights, Contract Administration, Emergency Relief, Environment, Finance, Material Quality, Planning, Realty, and Work Zones. FHWA reviews will be coordinated with appropriate MoDOT staff, as necessary. Unless a CAP project is identified as a PoDI, MoDOT will assume oversight responsibility for all CAP projects.

Projects of Division Interest (PoDI) - FHWA's level of involvement (oversight) on PoDI's will vary by project, dependent upon identified risk elements specific to the individual projects. FHWA involvement on PoDI's will be developed based upon project specifics such as project complexity, cost, scope of work to be constructed, environmental constraints or commitments, impacts to traffic, additions or modification to interstate access, etc. On low risk projects, such as those of low complexity or with minimal traffic impacts, FHWA involvement may be limited to elements developed during preliminary design stages, while complex projects may require involvement throughout the design phase up to, and including, review and approval of the final Plans, Specifications, and Estimates. Construction risk will be assessed in much the same manner. Projects of low complexity or with minimal traffic impacts, may require a lesser level of FHWA involvement during construction, while complex projects may require involvement in all facets of the construction. FHWA involvement during both design and construction will be developed in coordination with MoDOT. A PoDI can be any project with Federal-aid whether administered by MoDOT or a Local Public Agency. MoDOT assumes oversight responsibility for all non-PoDI projects. A listing of programmed PoDI projects can be found in the Engineering Policy Guide at http://epg.modot.org/forms/DE%202017%20Forms/BiddingContract/PoDI%20Matrix_MoDOT.xlsm

Identification of CAP and PoDI Projects

CAP – Around April of each year, the project population for each FHWA Division Office will be randomly identified by FHWA HQ's Program Management Improvement Team and will include all Federal-aid projects authorized for construction or advance construction within the last 12 months.

PoDI – PoDI's are identified collaboratively by MoDOT and FHWA and have an elevated level of risk (threat or opportunity) to the agency's successful delivery of the federal highway program. In addition to regular amendments of MoDOT's Statewide Transportation Improvement Program (STIP), MoDOT and the FHWA will conduct an annual review of the MoDOT STIP to identify the projects that will be administered as PoDI by the FHWA. CAP projects are eligible to be identified as PoDI.

Authorization of Work and Obligation of Federal Funds

MoDOT will not submit requests for the authorization of work and obligation of federal funds on any federal-aid construction project until the National Environmental Policy Act (NEPA) approval process has been completed, right of way, utility, and railroad clearance has been approved, and the project for which federal funds are being requested is listed in MoDOT Statewide Transportation Improvement Program, and, if necessary, in the appropriate Metropolitan Planning Organization's Transportation Improvement Program.

Other Oversight Agreement Provisions

This agreement is made with the following understandings.

- MoDOT will administer all projects previously authorized prior to the effective date of this agreement under Certification Acceptance as though the projects were authorized under the provisions of this agreement.
- All non-Title 23 U.S.C. requirements will continue to be subject to the Federal Highway Administration project review, oversight, and approval.
- All projects on the National Highway System (interstate and non-interstate) will conform to MoDOT adopted design and construction standards as approved by the Federal Highway Administration. Amendments or revisions to these standards are subject to the Federal Highway Administration's review and approval.
- All non-National Highway System projects shall be designed, constructed, operated and maintained in accordance with state laws; regulations; directives; and safety, design and construction standards.
- Federal Highway Administration will complete a final inspection and final acceptance on the Federal Highway Administration full-oversight projects. MoDOT assumes this responsibility for all other projects. MoDOT will take action to close projects in a timely manner.
- This agreement does not preclude the Federal Highway Administration from observing a federal-aid highway project under MoDOT responsibility, including those under a local public agency agreement, should the project contain unique features, if unusual circumstances arise, or should such projects be party to inclusion in joint agency MoDOT Quality Assurance Reviews or Federal Highway Administration Process Review and Evaluations.

- Federal Highway Administration and MoDOT enter into this agreement to conduct project oversight activities in accordance with the above stipulated agreement provisions. The effectiveness of these oversight responsibilities will be evaluated periodically and adjustments made upon mutual agreement.

Certification

It is hereby certified that MoDOT will follow all federal and state laws, regulations and directives for the design, construction, operation and maintenance of all federal-aid projects.

Missouri Metropolitan Planning Organizations (MPO) Transportation Improvement Programs (TIP)

The following TIPs, without modification, are incorporated into the STIP by reference:

Cape Girardeau, Missouri

Metropolitan Area

MPO: Southeast Metropolitan Planning Organization

Web: southeastmpo.org

MPO Approval: 02/17/2016

Governor Approval: 03/11/2016

FHWA and FTA Approval: 03/17/2016

TIP Fiscal Years: [FY 2016-2019](#)

Columbia, Missouri

Metropolitan Area

MPO: Columbia Area Transportation Study Organization

Web: www.como.gov

MPO Approval: 08/25/2016

Governor Approval: 09/28/2016

FHWA and FTA Approval: 09/30/2016

TIP Fiscal Years: [FY 2017-2020](#)

Fayetteville-Springdale-Rogers AR-MO

Metropolitan Area

MPO: Northwest Arkansas Regional Planning Commission

Web: nwarpc.org

MPO Approval: 03/23/2016

Governor Approval: 06/29/2016

FHWA and FTA Approval: 07/07/2016

TIP Fiscal Years: [FY 2016-2020](#)

Jefferson City, Missouri

Metropolitan Area

MPO: Capital Area Metropolitan Planning Organization

Web: www.jeffersoncitymo.gov

MPO Approval: 06/15/2016

Governor Approval: 06/29/2016

FHWA and FTA Approval: 7/1/2016

TIP Fiscal Years: [FY 2017-2020](#)

Joplin, Missouri

Metropolitan Area

MPO: Joplin Area Transportation Study Organization

Web: www.jatso.net

MPO Approval: 04/21/2016

Governor Approval: 06/28/2016

FHWA and FTA Approval: 07/12/2016

TIP Fiscal Years: [FY 2016-2019](#)

Kansas City, Missouri/Kansas

Metropolitan Area

MPO: Mid-America Regional Council

Web: www.marc.org

MPO Approval: 10/27/2015

Governor Approval: 12/22/2015

FHWA and FTA Approval: 12/23/2015

TIP Fiscal Years: [FY 2016-2020](#)

Springfield, Missouri

Metropolitan Area

MPO: Ozarks Transportation Organization

Web: www.ozarkstransportation.org

MPO Approval: 08/17/2016

Governor Approval: 09/28/2016

FHWA and FTA Approval: 09/30/2016

TIP Fiscal Years: [FY 2017-2020](#)

St. Joseph, Missouri/Kansas

Metropolitan Area

MPO: St. Joseph Area Transportation Study Organization

Web: stjoempower.org

MPO Approval: 05/26/2016

Governor Approval: 09/28/2016

FHWA and FTA Approval: 10/03/2016

TIP Fiscal Years: [FY 2017-2020](#)

St. Louis, Missouri/Illinois

Metropolitan Area

MPO: East-West Gateway Council of Governments

Web: www.ewgateway.org

MPO Approval: 08/31/2016

Governor Approval: 09/21/2016

FHWA and FTA Approval: 09/30/2016

TIP Fiscal Years: [FY 2017-2020](#)

NOTES:

(1) New TIPs are incorporated into the STIP as approved by FHWA/FTA.

(2) Copies of Metropolitan Area TIPs can be obtained from the respective MPOs or MoDOT.

**Missouri Metropolitan Planning Organizations (MPO)
Key Officials Address List**

Metropolitan Area	MPO Designation	Key Official, Name, Address
Cape Girardeau	Southeast Metropolitan Planning Organization	Mr. Ryan Shrimplin Executive Director 401 Independence Street Cape Girardeau, MO 63703 Tel: 573-339-6327 Fax: 573-339-6303
Columbia	Columbia Area Transportation Study Organization	Mr. Tim Teddy Dir. of Planning & Development City of Columbia 701 East Broadway, City Building P.O. Box 6015 Columbia, MO 65205-6015 Tel.: 573-874-7239 Fax: 573-874-7546
Fayetteville-Springdale-Rogers AR-MO	Northwest Arkansas Regional Planning Commission	Mr. Jeff Hawkins Executive Director 1311 Clayton Street Springdale, AR 72762 Tel.: 479-751-7125 Fax: 479-751-7150
Jefferson City	Capital Area Metropolitan Planning Organization	Mr. Sonny Sanders Director of Planning & Protective Services City of Jefferson 320 East McCarty St. Jefferson City, MO 65101-3198 Tel.: 573-634-6410 Fax: 573-634-6457

Metropolitan Area	MPO Designation	Key Official, Name, Address
Joplin	Joplin Area Transportation Study Organization	Mr. Troy Bolander Planning & Community Development Manager City of Joplin 602 South Main Street Joplin, MO 64801-2316 Tel.: 417-624-0820 ext 510 Fax: 417-625-4738
Kansas City	Mid-America Regional Council	Mr. David A. Warm Executive Director Mid-America Regional Council 600 Broadway, Suite 200 Kansas City, MO 64105-1659 Tel.: 816-474-4240 Fax: 816-421-7758
St. Joseph	St. Joseph Area Transportation Study Organization	Mr. Andy Clements Asst. Director of Public Works & Transportation City of St. Joseph City Hall 1100 Frederick Ave. St. Joseph, MO 64501-2377 Tel.: 816-271-4653 Fax: 816-271-5355
St. Louis	East-West Gateway Council of Governments	Mr. Jim Wild Executive Director East-West Gateway Council of Governments One Memorial Dr., Suite 1600 St. Louis, MO 63102-2451 Tel.: 314-421-4220 Fax: 314-231-6120
Springfield	Ozarks Transportation Organization	Ms. Sara Fields Executive Director Ozarks Transportation Organization 2208 W. Chesterfield Blvd., Suite 101 Springfield, MO 65807 Tel.: 417-865-3042 Fax: 417-862-6013

MoDOT Operations and Maintenance Plan

As shown in the table below, MoDOT spends approximately \$500 million annually for operations which include Maintenance, Fleet, Facilities and Information Systems. The majority of these expenditures, approximately \$430 million, are in Maintenance. This section will discuss the composition of the maintenance expenditures, their outcomes and what is planned for state fiscal year 2017.

Expenditures (Operations)	2012	2013	2014	2015	2016
Maintenance ¹	\$430	\$420	\$444	\$435	\$430
Fleet, Facilities & Info. Systems ¹	\$70	\$70	\$70	\$67	\$79

¹ Includes personal services and fringe benefits of MoDOT employees and expense & equipment costs. Costs are in millions.

Maintenance Composition

Some of the major components of maintenance efforts are pavements, bridges, emergency operations such as flooding, roadsides, traffic operations and winter operations. The most erratic of these components is winter operations. Expenditures in winter operations can range from \$18 million to \$75 million in a winter season. In order to assure that Missouri's transportation system is resilient during winter events, MoDOT has more than 3,000 employees who operate over 1,500 heavy-duty trucks from 170 facilities statewide. When needed, all of those trucks can be operated 24 hours a day for extended periods until operational goals have been met. Many MoDOT employees who are not in Maintenance, as well as seasonal hirers, assist in plowing snow. The expectation of a rapid and widespread response to statewide winter events is the driver for the staffing, facilities and equipment levels in MoDOT's Maintenance Division.

Maintenance efforts on MoDOT's more than 77,000 lane miles and almost 34,000 centerline miles of pavements are the single largest component of the maintenance expenditures. Typically, around \$160 million is spent on pavements for various activities such as asphalt pavement repair, chip sealing, pot hole patching, full-depth concrete pavement replacement and striping. Many of these activities are planned and submitted for federal reimbursement such as chip sealing, asphalt pavement repair and full-depth concrete pavement replacements. Planning for these activities can be challenging with up to a \$50 million difference in the winter operations expenditures levels. In 2016, more than \$50 million in federal reimbursement was secured due to properly planned, executed and tracked in-house maintenance efforts. Other pavement maintenance efforts are simply reactive such as pot hole patching, the bulk of which occurs after the winter season in March.



Typical asphalt pavement repair

MoDOT's bridges are a critical component of the transportation system. A failure in a structure can result in a long-term interruption to the travelling public and highway-based commerce. MoDOT's over 10,000 bridges include approximately 3,000 large culvert structures. Bridges are inspected biennially and more frequently for major bridges and as needed if damage occurs or is identified. Bridge conditions are determined from these inspections and preventive and major maintenance efforts are planned. Preventive maintenance efforts include bridge flushing, bridge deck sealing, erosion prevention and channel clearing. Bridge flushing is the application of fresh water to the bridge surface and its supporting structure to ensure the chemicals and other materials applied for winter operations are removed from the bridge structure and will not promote deterioration of the bridge. The more than 7,000 bridges that are not simply larger culverts but typical spanning structures, are all flushed at least annually. Over ten percent of these bridges have their decks sealed annually to help preserve the bridge. MoDOT's 3,000 large culverts do not require flushing or sealing because they are usually buried.

One of the largest impacts MoDOT's maintenance operations have on Missouri's transportation system availability is its emergency operations. MoDOT's emergency operations deal with incidents ranging from a single-vehicle accident response to a major earthquake response and recovery. Other incidents include major flood response and recovery such as the Christmas 2015 flood. Incidents like a major flood usually have state and federal disaster declarations which allow the opportunity to recover some costs related to the response and recovery efforts. Maintenance staff members coordinate, track and report the activities that qualify for federal reimbursement during these events and during the recovery efforts following them. The most common role of emergency operations is the response to vehicle incidents that occur every day on Missouri's roads. MoDOT emergency response vehicles in Missouri's urban areas respond to lane-blocking incidents such as debris and crashes to keep traffic moving and reduce secondary crashes. These emergency response vehicles assist stranded or stalled motorists if they are not responding to a lane-blocking incident and they usually set up the initial traffic control for incidents. Maintenance crews establish traffic control after the initial traffic control by the emergency response vehicles for larger impact incidents such as multiple-vehicle crashes or incidents with a high severity of injuries. Many of these events and severe weather events such as tornados that impact Missouri's transportation system require a coordinated effort between MoDOT's emergency operations and the State Emergency Management Agency (SEMA). These coordinated efforts are led from MoDOT's central and regional emergency operations centers and the State Emergency Operations Center.

Roadside maintenance includes vegetation management such as mowing, herbicide applications, plant growth regulator applications and brush clearing. MoDOT mows over 400,000 acres of right of way annually. MoDOT's mowing policy is driven by safety concerns. Every year, a 15-foot pass of mowing outside the shoulder is performed to ensure sight distance requirements are not impeded by vegetation growth. Every other year, a 30-foot wide pass is mowed outside the shoulder to ensure trees do not grow in the recovery zone for run-off vehicles. Generally from one to three mowing runs occur every year with the 30-foot wide pass only occurring at the last mowing to minimize impacts to species such as pollinators. Trash collection through volunteer efforts from MoDOT's Adopt a Highway program (which is celebrating its 30th year in 2017) and through maintenance staff, result in the disposal

of over a half of a million bags of trash per year. This partnership with over 5,200 adopting groups provides MoDOT a value of \$1million to \$1.5 million per year in litter collection efforts.



Typical bridge deck seal



MoDOT emergency response vehicle assisting a major vehicular incident

Traffic operations manages over 2,500 traffic signals, over 250 dynamic message signs, over 600 traffic cameras and traffic management centers in Kansas City, Springfield and St. Louis. Over 70,000 miles of striping is performed annually. All of the signs on MoDOT's transportation system are inventoried and inspected biennially. Sign maintenance and replacement costs over \$10 million per year. In addition, signals regularly undergo preventive maintenance checks and over \$10 million in maintenance efforts are performed annually on signals.

Maintenance Outcomes

Many of the results from Maintenance efforts can be found in MoDOT's performance measures known as TRACKER. Winter operations try to minimize the time it takes from the completion of precipitation from a winter event to meeting the operational goals of clearing the roads. Pavement maintenance is measured by the percent of good pavements on the minor route system. The goal is to maintain the percent good and it is pursued with mostly preventive maintenance treatments and occasionally heavy maintenance efforts. Similarly, bridge maintenance is also measured by the percent of good bridges. Keeping this percent of good bridges is pursued mostly with preventive maintenance treatments with some heavy maintenance efforts. Emergency and Traffic operations have several measures driving their outcomes such as clearance times for incidents, freeway travel times and costs due to congestion. Roadside maintenance has Maintenance Division measures determining their efficiency and effectiveness. Unit prices of mowing and vegetation control are measured and compared to previous years as are overall roadside costs. The proper use of herbicides to reduce mowing and brush cutting costs are constantly reviewed and measured to ensure the most cost effective total vegetation management practices are implemented at MoDOT.

Maintenance Plans

Some maintenance activities are reactive and unpredictable such as pot-hole patching and winter operations, but the majority of maintenance work is planned, executed and tracked. These planned activities include chip seals, crack seals, asphalt pavement repairs, bridge deck seals, bridge flushing, striping, pipe culvert repairs and full-depth concrete pavement replacements. Of the \$430 million in operations expenditures in 2016, \$36.1 million was spent centrally and the rest was spent by the districts. Maps depicting several of these planned activities for the calendar year 2017 season for each district are on the following pages. Several of the expenditure categories from state fiscal year 2016 are shown on the maps as well. Due to the high availability of contract resources in the urban areas of Kansas City and St. Louis, and the high traffic volumes, the work plans vary greatly from the rural districts. More maintenance and system operations activities in the urban areas are focused on emergency response, traffic signal operations, sweeping, mowing and incident management rather than the typical roadway work in the rural districts. Traffic management centers are staffed 24 hours a day, seven days a week, to meet the vast system operation needs. A great deal of the urban operations is focused on emergency response compared to roadway work. The urban operations in Kansas City and St. Louis respond to over 50,000 incidents annually. Some urban roadway work is handled with contracted projects.