

Statewide Transportation
Improvement Program

STIP

2017-2021



Missouri Department of Transportation
www.modot.org

Table of Contents







Section

- i Table of Contents
- ii Missouri Highways and Transportation Commission and MoDOT Leadership
- 1 Customer Contact Information
- 2 Introduction, Public Involvement, and Reference Information
- 3 Scoping and Design Projects
- 4 2017 – 2021 Highway and Bridge Construction Schedule
- 5 Estimated Financial Summary for 2017 – 2021 Highway and Bridge Construction Schedule
- 6 Federal Programs
- 7 Multimodal Operations
- 8 Certification and Federal-Aid Project Oversight
- 9 Transportation Improvement Programs (TIPS)

July 7, 2016

Section i

Missouri Highways and Transportation Commission Members

	<p>Chair Name: Gregg C. Smith Appointed: 12/6/2013 Term Ending: 03/01/2019 Political Party: Democrat Residence: Clinton</p>		<p>Vice Chair Name: Vacant Appointed: Term Ending: Political Party: Republican Residence:</p>		<p>Name: Mary Nelson Appointed: 7/13/2015 Term Ending: 03/01/2017 Political Party: Democrat Residence: St Louis City</p>
	<p>Name: Michael T. Waters, Jr. Appointed: 03/03/2015 Term Ending: 03/01/2021 Political Party: Republican Residence: Orrick</p>		<p>Name: Michael B. Pace Appointed: 01/06/2015 Term Ending: 03/01/2019 Political Party: Independent Residence: West Plains</p>		<p>Name: John W. Briscoe Appointed: 12/04/2015 Term Ending: 03/01/2021 Political Party: Democrat Residence: New London</p>

MoDOT Leadership

Director - Patrick McKenna



Patrick K. McKenna became director of MoDOT on Dec. 7, 2015. He previously served as the deputy commissioner for the New Hampshire Department of Transportation, a role that is chief financial, operating and legislative officer for the organization.

McKenna has a bachelor's of science degree in finance from Bentley University and a master's of science in management and finance from the University of Maryland University College.

Chief Financial Officer - Roberta Broeker



Roberta Broeker is MoDOT's chief financial officer and served as interim director from May 1-Dec. 7, 2015. In her 17 years with MoDOT she has filled a variety of leadership roles including audit manager, audit and business analysis director, director of audits and investigations and chief financial officer.

Broeker is a certified public accountant, a certified internal auditor and a certified government financial manager. She graduated magna cum laude from Southeast Missouri State University and holds a bachelor's degree in business administration with a major in accounting.

Chief Engineer - Ed Hassinger



Ed Hassinger, P.E., was named chief engineer of MoDOT on May 30, 2013. Previously he had served as St. Louis district engineer for 12 years. As chief engineer, Hassinger oversees all planning, design, construction, maintenance and operations for the department.

Hassinger holds a bachelor of science degree in civil engineering from the University of Missouri. He began his MoDOT career in 1984 as a design engineer in the Bridge Division. He's also worked as a traffic engineer, bridge maintenance engineer, assistant district engineer in St. Louis, and spent one year as the district engineer in the Northeast District in Hannibal.

Assistant Chief Engineer - Kathy Harvey



Kathy Harvey was appointed assistant chief engineer on Aug. 15, 2013. In this capacity she helps build the longterm vision of MoDOT and supports the strategic direction of the executive team.

Harvey is a graduate of the Missouri University of Science and Technology, where she earned her bachelor of science degree in civil engineering.

After working in the private sector, she began her career with MoDOT in 1991 as an intermediate highway designer. She moved up the ladder until becoming MoDOT's State Design Engineer.

Section 1 – Customer Contact Information

Missouri Department of Transportation Contact Information

Northwest District

Mr. Don Wichern, District Engineer
3602 North Belt Highway
St. Joseph, MO 64506-1399
Tel.: 816-387-2350
Fax: 816-387-2359

Northeast District

Ms. Paula Gough, District Engineer
1711 South Highway 61
Hannibal, MO 63401-6051
Tel.: 573-248-2490
Fax: 573-248-2467

Kansas City District

Mr. Dan Niec, District Engineer
600 Northeast Colbern Road
Lee's Summit, MO 64086-4712
Tel.: 816-622-6500
Fax: 816-622-0699

Central District

Mr. David Silvester,
District Engineer
1511 Missouri Boulevard
P.O. Box 718
Jefferson City, MO 65102-0718
Tel.: 573-751-3322
Fax: 573-522-1059

St. Louis District

Mr. Greg Horn,
District Engineer
1590 Woodlake Drive
Chesterfield, MO 63017-5712
Tel.: 314-275-1500
Fax: 314-340-4119

Central Office

Mr. Patrick K. McKenna,
Director
P.O. Box 270
Jefferson City, MO 65102-0270
Tel.: 1-888-ASK-MoDOT
Fax: 573-751-6555
www.modot.org

Transportation Planning

Ms. Machele Watkins,
Transportation Planning Director
P.O. Box 270
Jefferson City, MO 65102-0270
Tel.: 573-526-1374
Fax: 573-526-8052

Southwest District

Ms. Becky Baltz, District Engineer
3025 East Kearney Street
P.O. Box 868
Springfield, MO 65801-0868
Tel.: 417-895-7600
Fax: 417-895-7711

Southeast District

Mr. Mark Shelton,
District Engineer
2675 North Main Street
P.O. Box 160
Sikeston, MO 63801-0160
Tel.: 573-472-5333
Fax: 573-472-5351

Regional Planning Commissions and Metropolitan Planning Organizations Contact Information

Boonslick Regional Planning Commission

Mr. Chad Eggen
Executive Director
111 Steinhagen
P.O. Box 429
Warrenton, MO 63383-0429
Tel.: 636-456-3473
Fax: 636-456-2329
Email: ceggen@boonslick.org

Bootheel Regional Planning and Economic Development Commission

Mr. David Blalock
Executive Director
105 E. North Main
Dexter, MO 63841-1770
Tel.: 573-614-5178
Fax: 573-614-5182
Email: david.blalock@nwcable.net

Capital Area Metropolitan Planning Organization

Ms. Janice McMillan
Director of Planning & Protective Services
City of Jefferson
320 East McCarty Street
Jefferson City, MO 65101-3198
Tel.: 573-634-6410
Fax: 573-634-6457
Email: jmcmillan@jeffcitymo.org

Columbia Area Transportation Study Organization

Mr. Tim Teddy
Director of Planning and Development
City of Columbia
701 East Broadway, City Building
P.O. Box 6015
Columbia, MO 65205-6015
Tel.: 573-874-7239
Fax: 573-874-7546
Email: ttteddy@gocolumbiamo.org

East-West Gateway Council of Governments

Mr. Jim Wild
Executive Director
One Memorial Drive, Suite 1600
St. Louis, MO 63102-2451
Tel.: 314-421-4220
Fax: 314-421-6120
Email: Jim.Wild@ewgateway.org

Green Hills Regional Planning Commission

Mr. Randy Railsback
Executive Director
1104 Main Street
P.O. Box 28
Trenton, MO 64683-0028
Tel.: 660-359-5636
Fax: 660-359-3096
Email: randy@ghrpc.org

Harry S Truman Coordinating Council

Ms. Jill Cornett
Executive Director
800 E. Pennell
Carl Junction, MO 64834-9502
Tel.: 417-649-6400
Fax: 417-649-6409
Email: jcornett@hstcc.org

Joplin Area Transportation Study Organization

Mr. Troy Bolander
Planning & Community Development
Manager
City of Joplin
602 South Main Street
Joplin, MO 64801-2316
Tel.: 417-624-0820, ext. 510
Fax: 417-625-4738
Email: tbolande@joplinmo.org

Kaysinger Basin Regional Planning Commission

Ms. Elizabeth Van Winkle
Executive Director
221 N 2nd St.
Clinton, MO 64735
Tel.: 660-885-3393
Fax: 660-885-4166
Email: elizabeth@kaysinger.com

Regional Planning Commissions and Metropolitan Planning Organizations Contact Information

Lake of the Ozarks Council of Local Governments

Ms. Linda Conner
Executive Director
P.O. Box 3553
Camdenton, MO 65020-3553
Tel.: 573-346-5692
Fax: 573-346-9686
Email: Linda.Conner@loclg.org

Mark Twain Regional Council of Governments

Ms. Robin Simpson
Executive Director
42494 Delaware Lane
Perry, MO 63462-2129
Tel.: 573-565-2203
Fax: 573-565-2205
Email: simpsoncog@rallstech.com

Meramec Regional Planning Commission

Ms. Bonnie Prigge
Executive Director
4 Industrial Drive
St. James, MO 65559-1689
Tel.: 573-265-2993
Fax: 573-265-3550
Email: BPrigge@meramecregion.org

Mid-America Regional Council

Mr. David Warm
Executive Director
600 Broadway, Suite 200
Kansas City, MO 64105-1659
Tel.: 816-474-4240
Fax: 816-421-7758
Email: dwarm@marc.org

Mid-Missouri Regional Planning Commission

Mr. Edward Siegmund
Executive Director
206 E. Broadway
P.O. Box 140
Ashland, MO 65010-0140
Tel.: 573-657-9779
Fax: 573-657-2829
Email: edwardsiegmund@mmrpc.org

Mo-Kan Regional Council

Mr. Tom Bliss
Executive Director
224 N. 7th St.
St. Joseph, MO 64501-2309
Tel.: 816-233-3144
Fax: 816-233-8498
Email: tom@mo-kan.org

Northeast Missouri Regional Planning Commission

Mr. David Davison
Executive Director
121 S. Cecil Street
P.O. Box 248
Memphis, MO 63555-0248
Tel.: 660-465-7281
Fax: 660-465-7163
Email: davedavison@nemorpc.org

Northwest Arkansas Regional Planning Commission

Mr. Jeff Hawkins
Executive Director
1311 Clayton Street
Springdale, AR 72762
Tel.: 479-751-7125
Fax: 479-751-7150
Email: jeff_1_hawkins@hotmail.com

Northwest Missouri Regional Council of Governments

Ms. Jackie Spainhower
Executive Director
114 West 3rd Street
Maryville, MO 64468-2237
Tel.: 660-582-5121
Fax: 660-582-7264
Email: jackie@nwmorcog.org

Regional Planning Commissions and Metropolitan Planning Organizations Contact Information

Ozark Foothills Regional Planning Commission

Ms. Felicity Ray
Executive Director
3019 Fair Street
Poplar Bluff, MO 63901-7044
Tel.: 573-785-6402
Fax: 573-686-5467
Email: felicity@ofrpc.org

Ozarks Transportation Organization

Ms. Sara Fields
Executive Director
2208 W. Chesterfield Blvd., Suite 101
Springfield, MO 65807
Tel.: 417-865-3042
Fax: 417-862-6013
Email: sfields@ozarkstransportation.org

Pioneer Trails Regional Planning Commission

Mr. Randy White
Executive Director
802 S. Gordon St., Room 102
P.O. Box 123
Concordia, MO 64020-0123
Tel.: 660-463-7934
Fax: 660-463-7944
Email: randy@trailsrc.org

South Central Ozark Council of Governments

Mr. Johnny Murrell
Executive Director
4407 County Road 2340
P.O. Box 100
Pomona, MO 65789-0100
Tel.: 417-256-4226
Fax: 417-256-6188
Email: jmurrell@scocog.org

Southeast Metropolitan Planning Organization

Ms. Molly Hood
Executive Director
401 Independence
Cape Girardeau, MO 63703
Tel: 573-339-6327
Fax: 573-339-6303
Email: mhood@CityofCapeGirardeau.org

Southeast Missouri Regional Planning and Economic Development Commission

Mr. Chauncy Buchheit
Executive Director
1 West St. Joseph Street
P.O. Box 366
Perryville, MO 63775-0366
Tel: 573-547-8357
Fax: 573-547-7283
Email: cbuchheit@semorpc.org

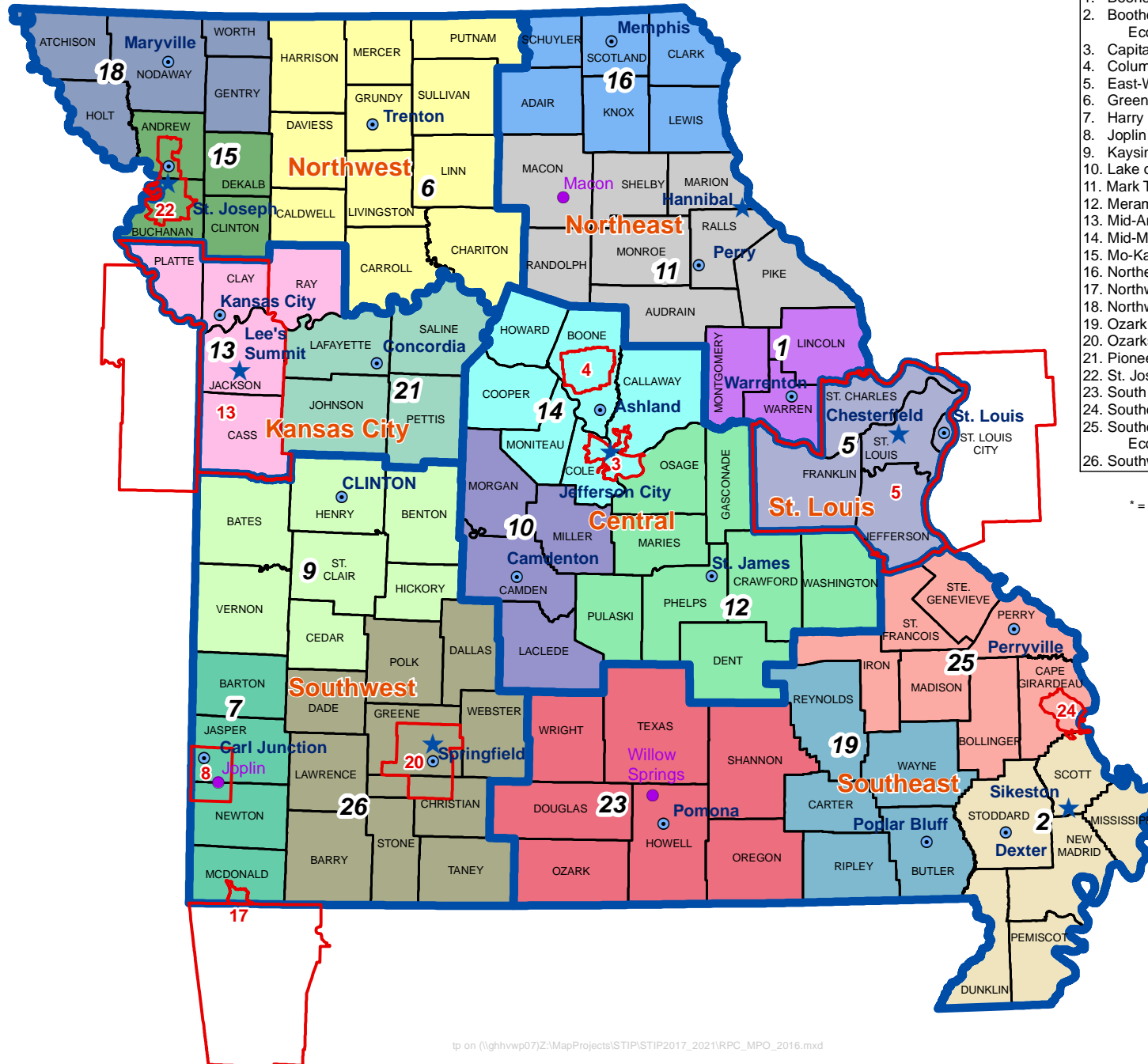
Southwest Missouri Council of Governments

Ms. Diane May
Executive Director
901 S. National Avenue
Springfield, MO 65897-0027
Tel.: 417-836-6900
Fax: 417-836-4146
Email: dianemay@missouristate.edu

St. Joseph Area Transportation Study Organization

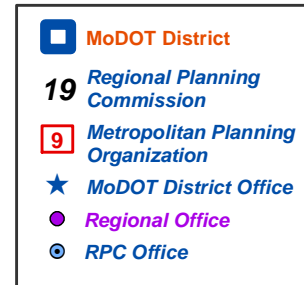
Mr. Andy Clements
Asst. Director of Public Works &
Transportation
City of St. Joseph, City Hall
1100 Frederick Avenue
St. Joseph, MO 64501-2377
Tel.: 816-271-4653
Fax: 816-271-5355
Email: aclements@ci.st-joseph.mo.us

Missouri Regional Planning Commissions and Metropolitan Planning Organizations



1. Boonslick Regional Planning Commission	636-456-3473
2. Bootheel Regional Planning & Economic Development Commission	573-614-5178
3. Capital Area Metropolitan Planning Organization	573-634-6410
4. Columbia Area Transportation Study Organization	573-874-7239
5. East-West Gateway Council of Governments*	314-421-4220
6. Green Hills Regional Planning Commission	660-359-5636
7. Harry S Truman Coordinating Council	417-649-6400
8. Joplin Area Transportation Study Organization	417-624-0820
9. Kaysinger Basin Regional Planning Commission	660-885-3393
10. Lake of the Ozarks Council of Local Governments	573-346-5692
11. Mark Twain Regional Council of Governments	573-565-2203
12. Meramec Regional Planning Commission	573-265-2993
13. Mid-America Regional Council*	816-474-4240
14. Mid-Missouri Regional Planning Commission	573-657-9779
15. Mo-Kan Regional Council	816-233-3144
16. Northeast Missouri Regional Planning Commission	660-465-7281
17. Northwest Arkansas Regional Planning Commission	479-751-7125
18. Northwest Missouri Regional Council of Governments	660-582-5121
19. Ozark Foothills Regional Planning Commission	573-785-6402
20. Ozarks Transportation Organization	417-865-3042
21. Pioneer Trails Regional Planning Commission	660-463-7934
22. St. Joseph Area Transportation Study Organization	816-271-4653
23. South Central Ozark Council of Governments	417-256-4226
24. Southeast Metropolitan Planning Organization	573-339-6327
25. Southeast Missouri Regional Planning & Economic Development Commission	573-547-8357
26. Southwest Missouri Council of Governments	417-836-6900

* = Organizations functioning as both RPC and MPO
(Boundaries for the Mid-America Regional Council RPC and MPO vary)



MoDOT Districts 1-888-ASK-MODOT (275-6636)

Prepared by
Missouri Department of Transportation
Transportation Planning
www.modot.org

February 24, 2016



Section 2 – Introduction, Public Involvement, and Reference Information

Missouri Statewide Transportation Improvement Program

Missouri's transportation system faces a long-term insufficient funding challenge. Though recent events have provided the resources to maintain the system in its current condition or slightly below, the current condition is not acceptable to many Missourians. Simply put, the current condition costs Missourians money, lost time and productivity and limits economic development relative to neighboring states. The ability to deliver the types of transportation improvements Missourians have said they desire is still compromised.

A year ago, the Missouri Department of Transportation's (MoDOT) annual financial forecast predicted that by fiscal year 2017 MoDOT would be unable to fully match federal transportation dollars and its construction budget would fall to \$325 million annually. That prediction prompted the Missouri Highways and Transportation Commission (MHTC) to adopt Missouri's 325 System which would have prioritized MoDOT's capital investment on just 8,000 miles of the state's primary highways.

A combination of fortuitous events, however, allowed the MHTC to rescind the 325 system in early 2016. First, an uptick in the economy allowed MoDOT's state revenues to exceed expectations by \$47 million in Fiscal Year 2015. With lower fuel prices, people drove more and bought more gasoline. Plus, motor vehicles sales were up as people bought more cars and the cars they purchased were more expensive. We have adjusted our financial forecast upward to reflect this trend. An external event driving up the price of fuel may require a downward adjustment.

Second, the U.S. Congress passed the FAST Act (Fixing America's Surface Transportation) in December 2015, which provides a fully funded, five-year federal transportation program that provides MoDOT with a degree of certainty that federal funds will not be interrupted. That certainty will allow MoDOT to pay down its cash balance from \$758 million at the beginning of fiscal year 2017 to approximately \$215 million by the end of fiscal year 2021 toward its federal match. Deficit spending comes with its own risks and is unsustainable.

Finally, MoDOT is now receiving federal reimbursement for some of its preventive maintenance activities – striping, asphalt pavement repair and chip seals – to the tune of \$40 million per year. These expenses had previously been paid by the state, and limit amounts available for contract awards, but matching federal funds is a priority.

As a result, MoDOT's contractor awards for the 2017-2021 Statewide Transportation Improvement Program (STIP) cycle are going to average approximately \$800 million per year.

In some areas of the state, it's enough to be able to take care of the system in the condition it is in today, and do a little more -- like safety projects and congestion relief projects at spot locations. In other areas, every dollar will be needed to take care of the system, and we will still lose ground in asset condition over the long haul. Also, it won't enable the reconstruction and expansion of Interstate 70 – a long overdue need – or the major needs of any of Missouri's other aging interstates and major river crossings.

This level of funding won't allow for a reduction in the number of critical-condition bridges in the state, which stands today at about 640. Instead, this Statewide Transportation Improvement Program (STIP) will hold steady. Each year, about 100 bridges fall into the critical category – one or two steps away from being closed. And each year, about 100 bridges are repaired or replaced. The overall number will remain relatively constant; only the locations will change. Also, there are about 1,345 bridges that have weight restrictions, and some bridges are both in critical condition and weight restricted.

And this STIP won't allow for the types of expansion projects that typically spur economic development and create jobs.

In February 2016, the MHTC took actions to enable progress toward delivering systematic safety improvements intended to drive down growing fatality numbers, maximize distribution of funds to the districts to give them the greatest opportunity to meet their system condition goals, and make more progress toward meeting MoDOT's federally required Americans with Disabilities Act (ADA) transition plan.

With contractor awards in the 2017-2021 STIP averaging \$800 million per year, MoDOT will be able to dedicate funds to safety, and through asset management planning, address system condition according to performance and utility.

The MHTC voted to increase funding for the STIP's safety category from \$25 million per year to \$35 million per year, with \$3 million per year for statewide initiatives and \$32 million per year to the districts. The MHTC also voted to release Fiscal Year 2018 cost-share funds for distribution to the districts using "taking care of the system" factors, and eliminated the "Major Projects & Emerging Needs" funding category to allow all remaining funds to be distributed in the "Flexible" funding category. [NOTE: This does not change distribution of funds as both categories had identical formulas and criteria.] Revising federal Transportation Alternatives funding (previously known as enhancement funds) from 75 percent allocated for local programs and 25 percent allocated for MoDOT statewide usage to a 50-50 split will free funds that can be dedicated to completing the federally required ADA transition plan.

This STIP includes the proposed discontinuation of three local programs, which will no longer be managed through the sub allocation process. In 1992, MHTC authorized continuation of these three programs even though they were no longer required by active transportation bills. MoDOT's funding for the three programs were approved each year in the STIP. The Small Urban Surface Transportation Program-Small Cities (STP-SU) and On-System Bridge Replacement and Rehabilitation Program-Large and Small Cities (BRM) have not been included in a federal transportation bill since 1991 (ISTEA), and are being discontinued. The last allocation to cities for these programs will be made in State Fiscal Year (SFY) 2016.

Existing balances will remain available for use until September 30, 2019. See Section 6 for additional information about these programs. Comments about these changes, or any other comments about the draft STIP, will be accepted during the 30-day public comment period provided from May 11, 2016 through June 10, 2016.

Introduction

The Missouri Department of Transportation (MoDOT), in accordance with state and federal law, has prepared this Statewide Transportation Improvement Program (STIP), for state fiscal years 2017 through 2021 (July 1, 2016, through June 30, 2021). The STIP is prepared annually and includes projects proposed for funding under the Fixing America's Surface Transportation (FAST) Act of 2015, FAA Modernization and Reform Act of 2012, and state revenue. FAST was signed into law on December 4, 2015. It funds highways, highway safety, transit, and rail improvements for the five-year period from 2016 through 2020. This document meets all state and federal requirements and is fiscally constrained.

The STIP establishes work for a rolling five-year period of time. As each year is completed, the STIP is updated and a new year is added.

Public Involvement

Public involvement in project development and programming activities is a key element in gaining public acceptance critical to the success of any transportation improvement program. The recent multi-year federal transportation bills have emphasized the necessity of public involvement. In Missouri, the approach is primarily to seek involvement from four groups: metropolitan planning organizations, regional planning commissions, local officials and the general public. Through public involvement, all Missourians have a say in how transportation dollars are spent.

Metropolitan planning organizations represent urbanized areas with populations over 50,000. They are responsible for transportation planning within their regions. Regional planning commissions represent multi-county rural regions and are charged with coordinating functions of local governments, including transportation planning. The public is involved in the planning process in two ways: 1) through election of the local officials who comprise the regional planning commission and metropolitan planning organization boards of directors; and 2) through direct contact with MoDOT, metropolitan planning organizations, regional planning commissions or local officials. (See Section 1 for contact information regarding metropolitan planning organizations, regional planning commissions and MoDOT district offices.)

Public involvement for development of transportation improvements begins several years before the projects actually appear in the STIP.

Transportation planning consists of a series of decisions that direct the use of current and future available resources to accomplish Missouri's transportation goals. The current transportation planning process can be summarized in the following steps.

1. Develop Missouri's long range transportation plan
2. Identify and prioritize needs
3. Develop solutions and design projects
4. Prioritize and select projects for the STIP's Highway and Construction Schedule

Develop Missouri's Long Range Transportation Plan

MoDOT's long-range transportation plan identifies the state's transportation vision for the next 20 years. The plan also identifies what the public expects of the state transportation system.

MoDOT's current long range transportation plan was completed in February 2014. The federally required plan, called "A Vision for Missouri's Transportation Future," is designed to guide transportation decision-making throughout the state. It was developed after an intense seven-month public engagement period that resulted in over 12,000 suggestions ranging from big picture ideas to localized projects.

Based on the input received, four goal areas were established: 1) take care of the transportation system and services we enjoy today; 2) keep all travelers safe, no matter the mode of transportation; 3) invest in projects that spur economic growth and create jobs; and 4) give Missourians better transportation choices (more viable urban and rural transit, friendlier bike and pedestrian accommodations, improvements in rail, ports and airport operations).

The vision is Missouri's ideal transportation system, but without additional resources, MoDOT will not be able to deliver this vision. At present levels of funding, MoDOT is focused on the public's top priority: taking care of the existing system.

The plan, including what Missourians said should be priorities over the next 20 years, can be found at www.missourionthemove.org.

Identify and Prioritize Needs

There are many transportation problems, often called needs, on Missouri's transportation system. Identifying these needs is a continuous process and crucial for successful planning. For example, one need might be redesigning a high-accident location, such as an intersection; another need might be a location improvement that helps a new business move products more efficiently. There are two levels of needs identification, regional and statewide, and they are classified in two groups – physical system condition needs and functional needs. Physical system condition needs target the state of repair of road and bridge components. Functional needs target how well the transportation system is operating.

Statewide needs are identified formally through the long-range transportation planning process, and public outreach is done in conjunction with the long-range transportation plan development. These needs typically cross several county lines, and involve interstates and major highways.

MoDOT districts work with planning partners – such as local and regional elected and community officials, and representatives of the metropolitan planning organizations and regional planning commissions – to identify regional transportation needs. Specific methods and timeframes are discussed in the implementation section of MoDOT's planning framework for guiding transportation decisions and investments.

Prioritizing needs is the process of deciding which problems, from the list of identified needs, should be addressed first. This can be a difficult task given a wide variety of needs. Not only do needs have different subject matter – safety, maintenance or economic development – they have varying time horizons. A structurally deficient bridge might be a more immediate need than a resurfacing project. However, simply being an immediate need does not guarantee a higher priority. These complicated decisions require a coordinated effort from many groups.

Needs prioritization is based on the goals in Missouri's long-range transportation plan. MoDOT districts work with planning partners to prioritize regional needs annually. Each region develops a program that first addresses its asset management goals of maintaining the current condition. If a region has funds remaining after programming the work needed to keep its system at its current condition, then other regional needs may be considered and programmed. Needs will be prioritized using the processes established in MoDOT's planning framework, which are based primarily on objective data. Information regarding the planning framework can be found in MoDOT's Engineering Policy Guide at http://epg.modot.org/index.php?title=121.2_The_Planning_Process. Using the results of the prioritization process as a starting point, MoDOT districts work with planning partners to divide needs into three categories.

- High – Resources are focused on addressing these needs first. They are the first to be selected for preliminary engineering.
- Medium – These needs may be addressed as additional resources become available.
- Low – No work is in progress to address these needs at this time.

The high-priority needs list is fiscally constrained to about 10 years of funding and is not a commitment to design or construct projects. Existing needs will be re-evaluated each time needs are prioritized. Some high-priority needs may never be designed or constructed due to prohibitive costs, changing priorities or other reasons. Needs from the high-priority list will be selected for preliminary project design.

Develop Solutions and Design Projects

When the high-priority needs have been identified, they are evaluated to find the best solution to the problem based on engineering expertise, public input and financial considerations. Environmental impact is another factor that influences the development and selection of a solution. There are a variety of environmental reviews that must occur for the proposed solutions. Some solutions may be less desirable or eliminated from consideration due to the extent of the environmental impacts. After a solution is agreed upon, design plans are started.

Determining the cause of a problem is often more complicated than might be expected. For instance, a high incidence of accidents at a given intersection might be due to poor sight distances, weather conditions, signal timing, roadway geometry or even reckless driving. Identifying the primary reason or combination of reasons for the problem is key to developing effective solutions.

When a problem is identified, the natural tendency for any problem-solver is to immediately offer the solution. Effective planning requires developing many possible solutions in order to capture the most efficient and effective solution. MoDOT engineers and planners are experts at generating good solutions to transportation problems. MoDOT staff is even more effective when working with local and regional officials to generate the solutions. This process reveals issues and concerns that may not have previously been evident.

The public's involvement in defining needs and determining the appropriate solutions will take several forms. The public may actually initiate the investigation of needs by contacting MoDOT or its planning partners. The public, through its local officials, has representation in determining the best solution for the transportation need. As MoDOT develops public involvement plans for specific projects, the public will have further opportunity to review concepts and provide input.

Prioritize and Select Projects for Construction

Deciding which projects to do and when to do them is a complicated and often controversial matter. Gathering and discerning public input is crucial to realizing the full benefit of available funds for Missouri's transportation system. MoDOT relies on local and regional planning agencies for this process.

The project prioritization processes are based primarily on data and serve as a starting place for determining the best candidates for funding. There are separate project prioritization processes for each category in MoDOT's funding distribution method.

Each region must first develop a program to reach its asset management goals. After a region demonstrates it can reach those goals, it may prioritize and fund other regional needs. The project prioritization processes include the following.

- Safety
- Taking care of the system
- Interstates and major bridges
- Flexible and other regional needs

Projects are divided into three categories - high, medium and low - within each funding category. Each time projects are prioritized, existing projects not yet programmed for construction are re-evaluated.

Projects are prioritized against other projects in the same funding category. Smaller projects and those intended to take care of the existing system are compared with one another. And, once a region demonstrates it can meet its asset management goals, similar size regional projects may be prioritized against one another. MoDOT works with local and regional officials to determine the priority of the projects in each funding category. Projects on the high-priority project list are candidates for funding. The projects selected for funding are shown in Section 4.

Additionally, each of Missouri's nine metropolitan planning organizations (MPO) located in Cape Girardeau (Southeast Metropolitan Planning Organization - SEMPO), Columbia (Columbia Area Transportation Study Organization - CATSO), Fayetteville-Springdale-Rogers AR (and a small part of McDonald County,-MO) (Northwest Arkansas Regional Planning Commission), Jefferson City (Capital Area Metropolitan Planning Organization - CAMPO), Joplin (Joplin Area Transportation Study Organization - JATSO), Kansas City (Mid-America Regional Council - MARC), St. Joseph (St. Joseph Area Transportation Study Organization - SJATSO), St. Louis (East-West Gateway Council of Governments - EWGCOG) and Springfield (Ozarks Transportation Organization - OTO) prepares a Transportation Improvement Program (TIP) and a long-range transportation plan (LRTP) for its MPO area. These TIPs are the accumulation of federally funded projects proposed by their local governments and MoDOT. These projects are consistent with the LRTP's goals and objectives. MoDOT uses public input received throughout the year to develop its submittal for the MPO's TIP. Each MPO has an approved public involvement plan for its respective area that allows for review and feedback from individual citizens, organizations, agencies and local area governments. Using public input as one of its decision factors, the MPO determines the projects in its area that will be programmed for construction. Northwest Arkansas Regional Planning Commission, representing the

Fayetteville-Springdale-Rogers AR-MO metropolitan area, is Missouri's newest MPO. It is an expansion of Arkansas's MPO into a small part of McDonald County, Missouri, which took effect in June 2014.

These TIPs are incorporated by reference into the five-year STIP without modification. (See Section 9.)

Public Review Period

Comments from the public and the planning partners are considered throughout the year in an effort to maximize Missouri's resources. Based on public and engineering input, a draft of the STIP is published, followed by a 30-day public review period. During this public review period, the program is distributed to MoDOT districts for public access, and the Federal Highway Administration (FHWA) and Federal Transit Administration (FTA) for review. The STIP is also available on MoDOT's Web site at www.modot.org/plansandprojects/index.htm. Citizens have the opportunity to provide comments by mail, e-mail or telephone (by calling 1-888-ASK-MODOT) to district representatives during this time period. MoDOT responds to the comments received through an acknowledgement or by providing additional information, depending on the nature of the comment. Most answers or acknowledgements are sent within five business days of receiving the comment. Some comments require more time for research before an answer can be provided. Changes are made as appropriate in response to comments before a final STIP is developed and presented to the Missouri Highways and Transportation Commission (MHTC) for approval. Input from this part of the process will be used to measure the effectiveness of the program and to begin making improvements on next year's program. The STIP becomes effective when approved by the MHTC as well as the FHWA and FTA.

Program Amendments

After the STIP has been approved, which typically occurs in July, project changes may occur. Projects may need to be added or revised because of unforeseen circumstances. These changes are referred to as amendments. The public involvement process for STIP amendments occurs prior to incorporating the project in the program. Public involvement for projects inside a MPO area will be coordinated by the MPO according to its approved TIP amendment process.

A seven-day public comment period is provided for all proposed amendments and administrative amendments to the STIP. Administrative modifications do not require a seven-day public comment period. All projects, regardless of proposal time, follow the public involvement processes and policies defined in MoDOT's planning framework.

Reference Information

Administrative Amendment – Administrative amendments are project revisions involving the addition of federally-funded scoping projects, state-funded regionally significant scoping projects, hardship right of way purchases, emergency projects, major scope changes without budget changes, the splitting of general location projects into specific locations or the addition of right of way to construction projects already in the Statewide Transportation Improvement Program (STIP) with no net budget change (uninflated). Administrative amendments require Missouri Highways and Transportation Commission and Federal Highway Administration / Federal Transit Administration approval. The Missouri Highways and Transportation Commission has delegated authority to approve administrative amendments to the Chief Engineer. Administrative amendments occur between annual STIP updates.

Administrative Modification – Administrative modifications are project revisions involving the addition of state-funded non-regionally significant scoping projects, fiscally constrained changes to existing projects such as splitting or incorporating projects or changing fiscal years, minor scope changes without budget changes, adding funding sources to projects, advance construction changes and technical corrections. Administrative modifications require Missouri Highways and Transportation Commission approval but not Federal Highway Administration / Federal Transit Administration approval. The Missouri Highways and Transportation Commission has delegated authority to approve administrative modifications to the Chief Engineer. Administrative modifications occur between the annual updates of the STIP.

Advance Construction – This is a mechanism that allows a project to be funded with state funds now and preserves a project's eligibility for federal reimbursement in the future.

Amendment – Amendments are project revisions involving the addition of new projects, deletion of existing projects, or a budget change to an existing project. Amendments require Missouri Highways and Transportation Commission and Federal Highway Administration / Federal Transit Administration approval. Amendments occur between the annual STIP updates.

Amendment 3 – This is a bonding referendum passed by voters in November 2004 that provides additional funds for transportation projects. The funding made available resulted in three initiatives: the Smooth Roads Initiative, the Acceleration of Projects and New Major Projects (original and additional).



American Recovery and Reinvestment Act (ARRA) – On February 17, 2009, President Barack Obama signed this federal act to help spur the national economy. ARRA included funding for shovel-ready transportation projects.

Anticipated Fed Cat – Anticipated Federal Funding Categories include C.M.A.Q., Earmark, NHFP, NHPP, S.T.P., and Safety. An anticipated federal funding category of “State” indicates no federal funds are anticipated to be used on the project. The anticipated federal category identifies the likely type of federal funding that will be used on the project.

Asset Management – A strategic practice focused on using limited resources for the preservation, operation and management of the state’s transportation infrastructure.

At-Grade Intersection – This is an intersection of two or more roadways that provides for vehicular and pedestrian traffic movement on the same level of the riding surface.

C.M.A.Q. – Congestion Mitigation and Air Quality Improvement Program – Federal funds allocated to state and local governments for transportation projects and programs to help meet the requirements of the Clean Air Act.

Culvert – This is a drainage structure constructed beneath the roadway. Box sections, pipes and arches are examples of various culvert shapes.

Deck – This is the portion of a bridge that provides the riding surface for vehicular and pedestrian traffic. The deck distributes loads to the superstructure elements.

Earmark – Federal funds dedicated to a specific project.

Engineering – This is the work required to develop a project’s scope and detailed design, as well as the inspection of a construction project.

Expansion Project – A transportation improvement that increases the capacity of the transportation system, such as new lanes, interchanges or bridges.

Expressway – This is a multilane, divided highway where access is allowed at public roads via at-grade intersections.

FAST Act – On December 4, 2015, President Obama signed into law the Fixing America’s Surface Transportation Act, which authorizes the federal surface transportation programs for highways, highway safety, transit and rail for the five-year period from 2016 through 2020.

Federal-Aid Highways – Those roads which are eligible for federal funding under Title 23 of the United States Code, except roads classified as local or rural minor collector. Other exceptions apply to this general rule.

Fiscal Constraint – This is the demonstration that sufficient funds are reasonably expected to be available to cover the anticipated project costs within the five-year window of the STIP.

Fiscal Year – This is the 12-month period to which the annual STIP budget applies. The State of Missouri fiscal year is July 1 through June 30. The STIP fiscal year is July 1 through June 30. The federal fiscal year is October 1 through September 30.

FFOS – Funding From Other Sources – These are funds applied to a project that are from sources other than the funding distribution categories available for district use.

FHWA – Federal Highway Administration – This is the federal agency that provides financial and technical support for the construction, improvement and preservation of the highway system.

Flexible and Other – A STIP funding category which may be used for any type of system improvement, including safety, condition, or operational improvements. This funding category may also be used for capacity and expansion projects if a district has sufficient other funds to meet their asset management goals.

Freeway – This is a multilane, divided highway where access is provided only at grade-separated interchanges.

Geometric Improvement – This is a roadway improvement other than a surface treatment, such as adding turn lanes or widening an intersection.

Intersection – This is where two or more roadways meet. An at-grade intersection has two or more roadways that provide for traffic movement on the same level.

Interchange – This is where two or more roadways meet. An interchange has two or more roadways that provide for the movement of traffic on different levels (grade separated).

Lane – This is the travel path of one vehicle on a roadway and usually delineated by a dashed or solid stripe.

Let – This means to advertise projects and take bids from contractors to perform the work.

Long-Range Transportation Plan (LRTP) – This is a multimodal transportation plan covering a period of at least 20 years developed through the statewide transportation planning process.

MAP-21 – On July 6, 2012, President Obama signed into law the Moving Ahead for Progress in the 21st Century Act of 2012, which authorized the federal surface transportation programs for highways, highway safety, and transit for the two-year period from 2013 through 2014. MAP-21 was extended through most of 2015.

MPO – Metropolitan Planning Organization – This is the entity responsible for transportation planning in urbanized areas with populations greater than 50,000. The nine MPO's in Missouri serve the Cape Girardeau, Columbia, Fayetteville-Springdale-Rogers AR (and a small part of McDonald County, MO), Jefferson City, Joplin, Kansas City, St. Joseph, St. Louis and Springfield metropolitan areas. Also see TMA.

Major Highway System – This system includes all of Missouri's most traveled roads. It consists of approximately 5,500 miles that carry nearly 80 percent of the state's traffic. Approximately 95 percent of Missouri residents live within 10 miles of these roads.

Major Bridge – A major bridge is any bridge with a total length of at least 1,000 feet. There are 209 major bridges in Missouri, located mainly over larger lakes, rivers, and interchanges.

Minor Highway System – This system includes any road that is not on the Major Highway System. This system consists of approximately 28,000 miles, which carry nearly 20 percent of the state’s traffic. These roads are often referred to as farm-to-market roads in the state’s rural areas.

National Highway System – This is a system of major highway networks established by the federal government that includes interstate routes, most urban and rural principal arterials, the defense strategic highway network and strategic highway connectors.

NHFP – National Highway Freight Program – This program was created with the FAST Act, and provides funding for projects included in the State Freight Plan.

NHPP – National Highway Performance Program – This is one of several categories of federal transportation funds and can be used for road, bridge, or other improvements. This category was created in MAP-21 and incorporates the former federal categories of National Highway System, Bridge and Interstate Maintenance.

Passenger Rail Investment and Improvement Act (PRIIA) – On October 16, 2008, President George W. Bush signed the Passenger Rail Investment and Improvement Act. PRIIA reauthorized the National Railroad Passenger Corporation, better known as Amtrak, and strengthened the US passenger rail network by tasking Amtrak, the U.S. Department of Transportation (US DOT), Federal Railroad Administration (FRA), States, and other stakeholders in improving service, operations, and facilities for fiscal years 2009 through 2013. PRIIA was extended through 2015.

Planning Framework – Since 2004, this is MoDOT’s process of involving the general public and planning partners, which represent regions of the state, and local areas, in the identification and prioritization of transportation needs and projects.

Programmed – This means a project has right of way and/or construction funds committed for expenditure within the five state fiscal years of the Statewide Transportation Improvement Program.

Reconstruction – This is a type of improvement designed to replace the existing roadway or bridge when it has reached the end of its useful life. Reconstruction is often accompanied by improvements to the highway’s functional and operational capacity.

Regionally Significant Project - This is a transportation project on a facility that serves regional transportation needs (such as access to and from the area outside the region; major activity centers in the region; major planned developments such as new retail malls, sports complexes, or employment centers; or transportation terminals) and would normally be included in the modeling of the metropolitan area's transportation network. At a minimum, this includes all principal arterial highways and all fixed guide way transit facilities that offer a significant alternative to regional highway travel.

Rehabilitation – This is a type of improvement designed to preserve and extend the service life and enhance the safety of an existing roadway or bridge when total replacement is not warranted.

Right of Way – This is land or property used specifically for transportation purposes.

Safe & Sound Bridge Improvement Program – This is an initiative to improve 802 bridges throughout the state by December 31, 2013. A team of contractors and designers was selected to replace more than 550 bridges as part of a single design-build package. The remaining bridges will be rehabilitated using a modified design-bid-build approach.



SAFETEA-LU – On August 10, 2005, President George W. Bush signed the Safe, Accountable, Flexible, Efficient Transportation Equity Act: A Legacy for Users (SAFETEA-LU). SAFETEA-LU authorized the federal surface transportation programs for highways, highway safety, and transit for the five-year period from 2005 through 2009. SAFETEA-LU was extended through mid-2012.

Safety Funds – A federal and STIP funding category for eligible safety related activities, with a goal of reducing traffic crashes.

State Funds – State revenue generated through Missouri taxes, licenses, permits, and fees.

Statewide Interstate and Major Bridge Funds – A STIP funding category focused on improving the condition of interstates and bridges longer than 1000 feet.

STIP – Statewide Transportation Improvement Program – This is a fiscally constrained five-year listing of transportation projects in Missouri.

STP – Surface Transportation Block Grant Program – This is one of several categories of federal transportation funds and can be used for road, bridge or other improvements. Prior to the FAST Act, this program was known as the Surface Transportation Program.

Substructure – This is the abutments, piers or other bridge elements built to support the bridge superstructure. The substructure transfers loads from the superstructure to the ground.

Superstructure – This is the portion of a bridge that supports the bridge deck and traffic loads. The superstructure transfers these loads to the bridge substructure. Examples of superstructure types include trusses, concrete I-beams and steel I-beams.

Taking Care of The System – A STIP funding category focused on maintenance or preservation-type improvements that preserve the existing transportation system.

TEA-21 – The U.S. Congress passed the Transportation Equity Act for the 21st Century (TEA-21) on June 9, 1998. It provided authorizations for highways, highway safety, and mass transit for six years. TEA-21 expired September 30, 2003.

TIP – Transportation Improvement Program – This is a fiscally constrained four-year listing of transportation projects within metropolitan planning organizations.

TMA – Transportation Management Area – This is the entity responsible for transportation planning in urbanized areas with populations greater than 200,000. Missouri's four TMAs serve the Kansas City, St. Louis, Springfield and Fayetteville-Springdale-Rogers, Arkansas metropolitan areas, which now includes a small part of McDonald County in southwest Missouri.

Work Zone – This is a designated area where highway construction or maintenance is taking place.

Section 3 – Scoping and Design Projects

2017 – 2021 Scoping and Design Projects

The purpose of this section is to identify potential future highway and bridge projects. These projects may be in the evaluation stage, which is called project scoping, or may be further along in the preliminary design process. **Projects listed in this section are not commitments to construct or implement an improvement.** These commitments won't be made until the NEPA process is completed. These projects are being included in the STIP for informational purposes and subsequent phases have not yet been determined or are beyond the STIP horizon period.

After needs have been identified and prioritized, the higher priority needs are included in this section. Next, a core team is formed, comprising personnel from various MoDOT departments. The core team investigates the problem or concern. The core team develops several solutions that may be either short term or long term. Some problems have no transportation or construction solution and instead may require public education or assistance through law enforcement.

Once a solution is selected, additional preliminary design work occurs. Design progresses up to a point at which MoDOT is confident the solution will properly address the problem or concern and of the improvement's cost. The potential project moves into the next stage of the planning framework, which is the prioritization and selection of projects for construction. Projects that have been prioritized and selected for construction are listed in the construction program (see Section 4.) Only the construction projects in Section 4 represent a commitment by MoDOT to build the project.

Please see Section 2 for additional discussion regarding how a need becomes a project through the planning framework process of identifying and prioritizing needs, to developing solutions, to prioritizing and selecting projects for construction.

The amount of time a potential project spends in the scoping and design phase varies. Some potential projects are more complex than others, and they might remain in the scoping and design phase for several years. This is especially true for projects such as Missouri and Mississippi River bridge replacements, new roadway construction, or converting a two-lane road to a four-lane road.



2017 - 2021 Scoping and Design Projects

						STATE FISCAL YEAR PROJECT BUDGETING (ENGINEERING)		
						Prior Prog.	7/2016- 6/2017	7/2017- 6/2021
County: Andrew Route: IS 29 Anticipated Federal Category: NHPP	Job No: 113109	Scoping for bridge improvements over Hopkins Creek, 0.2 mile south of Rte. T near Amazonia. Project involves twin bridges A1293 in the northbound and southbound lanes.	Fed 3	State 1	Local 0 Future Cost: 1,001 - 2,000	3	3	1
County: Andrew Route: RT DD Anticipated Federal Category: S.T.P.	Job No: 153171	Scoping for pavement improvements from Rte. T, in Savannah, to Rte. 59 in St. Joseph.	Fed 3	State 0	Local 0 Future Cost: 301 - 1,000	0	2	1
County: Atchison Route: IS 29 Anticipated Federal Category: NHPP	Job No: 113110	Scoping for bridge improvements over the Nishnabotna River, 1 mile south of the Iowa State line. Involves twin bridges A2369 in the northbound and the southbound lanes.	Fed 3	State 1	Local 0 Future Cost: 1,001 - 2,000	3	3	1
County: Buchanan Route: IS 229 Anticipated Federal Category: NHPP	Job No: 110904	Scoping for pavement improvements from Rte. 371 (22nd Street) to I-29 in St. Joseph.	Fed 3	State 0	Local 0 Future Cost: 1,001 - 2,000	5	2	1
County: Buchanan Route: IS 229 Anticipated Federal Category: NHPP	Job No: 113053	Scoping for bridge improvements on I-229 viaduct in downtown St. Joseph. Project involves twin bridges A2225.	Fed 8	State 2	Local 0 Future Cost: 10,001 - 15,000	15	5	5
						Federal Oversight		
County: Buchanan Route: RT AC Anticipated Federal Category: S.T.P.	Job No: 153030	Scoping for bridge and intersection improvements at Rte. 36 intersection in St. Joseph. Project involves bridge A2822.	Fed 8	State 2	Local 0 Future Cost: 2,001 - 5,000	12	5	5
County: Caldwell Route: US 36 Anticipated Federal Category: NHPP	Job No: 1P3165	Scoping for pavement improvements from Rte. 13 to the Livingston County line, near Hamilton. Westbound lanes only.	Fed 3	State 0	Local 0 Future Cost: 2,001 - 5,000	0	2	1



2017 - 2021 Scoping and Design Projects

Transportation Planning

PO Box 270
Jefferson City, MO 64102

						STATE FISCAL YEAR PROJECT BUDGETING (ENGINEERING)		
						Prior Prog.	7/2016- 6/2017	7/2017- 6/2021
County: Carroll Route: RT Z Anticipated Federal Category: NHPP	Job No: 2S2185	Scoping for bridge improvements over Tater Hill Creek, 1.1 miles north of Rte. 65. Project involves bridge T0267.	Fed 3	State 0	Local 0 Future Cost: 301 - 1,000	20	2	1
County: Chariton Route: MO 129 Anticipated Federal Category: S.T.P.	Job No: 1S3170	Scoping for pavement improvements from Rte. 36 to Rte. 24 in Salisbury.	Fed 3	State 0	Local 0 Future Cost: 1,001 - 2,000	0	2	1
County: Chariton Route: MO 139 Anticipated Federal Category: NHPP	Job No: 1S3157	Scoping for bridge improvements over Grand River Overflow, 1.6 miles west of Rte. EE near Sumner. Project involves bridge R0420.	Fed 3	State 1	Local 0 Future Cost: 1,001 - 2,000	0	3	1
County: Chariton Route: MO 5 Anticipated Federal Category: S.T.P.	Job No: 1P3024	Scoping for pavement improvements from Marceline to Rte. 24 in Keytesville.	Fed 3	State 0	Local 0 Future Cost: 2,001 - 5,000	35	2	1
County: Daviess Route: MO 190 Anticipated Federal Category: NHPP	Job No: 1S3159	Scoping for bridge improvements over Clear Creek, 0.3 mile east of Rte. V near Lock Springs. Project involves bridge S0442.	Fed 3	State 1	Local 0 Future Cost: 301 - 1,000	0	3	1
County: Dekalb Route: US 36 Anticipated Federal Category: NHPP	Job No: 1P3145	Scoping for intersection improvements at I-35, and at Bob Griffin Road in Cameron.	Fed 8	State 2	Local 0 Future Cost: 5,001 - 10,000	0	5	5
County: Dekalb Route: RT A Anticipated Federal Category: NHPP	Job No: 1S3136	Scoping for bridge improvements over Lost Creek, 0.5 mile south of Rte. W near Maysville. Involves bridge A1378.	Fed 14	State 3	Local 0 Future Cost: 301 - 1,000	0	2	15
County: Gentry Route: US 169 Anticipated Federal Category: NHPP	Job No: 1P3106	Scoping for bridge improvements over Middle Fork Grand River, 0.6 mile east of Rte. YY near Gentry. Project involves bridge A0729.	Fed 14	State 3	Local 0 Future Cost: 301 - 1,000	3	2	15



2017 - 2021 Scoping and Design Projects

						STATE FISCAL YEAR PROJECT BUDGETING (ENGINEERING)		
						Prior Prog.	7/2016- 6/2017	7/2017- 6/2021
County: Grundy	Route: MO 6	Job No: 1P3144	Scoping for resurface driving lanes and improvements to pedestrian ramps in Trenton from west city limits to Rte. 65.	Fed 8	State 2	Local 0	0	5
Anticipated Federal Category: NHPP				Future Cost: 301 - 1,000				
County: Harrison	Route: IS 35	Job No: 110914	Scoping for pavement improvements from Rte. 136 to Rte. C.	Fed 5	State 1	Local 0	5	1
Anticipated Federal Category: NHPP				Future Cost: 5,001 - 10,000				
County: Harrison	Route: IS 35	Job No: 113169	Scoping for pavement improvements from Iowa State line to Rte. N at Eagleville.	Fed 5	State 1	Local 0	0	1
Anticipated Federal Category: NHPP				Future Cost: 2,001 - 5,000				
County: Harrison	Route: RT P	Job No: 1S3158	Scoping for bridge improvements over White Oak Creek, 0.4 mile west of Rte. TT near McFall. Project involves bridge P0576.	Fed 3	State 1	Local 0	0	1
Anticipated Federal Category: NHPP				Future Cost: 301 - 1,000				
County: Holt	Route: RT B	Job No: 1S3061	Scoping for bridge improvements over I-29 near Oregon. Project involves bridge A1834.	Fed 3	State 1	Local 0	6	1
Anticipated Federal Category: NHPP				Future Cost: 301 - 1,000				
County: Holt	Route: RT H	Job No: 1S3162	Scoping for bridge improvements over Nichols Creek, 0.3 mile east of Rte. B, near Oregon. Project involves bridge P0997.	Fed 3	State 1	Local 0	0	1
Anticipated Federal Category: NHPP				Future Cost: 301 - 1,000				
County: Holt	Route: RT T	Job No: 1S3062	Scoping for bridge improvements over Mill Creek, 1.8 miles south of Rte. 111 near Forest City. Project involves bridge N0811.	Fed 3	State 1	Local 0	6	1
Anticipated Federal Category: NHPP				Future Cost: 301 - 1,000				
County: Holt	Route: RT T	Job No: 1S3070	Scoping for bridge improvements over Spring Creek, 0.5 mile south of Rte. O near Oregon. Project involves bridge R0223.	Fed 3	State 1	Local 0	6	1
Anticipated Federal Category: NHPP				Future Cost: 301 - 1,000				



2017 - 2021 Scoping and Design Projects

Transportation Planning

PO Box 270
Jefferson City, MO 64102

						STATE FISCAL YEAR PROJECT BUDGETING (ENGINEERING)		
						Prior Prog.	7/2016- 6/2017	7/2017- 6/2021
County: Holt Route: RT T Anticipated Federal Category: NHPP		Job No: 1S3071	Scoping for bridge improvements over Easter Creek, 0.8 mile north of Rte. U near Oregon. Project involves bridge R0224.			6	3	1
Fed 3			State 1	Local 0	Future Cost: 301 - 1,000			
County: Livingston Route: MO 190 Anticipated Federal Category: NHPP		Job No: 1S3156	Scoping for bridge improvements over the Thompson River, 0.9 mile east of Rte. Y, near Chillicothe. Project involves bridge A1376.			0	3	1
Fed 3			State 1	Local 0	Future Cost: 2,001 - 5,000			
County: Livingston Route: US 65 Anticipated Federal Category: NHPP		Job No: 1P3114	Scoping for bridge improvements over the Grand River, 1.3 miles south of Rte. 36 near Chillicothe. Project involves bridge A1249.			3	3	1
Fed 3			State 1	Local 0	Future Cost: 2,001 - 5,000			
County: Mercer Route: RT BB Anticipated Federal Category: NHPP		Job No: 1S3161	Scoping for bridge improvements over Branch of Weldon Fork Creek, 3.5 miles west of Rte. 65, near Mercer. Project involves bridge N0855.			0	3	1
Fed 3			State 1	Local 0	Future Cost: 301 - 1,000			
County: Nodaway Route: US 136 Anticipated Federal Category: NHPP		Job No: 1P3107	Scoping for bridge improvements over Mazingo Creek, 1 mile east of Rte. F near Maryville. Project involves bridge H0512.			3	3	1
Fed 3			State 1	Local 0	Future Cost: 301 - 1,000			
County: Nodaway Route: US 136 Anticipated Federal Category: NHPP		Job No: 1P3160	Scoping for bridge improvements over Long Branch, 1.2 miles west of Rte. E, near Ravenwood. Project involves bridge H0513.			0	3	1
Fed 3			State 1	Local 0	Future Cost: 301 - 1,000			
County: Putnam Route: MO 129 Anticipated Federal Category: S.T.P.		Job No: 1P3168	Scoping for pavement improvements from Rte. 136 to Rte. 6 in Green City.			0	2	1
Fed 3			State 0	Local 0	Future Cost: 1,001 - 2,000			



2017 - 2021 Scoping and Design Projects

Transportation Planning

FOA Box 270
Jefferson City, MO 64102

						STATE FISCAL YEAR PROJECT BUDGETING (ENGINEERING)						
						Prior Prog.	7/2016- 6/2017	7/2017- 6/2021				
County: Putnam Route: MO 5 Anticipated Federal Category: S.T.P.		Job No: 1P3073 Scoping to improve pavement condition from Rte. 136, at Unionville, to Rte. 6 near Milan. <div>Fed 3 State 0 Local 0 Future Cost: 2,001 - 5,000</div>				8	2	1				
County: Putnam Route: RT Y Anticipated Federal Category: NHPP		Job No: 1S3163 Scoping for bridge improvements over North Blackbird Creek, 2.6 miles south of Rte. 129 near Unionville. Project involves bridge P0834. <div>Fed 3 State 1 Local 0 Future Cost: 301 - 1,000</div>				0	3	1				
County: Sullivan Route: RT M Anticipated Federal Category: S.T.P.		Job No: 1S3167 Scoping for pavement improvements from Rte. 0 to Rte. 11 in Brookfield. <div>Fed 3 State 0 Local 0 Future Cost: 1,001 - 2,000</div>				0	2	1				
County: Sullivan Route: RT N Anticipated Federal Category: NHPP		Job No: 1S3164 Scoping for bridge improvements over East Locust Creek 1.5, miles east of Rte. 5 near Milan. Project involves bridge A1958. <div>Fed 3 State 1 Local 0 Future Cost: 1,001 - 2,000</div>				0	3	1				
County: Worth Route: MO 46 Anticipated Federal Category: S.T.P.		Job No: 1S3172 Scoping for pavement improvements from Rte. 246 to Rte. 169 in Grant City. <div>Fed 3 State 0 Local 0 Future Cost: 2,001 - 5,000</div>				0	2	1				
AC-State 0						Fed 151	State 33	Local 0	District Engineering Total:	139	105	79



2017 - 2021 Scoping and Design Projects

Transportation Planning

F.O.D. Item 276

Jaffarwan City, MO 64002

	2017	2018	2019	2020	2021
State	23	10	0	0	0
AC-State	0	0	0	0	0
Local	0	0	0	0	0
Sub-total State	23	10	0	0	0
Federal					
Sub-total Federal	82	69	0	0	0
Grand Total	105	79	0	0	0



2017 - 2021 Scoping and Design Projects

Transportation Planning

FOA Box 270
Jefferson City, MO 64102

						STATE FISCAL YEAR PROJECT BUDGETING (ENGINEERING)		
						Prior Prog.	7/2016- 6/2017	7/2017- 6/2021
County: Adair Route: MO 11 Anticipated Federal Category: NHPP	Job No: 2S0413	Scoping for bridge improvements Over Steer Creek 4.7 miles east of Rte. 63 near Kirksville. Project involves bridge S0568.	Fed 8	State 2	Local 0 Future Cost: 301 - 1,000	0	5	5
County: Adair Route: MO 149 Anticipated Federal Category: NHPP	Job No: 2S0416	Scoping for bridge improvements over Shuteye Creek 3.0 miles south of Rte. D near Novinger. Project involves bridge S0053.	Fed 8	State 2	Local 0 Future Cost: 301 - 1,000	0	5	5
County: Adair Route: BU 63 Anticipated Federal Category: NHPP	Job No: 2P2215	Scoping for pavement improvements from Rte. 6 west junction to 0.2 mile north of Rte. 11 east junction in Kirksville.	Fed 12	State 3	Local 0 Future Cost: 1,001 - 2,000	16	10	5
County: Audrain Route: MO 15 Anticipated Federal Category: S.T.P.	Job No: 2S3126	Scoping for pavement improvements on Rte. 15 from 1.1 miles north of Rte. 22 to Bus. 54 and on Rte. 22 from Morris Street to Rte. 15 in Mexico.	Fed 16	State 4	Local 0 Future Cost: 2,001 - 5,000 Federal Oversight	0	10	10
County: Audrain Route: MO 19 Anticipated Federal Category: NHPP	Job No: 2P3153	Scoping for pavement improvements from 0.2 mile north of Rte. J to 0.1 mile south of Rte. BB near Laddonia.	Fed 4	State 0	Local 0 Future Cost: 2,001 - 5,000	0	2	2
County: Audrain Route: MO 22 Anticipated Federal Category: NHPP	Job No: 2P3150	Scoping for bridge improvements over KCS Railway 0.2 mile west of Rte. 151 west junction, near Sturgeon. Project involves bridge K0672.	Fed 12	State 3	Local 0 Future Cost: 1,001 - 2,000	0	10	5
County: Audrain Route: BU 54 Anticipated Federal Category: S.T.P.	Job No: 2P3152	Scoping for pavement improvements from Rtes. 15 and 22 intersection to Rte. J in Mexico.	Fed 8	State 2	Local 0 Future Cost: 301 - 1,000	0	5	5



2017 - 2021 Scoping and Design Projects

Transportation Planning

PO Box 270
Jefferson City, MO 64102

						STATE FISCAL YEAR PROJECT BUDGETING (ENGINEERING)		
						Prior Prog.	7/2016- 6/2017	7/2017- 6/2021
County: Audrain Route: US 54 Anticipated Federal Category: Safety	Job No: 2P3156	Scoping for intersection improvements at Rte. 19 north junction (Basinger Corner), north of Laddonia.	Fed 18	State 2	Local 0 Future Cost: 2,001 - 5,000	0	10	10
County: Audrain Route: US 54 Anticipated Federal Category: Safety	Job No: 2P3157	Scoping for intersection improvements at Rte. 19 south junction (Scott's Corner), south of Laddonia.	Fed 18	State 2	Local 0 Future Cost: 2,001 - 5,000	0	10	10
County: Audrain Route: RT J Anticipated Federal Category: NHPP	Job No: 2S3071	Scoping for bridge improvements over Mid Lick Creek 1.2 miles west of Rte. 19 near Laddonia. Project involves bridge A0217.	Fed 12	State 3	Local 0 Future Cost: 301 - 1,000	0	10	5
County: Clark Route: US 61 Anticipated Federal Category: NHPP	Job No: 2P3151	Scoping for pavement improvements on southbound lanes from Fox River to 1.2 miles north of Rte. B in Lewis County near Canton (Seven disconnected sections).	Fed 4	State 2	Local 0 Future Cost: 2,001 - 5,000	0	3	3
County: Knox Route: MO 15 Anticipated Federal Category: S.T.P.	Job No: 2P3103	Scoping for pavement improvements from Rte. 6 north junction at Edina to Rte. 168 at Shelbyville (Shelby Co.).	Fed 4	State 0	Local 0 Future Cost: 2,001 - 5,000	2	2	2
County: Knox Route: MO 156 Anticipated Federal Category: NHPP	Job No: 2S3146	Scoping for bridge improvements over North River 0.3 mile west of Rte. 15 near Novelty. Project involves bridge S0119.	Fed 8	State 2	Local 0 Future Cost: 301 - 1,000	0	5	5
County: Lewis Route: RT C Anticipated Federal Category: NHPP	Job No: 2S3148	Scoping for bridge improvements over Durgen Creek 1.0 mile west of Rte. P near LaGrange. Project involves bridge T0808.	Fed 12	State 3	Local 0 Future Cost: 301 - 1,000	0	10	5
County: Lincoln Route: MO 47 Anticipated Federal Category: S.T.P.	Job No: 2P3014	Scoping for pavement and shoulder improvements from 0.3 mile west of Rtes. H and J in Troy to Rtes. A and D in Hawk Point.	Fed 4	State 0	Local 0 Future Cost: 5,001 - 10,000	14	2	2



2017 - 2021 Scoping and Design Projects

Transportation Planning

PO Box 270
Jefferson City, MO 64102

						STATE FISCAL YEAR PROJECT BUDGETING (ENGINEERING)		
						Prior Prog.	7/2016- 6/2017	7/2017- 6/2021
County: Lincoln Route: MO 47 Anticipated Federal Category: S.T.P.	Job No: 2P3043	Scoping for interchange improvements at Rte. 61 in Troy. Project involves bridge A2604.	Fed 16	State 4	Local 0 Future Cost: 5,001 - 10,000	0	10	10
County: Macon Route: US 63 Anticipated Federal Category: NHPP	Job No: 2P3042	Scoping for interchange improvements at Rte. 36 in Macon.	Fed 8	State 2	Local 0 Future Cost: 301 - 1,000	6	5	5
County: Macon Route: RT D Anticipated Federal Category: S.T.P.	Job No: 2S2168	Scoping for bridge improvements over BNSF Railway in La Plata. Project involves bridge K0516.	Fed 12	State 3	Local 0 Future Cost: 1,001 - 2,000	20	10	5
County: Macon Route: RT O Anticipated Federal Category: S.T.P.	Job No: 2S3155	Scoping for pavement improvements from 0.3 mile north of Rte. 36 interchange to south ramps at interchange at Bevier.	Fed 4	State 0	Local 0 Future Cost: 1 - 300	0	2	2
County: Monroe Route: RT M Anticipated Federal Category: NHPP	Job No: 2S3147	Scoping for bridge improvements over Milligan Creek 0.9 mile west of Rte. Y near Middle Grove. Project involves bridge T0382.	Fed 12	State 3	Local 0 Future Cost: 301 - 1,000	0	10	5
County: Montgomery Route: MO 19 Anticipated Federal Category: NHPP	Job No: 2P3090	Scoping for bridge improvements over I-70 near New Florence. Project involves bridge A0986.	Fed 12	State 3	Local 0 Future Cost: 1,001 - 2,000	2	10	5
County: Pike Route: US 54 Anticipated Federal Category: NHPP	Job No: 3P2209	Environmental Assessment and location study for Champ Clark Bridge over Mississippi River at Louisiana. Project involves bridge K0932. Design/Build project.	Fed 4	State 1	Local 0 Future Cost: 0	275	5	0
						Federal Oversight		
County: Randolph Route: BU 63 Anticipated Federal Category: S.T.P.	Job No: 2P2214	Scoping for pavement improvements from south of Rte. 63 to south of Rte. EE in Moberly.	Fed 12	State 3	Local 0 Future Cost: 301 - 1,000	13	10	5



2017 - 2021 Scoping and Design Projects

Transportation Planning

F.O. Item 276

Jaffarwan City, MO 64002

	2017	2018	2019	2020	2021
State	34	23	0	0	0
AC-State	0	0	0	0	0
Local	0	0	0	0	0
Sub-total State	34	23	0	0	0
Federal					
Sub-total Federal	154	110	0	0	0
Grand Total	188	133	0	0	0



2017 - 2021 Scoping and Design Projects

Transportation Planning

PO Box 270
Jefferson City, MO 64102

						STATE FISCAL YEAR PROJECT BUDGETING (ENGINEERING)		
						Prior Prog.	7/2016- 6/2017	7/2017- 6/2021
County: Johnson Route: MO 23 Anticipated Federal Category: State	Job No: 3S3076	Scoping for intersection improvements at Whiteman AFB entrance in Knob Noster.	Fed 0	State 30	Local 0 Future Cost: 301 - 1,000	0	15	15
County: Johnson Route: MO 23 Anticipated Federal Category: State	Job No: 3S3087	Scoping for pavement improvements from Rte. DD to Rte. 2.	Fed 0	State 8	Local 0 Future Cost: 2,001 - 5,000	0	2	6
County: Johnson Route: US 50 Anticipated Federal Category: NHPP	Job No: 3P3074	Scoping for bridge improvements at Business 13/Maguire Street in Warrensburg. Project involves bridge A0143.	Fed 24	State 6	Local 0 Future Cost: 2,001 - 5,000	0	10	20
County: Johnson Route: US 50 Anticipated Federal Category: Safety	Job No: 3P3077	Scoping for safety and intersection improvements at Rte. 131.	Fed 21	State 4	Local 0 Future Cost: 1,001 - 2,000	0	5	20
County: Johnson Route: US 50 Anticipated Federal Category: NHPP	Job No: 3P3095	Scoping for bridge improvements over UP RR east of Knob Noster. Project involves bridge L0801.	Fed 16	State 4	Local 0 Future Cost: 1,001 - 2,000	0	5	15
County: Johnson Route: RT E Anticipated Federal Category: NHPP	Job No: 3S3082	Scoping for bridge improvements at Black Jack Creek. Project involves bridge T0819.	Fed 8	State 0	Local 0 Future Cost: 301 - 1,000	0	2	6
County: Johnson Route: RT W Anticipated Federal Category: NHPP	Job No: 3S3094	Scoping for bridge improvements at Blackwater River. Project involves bridge P0544.	Fed 8	State 0	Local 0 Future Cost: 301 - 1,000	0	2	6
County: Lafayette Route: MO 13 Anticipated Federal Category: NHPP	Job No: 4P2333	Scoping for roadway improvements from I-70 in Higginsville to the Warrensburg north loop.	Fed 8	State 1	Local 0 Future Cost: 25,001 - 50,000	61	5	4
County: Lafayette Route: MO 131 Anticipated Federal Category: Safety	Job No: 3S3083	Scoping for safety improvements from Odessa south city limits to Rte. 50.	Fed 21	State 4	Local 0 Future Cost: 2,001 - 5,000	0	10	15



2017 - 2021 Scoping and Design Projects

Transportation Planning

PO Box 270
Jefferson City, MO 64102

							STATE FISCAL YEAR PROJECT BUDGETING (ENGINEERING)		
							Prior Prog.	7/2016- 6/2017	7/2017- 6/2021
County: Lafayette Route: IS 70		Job No: 3I3075		Scoping for bridge and operational improvements at Rte. 131 in Odessa. Project involves bridge A0057.			0	10	30
Anticipated Federal Category: NHPP		Fed 36	State 4	Local 0					
Future Cost: 2,001 - 5,000									
County: Pettis Route: US 50		Job No: 3P3073		Scoping for intersection improvements at Main Street in Sedalia.			0	5	27
Anticipated Federal Category: NHPP		Fed 26	State 6	Local 0					
Future Cost: 301 - 1,000									
County: Pettis Route: US 50		Job No: 3P3078		Scoping for safety and intersection improvements at Rte. 127.			0	10	30
Anticipated Federal Category: Safety		Fed 36	State 4	Local 0					
Future Cost: 1,001 - 2,000									
County: Pettis Route: US 50		Job No: 3P3080		Scoping for pavement rehabilitation project from Sedalia Sub RR line east to Morgan County.			0	2	6
Anticipated Federal Category: NHPP		Fed 8	State 0	Local 0					
Future Cost: 1,001 - 2,000									
County: Pettis Route: US 50		Job No: 5P0626		Scoping for future corridor improvements from Sedalia to west of Syracuse.			187	2	6
Anticipated Federal Category: NHPP		Fed 8	State 0	Local 0					
Future Cost: 25,001 - 50,000									
							Federal Oversight		
County: Pettis Route: US 65		Job No: 3P3086		Scoping for pavement improvements from Saline County line to Route H.			0	2	6
Anticipated Federal Category: NHPP		Fed 8	State 0	Local 0					
Future Cost: 5,001 - 10,000									
County: Pettis Route: RT O		Job No: 3S3090		Scoping for bridge improvements at Muddy Creek. Project involves bridge X0861.			0	2	6
Anticipated Federal Category: NHPP		Fed 8	State 0	Local 0					
Future Cost: 301 - 1,000									
County: Ray Route: RT J		Job No: 3S3089		Scoping for bridge improvements at Crooked River. Project involves bridge A2688.			0	2	6
Anticipated Federal Category: NHPP		Fed 8	State 0	Local 0					
Future Cost: 301 - 1,000									



2017 - 2021 Scoping and Design Projects

Transportation Planning

PO Box 270
Jefferson City, MO 64102

						STATE FISCAL YEAR PROJECT BUDGETING (ENGINEERING)		
						Prior Prog.	7/2016- 6/2017	7/2017- 6/2021
County: Saline	Route: MO 122	Job No: 3S3091	Scoping for bridge improvements at Muddy Creek. Project involves bridge T0576.			0	2	6
Anticipated Federal Category: NHPP			Fed 8	State 0	Local 0	Future Cost: 301 - 1,000		
County: Saline	Route: MO 41	Job No: 3P3092	Scoping for bridge improvements at Muddy Creek. Project involves bridge H0920.			0	2	6
Anticipated Federal Category: NHPP			Fed 8	State 0	Local 0	Future Cost: 301 - 1,000		
County: Saline	Route: MO 41	Job No: 3P3093	Scoping for bridge improvements over Rte. O and Railroad. Project involves bridge A2875.			0	2	6
Anticipated Federal Category: NHPP			Fed 8	State 0	Local 0	Future Cost: 1,001 - 2,000		
County: Saline	Route: IS 70	Job No: 3I3046	Scoping for pavement improvements from Rte. Y to the Blackwater River Bridge.			5	5	15
Anticipated Federal Category: NHPP			Fed 16	State 4	Local 0	Future Cost: 5,001 - 10,000		
County: Various	Route: Various	Job No: 3P3069	Scoping for signal improvements at various locations in the rural Kansas City District.			0	10	15
Anticipated Federal Category: S.T.P.			Fed 20	State 5	Local 0	Future Cost: 1 - 300		
County: Various	Route: Various	Job No: 3P3085	Scoping for safety improvements at various locations in the rural Kansas City District.			0	10	30
Anticipated Federal Category: Safety			Fed 36	State 4	Local 0	Future Cost: 301 - 1,000		
County: Various	Route: Various	Job No: 3P3096	Scoping for bridge improvements at various locations in the rural Kansas City District.			0	5	20
Anticipated Federal Category: NHPP			Fed 20	State 5	Local 0	Future Cost: 301 - 1,000		
County: Various	Route: Various	Job No: 3P3097	Scoping for bridge improvements at various locations in the rural Kansas City District.			0	2	4
Anticipated Federal Category: NHPP			Fed 6	State 0	Local 0	Future Cost: 301 - 1,000		
AC-State 0						District Engineering Total:		
Fed 366								
State 89								
Local 0								
						253	129	326



2017 - 2021 Scoping and Design Projects

Transportation Planning

F.O. Item 276

Jacksonville City, MO 64502

	2017	2018	2019	2020	2021
State	31	28	17	11	2
AC-State	0	0	0	0	0
Local	0	0	0	0	0
Sub-total State	31	28	17	11	2
Federal					
Sub-total Federal	98	108	81	71	8
Grand Total	129	136	98	82	10



2017 - 2021 Scoping and Design Projects

Transportation Planning

PO Box 270
Jefferson City, MO 64102

						STATE FISCAL YEAR PROJECT BUDGETING (ENGINEERING)		
						Prior Prog.	7/2016- 6/2017	7/2017- 6/2021
County: Cass Route: IS 49 Anticipated Federal Category: NHPP	Job No: 4I2291	Scoping for capacity improvements from 155th Street to North Cass Parkway in Belton.	Fed 16	State 4	Local 0 Future Cost: 25,001 - 50,000 Federal Oversight	77	5	15
County: Cass Route: IS 49 Anticipated Federal Category: NHPP	Job No: 4I3129	Scoping for interchange improvements at Rte. 58 in Belton.	Fed 24	State 6	Local 0 Future Cost: 15,001 - 25,000	50	10	20
County: Clay Route: MO 1 Anticipated Federal Category: State	Job No: 4S3205	Scoping for intersection improvements at Parvin Rd. in Kansas City.	Fed 0	State 25	Local 0 Future Cost: 301 - 1,000	0	5	20
County: Clay Route: US 169 Anticipated Federal Category: State	Job No: 4P3215	Scoping for pavement improvement from Commercial Ave. to south of Barry Road.	Fed 0	State 8	Local 0 Future Cost: 2,001 - 5,000	0	2	6
County: Clay Route: US 169 Anticipated Federal Category: NHPP	Job No: 4S3165	Environmental Study for Broadway Bridge over the Missouri River and I-70 North Loop. Project involves the bridge A4649.	Fed 16	State 4	Local 0 Future Cost: 0	0	10	10
County: Clay Route: IS 29 Anticipated Federal Category: NHPP	Job No: 4I3087	Scoping for operational corridor improvements from I-635 to Rt. 210 in Kansas City. Includes I-35 from I-435 to Rt. 210 in Kansas City.	Fed 36	State 4	Local 0 Future Cost: 25,001 - 50,000 Federal Oversight	217	10	30
County: Clay Route: MO 291 Anticipated Federal Category: State	Job No: 4P3203	Scoping for intersection improvements at Kansas St. in Liberty.	Fed 0	State 40	Local 0 Future Cost: 2,001 - 5,000	0	10	30
County: Clay Route: MO 33 Anticipated Federal Category: State	Job No: 4S3204	Scoping for intersection improvements at 162nd St in Kearney.	Fed 0	State 6	Local 0 Future Cost: 1 - 300	0	2	4



2017 - 2021 Scoping and Design Projects

						STATE FISCAL YEAR PROJECT BUDGETING (ENGINEERING)		
						Prior Prog.	7/2016- 6/2017	7/2017- 6/2021
County: Clay Route: IS 35 Anticipated Federal Category: NHPP	Job No: 4I2006	Scoping to determine need for interchange south of Rte. 92 at 19th Street in Kearney.	Fed 18	State 2	Local 0 Future Cost: 10,001 - 15,000 Federal Oversight	21	10	10
County: Clay Route: IS 35 Anticipated Federal Category: NHPP	Job No: 4I3219	Scoping for bridge improvements at 128th Street. Project involves bridge R0476.	Fed 10	State 0	Local 0 Future Cost: 301 - 1,000	0	2	8
County: Clay Route: IS 435 Anticipated Federal Category: NHPP	Job No: 4I3189	Scoping for bridge improvements at the Missouri River. Project involves twin bridge A0767.	Fed 32	State 8	Local 0 Future Cost: 75,001 - 100,000	0	10	30
County: Clay Route: MO 92 Anticipated Federal Category: Safety	Job No: 4P3213	Scoping for safety improvements from Commercial Avenue to Excelsior Springs City limit.	Fed 21	State 4	Local 0 Future Cost: 2,001 - 5,000	0	10	15
County: Clay Route: RT DD Anticipated Federal Category: NHPP	Job No: 4S3220	Scoping for bridge improvements at Willkerson Cr. Project involves bridge R0269.	Fed 10	State 0	Local 0 Future Cost: 1 - 300	0	2	8
County: Jackson Route: MO 150 Anticipated Federal Category: State	Job No: 4S3201	Scoping for signal improvements at Arborlake Dr. in Lee's Summit.	Fed 0	State 75	Local 0 Future Cost: 301 - 1,000	0	65	10
County: Jackson Route: US 24 Anticipated Federal Category: NHPP	Job No: 4P3015	Scoping for bridge improvements at the Union Pacific Railroad, Drainage Ditch and Fire Prairie Creek near Buckner. Project involves bridges J0806, J0807, J0810 and J0844.	Fed 24	State 6	Local 0 Future Cost: 2,001 - 5,000	26	10	20
County: Jackson Route: IS 29 Anticipated Federal Category: NHPP	Job No: 4I3127	Scoping for pavement improvements from The Paseo to Eighth Street in Kansas City.	Fed 16	State 4	Local 0 Future Cost: 5,001 - 10,000	5	5	15



2017 - 2021 Scoping and Design Projects

Transportation Planning

PO Box 270
Jefferson City, MO 64102

						STATE FISCAL YEAR PROJECT BUDGETING (ENGINEERING)		
						Prior Prog.	7/2016- 6/2017	7/2017- 6/2021
County: Jackson Route: IS 435 Anticipated Federal Category: NHPP	Job No: 4I3126	Scoping for pavement improvements from Rte. 78 to Raytown Road in Kansas City.	Fed 16	State 4	Local 0 Future Cost: 5,001 - 10,000	5	5	15
County: Jackson Route: IS 470 Anticipated Federal Category: NHPP	Job No: 4I3194	Scoping for bridge and operational improvements from Little Blue River in Independence to 39th Street in Independence. Project involves bridges A1340, A1349, A1347, A1346.	Fed 72	State 8	Local 0 Future Cost: 25,001 - 50,000	0	20	60
County: Jackson Route: IS 470 Anticipated Federal Category: NHPP	Job No: 4I3221	Scoping for bridge improvements at Hillcrest Dr. Project involves bridge A2199.	Fed 10	State 0	Local 0 Future Cost: 301 - 1,000	0	2	8
County: Jackson Route: IS 49 Anticipated Federal Category: NHPP	Job No: 4I3217	Scoping for bridge improvements at 140th Street. Project involves bridge A0119.	Fed 10	State 0	Local 0 Future Cost: 1,001 - 2,000	0	2	8
County: Jackson Route: OR 49 Anticipated Federal Category: NHPP	Job No: 4P2237	Scoping for the conversion of the outer roads of I-49 to two-way traffic on the east outer road from Rte. 150 to Blue Ridge Boulevard and on the west outer road from Blue Ridge Boulevard to 0.5 mile north of Rte. 150 in Grandview.	Fed 144	State 36	Local 0 Future Cost: 25,001 - 50,000 Federal Oversight	965	120	60
County: Jackson Route: US 50 Anticipated Federal Category: NHPP	Job No: 4P2336	Scoping for corridor Improvements from Chipman Road to Todd George Parkway in Lee's Summit.	Fed 12	State 3	Local 0 Future Cost: 50,001 - 75,000 Federal Oversight	365	5	10
County: Jackson Route: US 50 Anticipated Federal Category: NHPP	Job No: 4P3009	Scoping for bridge improvements at Chipman Road in Lee's Summit. Project involves bridges A3262 and A2482.	Fed 12	State 3	Local 0 Future Cost: 1,001 - 2,000	22	5	10



2017 - 2021 Scoping and Design Projects

Transportation Planning

PO Box 270
Jefferson City, MO 64102

							STATE FISCAL YEAR PROJECT BUDGETING (ENGINEERING)		
							Prior Prog.	7/2016- 6/2017	7/2017- 6/2021
County: Jackson	Route: US 50	Job No: 4P3096B	Scoping for interchange improvements at 3rd Street in Lee's Summit.	Fed 0	State 15	Local 0	215	5	10
Anticipated Federal Category: State				Future Cost: 1,001 - 2,000					
County: Jackson	Route: US 50	Job No: 4P3196	Scoping for bridge and operational improvements at Rte. 291 North in Lee's Summit. Project involves bridge A1748.	Fed 192	State 48	Local 0	0	125	115
Anticipated Federal Category: NHPP				Future Cost: 15,001 - 25,000					
County: Jackson	Route: US 50	Job No: 4P3206	Scoping for safety and intersection improvements at Buckner-Tarsney Rd.	Fed 54	State 6	Local 0	0	10	50
Anticipated Federal Category: Safety				Future Cost: 1,001 - 2,000					
County: Jackson	Route: MO 7	Job No: 4S3167	Scoping for signal improvements at 8th Street/South Ave. in Blue Springs.	Fed 18	State 4	Local 0	0	11	11
Anticipated Federal Category: S.T.P.				Future Cost: 1 - 300					
County: Jackson	Route: MO 7	Job No: 4S3210	Scoping for pavement improvements from Victor Dr. to Wyatt Rd. in Blue Springs.	Fed 0	State 8	Local 0	0	2	6
Anticipated Federal Category: State				Future Cost: 1,001 - 2,000					
County: Jackson	Route: IS 70	Job No: 4I1486C	Second tier environmental impact statement from the downtown loop in Kansas City to west of the I-435 interchange.	Fed 18	State 2	Local 0	2,485	10	10
Anticipated Federal Category: NHPP				Future Cost: > 100,000					
				Federal Oversight					
County: Jackson	Route: IS 70	Job No: 4I2293	Scoping for capacity improvements from Rte. 7 in Blue Springs to Rte. F in Oak Grove.	Fed 12	State 3	Local 0	90	5	10
Anticipated Federal Category: NHPP				Future Cost: 50,001 - 75,000					
				Federal Oversight					



2017 - 2021 Scoping and Design Projects

Transportation Planning

PO Box 270
Jefferson City, MO 64102

						STATE FISCAL YEAR PROJECT BUDGETING (ENGINEERING)		
						Prior Prog.	7/2016- 6/2017	7/2017- 6/2021
County: Jackson Route: IS 70 Anticipated Federal Category: NHPP		Job No: 4I3024	Scoping for bridge and operational improvements at Blue Ridge Boulevard/US 40 in Independence. Project involves bridge L0997.			45	10	30
			Fed 36	State 4	Local 0			
			Future Cost: 15,001 - 25,000 Federal Oversight					
County: Jackson Route: IS 70 Anticipated Federal Category: NHPP		Job No: 4I3125	Scoping for pavement improvements from the Kansas State line to Manchester Trafficway.			5	5	15
			Fed 16	State 4	Local 0	Future Cost: 5,001 - 10,000		
County: Jackson Route: IS 70 Anticipated Federal Category: NHPP		Job No: 4I3195	Scoping for corridor improvements from Blue Ridge Cutoff to I-470.			0	20	60
			Fed 72	State 8	Local 0	Future Cost: 25,001 - 50,000		
County: Jackson Route: IS 70 Anticipated Federal Category: NHPP		Job No: 4I3211	Scoping for bridge improvements at Union Pacific Railroad over I-70 in Independence.			0	10	30
			Fed 36	State 4	Local 0	Future Cost: 5,001 - 10,000		
County: Jackson Route: IS 70 Anticipated Federal Category: NHPP		Job No: 4I3222	Scoping for pavement improvements from Rte. 7 to Lafayette County line.			0	2	6
			Fed 8	State 0	Local 0	Future Cost: 5,001 - 10,000		
County: Jackson Route: US 71 Anticipated Federal Category: Safety		Job No: 453224	Scoping for safety improvements from Truman Rd. to I-470 in Kansas City.			0	10	10
			Fed 18	State 2	Local 0	Future Cost: 2,001 - 5,000		
County: Jackson Route: MO 78 Anticipated Federal Category: NHPP		Job No: 453218	Scoping for bridge improvements at Blue Ridge. Project involves bridge L0102.			0	2	6
			Fed 8	State 0	Local 0	Future Cost: 301 - 1,000		
County: Platte Route: IS 29 Anticipated Federal Category: NHPP		Job No: 4I3086	Scoping to improve interchange at Rte. 45 in Kansas City.			145	75	25
			Fed 80	State 20	Local 0			
			Future Cost: 1,001 - 2,000 Federal Oversight					



2017 - 2021 Scoping and Design Projects

Transportation Planning

POB Box 270
Jefferson City, MO 64102

						STATE FISCAL YEAR PROJECT BUDGETING (ENGINEERING)		
						Prior Prog.	7/2016- 6/2017	7/2017- 6/2021
County: Platte	Route: IS 29	Job No: 4I3197	Scoping for bridge improvements at MO 273. Project involves bridge A0108.			0	2	6
Anticipated Federal Category: NHPP			Fed 8	State 0	Local 0	Future Cost: 1,001 - 2,000		
County: Platte	Route: IS 29	Job No: 4I3200	Scoping to improve interchange at Route 92 in Platte City.			0	10	20
Anticipated Federal Category: NHPP			Fed 27	State 3	Local 0	Future Cost: 301 - 1,000		
County: Platte	Route: IS 29	Job No: 4I3216	Scoping for pavement improvements from Platte County line to Rte. 273.			0	2	6
Anticipated Federal Category: NHPP			Fed 8	State 0	Local 0	Future Cost: 5,001 - 10,000		
County: Platte	Route: MO 9	Job No: 4S3202	Scoping for signal improvements at Mattox Rd. in Riverside.			0	15	80
Anticipated Federal Category: State			Fed 0	State 95	Local 0	Future Cost: 301 - 1,000		
County: Platte	Route: MO 9	Job No: 4S3223	Scoping for pavement improvements from Rte. FF to Rte. 45.			0	2	6
Anticipated Federal Category: State			Fed 0	State 8	Local 0	Future Cost: 1,001 - 2,000		
County: Various	Route: Various	Job No: 4P3093	Scoping for bridge improvements at various locations in the urban Kansas City District.			50	5	1
Anticipated Federal Category: NHPP			Fed 5	State 1	Local 0	Future Cost: 2,001 - 5,000		
County: Various	Route: Various	Job No: 4P3212	Scoping for safety improvements at various locations in the urban Kansas City District.			0	10	30
Anticipated Federal Category: Safety			Fed 36	State 4	Local 0	Future Cost: 301 - 1,000		
County: Various	Route: Various	Job No: 4P3214	Scoping for signal improvements at various locations in the urban Kansas City District.			0	5	15
Anticipated Federal Category: S.T.P.			Fed 16	State 4	Local 0	Future Cost: 301 - 1,000		
AC-State 0 Fed 1,167 State 493 Local 0 District Engineering Total:						4,788	680	980



2017 - 2021 Scoping and Design Projects

Transportation Planning

F.O. Item 276

Jefferson City, MO 64102

	2017	2018	2019	2020	2021
State	205	185	62	41	0
AC-State	0	0	0	0	0
Local	0	0	0	0	0
Sub-total State	205	185	62	41	0
Federal					
Sub-total Federal	475	371	177	136	8
Grand Total	680	556	239	177	8



2017 - 2021 Scoping and Design Projects

Transportation Planning

PO Box 270
Jefferson City, MO 64102

						STATE FISCAL YEAR PROJECT BUDGETING (ENGINEERING)		
						Prior Prog.	7/2016- 6/2017	7/2017- 6/2021
County: Boone Route: US 63 Anticipated Federal Category: Safety	Job No: 5P3195	Scoping for intersection safety improvements from Rte. H to 1.1 mile north of Rte. 54 in Callaway County.	Fed 18	State 2	Local 0 Future Cost: 2,001 - 5,000	0	10	10
County: Boone Route: RP IS70W TO LP70W Anticipated Federal Category: NHPP	Job No: 5I3107	Scoping for bridge improvements over I-70 in Columbia. Project involves bridge L0928.	Fed 18	State 2	Local 0 Future Cost: 2,001 - 5,000	10	10	10
County: Boone Route: MO 740 Anticipated Federal Category: S.T.P.	Job No: 5S0636	Scoping for extension of corridor from Rte. 63 to I-70 at Lake of the Woods in Columbia. Potential Design/Build project.	Fed 16	State 4	Local 0 Future Cost: 50,001 - 75,000 <div>Federal Oversight</div>	1,588	10	10
County: Callaway Route: OR 70 Anticipated Federal Category: S.T.P.	Job No: 5S3055	Scoping for bridge improvements over Whetstone Creek east of Rte. Z. Project involves bridge G0701.	Fed 2	State 0	Local 0 Future Cost: 301 - 1,000	33	1	1
County: Camden Route: RT V Anticipated Federal Category: S.T.P.	Job No: 5S3051	Scoping for bridge improvements over Linn Creek in Linn Creek. Project involves bridge W0251.	Fed 2	State 0	Local 0 Future Cost: 301 - 1,000	21	1	1
County: Cole Route: RT B Anticipated Federal Category: Safety	Job No: 5S2234	Scoping for safety improvements at the intersection of Rte. M and Rte. W in Wardville.	Fed 8	State 2	Local 0 Future Cost: 301 - 1,000	40	5	5
County: Cooper Route: IS 70 Anticipated Federal Category: NHPP	Job No: 5I3136	Scoping for replacement of median drainage culverts in Cooper, Boone and Callaway Counties.	Fed 18	State 2	Local 0 Future Cost: 2,001 - 5,000	371	10	10
County: Gasconade Route: US 50 Anticipated Federal Category: NHPP	Job No: 5P3164	Scoping for scour mitigation at the Gasconade River near Mount Sterling. Project involves bridge A3878.	Fed 24	State 6	Local 0 Future Cost: 301 - 1,000	15	15	15



2017 - 2021 Scoping and Design Projects

Transportation Planning

PO Box 270
Jefferson City, MO 64102

						STATE FISCAL YEAR PROJECT BUDGETING (ENGINEERING)		
						Prior Prog.	7/2016- 6/2017	7/2017- 6/2021
County: Gasconade	Scoping for bridge improvements over First Creek. Project involves bridge X0417.					7	40	80
Route: RT J	Job No: 5S3176	Fed 96	State 24	Local 0	Future Cost: 301 - 1,000			
Anticipated Federal Category: NHPP								
County: Laclede	Scoping for flood improvements at the Gasconade River in Laclede County and at the Little Piney River in Phelps County. Potential Design/Build project.					0	100	100
Route: IS 44	Job No: 5I3182	Fed 180	State 20	Local 0	Future Cost: 15,001 - 25,000			
Anticipated Federal Category: NHPP								
County: Laclede	Scoping for pavement improvements on the EB and WB lanes from Webster County to Pulaski County.					0	40	97
Route: IS 44	Job No: 5I3211	Fed 123	State 14	Local 0	Future Cost: 15,001 - 25,000			
Anticipated Federal Category: NHPP								
County: Maries	Scoping for pavement improvements from north of Rte. 28 south junction to Phelps County.					10	8	10
Route: US 63	Job No: 5P3114	Fed 14	State 4	Local 0	Future Cost: 1,001 - 2,000			
Anticipated Federal Category: NHPP								
County: Miller	Scoping for intersection safety improvements at Bagnell Dam Boulevard and Osage Hills Road. Potential Design/Build project.					0	100	100
Route: US 54	Job No: 5P3181	Fed 180	State 20	Local 0	Future Cost: 10,001 - 15,000			
Anticipated Federal Category: Safety								
County: Miller	Scoping for preventative maintenance on bridges A2749, A2750, A2751, A2678, A2679, A1675 and twin bridges A2752. in Miller County.					0	75	75
Route: US 54	Job No: 5P3185	Fed 120	State 30	Local 0	Future Cost: 2,001 - 5,000			
Anticipated Federal Category: NHPP								
County: Moniteau	Scoping for corridor improvements from west of Tipton to east of Tipton.					825	183	10
Route: US 50	Job No: 5P0629	Fed 154	State 39	Local 0	Future Cost: 15,001 - 25,000			
Anticipated Federal Category: NHPP								
						Federal Oversight		



2017 - 2021 Scoping and Design Projects

Transportation Planning

POB Box 270
Jefferson City, MO 64102

						STATE FISCAL YEAR PROJECT BUDGETING (ENGINEERING)		
						Prior Prog.	7/2016- 6/2017	7/2017- 6/2021
County: Moniteau	Scoping for corridor improvements from east of Tipton to west of California.	Fed 88	State 22	Local 0	Future Cost: 15,001 - 25,000	710	100	10
Route: US 50	Job No: 5P0630				Federal Oversight			
Anticipated Federal Category: NHPP								
County: Morgan	Scoping for intersection safety improvements at Rte. 5 west of Tipton.	Fed 18	State 2	Local 0	Future Cost: 1,001 - 2,000	0	10	10
Route: US 50	Job No: 5P3199							
Anticipated Federal Category: Safety								
County: Morgan	Scoping for corridor improvements from west of Syracuse to west of Tipton.	Fed 122	State 31	Local 0	Future Cost: 15,001 - 25,000	648	143	10
Route: US 50	Job No: 5P0628				Federal Oversight			
Anticipated Federal Category: NHPP								
County: Osage	Scoping for corridor improvements from County Road 604 west of Linn to Rte. 89 northeast of Linn.	Fed 56	State 14	Local 0	Future Cost: 25,001 - 50,000	100	60	10
Route: US 50	Job No: 5P0639				Federal Oversight			
Anticipated Federal Category: NHPP								
County: Osage	Scoping for corridor improvements from Rte. 50 to south of Westphalia.	Fed 56	State 14	Local 0	Future Cost: 25,001 - 50,000	215	60	10
Route: US 63	Job No: 5P0950B				Federal Oversight			
Anticipated Federal Category: NHPP								
County: Osage	Scoping for intersection safety improvements at the Rte. 133 intersection near Westphalia.	Fed 43	State 5	Local 0	Future Cost: 301 - 1,000	0	20	28
Route: US 63	Job No: 5P3186							
Anticipated Federal Category: Safety								
County: Phelps	Scoping for low water crossing improvements 5.4 miles north of I-44.	Fed 48	State 12	Local 0	Future Cost: 301 - 1,000	11	40	20
Route: RT C	Job No: 5S3038							
Anticipated Federal Category: S.T.P.								



2017 - 2021 Scoping and Design Projects

						STATE FISCAL YEAR PROJECT BUDGETING (ENGINEERING)		
						Prior Prog.	7/2016- 6/2017	7/2017- 6/2021
County: Phelps Route: RT C Anticipated Federal Category: S.T.P.	Job No: 5S3039	Scoping for culvert replacement 4.1 miles north of I-44.	Fed 48	State 12	Local 0 Future Cost: 301 - 1,000	10	40	20
County: Various Route: Various Anticipated Federal Category: S.T.P.	Job No: 5P3044	Scoping for pavement improvements on various routes in the Central District.	Fed 8	State 2	Local 0 Future Cost: 15,001 - 25,000	24	5	5
County: Various Route: Various Anticipated Federal Category: S.T.P.	Job No: 5P3045	Scoping for pavement improvements on various routes in the Central District.	Fed 8	State 2	Local 0 Future Cost: 25,001 - 50,000	14	5	5
County: Various Route: Various Anticipated Federal Category: State	Job No: 5P3179	Surveying to sell excess right of way parcels in the Central District.	Fed 0	State 50	Local 0 Future Cost: 0	0	50	0
County: Various Route: Various Anticipated Federal Category: S.T.P.	Job No: 5S3081	Scoping for slide repairs in the northern portion of the Central District.	Fed 8	State 2	Local 0 Future Cost: 2,001 - 5,000	55	5	5
County: Various Route: Various Anticipated Federal Category: S.T.P.	Job No: 5S3082	Scoping for slide repairs in the southern portion of the Central District.	Fed 8	State 2	Local 0 Future Cost: 2,001 - 5,000	55	5	5
AC-State 0 Fed 1,784 State 389 Local 0 District Engineering Total:						4,762	1,326	847



2017 - 2021 Scoping and Design Projects

Transportation Planning

F.O. Item 276

Jaffarwan City, MO 64002

	2017	2018	2019	2020	2021
State	241	92	6	0	0
AC-State	0	0	0	0	0
Local	0	0	0	0	0
Sub-total State	241	92	6	0	0
Federal					
Sub-total Federal	910	523	51	0	0
Grand Total	1,151	615	57	0	0



2017 - 2021 Scoping and Design Projects

Transportation Planning

POB Box 270
Jefferson City, MO 64102

						STATE FISCAL YEAR PROJECT BUDGETING (ENGINEERING)		
						Prior Prog.	7/2016- 6/2017	7/2017- 6/2021
County: Franklin Route: IS 44 Anticipated Federal Category: NHPP	Job No: 6I2011B	Scoping for pavement improvements from Pin Oak Creek to Rte. 100 west.	Fed 5	State 1	Local 0 Future Cost: 25,001 - 50,000	67	5	1
County: Franklin Route: IS 44 Anticipated Federal Category: NHPP	Job No: 6I2073	Scoping for interchange improvements from Pin Oak Creek/Rte. O to 2.8 miles west of Rte. 50. Project involves bridges L0865, L0866 and L0931.	Fed 5	State 1	Local 0 Future Cost: 25,001 - 50,000 Federal Oversight	303	5	1
County: Franklin Route: US 50 Anticipated Federal Category: S.T.P.	Job No: 6P2350	Scoping for improvements at the Rte. AT intersection from Birch Creek to I-44.	Fed 2	State 0	Local 0 Future Cost: 10,001 - 15,000 Federal Oversight	55	1	1
County: St. Charles Route: RT N Anticipated Federal Category: Safety	Job No: 6S3152	Scoping for intersection improvements at Perry Cate Boulevard.	Fed 14	State 2	Local 0 Future Cost: 1 - 300	8	15	1
County: St. Louis Route: MO 100 Anticipated Federal Category: NHPP	Job No: 6S1718	Scoping for ADA and drainage improvements from Rte. 61/67 (Lindbergh Boulevard) to Big Bend Boulevard.	Fed 480	State 120	Local 0 Future Cost: 10,001 - 15,000 Federal Oversight	1,524	200	400
County: St. Louis Route: MO 141 Anticipated Federal Category: S.T.P.	Job No: 6P3180	Scoping for pavement improvements and ADA upgrades from I-64 to north of Rte. 30.	Fed 257	State 64	Local 0 Future Cost: 2,001 - 5,000	0	21	300
County: St. Louis Route: MO 141 Anticipated Federal Category: S.T.P.	Job No: 6P3188	Scoping for an operational study for interchange improvements at Route 141 and Route 364 interchange.	Fed 161	State 40	Local 0 Future Cost: 0 Federal Oversight	0	200	1



2017 - 2021 Scoping and Design Projects

						STATE FISCAL YEAR PROJECT BUDGETING (ENGINEERING)		
						Prior Prog.	7/2016- 6/2017	7/2017- 6/2021
County: St. Louis Route: MO 141 Anticipated Federal Category: NHPP		Job No: 6P3200 Scoping for bridge improvements from north of I-44 to Rte. 100 (Manchester Road). Project involves bridges A4104, A4105, A3998, A5877, A5818 and A5819. Fed 132						



2017 - 2021 Scoping and Design Projects

Transportation Planning

FOA Box 270
Jefferson City, MO 64602

							STATE FISCAL YEAR PROJECT BUDGETING (ENGINEERING)		
							Prior Prog.	7/2016- 6/2017	7/2017- 6/2021
County: Various	Surveying to sell excess right of way parcels in St. Louis District.						0	50	0
Route: Various	Job No: 653202		Fed 0		State 50	Local 0	Future Cost: 0		
Anticipated Federal Category: State									
	AC-State 0	Fed 2,480	State 666	Local 0	District Engineering Total:		6,170	849	2,297



2017 - 2021 Scoping and Design Projects

Transportation Planning

F.O. Item 276

Jaffarwan City, MO 64002

	2017	2018	2019	2020	2021
State	208	204	192	62	0
AC-State	0	0	0	0	0
Local	0	0	0	0	0
Sub-total State	208	204	192	62	0
Federal					
Sub-total Federal	641	825	766	248	0
Grand Total	849	1,029	958	310	0



2017 - 2021 Scoping and Design Projects

							STATE FISCAL YEAR PROJECT BUDGETING (ENGINEERING)		
							Prior Prog.	7/2016- 6/2017	7/2017- 6/2021
County: Cedar		Scoping for bridge improvements over Cedar Creek. Project involves bridge H0623.					359	2	6
Route: MO 32	Job No: 7P0677	Fed	State	Local					
Anticipated Federal Category: NHPP		8	0	0	Future Cost: 2,001 - 5,000				
County: Henry		Scoping for corridor improvements from Johnson County to 1.7 miles north of Clinton. Right of way in SFY 1999 for hardship acquisition.					22	2	2
Route: MO 13	Job No: 4P1117	Fed	State	Local					
Anticipated Federal Category: NHPP		4	0	0	Future Cost: 25,001 - 50,000				
							Federal Oversight		
County: Henry		Scoping for passing lane improvements on various major routes throughout the Southwest District.					6	10	30
Route: MO 13	Job No: 7P3043	Fed	State	Local					
Anticipated Federal Category: NHPP		32	8	0	Future Cost: 15,001 - 25,000				
							Federal Oversight		
County: Jasper		Scoping for pavement improvements from 1.5 miles east of Rte. 37 to 0.5 mile west of County Road 1010.					108	2	2
Route: IS 44	Job No: 7I2216	Fed	State	Local					
Anticipated Federal Category: NHPP		4	0	0	Future Cost: 2,001 - 5,000				
County: Jasper		Scoping for bridge improvements over Center Creek. Project involves bridge A0546.					0	2	6
Route: IS 44	Job No: 7I3170	Fed	State	Local					
Anticipated Federal Category: NHPP		8	0	0	Future Cost: 2,001 - 5,000				
County: Jasper		Scoping for roadway improvements from Rte. 171 (MacArthur Boulevard) to 13th Street in Webb City.					189	2	2
Route: LP 49	Job No: 7P0752	Fed	State	Local					
Anticipated Federal Category: NHPP		4	0	0	Future Cost: 2,001 - 5,000				
County: Jasper		Scoping for roadway improvements from Rte. V near Carthage to Rte. FF (32nd Street) in Joplin.					136	2	2
Route: IS 49	Job No: 7P0797M	Fed	State	Local					
Anticipated Federal Category: NHPP		4	0	0	Future Cost: 25,001 - 50,000				
							Federal Oversight		



2017 - 2021 Scoping and Design Projects

Transportation Planning

PO Box 270
Jefferson City, MO 64102

						STATE FISCAL YEAR PROJECT BUDGETING (ENGINEERING)		
						Prior Prog.	7/2016- 6/2017	7/2017- 6/2021
County: Jasper Route: MO 96 Anticipated Federal Category: S.T.P.	Job No: 752185	Scoping for roadway improvements on Seventh Street from 0.5 mile west of Rte. P to 0.1 mile west of Bus. 71 in Joplin.	Fed 40	State 10	Local 0 Future Cost: 25,001 - 50,000 Federal Oversight	236	10	40
County: Jasper Route: MO 96 Anticipated Federal Category: NHPP	Job No: 753171	Scoping for bridge improvements over White Oak Creek. Project involves bridge H0083.	Fed 8	State 0	Local 0 Future Cost: 1,001 - 2,000	0	2	6
County: Jasper Route: RT TT Anticipated Federal Category: S.T.P.	Job No: 7P2193B	Scoping for pedestrian improvements and ADA accommodations on Newman Road from Loop 49 (Range Line Road) to Duquesne Road and on Loop 49 (Range Line Road) from 0.1 mile north of Newman Road to Northpark Lane. Project involves bridge L0832.	Fed 4	State 0	Local 0 Future Cost: 1 - 300	36	2	2
County: Jasper Route: RT U Anticipated Federal Category: NHPP	Job No: 753172	Scoping for bridge improvements over Spring River. Project involves bridge A1963.	Fed 8	State 0	Local 0 Future Cost: 2,001 - 5,000	0	2	6
County: Jasper Route: Various Anticipated Federal Category: Earmark	Job No: 7P0847	Location and environmental study for new north/south corridor on west side of Joplin metropolitan area. \$3,641.71 2006 Appropriations Bill, Section 112 Demo ID MO181.	Fed 40	State 10	Local 0 Future Cost: 1 - 300 Federal Oversight	1,946	25	25
County: Jasper Route: RT Z Anticipated Federal Category: S.T.P.	Job No: 752183	Scoping for pedestrian improvements and ADA accommodations from Harley Street to Karen Drive in Carl Junction.	Fed 4	State 0	Local 0 Future Cost: 2,001 - 5,000	23	2	2
County: Newton Route: MO 43 Anticipated Federal Category: S.T.P.	Job No: 753045	Scoping for roadway improvements on Hearnes Boulevard from Rte. FF (32nd Street) to I-44.	Fed 4	State 0	Local 0 Future Cost: 2,001 - 5,000	6	2	2



2017 - 2021 Scoping and Design Projects

Transportation Planning

PO Box 270
Jefferson City, MO 64102

						STATE FISCAL YEAR PROJECT BUDGETING (ENGINEERING)		
						Prior Prog.	7/2016- 6/2017	7/2017- 6/2021
County: Newton Route: LP 49 Anticipated Federal Category: S.T.P.	Job No: 7S3006	Scoping for intersection and outer road improvements on Range Line Road at 36th Street in Joplin.	Fed 4	State 0	Local 0 Future Cost: 2,001 - 5,000	8	2	2
County: Newton Route: CST CONNECTICUT AVE Anticipated Federal Category: NHPP	Job No: 7S3173	Scoping for bridge improvements on Connecticut Avenue over I-44. Project involves bridge A1969.	Fed 8	State 0	Local 0 Future Cost: 1,001 - 2,000	0	2	6
County: Polk Route: MO 13 Anticipated Federal Category: S.T.P.	Job No: 7P3009	Scoping for outer road improvements at Rte. 32 interchange in Bolivar.	Fed 4	State 0	Local 0 Future Cost: 1,001 - 2,000	11	2	2
County: Stone Route: MO 76 Anticipated Federal Category: NHPP	Job No: 8P2360	Scoping for capacity improvements from Rte. 13 in Branson West to Rte. 376 in Branson. Relates to project 8P0622H.	Fed 40	State 10	Local 0 Future Cost: 25,001 - 50,000 Federal Oversight	105	25	25
County: Various Route: Various Anticipated Federal Category: S.T.P.	Job No: 7P3101	Scoping for ADA improvements at various locations in the rural Southwest District.	Fed 126	State 30	Local 0 Future Cost: 2,001 - 5,000	0	31	125
County: Various Route: Various Anticipated Federal Category: S.T.P.	Job No: 7P3104	Scoping for pavement improvements on major routes at various locations in the rural Southwest District.	Fed 256	State 65	Local 0 Future Cost: 25,001 - 50,000	0	64	257
County: Various Route: Various Anticipated Federal Category: S.T.P.	Job No: 7P3105	Scoping for bridge preventive maintenance at various locations in the rural Southwest District.	Fed 153	State 40	Local 0 Future Cost: 2,001 - 5,000	0	38	155
County: Various Route: Various Anticipated Federal Category: NHPP	Job No: 7P3107	Scoping for bridge improvements at various locations in the rural Southwest District.	Fed 1,442	State 360	Local 0 Future Cost: 15,001 - 25,000	0	360	1,442



2017 - 2021 Scoping and Design Projects

						STATE FISCAL YEAR PROJECT BUDGETING (ENGINEERING)		
						Prior Prog.	7/2016- 6/2017	7/2017- 6/2021
County: Various	Scoping for safety improvements at various locations in the rural Southwest District.					0	44	177
Route: Various	Job No: 7P3108		Fed	State	Local			
Anticipated Federal Category: Safety			200	21	0			
Future Cost: 2,001 - 5,000								
County: Various	Scoping for pavement improvements on primary routes in the rural Southwest District.					115	15	30
Route: Various	Job No: 7S2227		Fed	State	Local			
Anticipated Federal Category: S.T.P.			36	9	0			
Future Cost: 10,001 - 15,000								
County: Various	Scoping for pavement improvements on minor routes at various locations in the rural Southwest District.					0	32	129
Route: Various	Job No: 7S3103		Fed	State	Local			
Anticipated Federal Category: S.T.P.			130	31	0			
Future Cost: 15,001 - 25,000								
County: Vernon	Scoping for bridge improvements over Missouri and Northern Arkansas Railroad. Project involves bridge					0	2	6
Route: US 54	Job No: 7P3174		Fed	State	Local			
Anticipated Federal Category: NHPP			8	0	0			
Future Cost: 2,001 - 5,000								
		AC-State	Fed	State	Local	District Engineering Total:		
		0	2,579	594	0	3,306	684	2,489



2017 - 2021 Scoping and Design Projects

Transportation Planning

F.O. Item 276

Jaffarwan City, MO 64002

	2017	2018	2019	2020	2021
State	126	126	116	113	113
AC-State	0	0	0	0	0
Local	0	0	0	0	0
Sub-total State	126	126	116	113	113
Federal					
Sub-total Federal	558	559	496	490	476
Grand Total	684	685	612	603	589



2017 - 2021 Scoping and Design Projects

Transportation Planning

PO Box 270
Jefferson City, MO 64102

						STATE FISCAL YEAR PROJECT BUDGETING (ENGINEERING)		
						Prior Prog.	7/2016- 6/2017	7/2017- 6/2021
County: Christian Route: MO 14 Anticipated Federal Category: S.T.P.	Job No: 8P0588	Scoping for roadway improvements from west of Rte. 160 in Nixa to east of Rte. 65 in Ozark.	Fed 20	State 5	Local 0 Future Cost: 25,001 - 50,000	1,138	5	20
County: Christian Route: US 65 Anticipated Federal Category: NHPP	Job No: 8P0605	Scoping for capacity improvements from north of Valley Water Mill Road in Springfield to Rte. F in Ozark.	Fed 4	State 0	Local 0 Future Cost: 25,001 - 50,000 Federal Oversight	2,056	2	2
County: Christian Route: RT CC Anticipated Federal Category: S.T.P.	Job No: 8S0736	Scoping for capacity and safety improvements from Main Street in Nixa to Pheasant Road in Ozark. To be scoped by Christian County.	Fed 4	State 0	Local 0 Future Cost: 25,001 - 50,000	78	2	2
County: Greene Route: US 160 Anticipated Federal Category: S.T.P.	Job No: 8P0601	Scoping to improve capacity and safety from Rte. 123 in Willard to I-44 in Springfield.	Fed 20	State 5	Local 0 Future Cost: 10,001 - 15,000	99	5	20
County: Greene Route: US 160 Anticipated Federal Category: NHPP	Job No: 8P3033	Scoping for capacity improvements from Plainview Road in Springfield to south of South Street in Nixa.	Fed 8	State 0	Local 0 Future Cost: 25,001 - 50,000	0	2	6
County: Greene Route: IS 44 Anticipated Federal Category: NHPP	Job No: 8I3044	Scoping for roadway improvements from Loop 44 West Jct. (Chestnut Expressway) to Rte. 744 (Mulroy Road) in Springfield.	Fed 45	State 5	Local 0 Future Cost: 50,001 - 75,000	0	10	40
County: Greene Route: IS 44 Anticipated Federal Category: S.T.P.	Job No: 8I3098	Scoping for safety improvements at Rte. B and Rte. MM.	Fed 24	State 4	Local 0 Future Cost: 2,001 - 5,000	0	2	26



2017 - 2021 Scoping and Design Projects

Transportation Planning

POB Box 270
Jefferson City, MO 64102

							STATE FISCAL YEAR PROJECT BUDGETING (ENGINEERING)		
							Prior Prog.	7/2016- 6/2017	7/2017- 6/2021
County: Greene Route: US 60 Anticipated Federal Category: NHPP		Job No: 8P0683E Scoping for interchange improvements at Rte. 125 and outer roads from Farm Road 213 to Farm Road 247 in Rogersville.					298	10	40
							Fed 40	State 10	Local 0
							Future Cost: 25,001 - 50,000		
							Federal Oversight		
County: Greene Route: US 60 Anticipated Federal Category: NHPP		Job No: 8P0683G Scoping for freeway improvements from 0.2 mile west of Highland Springs Road to 0.3 mile east of County Road 213.					6	10	40
							Fed 40	State 10	Local 0
							Future Cost: 10,001 - 15,000		
							Federal Oversight		
County: Greene Route: US 60 Anticipated Federal Category: NHPP		Job No: 8P0865 Scoping for roadway improvements from County Road 194 to West Avenue in Republic.					15	10	40
							Fed 40	State 10	Local 0
							Future Cost: 5,001 - 10,000		
County: Greene Route: US 60 Anticipated Federal Category: NHPP		Job No: 8P3032 Scoping for capacity improvements on James River Freeway from Rte. 13 (Kansas Expressway) to Rte. 65.					6	2	2
							Fed 4	State 0	Local 0
							Future Cost: 15,001 - 25,000		
							Federal Oversight		
County: Greene Route: US 65 Anticipated Federal Category: NHPP		Job No: 8P3103 Scoping for potential interstate designation on Rtes. 60, 65 and 360 in the Springfield region.					0	20	80
							Fed 80	State 20	Local 0
							Future Cost: 1,001 - 2,000		
County: Various Route: Various Anticipated Federal Category: S.T.P.		Job No: 8P3065 Scoping for ADA improvements at various locations in the urban Southwest District.					0	10	42
							Fed 42	State 10	Local 0
							Future Cost: 1,001 - 2,000		
County: Various Route: Various Anticipated Federal Category: NHPP		Job No: 8P3067 Scoping for bridge improvements at various locations in the urban Southwest District.					0	48	192
							Fed 190	State 50	Local 0
							Future Cost: 2,001 - 5,000		



2017 - 2021 Scoping and Design Projects

Transportation Planning

PO Box 270
Jefferson City, MO 64102

						STATE FISCAL YEAR PROJECT BUDGETING (ENGINEERING)		
						Prior Prog.	7/2016- 6/2017	7/2017- 6/2021
County: Various	Scoping for bridge preventive maintenance at various locations in the urban Southwest District.					0	5	19
Route: Various	Job No: 8P3068	Fed	State	Local				
Anticipated Federal Category: NHPP		19	5	0	Future Cost: 301 - 1,000			
County: Various	Scoping for safety improvements at various locations in the urban Southwest District.					0	29	119
Route: Various	Job No: 8P3069	Fed	State	Local				
Anticipated Federal Category: Safety		133	15	0	Future Cost: 2,001 - 5,000			
County: Various	Scoping for pavement improvements on major routes in the urban Southwest District.					0	21	86
Route: Various	Job No: 8P3099	Fed	State	Local				
Anticipated Federal Category: NHPP		86	21	0	Future Cost: 10,001 - 15,000			
County: Various	Scoping for pavement improvements on minor routes at various locations in the urban Southwest District.					0	4	17
Route: Various	Job No: 8S3066	Fed	State	Local				
Anticipated Federal Category: S.T.P.		16	5	0	Future Cost: 2,001 - 5,000			
		AC-State	Fed	State	Local	District Engineering Total:		
		0	815	175	0	3,696	197	793



2017 - 2021 Scoping and Design Projects

Transportation Planning

F.O. Item 279

Jaffarwan City, MO 64002

	2017	2018	2019	2020	2021
State	34	34	34	39	34
AC-State	0	0	0	0	0
Local	0	0	0	0	0
Sub-total State	34	34	34	39	34
Federal					
Sub-total Federal	163	165	160	173	154
Grand Total	197	199	194	212	188



2017 - 2021 Scoping and Design Projects

Transportation Planning

POB Box 270
Jefferson City, MO 64102

						STATE FISCAL YEAR PROJECT BUDGETING (ENGINEERING)		
						Prior Prog.	7/2016- 6/2017	7/2017- 6/2021
County: Cape Girardeau Route: US 61 Anticipated Federal Category: NHPP	Job No: 9P3122	Scoping for bridge improvements over I-55. Project involves bridge A0628.	Fed 5	State 1	Local 0 Future Cost: 301 - 1,000	5	5	1
County: Cape Girardeau Route: US 61 Anticipated Federal Category: NHPP	Job No: 9P3153	Scoping for pavement improvements from I-55 to Mount Auburn Road, southbound lane only.	Fed 2	State 0	Local 0 Future Cost: 301 - 1,000	10	1	1
County: Perry Route: MO 51 Anticipated Federal Category: NHPP	Job No: 9P3239	Scoping for bridge improvements over Mississippi River. Project involves bridge L0135.	Fed 24	State 6	Local 0 Future Cost: 0	0	10	20
County: Scott Route: RT K Anticipated Federal Category: S.T.P.	Job No: 9O3140	Scoping for road and bridge construction over Union Pacific Railway and Rte. K in Scott City. Associated with Scott City interchange project 0I0956. \$734,774 2010 Delta Regional Authority, \$225,000 Scott City, \$100,000 Scott City STP-Urban.	Fed 32	State 8	Local 0 Future Cost: 1,001 - 2,000	10	39	1
County: St. Francois Route: US 67 Anticipated Federal Category: Safety	Job No: 9P3167	Scoping for intersection improvements at Rte. 67 and Rte. H.	Fed 2	State 0	Local 0 Future Cost: 301 - 1,000	10	1	1
County: Texas Route: MO 17 Anticipated Federal Category: NHPP	Job No: 9P3131	Scoping for bridge improvements over Big Creek. Project involves bridge J0617.	Fed 5	State 1	Local 0 Future Cost: 301 - 1,000	5	5	1
County: Various Route: Various Anticipated Federal Category: State	Job No: 9P3261	Surveying to sell excess right of way parcels in Southeast District.	Fed 0	State 71	Local 0 Future Cost: 0	0	70	1
County: Wayne Route: MO 34 Anticipated Federal Category: NHPP	Job No: 9P3130	Scoping for bridge improvements over Black River. Project involves bridge J0935.	Fed 9	State 2	Local 0 Future Cost: 5,001 - 10,000	10	10	1
AC-State 0 Fed 79 State 89 Local 0 District Engineering Total:						50	141	27



2017 - 2021 Scoping and Design Projects

Transportation Planning

F.O. Item 276

Jaffarwan City, MO 64002

	2017	2018	2019	2020	2021
State	84	3	2	0	0
AC-State	0	0	0	0	0
Local	0	0	0	0	0
Sub-total State	84	3	2	0	0
Federal					
Sub-total Federal	57	14	8	0	0
Grand Total	141	17	10	0	0



2017 - 2021 Scoping and Design Projects

STATE FISCAL YEAR PROJECT BUDGETING (ENGINEERING)

DISTRICT	Prior Prog.	AC-State	Fed	State	Local	7/2016- 6/2017	7/2017- 6/2021
Northwest	139	0	151	33	0	105	79
Northeast	367	0	264	57	0	188	133
Kansas City (Non-TMA)	253	0	366	89	0	129	326
Kansas City (TMA)	4,788	0	1,167	493	0	680	980
Central	4,762	0	1,784	389	0	1,326	847
St. Louis	6,170	0	2,480	666	0	849	2,297
Southwest (Non-TMA)	3,306	0	2,579	594	0	684	2,489
Southwest (TMA)	3,696	0	815	175	0	197	793
Southeast	50	0	79	89	0	141	27
Summary	23,531	0	9,685	2,585	0	4,299	7,971



2017 - 2021 Scoping and Design Projects

Transportation Planning

F.O. Item 276

Jafferson City, MO 64502

Project Count: 228

	2017	2018	2019	2020	2021
State	986	705	429	266	149
AC-State	0	0	0	0	0
Local	0	0	0	0	0
Sub-total State	986	705	429	266	149
Federal					
Sub-total Federal	3,138	2,744	1,739	1,118	646
Grand Total	4,124	3,449	2,168	1,384	795

Section 4 – Highway and Bridge Schedule

2017 – 2021 Highway and Bridge Construction Schedule RSMo 21.795.2(3)

The Highway and Bridge Construction Schedule identifies highway and bridge projects funded for right of way acquisition and/or construction during the five-year period between July 1, 2016, and June 30, 2021. Engineering costs for these projects are included as well.

Projects on this schedule are funded and represent a commitment to implement an improvement, purchase right of way and or construct. Projects on this schedule with right of way funding only represent a commitment to buy right of way, not a commitment to construct.

There are a number of assumptions and requirements that must be met for project construction to begin. Some assumptions and requirements apply to all projects. Other assumptions and requirements vary depending upon the complexity of the project. These assumptions are:

- The assumed funding levels from state and federal sources are reached.
- All environmental requirements and clearances are obtained.
- Any legal matters are resolved.
- Right of way acquisition and utility relocation occur as scheduled.
- Concurrence is obtained from the Metropolitan Planning Organizations for projects in the Cape Girardeau, Columbia, Fayetteville-Springdale-Rogers AR-MO, Jefferson City, Joplin, Kansas City, St. Joseph, St. Louis, and Springfield areas.



MoDOT's Northwest District

PROJECT DESCRIPTION KEY

2017-2021 Highway and Bridge Construction Schedule

Construction contingency applied to construction cost in the year the project is awarded.

Three percent project growth factor compounded annually is applied to right-of-way and construction in program years 2, 3, 4, and 5.

No inflation is applied to the Funding From Other Sources (FFOS) or Payments.

Engineering includes PE costs, CE costs, and R/W incidentals.

County:XX				
---	--	--	--	--

Anticipated Federal Funding Category^

Estimated cost range beyond 2021.

Date project is to be awarded to begin construction (Season and calendar year for 2016 & 2017. SFY only beyond 2017).

Metropolitan Planning Organization (Y/N).

Project description and location.

County location of project.

Route location of project.

Project number used to track project costs.

Total length in 1/100 miles.

Primary Funding Category.*

Secondary Funding Category.**

Transportation Improvement Plan

Projects with full oversight by the Federal Highway Administration.

Total project cost estimate.

Federal, Advanced CN-State, State and Local share of project costs.

Dollars programmed in previous STIPs.

Dollars funded from other sources.

Dollars for construction, utilities and

Dollars for right-of-way (land acquisition).

Dollars to be paid back for accelerating the project or payments to others.

Dollars for engineering that include preliminary engineering, construction engineering and right-of-way incidentals.

*Primary Funding Category:

Take Care of System
Statewide Interstate & Major Bridge
Safety
Statewide Safety
Flexible & Other
Amendment 3

**Secondary Funding Category:

Enhancements
Low Type Resurfacing
N - Ada Trans (ADA Transition Plan)
Preventive Maint (Preventive Maintenance)
Regional
Rehab And Reconst (Rehabilitation and Reconstruction)
Routine Maintenance
Safety
Systems Operations
Thin Lift Overlay
Urban Safety

^Anticipated Federal Funding Category:

CMAQ - Congestion Mitigation and Air Quality.

* Usually 80% Federal & 20% State funds.

Earmark - usually 80% Federal & 20% State funds.

NHFP - National Highway Freight Program.

* Usually 80% Federal & 20% State funds.

NHPP - National Highway Performance Program.

* Usually 80% Federal & 20% State funds.

* Sometimes 90% Federal & 10% State funds.

Safety - usually 90% Federal & 10% State funds.

State - No federal funds, state only funded.

STP - Surface Transportation Block Grant Program.

* Usually 80% Federal & 20% State funds.

(All Costs in Thousands)



2017-2021 Highway and Bridge Construction Schedule

Transportation Planning

P.O. Box 270
Jefferson City, MO 65802

Construction contingency applied to construction cost in the year the project is awarded.

Three percent project growth factor compounded annually is applied to right-of-way and construction costs in program years 2, 3, 4, and 5.

No inflation is applied to the Funding From Other Sources (FFOS) or Payments.

Engineering includes PE costs, CE costs and R/W incidentals.

Construction contingency applied to construction cost in the year the project is awarded. Three percent project growth factor compounded annually is applied to right-of-way and construction costs in program years 2, 3, 4, and 5. No inflation is applied to the Funding From Other Sources (FFOS) or Payments. Engineering includes PE costs, CE costs and R/W incidentals.							STATE FISCAL YEAR PROJECT BUDGETING					
							Prior Prog.	7/2016- 6/2017	7/2017- 6/2018	7/2018- 6/2019	7/2019- 6/2020	7/2020- 6/2021
County: Andrew Route: IS 29 Job No.: 0I3003C Length: 44.04 MPO: Y Fund Cat: Statewide Interstate And Major Bridge Sec Cat: Preventive Maint Awd Date: Spring 17 Anticipated Fed Cat: NHPP TIP #: Future Cost: 0 Estimate Total: 271	Job Order Contracting for pavement repair from Rte. K in Andrew County to Platte County. Includes I-229 in Andrew and Buchanan Counties.						Engineering: 0 R/W: 0 Construction: 0 FFOS: 0 Payments: 0	21 0 250 0 0	0 0 0 0 0	0 0 0 0 0	0 0 0 0 0	
County: Andrew Route: LP 29 Job No.: 1S2230 Length: 2.04 MPO: Y Fund Cat: Taking Care Of System Sec Cat: Thin Lift Overlay Awd Date: Fall 16 Anticipated Fed Cat: NHPP TIP #: Future Cost: 0 Estimate Total: 1,461	Pavement improvement from Rte. 59 in Country Club Village to Rte. 169 (Rochester Road) in St. Joseph.						Engineering: 25 R/W: 0 Construction: 0 FFOS: 0 Payments: 0	111 0 1,325 0 0	0 0 0 0 0	0 0 0 0 0	0 0 0 0 0	
County: Andrew Route: MO 48 Job No.: 1S3133 Length: 0.10 MPO: N Fund Cat: Taking Care Of System Sec Cat: Rehab And Reconst Awd Date: 2020 Anticipated Fed Cat: NHPP TIP #: Future Cost: 0 Estimate Total: 905	Replace bridge over Agee Creek, 2 miles east of Rte. D near Whitesville. Project involves bridge K0085.						Engineering: 0 R/W: 0 Construction: 0 FFOS: 0 Payments: 0	0 0 0 0 0	16 0 0 0 0	47 5 0 0 0	72 0 765 0 0	
County: Andrew Route: US 71 Job No.: 1P3102 Length: 11.78 MPO: N Fund Cat: Taking Care Of System Sec Cat: Thin Lift Overlay Awd Date: Summer 17 Anticipated Fed Cat: NHPP TIP #: Future Cost: 0 Estimate Total: 5,869	Pavement improvement in disconnected sections from north of Rte. A (Nodaway County) to south of Rte. 48 (Andrew County).						Engineering: 2 R/W: 0 Construction: 0 FFOS: 0 Payments: 0	93 0 0 0 0	418 0 5,356 0 0	0 0 0 0 0	0 0 0 0 0	
County: Andrew Route: RT E Job No.: 1L1703B Length: 4.13 MPO: N Fund Cat: Taking Care Of System Sec Cat: Low Type Resurfacing Awd Date: Fall 16 Anticipated Fed Cat: S.T.P. TIP #: Future Cost: 0 Estimate Total: 329	Pavement improvement from Rte. D to Rte. 169 near Savannah.						Engineering: 0 R/W: 0 Construction: 0 FFOS: 0 Payments: 0	29 0 300 0 0	0 0 0 0 0	0 0 0 0 0	0 0 0 0 0	

* Subject to the approval of the Transportation Improvement Plan by the governing Metropolitan Planning Organization.

Jun-14-2016

Section 4 - 1

District Northwest

Dollars in Thousands



2017-2021 Highway and Bridge Construction Schedule

Transportation Planning

P.O. Box 270
Jefferson City, MO 65102

Construction contingency applied to construction cost in the year the project is awarded.

Three percent project growth factor compounded annually is applied to right-of-way and construction costs in program years 2, 3, 4, and 5.

No inflation is applied to the Funding From Other Sources (FFOS) or Payments.

Engineering includes PE costs, CE costs and R/W incidentals.

Construction contingency applied to construction cost in the year the project is awarded. Three percent project growth factor compounded annually is applied to right-of-way and construction costs in program years 2, 3, 4, and 5. No inflation is applied to the Funding From Other Sources (FFOS) or Payments. Engineering includes PE costs, CE costs and R/W incidentals.												STATE FISCAL YEAR PROJECT BUDGETING					
												Prior Prog.	7/2016- 6/2017	7/2017- 6/2018	7/2018- 6/2019	7/2019- 6/2020	7/2020- 6/2021
County: Andrew	Replace bridge over the Platte River, 1.5 miles west of Rte. Z at Cosby. Project involves bridge N0868.					Engineering:	6	72	118	178	0	0					
Route: RT O						R/W:	0	0	10	0	0	0					
Job No.: 1S0559						Construction:	0	0	0	2,122	0	0					
Length: 0.15						MPO: N	FFOS:	0	0	0	0	0	0				
Fund Cat: Taking Care Of System						Fed: 2,001	State: 499	Local: 0	Payments:	0	0	0	0	0	0		
Sec Cat: Rehab And Reconst	Awd Date: 2019	Anticipated Fed Cat: NHPP															
TIP #:	Future Cost: 0		Estimate Total: 2,506														
County: Atchison	Replace bridge over Mill Creek, 1 mile south of Rte. Z near Corning. Project involves bridge X0172.					Engineering:	6	35	60	84	0	0					
Route: MO 111						R/W:	0	0	0	0	0	0					
Job No.: 1S3055						Construction:	0	0	0	955	0	0					
Length: 0.05						MPO: N	FFOS:	0	0	0	0	0	0				
Fund Cat: Taking Care Of System						Fed: 908	State: 226	Local: 0	Payments:	0	0	0	0	0			
Sec Cat:	Awd Date: 2019	Anticipated Fed Cat: NHPP															
TIP #:	Future Cost: 0		Estimate Total: 1,140														
County: Atchison	Pavement and shoulder improvements from the Tarkio River bridge, near Tarkio, to the Little Tarkio Creek bridge 0.3 mile east of Rte. M.					Engineering:	119	113	0	0	0	0					
Route: US 136						R/W:	1	0	0	0	0	0					
Job No.: 1P2224						Construction:	0	1,620	0	0	0	0					
Length: 5.96						MPO: N	FFOS:	0	0	0	0	0	0				
Fund Cat: Taking Care Of System						AC-State: 1,387	State: 346	Local: 0	Payments:	0	0	0	0	0			
Sec Cat: Rehab And Reconst	Awd Date: Fall 16	Anticipated Fed Cat: NHPP															
TIP #:	Future Cost: 0		Estimate Total: 1,853														
County: Atchison	Replace bridge over East Fork Little Tarkio Creek, 0.5 mile west of the Nodaway County line near Tarkio. Project involves bridge J0023.					Engineering:	3	103	55	0	0	0					
Route: US 136						R/W:	0	5	0	0	0	0					
Job No.: 1P3101						Construction:	0	0	855	0	0	0					
Length: 0.08						MPO: N	FFOS:	0	0	0	0	0	0				
Fund Cat: Taking Care Of System						AC-State: 814	State: 204	Local: 0	Payments:	0	0	0	0	0			
Sec Cat: Rehab And Reconst	Awd Date: Summer 17	Anticipated Fed Cat: NHPP															
TIP #:	Future Cost: 0		Estimate Total: 1,021														
County: Atchison	Job Order Contracting for pavement repair from the Iowa State line to Rte. K in Andrew County.					Engineering:	0	18	0	0	0	0					
Route: IS 29						R/W:	0	0	0	0	0	0					
Job No.: 0I3003B						Construction:	0	250	0	0	0	0					
Length: 63.97						MPO: N	FFOS:	0	0	0	0	0	0				
Fund Cat: Statewide Interstate And Major Bridge						AC-State: 241	State: 27	Local: 0	Payments:	0	0	0	0	0			
Sec Cat: Preventive Maint	Awd Date: Spring 17	Anticipated Fed Cat: NHPP															
TIP #:	Future Cost: 0		Estimate Total: 268														

* Subject to the approval of the Transportation Improvement Plan by the governing Metropolitan Planning Organization.

Jun-14-2016

Section 4 - 2

District Northwest

Dollars in Thousands



2017-2021 Highway and Bridge Construction Schedule

Construction contingency applied to construction cost in the year the project is awarded.

Three percent project growth factor compounded annually is applied to right-of-way and construction costs in program years 2, 3, 4, and 5.

No inflation is applied to the Funding From Other Sources (FFOS) or Payments.

Engineering includes PE costs, CE costs and R/W incidentals.

Construction contingency applied to construction cost in the year the project is awarded. Three percent project growth factor compounded annually is applied to right-of-way and construction costs in program years 2, 3, 4, and 5. No inflation is applied to the Funding From Other Sources (FFOS) or Payments. Engineering includes PE costs, CE costs and R/W incidentals.												STATE FISCAL YEAR PROJECT BUDGETING						
												Prior Prog.	7/2016- 6/2017	7/2017- 6/2018	7/2018- 6/2019	7/2019- 6/2020	7/2020- 6/2021	
County: Atchison	Pavement and shoulder improvements from Iowa State line to Rte. 111 near Rock Port.											Engineering:	56	94	467	0	0	0
Route: IS 29												R/W:	0	0	0	0	0	0
Job No.: 113085												Construction:	0	0	6,439	0	0	0
Length: 16.53	MPO: N											FFOS:	0	0	0	0	0	0
Fund Cat: Statewide Interstate And Major Bridge	AC-State: 6,300 State: 700 Local: 0										Payments:	0	0	0	0	0	0	
Sec Cat: Preventive Maint	Awd Date: Summer 17	Anticipated Fed Cat: NHPP		Federal Oversight														
TIP #:	Future Cost: 0 Estimate Total: 7,056																	
County: Atchison	Replace bridge over the Tarkio River, 0.6 mile east Rte. 59 near Fairfax. Project involves bridge L0447.											Engineering:	6	26	89	144	0	0
Route: RT J												R/W:	0	0	5	0	0	0
Job No.: 1S3054												Construction:	0	0	0	1,591	0	0
Length: 0.09	MPO: N											FFOS:	0	0	0	0	0	0
Fund Cat: Taking Care Of System	Fed: 1,485 State: 370 Local: 0										Payments:	0	0	0	0	0	0	
Sec Cat: Rehab And Reconst	Awd Date: 2019	Anticipated Fed Cat: NHPP																
TIP #:	Future Cost: 0 Estimate Total: 1,861																	
County: Buchanan	Replace bridge over I-29, 1 mile east of Rte. 371 near Faucett. Project involves bridge A0074.											Engineering:	0	36	60	93	0	0
Route: MO 116												R/W:	0	0	0	0	0	0
Job No.: 1S3129												Construction:	0	0	0	1,061	0	0
Length: 0.12	MPO: N											FFOS:	0	0	0	0	0	0
Fund Cat: Taking Care Of System	Fed: 1,000 State: 250 Local: 0										Payments:	0	0	0	0	0	0	
Sec Cat: Rehab And Reconst	Awd Date: 2019	Anticipated Fed Cat: NHPP		Federal Oversight														
TIP #:	Future Cost: 0 Estimate Total: 1,250																	
County: Buchanan	ADA Transition Plan improvements at six intersections in St. Joseph. Rte. 169 (Belt Hwy.) at Beck Rd., Faraon St., Rte. 36 and Wal-Mart entrance. Rte. YY (Mitchell Ave.) at College Dr. and Rte AC. \$800,000 Transportation Alternatives Funds.											Engineering:	0	120	0	0	0	0
Route: US 169												R/W:	0	0	0	0	0	0
Job No.: 1S3143												Construction:	0	1,020	0	0	0	0
Length: 0.33	MPO: Y											FFOS:	0	800	0	0	0	0
Fund Cat: Taking Care Of System	Fed: 912 State: 228 Local: 0										Payments:	0	0	0	0	0	0	
Sec Cat: N- Ada Trans	Awd Date: Spring 17	Anticipated Fed Cat: NHPP																
TIP #:	Future Cost: 0 Estimate Total: 1,140																	
County: Buchanan	Bridge substructure rehabilitation over I-229 and 6th Street in St. Joseph. Project involves Bridge L0319.											Engineering:	0	10	50	134	0	0
Route: US 36												R/W:	0	0	0	0	0	0
Job No.: 1P3120												Construction:	0	0	0	1,731	0	0
Length: 0.23	MPO: Y											FFOS:	0	0	0	0	0	0
Fund Cat: Statewide Interstate And Major Bridge	Fed: 1,541 State: 384 Local: 0										Payments:	0	0	0	0	0	0	
Sec Cat: Rehab And Reconst	Awd Date: 2019	Anticipated Fed Cat: NHPP																
TIP #:	Future Cost: 0 Estimate Total: 1,925																	

* Subject to the approval of the Transportation Improvement Plan by the governing Metropolitan Planning Organization.



2017-2021 Highway and Bridge Construction Schedule

Construction contingency applied to construction cost in the year the project is awarded.

Three percent project growth factor compounded annually is applied to right-of-way and construction costs in program years 2, 3, 4, and 5.

No inflation is applied to the Funding From Other Sources (FFOS) or Payments.

Engineering includes PE costs, CE costs and R/W incidentals.

Construction contingency applied to construction cost in the year the project is awarded. Three percent project growth factor compounded annually is applied to right-of-way and construction costs in program years 2, 3, 4, and 5. No inflation is applied to the Funding From Other Sources (FFOS) or Payments. Engineering includes PE costs, CE costs and R/W incidentals.										STATE FISCAL YEAR PROJECT BUDGETING						
										Prior Prog.	7/2016- 6/2017	7/2017- 6/2018	7/2018- 6/2019	7/2019- 6/2020	7/2020- 6/2021	
County: Buchanan	Pavement and shoulder improvement from Rte. 752, in St. Joseph, to Platte County line.									Engineering:	6	10	62	204	0	0
Route: MO 371										R/W:	0	0	0	0	0	0
Job No.: 1S3076										Construction:	0	0	0	2,758	0	0
Length: 13.00	MPO: Y								FFOS:	0	0	0	0	0	0	
Fund Cat: Taking Care Of System			Fed: 2,427	State: 607	Local: 0					Payments:	0	0	0	0	0	
Sec Cat: Thin Lift Overlay	Awd Date: 2019	Anticipated Fed Cat: S.T.P.														
TIP #:	Future Cost: 0		Estimate Total: 3,040													
County: Buchanan	Pavement improvement from I-29 to Rte. AC (Riverside Road) in St. Joseph. \$207,291 from TEA-21 Demo ID #MO029.									Engineering:	7	98	0	0	0	0
Route: MO 6										R/W:	0	0	0	0	0	0
Job No.: 1S3092										Construction:	0	996	0	0	0	0
Length: 1.42	MPO: Y								FFOS:	0	207	0	0	0	0	
Fund Cat: Taking Care Of System			Fed: 875	State: 219	Local: 0					Payments:	0	0	0	0	0	
Sec Cat: Thin Lift Overlay	Awd Date: Spring 17	Anticipated Fed Cat: NHPP														
TIP #: RR201605	Future Cost: 0		Estimate Total: 1,101													
County: Buchanan	ADA Transition Plan improvements to sidewalks, ramps and signals from Woodbine Road to Rte. AC (Riverside Road) in St. Joseph. Project does not include I-29 overpass bridge. \$1,054,000 Statewide Transportation Alternative Funds.									Engineering:	29	198	0	0	0	0
Route: MO 6										R/W:	0	37	0	0	0	0
Job No.: 1S3096										Construction:	0	1,611	0	0	0	0
Length: 1.62	MPO: Y								FFOS:	30	1,054	0	0	0	0	
Fund Cat: Taking Care Of System			Fed: 1,477	State: 369	Local: 0					Payments:	0	0	0	0	0	
Sec Cat: N- Ada Trans	Awd Date: Spring 17	Anticipated Fed Cat: S.T.P.														
TIP #: BP201604	Future Cost: 0		Estimate Total: 1,875													
County: Buchanan	Replace bridge over I-29, 1 mile east of Rte. 371 near Faucett. Project involves bridge A0051.									Engineering:	212	409	0	0	0	0
Route: RT DD										R/W:	0	60	0	0	0	0
Job No.: 1S2192										Construction:	0	3,135	0	0	0	0
Length: 0.07	MPO: N								FFOS:	0	0	0	0	0	0	
Fund Cat: Taking Care Of System			Fed: 2,883	State: 721	Local: 0					Payments:	0	0	0	0	0	
Sec Cat: Rehab And Reconst	Awd Date: Spring 17	Anticipated Fed Cat: NHPP		Federal Oversight												
TIP #:	Future Cost: 0		Estimate Total: 3,816													
County: Carroll	Pavement improvement from Ray County line to Rte. 65 near Carrollton.									Engineering:	2	30	153	0	0	0
Route: MO 10										R/W:	0	0	0	0	0	0
Job No.: 1P3108										Construction:	0	0	2,149	0	0	0
Length: 17.03	MPO: N								FFOS:	0	0	0	0	0	0	
Fund Cat: Taking Care Of System			AC-State: 1,865	State: 467	Local: 0					Payments:	0	0	0	0	0	
Sec Cat: Thin Lift Overlay	Awd Date: 2018	Anticipated Fed Cat: NHPP														
TIP #:	Future Cost: 0		Estimate Total: 2,334													

* Subject to the approval of the Transportation Improvement Plan by the governing Metropolitan Planning Organization.



2017-2021 Highway and Bridge Construction Schedule

Transportation Planning

P.O. Box 270
Jefferson City, MO 65102

Construction contingency applied to construction cost in the year the project is awarded.

Three percent project growth factor compounded annually is applied to right-of-way and construction costs in program years 2, 3, 4, and 5.

No inflation is applied to the Funding From Other Sources (FFOS) or Payments.

Engineering includes PE costs, CE costs and R/W incidentals.

Construction contingency applied to construction cost in the year the project is awarded. Three percent project growth factor compounded annually is applied to right-of-way and construction costs in program years 2, 3, 4, and 5. No inflation is applied to the Funding From Other Sources (FFOS) or Payments. Engineering includes PE costs, CE costs and R/W incidentals.							STATE FISCAL YEAR PROJECT BUDGETING						
							Prior Prog.	7/2016-	7/2017-	7/2018-	7/2019-	7/2020-	
								6/2017	6/2018	6/2019	6/2020	6/2021	
County:	Carroll	Pavement and shoulder improvements from 1.9 miles east of Rte. 41, near Dewitt, to Rte. 5 in Keytesville.					Engineering:	28	49	81	459	0	0
Route:	US 24						R/W:	0	0	0	0	0	0
Job No.:	2P2211						Construction:	0	0	0	4,040	0	0
Length:	17.44	MPO: N					FFOS:	0	0	0	0	0	0
Fund Cat:	Taking Care Of System	AC-State: 3,704	State: 925	Local: 0			Payments:	0	0	0	0	0	0
Sec Cat:	Thin Lift Overlay	Awd Date: 2019	Anticipated Fed Cat: NHPP										
TIP #:		Future Cost: 0	Estimate Total: 4,657										
County:	Carroll	Pavement improvement from Rte. 65 to end of state maintenance, 2.7 miles east of Rte. 139, near Hale.					Engineering:	0	15	53	0	0	0
Route:	RT J						R/W:	0	0	0	0	0	0
Job No.:	1L1801F						Construction:	0	0	721	0	0	0
Length:	9.94	MPO: N					FFOS:	0	0	0	0	0	0
Fund Cat:	Taking Care Of System	AC-State: 631	State: 158	Local: 0			Payments:	0	0	0	0	0	0
Sec Cat:	Low Type Resurfacing	Awd Date: Fall 17	Anticipated Fed Cat: S.T.P.										
TIP #:		Future Cost: 0	Estimate Total: 789										
County:	Carroll	Improvements to sidewalks and pedestrian ramps in Bogard.					Engineering:	12	1	1	1	6	0
Route:	RT W						R/W:	0	0	0	0	0	0
Job No.:	1P2219C						Construction:	0	0	0	0	92	0
Length:	0.49	MPO: N					FFOS:	0	0	0	0	0	0
Fund Cat:	Taking Care Of System	Fed: 82	State: 19	Local: 0			Payments:	0	0	0	0	0	0
Sec Cat:	Rehab And Reconst	Awd Date: 2020	Anticipated Fed Cat: S.T.P.										
TIP #:		Future Cost: 0	Estimate Total: 113										
County:	Chariton	Pavement and shoulder improvements from Rte. 5 in Keytesville to Randolph County line.					Engineering:	182	287	0	0	0	0
Route:	US 24						R/W:	0	0	0	0	0	0
Job No.:	1P3005						Construction:	0	4,039	0	0	0	0
Length:	13.16	MPO: N					FFOS:	0	0	0	0	0	0
Fund Cat:	Taking Care Of System	Fed: 3,461	State: 865	Local: 0			Payments:	0	0	0	0	0	0
Sec Cat:	Rehab And Reconst	Awd Date: Summer 16	Anticipated Fed Cat: NHPP										
TIP #:		Future Cost: 0	Estimate Total: 4,508										
County:	Chariton	Replace bridge over Middle Fork Chariton River, 1.8 miles west of Rte. 129 near Salisbury. Project involves bridge G0826.					Engineering:	0	5	37	45	80	0
Route:	US 24						R/W:	0	0	0	0	0	0
Job No.:	1P3132						Construction:	0	0	0	0	983	0
Length:	0.12	MPO: N					FFOS:	0	0	0	0	0	0
Fund Cat:	Taking Care Of System	Fed: 920	State: 230	Local: 0			Payments:	0	0	0	0	0	0
Sec Cat:	Rehab And Reconst	Awd Date: 2020	Anticipated Fed Cat: NHPP										
TIP #:		Future Cost: 0	Estimate Total: 1,150										

* Subject to the approval of the Transportation Improvement Plan by the governing Metropolitan Planning Organization.

Jun-14-2016

Section 4 - 5

District Northwest

Dollars in Thousands



2017-2021 Highway and Bridge Construction Schedule

Construction contingency applied to construction cost in the year the project is awarded.

Three percent project growth factor compounded annually is applied to right-of-way and construction costs in program years 2, 3, 4, and 5.

No inflation is applied to the Funding From Other Sources (FFOS) or Payments.

Engineering includes PE costs, CE costs and R/W incidentals.

Construction contingency applied to construction cost in the year the project is awarded. Three percent project growth factor compounded annually is applied to right-of-way and construction costs in program years 2, 3, 4, and 5. No inflation is applied to the Funding From Other Sources (FFOS) or Payments. Engineering includes PE costs, CE costs and R/W incidentals.							STATE FISCAL YEAR PROJECT BUDGETING					
							Prior Prog.	7/2016- 6/2017	7/2017- 6/2018	7/2018- 6/2019	7/2019- 6/2020	7/2020- 6/2021
County: Chariton Route: US 24 Job No.: 2P2182 Length: 0.08 MPO: N Fund Cat: Taking Care Of System Sec Cat: Rehab And Reconst Awd Date: 2019 Anticipated Fed Cat: NHPP TIP #: Future Cost: 0 Estimate Total: 2,498	Replace bridge over Mussel Fork River, 0.1 mile west of Keytesville. Project involves bridge H0520.						Engineering: 15 R/W: 0 Construction: 0 FFOS: 0 Payments: 0	66 0 0 0 0	112 5 0 0 0	178 0 2,122 0 0	0 0 0 0 0	0 0 0 0 0
County: Chariton Route: US 24 Job No.: 2P2183 Length: 0.06 MPO: N Fund Cat: Taking Care Of System Sec Cat: Rehab And Reconst Awd Date: 2020 Anticipated Fed Cat: NHPP TIP #: Future Cost: 0 Estimate Total: 3,972	Replace bridge to the overflow structure of the Middle Fork Chariton River, 1.5 miles east of Rte. 129 near Salisbury. Project involves bridge G0891.						Engineering: 28 R/W: 0 Construction: 0 FFOS: 0 Payments: 0	10 0 0 0 0	103 0 0 0 0	172 0 0 0 0	272 0 3,387 0 0	0 0 0 0 0
County: Clinton Route: MO 116 Job No.: 1S3125 Length: 0.02 MPO: N Fund Cat: Taking Care Of System Sec Cat: Rehab And Reconst Awd Date: Summer 17 Anticipated Fed Cat: S.T.P. TIP #: Future Cost: 0 Estimate Total: 243	Replace bridge over McGuire Creek, 1.7 miles west of Rte. 169 near Gower. Project involves bridge Z0383.						Engineering: 0 R/W: 0 Construction: 0 FFOS: 0 Payments: 0	16 2 0 0 0	19 0 206 0 0	0 0 0 0 0	0 0 0 0 0	0 0 0 0 0
County: Clinton Route: US 169 Job No.: 1P3103 Length: 0.19 MPO: N Fund Cat: Taking Care Of System Sec Cat: Rehab And Reconst Awd Date: 2019 Anticipated Fed Cat: NHPP TIP #: Future Cost: 0 Estimate Total: 2,370	Replace bridge over Castile Creek, 1 mile southeast of Gower. Project involves bridge L0679.						Engineering: 3 R/W: 0 Construction: 0 FFOS: 0 Payments: 0	72 0 0 0 0	122 5 0 0 0	174 0 1,994 0 0	0 0 0 0 0	0 0 0 0 0
County: Clinton Route: US 69 Job No.: 1S3059 Length: 0.13 MPO: N Fund Cat: Taking Care Of System Sec Cat: Rehab And Reconst Awd Date: 2019 Anticipated Fed Cat: NHPP TIP #: Future Cost: 0 Estimate Total: 969	Replace bridge deck over I-35, 4.4 miles south of Cameron. Project involves bridge A1152.						Engineering: 6 R/W: 0 Construction: 0 FFOS: 0 Payments: 0	13 0 0 0 0	32 0 0 0 0	69 0 849 0 0	0 0 0 0 0	0 0 0 0 0

* Subject to the approval of the Transportation Improvement Plan by the governing Metropolitan Planning Organization.



2017-2021 Highway and Bridge Construction Schedule

Transportation Planning

P.O. Box 270
Jefferson City, MO 65102

Construction contingency applied to construction cost in the year the project is awarded.

Three percent project growth factor compounded annually is applied to right-of-way and construction costs in program years 2, 3, 4, and 5.

No inflation is applied to the Funding From Other Sources (FFOS) or Payments.

Engineering includes PE costs, CE costs and R/W incidentals.

Construction contingency applied to construction cost in the year the project is awarded. Three percent project growth factor compounded annually is applied to right-of-way and construction costs in program years 2, 3, 4, and 5. No inflation is applied to the Funding From Other Sources (FFOS) or Payments. Engineering includes PE costs, CE costs and R/W incidentals.											STATE FISCAL YEAR PROJECT BUDGETING					
											Prior Prog.	7/2016- 6/2017	7/2017- 6/2018	7/2018- 6/2019	7/2019- 6/2020	7/2020- 6/2021
County: Clinton Route: RT C Job No.: 1S3088 Length: 8.63 MPO: Y Fund Cat: Taking Care Of System Sec Cat: Preventive Maint Awd Date: Summer 16 Anticipated Fed Cat: S.T.P. TIP #: Future Cost: 0 Estimate Total: 967	Pavement and shoulder improvements from Rte. 116 in Plattsburg to Rte. CC in Clay County. \$760,000 Open Container funds.					Engineering: 31 R/W: 6 Construction: 0 FFOS: 0 Payments: 0	62 0 868 760 0	0 0 0 0 0	0 0 0 0 0	0 0 0 0 0						
County: Daviess Route: MO 13 Job No.: 1S0579 Length: 0.15 MPO: N Fund Cat: Taking Care Of System Sec Cat: Rehab And Reconst Awd Date: Fall 17 Anticipated Fed Cat: NHPP TIP #: Future Cost: 0 Estimate Total: 1,610	Replace bridge over Honey Creek, 0.5 miles north of Rte. HH near Gallatin. Project involves bridge J0860.					Engineering: 108 R/W: 0 Construction: 0 FFOS: 0 Payments: 0	42 10 0 0 0	99 0 1,351 0 0	0 0 0 0 0	0 0 0 0 0						
County: Daviess Route: MO 190 Job No.: 1S3118 Length: 12.77 MPO: N Fund Cat: Taking Care Of System Sec Cat: Low Type Resurfacing Awd Date: Fall 16 Anticipated Fed Cat: S.T.P. TIP #: Future Cost: 0 Estimate Total: 1,272	Pavement improvement from Rte. F in Jamesport to Rte. U near Lock Springs.					Engineering: 20 R/W: 0 Construction: 0 FFOS: 0 Payments: 0	99 0 1,153 0 0	0 0 0 0 0	0 0 0 0 0	0 0 0 0 0						
County: Daviess Route: IS 35 Job No.: 0I3003E Length: 32.17 MPO: N Fund Cat: Statewide Interstate And Major Bridge Sec Cat: Preventive Maint Awd Date: Spring 17 Anticipated Fed Cat: NHPP TIP #: Future Cost: 0 Estimate Total: 268	Job Order Contracting for pavement repair from Rte. 6 in Daviess County near Winston to the Clay County line.					Engineering: 0 R/W: 0 Construction: 0 FFOS: 0 Payments: 0	18 0 250 0 0	0 0 0 0 0	0 0 0 0 0	0 0 0 0 0						
County: Daviess Route: US 69 Job No.: 1L1801D Length: 3.18 MPO: N Fund Cat: Taking Care Of System Sec Cat: Low Type Resurfacing Awd Date: Fall 17 Anticipated Fed Cat: S.T.P. TIP #: Future Cost: 0 Estimate Total: 253	Pavement improvement from I-35 to Rte. 6 West near Altamont.					Engineering: 0 R/W: 0 Construction: 0 FFOS: 0 Payments: 0	4 0 0 0 0	17 0 232 0 0	0 0 0 0 0	0 0 0 0 0						

* Subject to the approval of the Transportation Improvement Plan by the governing Metropolitan Planning Organization.

Jun-14-2016

Section 4 - 7

District Northwest

Dollars in Thousands



2017-2021 Highway and Bridge Construction Schedule

Transportation Planning

P.O. Box 270
Jefferson City, MO 65102

Construction contingency applied to construction cost in the year the project is awarded.

Three percent project growth factor compounded annually is applied to right-of-way and construction costs in program years 2, 3, 4, and 5.

No inflation is applied to the Funding From Other Sources (FFOS) or Payments.

Engineering includes PE costs, CE costs and R/W incidentals.

Construction contingency applied to construction cost in the year the project is awarded. Three percent project growth factor compounded annually is applied to right-of-way and construction costs in program years 2, 3, 4, and 5. No inflation is applied to the Funding From Other Sources (FFOS) or Payments. Engineering includes PE costs, CE costs and R/W incidentals.							STATE FISCAL YEAR PROJECT BUDGETING						
							Prior Prog.	7/2016- 6/2017	7/2017- 6/2018	7/2018- 6/2019	7/2019- 6/2020	7/2020- 6/2021	
County: Daviess	Pavement and shoulder improvements from I-35 to Pence Road, 0.4 mile north of Rte. 36 in Cameron. \$690,000 Open Container Funds.						Engineering:	35	207	0	0	0	0
Route: US 69							R/W:	0	0	0	0	0	0
Job No.: 1S3028							Construction:	0	1,750	0	0	0	0
Length: 7.29	MPO: N						FFOS:	0	690	0	0	0	0
Fund Cat: Taking Care Of System						Fed: 1,566	State: 391	Local: 0	Payments:	0	0	0	0
Sec Cat: Thin Lift Overlay	Awd Date: Fall 16	Anticipated Fed Cat: S.T.P.											
TIP #:	Future Cost: 0					Estimate Total: 1,992							
County: Daviess	Replace bridge deck over I-35, 3.8 miles west of Rte. 13 near Coffey. Project involves bridge A1917.						Engineering:	0	15	25	53	0	0
Route: RT B							R/W:	0	0	0	0	0	0
Job No.: 1S3141							Construction:	0	0	0	658	0	0
Length: 0.11	MPO: N						FFOS:	0	0	0	0	0	0
Fund Cat: Taking Care Of System						Fed: 600	State: 151	Local: 0	Payments:	0	0	0	0
Sec Cat: Rehab And Reconst	Awd Date: 2019	Anticipated Fed Cat: NHPP											
TIP #:	Future Cost: 0					Estimate Total: 751							
County: Daviess	Replace bridge deck over I-35, 0.8 mile east of Rte. 69 near Pattonsburg. Project involves bridge A1809.						Engineering:	0	14	24	50	0	0
Route: RT C							R/W:	0	0	0	0	0	0
Job No.: 1S3131							Construction:	0	0	0	626	0	0
Length: 0.11	MPO: N						FFOS:	0	0	0	0	0	0
Fund Cat: Taking Care Of System						Fed: 571	State: 143	Local: 0	Payments:	0	0	0	0
Sec Cat: Rehab And Reconst	Awd Date: 2019	Anticipated Fed Cat: NHPP											
TIP #:	Future Cost: 0					Estimate Total: 714							
County: Daviess	Replace bridge deck over I-35, 1 mile east of Rte. 69 near Pattonsburg. Project involves bridge A1807.						Engineering:	0	8	12	40	0	0
Route: RT DD							R/W:	0	0	0	0	0	0
Job No.: 1S3130							Construction:	0	0	0	546	0	0
Length: 0.11	MPO: N						FFOS:	0	0	0	0	0	0
Fund Cat: Taking Care Of System						Fed: 485	State: 121	Local: 0	Payments:	0	0	0	0
Sec Cat: Rehab And Reconst	Awd Date: 2019	Anticipated Fed Cat: NHPP											
TIP #:	Future Cost: 0					Estimate Total: 606							
County: Daviess	Replace bridge deck over I-35, 1 mile west of Rte. 69 near Altamont. Project involves bridge A1801.						Engineering:	12	10	18	49	0	0
Route: RT KK							R/W:	0	0	0	0	0	0
Job No.: 1S2166							Construction:	0	0	0	637	0	0
Length: 0.08	MPO: N						FFOS:	0	0	0	0	0	0
Fund Cat: Taking Care Of System						Fed: 571	State: 143	Local: 0	Payments:	0	0	0	0
Sec Cat: Preventive Maint	Awd Date: 2019	Anticipated Fed Cat: NHPP											
TIP #:	Future Cost: 0					Estimate Total: 726							

* Subject to the approval of the Transportation Improvement Plan by the governing Metropolitan Planning Organization.

Jun-14-2016

Section 4 - 8

District Northwest

Dollars in Thousands



2017-2021 Highway and Bridge Construction Schedule

Transportation Planning

P.O. Box 270
Jefferson City, MO 65102

Construction contingency applied to construction cost in the year the project is awarded.

Three percent project growth factor compounded annually is applied to right-of-way and construction costs in program years 2, 3, 4, and 5.

No inflation is applied to the Funding From Other Sources (FFOS) or Payments.

Engineering includes PE costs, CE costs and R/W incidentals.

Construction contingency applied to construction cost in the year the project is awarded. Three percent project growth factor compounded annually is applied to right-of-way and construction costs in program years 2, 3, 4, and 5. No inflation is applied to the Funding From Other Sources (FFOS) or Payments. Engineering includes PE costs, CE costs and R/W incidentals.										STATE FISCAL YEAR PROJECT BUDGETING					
										Prior Prog.	7/2016- 6/2017	7/2017- 6/2018	7/2018- 6/2019	7/2019- 6/2020	7/2020- 6/2021
County: Dekalb Route: US 169 Job No.: 1P3146 Length: 0.07 MPO: N Fund Cat: Taking Care Of System Sec Cat: Rehab And Reconst Awd Date: 2019 Anticipated Fed Cat: NHPP TIP #: Future Cost: 0 Estimate Total: 1,134	Replace bridge over Third Fork Platte River, 0.3 mile west of Rte. F near Union Star. Project involves bridge J0605.				Engineering: 0 R/W: 0 Construction: 0 FFOS: 0 Payments: 0	35 0 0 0 0	60 0 0 0 0	84 0 955 0 0	0 0 0 0 0	0 0 0 0 0					
County: Dekalb Route: MO 31 Job No.: 1P3104 Length: 16.45 MPO: N Fund Cat: Taking Care Of System Sec Cat: Thin Lift Overlay Awd Date: Winter 17 Anticipated Fed Cat: S.T.P. TIP #: Future Cost: 0 Estimate Total: 3,297	Pavement improvement from Rte. 169 to Rte. 36 near Clarksdale.				Engineering: 2 R/W: 0 Construction: 0 FFOS: 0 Payments: 0	305 0 2,990 0 0	0 0 0 0 0	0 0 0 0 0	0 0 0 0 0	0 0 0 0 0					
County: Dekalb Route: US 36 Job No.: 1P0875 Length: 0.16 MPO: N Fund Cat: Taking Care Of System Sec Cat: Rehab And Reconst Awd Date: Summer 16 Anticipated Fed Cat: NHPP TIP #: Future Cost: 0 Estimate Total: 2,185	Replace bridge decks in the eastbound and westbound lanes over I-35 in Cameron. Project involves twin bridges A1059.				Engineering: 86 R/W: 0 Construction: 0 FFOS: 0 Payments: 0	169 0 1,930 0 0	0 0 0 0 0	0 0 0 0 0	0 0 0 0 0	0 0 0 0 0					
County: Dekalb Route: US 36 Job No.: 1P0918 Length: 5.47 MPO: N Fund Cat: Taking Care Of System Sec Cat: Rehab And Reconst Awd Date: Summer 17 Anticipated Fed Cat: NHPP TIP #: Future Cost: 0 Estimate Total: 2,429	Pavement improvement in eastbound lane from east of Grindstone Creek to Caldwell County line, and westbound lane from Rte. C to Caldwell County line near Cameron.				Engineering: 29 R/W: 0 Construction: 0 FFOS: 0 Payments: 0	58 0 0 0 0	164 0 2,178 0 0	0 0 0 0 0	0 0 0 0 0	0 0 0 0 0					
County: Dekalb Route: US 36 Job No.: 1P3086 Length: 0.41 MPO: N Fund Cat: Safety Sec Cat: Safety Awd Date: Summer 17 Anticipated Fed Cat: Safety TIP #: Future Cost: 0 Estimate Total: 3,408	Reconstruct the horizontal curve in the westbound lane 0.2 mile east of Rte. 33 near Osborn.				Engineering: 53 R/W: 0 Construction: 0 FFOS: 0 Payments: 0	73 5 0 0 0	231 0 3,046 0 0	0 0 0 0 0	0 0 0 0 0	0 0 0 0 0					

* Subject to the approval of the Transportation Improvement Plan by the governing Metropolitan Planning Organization.

Jun-14-2016

Section 4 - 9

District Northwest

Dollars in Thousands



2017-2021 Highway and Bridge Construction Schedule

Construction contingency applied to construction cost in the year the project is awarded.

Three percent project growth factor compounded annually is applied to right-of-way and construction costs in program years 2, 3, 4, and 5.

No inflation is applied to the Funding From Other Sources (FFOS) or Payments.

Engineering includes PE costs, CE costs and R/W incidentals.

Construction contingency applied to construction cost in the year the project is awarded. Three percent project growth factor compounded annually is applied to right-of-way and construction costs in program years 2, 3, 4, and 5. No inflation is applied to the Funding From Other Sources (FFOS) or Payments. Engineering includes PE costs, CE costs and R/W incidentals.										STATE FISCAL YEAR PROJECT BUDGETING					
										Prior Prog.	7/2016- 6/2017	7/2017- 6/2018	7/2018- 6/2019	7/2019- 6/2020	7/2020- 6/2021
County: Dekalb Route: US 36 Job No.: 1P3105 Length: 10.50 MPO: N Fund Cat: Taking Care Of System Sec Cat: Thin Lift Overlay TIP #:	Pavement and shoulder improvements on eastbound lanes from east of Rte. 31 to Rte. 33 (north) near Osborn.				AC-State: 1,822 State: 455 Local: 0	Engineering: 2 R/W: 0 Construction: 0 FFOS: 0 Payments: 0	48 0 0 0 0	169 0 2,060 0 0	0 0 0 0 0	0 0 0 0 0					
County: Dekalb Route: RT A Job No.: 1S3137 Length: 0.10 MPO: N Fund Cat: Taking Care Of System Sec Cat: Rehab And Reconst TIP #:	Replace bridge over North Fork Lost Creek, 1.6 miles south of Rte. Z near Maysville. Project involves bridge T0641.				Fed: 518 State: 129 Local: 0	Engineering: 0 R/W: 0 Construction: 0 FFOS: 0 Payments: 0	2 0 0 0 0	8 0 0 0 0	32 5 0 0 0	54 0 546 0 0					
County: Dekalb Route: RT D Job No.: 1S0588 Length: 0.40 MPO: N Fund Cat: Taking Care Of System Sec Cat: Rehab And Reconst TIP #:	Replace bridge over Ervens Branch, 0.4 mile north of Rte W near Maysville. Project involves bridge S0419.				Fed: 632 State: 157 Local: 0	Engineering: 1 R/W: 0 Construction: 0 FFOS: 0 Payments: 0	16 0 0 0 0	40 0 0 0 0	26 11 0 0 0	40 0 656 0 0					
County: Dekalb Route: RT Z Job No.: 1L1703C Length: 2.01 MPO: N Fund Cat: Taking Care Of System Sec Cat: Low Type Resurfacing TIP #:	Pavement improvement from Rte. 169 to end of state maintenance, near Union Star.				Fed: 132 State: 33 Local: 0	Engineering: 0 R/W: 0 Construction: 0 FFOS: 0 Payments: 0	15 0 150 0 0	0 0 0 0 0	0 0 0 0 0	0 0 0 0 0					
County: Gentry Route: US 136 Job No.: 1P3006 Length: 3.86 MPO: N Fund Cat: Taking Care Of System Sec Cat: Thin Lift Overlay TIP #:	Pavement improvement from 1.1 miles east of Rte. 169 to 0.5 mile west of Rte. C in Albany.				AC-State: 770 State: 193 Local: 0	Engineering: 9 R/W: 0 Construction: 0 FFOS: 0 Payments: 0	29 0 0 0 0	67 0 867 0 0	0 0 0 0 0	0 0 0 0 0					

* Subject to the approval of the Transportation Improvement Plan by the governing Metropolitan Planning Organization.



2017-2021 Highway and Bridge Construction Schedule

Construction contingency applied to construction cost in the year the project is awarded.

Three percent project growth factor compounded annually is applied to right-of-way and construction costs in program years 2, 3, 4, and 5.

No inflation is applied to the Funding From Other Sources (FFOS) or Payments.

Engineering includes PE costs, CE costs and R/W incidentals.

Construction contingency applied to construction cost in the year the project is awarded. Three percent project growth factor compounded annually is applied to right-of-way and construction costs in program years 2, 3, 4, and 5. No inflation is applied to the Funding From Other Sources (FFOS) or Payments. Engineering includes PE costs, CE costs and R/W incidentals.											STATE FISCAL YEAR PROJECT BUDGETING					
											Prior Prog.	7/2016- 6/2017	7/2017- 6/2018	7/2018- 6/2019	7/2019- 6/2020	7/2020- 6/2021
County: Gentry Route: US 169 Job No.: 1P2208 Length: 17.70 MPO: N Fund Cat: Taking Care Of System Sec Cat: Thin Lift Overlay TIP #:	Pavement and shoulder improvements from Stanberry to Rte. 31 in Dekalb County. AC-State: 3,210 State: 803 Local: 0 Awd Date: Winter 17 Anticipated Fed Cat: S.T.P. Future Cost: 0 Estimate Total: 4,016					Engineering: 3 R/W: 0 Construction: 0 FFOS: 0 Payments: 0	389 0 3,624 0 0 0	0 0 0 0 0	0 0 0 0 0	0 0 0 0 0						
County: Harrison Route: IS 35 Job No.: 0I3003D Length: 49.20 MPO: N Fund Cat: Statewide Interstate And Major Bridge Sec Cat: Preventive Maint TIP #:	Job Order Contracting for pavement repair from the Iowa State line to Rte. 6 in Daviess County near Winston. AC-State: 241 State: 27 Local: 0 Awd Date: Spring 17 Anticipated Fed Cat: NHPP Future Cost: 0 Estimate Total: 268					Engineering: 0 R/W: 0 Construction: 0 FFOS: 0 Payments: 0	18 0 250 0 0	0 0 0 0 0	0 0 0 0 0	0 0 0 0 0						
County: Harrison Route: IS 35 Job No.: 1I3017 Length: 14.08 MPO: N Fund Cat: Statewide Interstate And Major Bridge Sec Cat: Rehab And Reconst TIP #:	Pavement improvement from Rte. N, at Eagleville, to Rte. 136 at Bethany. Excludes concrete pavement in the southbound lanes north of Bethany. AC-State: 6,057 State: 674 Local: 0 Awd Date: 2019 Anticipated Fed Cat: NHPP <div>Federal Oversight</div> Future Cost: 0 Estimate Total: 6,731					Engineering: 0 R/W: 0 Construction: 0 FFOS: 0 Payments: 0	20 0 0 0 0	134 0 0 0 0	742 0 5,835 0 0	0 0 0 0 0						
County: Harrison Route: US 69 Job No.: 1L1600D Length: 9.50 MPO: N Fund Cat: Taking Care Of System Sec Cat: Low Type Resurfacing TIP #:	Pavement improvements from I-35, at the Iowa State line, to Rte. M in Eagleville. Fed: 698 State: 174 Local: 0 Awd Date: Summer 16 Anticipated Fed Cat: S.T.P. Future Cost: 0 Estimate Total: 903					Engineering: 22 R/W: 9 Construction: 0 FFOS: 0 Payments: 0	58 0 814 0 0	0 0 0 0 0	0 0 0 0 0	0 0 0 0 0						
County: Harrison Route: US 69 Job No.: 1L1801B Length: 5.89 MPO: N Fund Cat: Taking Care Of System Sec Cat: Low Type Resurfacing TIP #:	Pavement improvement from Rte. AA to Rte. C, near Pattonsburg. AC-State: 408 State: 102 Local: 0 Awd Date: Fall 17 Anticipated Fed Cat: S.T.P. Future Cost: 0 Estimate Total: 510					Engineering: 0 R/W: 0 Construction: 0 FFOS: 0 Payments: 0	9 0 0 0 0	37 0 464 0 0	0 0 0 0 0	0 0 0 0 0						

* Subject to the approval of the Transportation Improvement Plan by the governing Metropolitan Planning Organization.



2017-2021 Highway and Bridge Construction Schedule

Transportation Planning

P.O. Box 270
Jefferson City, MO 65102

Construction contingency applied to construction cost in the year the project is awarded.

Three percent project growth factor compounded annually is applied to right-of-way and construction costs in program years 2, 3, 4, and 5.

No inflation is applied to the Funding From Other Sources (FFOS) or Payments.

Engineering includes PE costs, CE costs and R/W incidentals.

Construction contingency applied to construction cost in the year the project is awarded. Three percent project growth factor compounded annually is applied to right-of-way and construction costs in program years 2, 3, 4, and 5. No inflation is applied to the Funding From Other Sources (FFOS) or Payments. Engineering includes PE costs, CE costs and R/W incidentals.											STATE FISCAL YEAR PROJECT BUDGETING					
											Prior Prog.	7/2016- 6/2017	7/2017- 6/2018	7/2018- 6/2019	7/2019- 6/2020	7/2020- 6/2021
County: Harrison Route: RT CC Job No.: 1L1703J Length: 11.80 MPO: N Fund Cat: Taking Care Of System																

* Subject to the approval of the Transportation Improvement Plan by the governing Metropolitan Planning Organization.

Jun-14-2016

Section 4 - 12

District Northwest

Dollars in Thousands



2017-2021 Highway and Bridge Construction Schedule

Construction contingency applied to construction cost in the year the project is awarded.

Three percent project growth factor compounded annually is applied to right-of-way and construction costs in program years 2, 3, 4, and 5.

No inflation is applied to the Funding From Other Sources (FFOS) or Payments.

Engineering includes PE costs, CE costs and R/W incidentals.

Construction contingency applied to construction cost in the year the project is awarded. Three percent project growth factor compounded annually is applied to right-of-way and construction costs in program years 2, 3, 4, and 5. No inflation is applied to the Funding From Other Sources (FFOS) or Payments. Engineering includes PE costs, CE costs and R/W incidentals.												STATE FISCAL YEAR PROJECT BUDGETING						
												Prior Prog.	7/2016- 6/2017	7/2017- 6/2018	7/2018- 6/2019	7/2019- 6/2020	7/2020- 6/2021	
County: Holt	Pavement and shoulder improvements from Rte. T, in Forest City, to Rte. 59 in Oregon.											Engineering:	0	5	15	61	0	0
Route: MO 111												R/W:	0	0	0	0	0	0
Job No.: 1S3153												Construction:	0	0	0	796	0	0
Length: 2.48	MPO: N											FFOS:	0	0	0	0	0	0
Fund Cat: Taking Care Of System	AC-State: 702 State: 175 Local: 0										Payments:	0	0	0	0	0	0	
Sec Cat: Thin Lift Overlay	Awd Date: 2019	Anticipated Fed Cat: S.T.P.																
TIP #:	Future Cost: 0 Estimate Total: 877																	
County: Holt	Replace bridge over Penny Slough Creek, 1.2 miles west of Rte. 111 near Fortescue.											Engineering:	0	39	62	106	0	0
Route: US 159	Involves bridge A2584.											R/W:	0	0	5	0	0	0
Job No.: 1P3128												Construction:	0	0	0	1,167	0	0
Length: 0.10	MPO: N											FFOS:	0	0	0	0	0	0
Fund Cat: Taking Care Of System	Fed: 1,104 State: 275 Local: 0										Payments:	0	0	0	0	0	0	
Sec Cat: Rehab And Reconst	Awd Date: 2019	Anticipated Fed Cat: NHPP																
TIP #:	Future Cost: 0 Estimate Total: 1,379																	
County: Holt	Replace bridge deck on bridge over I-29 near Mound City. Project involves bridge A2535.											Engineering:	0	10	17	56	0	0
Route: US 159												R/W:	0	0	0	0	0	0
Job No.: 1S3127												Construction:	0	0	0	743	0	0
Length: 0.13	MPO: N											FFOS:	0	0	0	0	0	0
Fund Cat: Taking Care Of System	Fed: 660 State: 166 Local: 0										Payments:	0	0	0	0	0	0	
Sec Cat: Rehab And Reconst	Awd Date: 2019	Anticipated Fed Cat: NHPP																
TIP #:	Future Cost: 0 Estimate Total: 826																	
County: Holt	Replace bridge deck and expansion joints over the Nodaway River in the southbound											Engineering:	30	100	284	0	0	0
Route: IS 29	lane, 0.8 mile south of Rte. 59 near Oregon. Project involves bridge A1287.											R/W:	0	0	0	0	0	0
Job No.: 1I3020												Construction:	0	0	3,955	0	0	0
Length: 0.16	MPO: N											FFOS:	0	0	0	0	0	0
Fund Cat: Statewide Interstate And Major Bridge	Fed: 3,905 State: 434 Local: 0										Payments:	0	0	0	0	0	0	
Sec Cat: Rehab And Reconst	Awd Date: Summer 17	Anticipated Fed Cat: NHPP <div>Federal Oversight</div>																
TIP #:	Future Cost: 0 Estimate Total: 4,369																	
County: Holt	Pavement and shoulder improvement from Rte. W to Rte. 118 at Mound City.											Engineering:	110	183	576	0	0	0
Route: IS 29												R/W:	0	0	0	0	0	0
Job No.: 1I3093												Construction:	0	0	7,543	0	0	0
Length: 15.24	MPO: N											FFOS:	0	0	0	0	0	0
Fund Cat: Statewide Interstate And Major Bridge	AC-State: 7,473 State: 829 Local: 0										Payments:	0	0	0	0	0	0	
Sec Cat: Preventive Maint	Awd Date: Summer 17	Anticipated Fed Cat: NHPP <div>Federal Oversight</div>																
TIP #:	Future Cost: 0 Estimate Total: 8,412																	

* Subject to the approval of the Transportation Improvement Plan by the governing Metropolitan Planning Organization.



2017-2021 Highway and Bridge Construction Schedule

Construction contingency applied to construction cost in the year the project is awarded.

Three percent project growth factor compounded annually is applied to right-of-way and construction costs in program years 2, 3, 4, and 5.

No inflation is applied to the Funding From Other Sources (FFOS) or Payments.

Engineering includes PE costs, CE costs and R/W incidentals.

Construction contingency applied to construction cost in the year the project is awarded. Three percent project growth factor compounded annually is applied to right-of-way and construction costs in program years 2, 3, 4, and 5. No inflation is applied to the Funding From Other Sources (FFOS) or Payments. Engineering includes PE costs, CE costs and R/W incidentals.													STATE FISCAL YEAR PROJECT BUDGETING					
													Prior Prog.	7/2016- 6/2017	7/2017- 6/2018	7/2018- 6/2019	7/2019- 6/2020	7/2020- 6/2021
County:	Holt	Bridge improvements in the northbound and southbound lanes over Kimsey Creek and Rte. E near Mound City. Project involves twin bridges A1770 and A1771.										Engineering:	17	5	12	105	276	0
Route:	IS 29											R/W:	0	0	0	0	0	0
Job No.:	113099											Construction:	0	0	0	0	3,856	0
Length:	0.32	MPO:	N								FFOS:	0	0	0	0	0	0	
Fund Cat:	Taking Care Of System			Fed:	3,828	State:	426	Local:	0		Payments:	0	0	0	0	0		
Sec Cat:	Rehab And Reconst	Awd Date:	2020	Anticipated Fed Cat:	NHPP					Federal Oversight								
TIP #:				Future Cost:	0	Estimate Total:	4,271											
County:	Holt	Bridge painting over Davis Creek, 0.2 mile south of Rte. 118 near Mound City. Project involves twin bridges A1767.										Engineering:	8	31	0	0	0	0
Route:	IS 29											R/W:	0	0	0	0	0	0
Job No.:	1P3023B											Construction:	0	373	0	0	0	0
Length:	0.04	MPO:	N								FFOS:	0	0	0	0	0	0	
Fund Cat:	Taking Care Of System			AC-State:	363	State:	41	Local:	0		Payments:	0	0	0	0	0		
Sec Cat:	Preventive Maint	Awd Date:	Winter 17	Anticipated Fed Cat:	NHPP													
TIP #:				Future Cost:	0	Estimate Total:	412											
County:	Holt	Bridge improvements over Davis Creek and abandoned railroad, 0.2 mile and 0.3 mile south of Rte. 118 near Mound City. Project involves twin bridges A1767 and A1768.										Engineering:	18	101	0	0	0	0
Route:	IS 29											R/W:	40	0	0	0	0	0
Job No.:	1P3023C											Construction:	0	1,429	0	0	0	0
Length:	0.07	MPO:	N								FFOS:	0	0	0	0	0	0	
Fund Cat:	Taking Care Of System			Fed:	1,377	State:	153	Local:	0		Payments:	0	0	0	0	0		
Sec Cat:	Preventive Maint	Awd Date:	Fall 16	Anticipated Fed Cat:	NHPP													
TIP #:				Future Cost:	0	Estimate Total:	1,588											
County:	Holt	Replace bridge over Davis Creek, 0.1 mile west of Mound City. Project involves bridge H0670.										Engineering:	21	27	48	0	0	0
Route:	US 59											R/W:	0	5	0	0	0	0
Job No.:	1S0605											Construction:	0	0	510	0	0	0
Length:	0.05	MPO:	N								FFOS:	0	0	0	0	0	0	
Fund Cat:	Taking Care Of System			Fed:	472	State:	118	Local:	0		Payments:	0	0	0	0	0		
Sec Cat:	Rehab And Reconst	Awd Date:	Fall 17	Anticipated Fed Cat:	S.T.P.													
TIP #:				Future Cost:	0	Estimate Total:	611											
County:	Linn	Shoulder improvements in the westbound lane from west of West Yellow Creek to west of Mussel Fork Creek, near Bucklin.										Engineering:	31	5	113	0	0	0
Route:	US 36											R/W:	0	0	0	0	0	0
Job No.:	2P2210											Construction:	0	0	1,545	0	0	0
Length:	9.90	MPO:	N								FFOS:	0	0	0	0	0	0	
Fund Cat:	Taking Care Of System			AC-State:	1,330	State:	333	Local:	0		Payments:	0	0	0	0	0		
Sec Cat:	Thin Lift Overlay	Awd Date:	Summer 17	Anticipated Fed Cat:	NHPP													
TIP #:				Future Cost:	0	Estimate Total:	1,694											

* Subject to the approval of the Transportation Improvement Plan by the governing Metropolitan Planning Organization.



2017-2021 Highway and Bridge Construction Schedule

Transportation Planning

P.O. Box 270
Jefferson City, MO 65102

Construction contingency applied to construction cost in the year the project is awarded.

Three percent project growth factor compounded annually is applied to right-of-way and construction costs in program years 2, 3, 4, and 5.

No inflation is applied to the Funding From Other Sources (FFOS) or Payments.

Engineering includes PE costs, CE costs and R/W incidentals.

Construction contingency applied to construction cost in the year the project is awarded. Three percent project growth factor compounded annually is applied to right-of-way and construction costs in program years 2, 3, 4, and 5. No inflation is applied to the Funding From Other Sources (FFOS) or Payments. Engineering includes PE costs, CE costs and R/W incidentals.							STATE FISCAL YEAR PROJECT BUDGETING						
							Prior Prog.	7/2016- 6/2017	7/2017- 6/2018	7/2018- 6/2019	7/2019- 6/2020	7/2020- 6/2021	
County: Livingston	Pavement improvement from Rte. 65 to Rte. 139 near Hale.						Engineering:	0	15	46	0	0	0
Route: RT H							R/W:	0	0	0	0	0	0
Job No.: 1L1801E							Construction:	0	0	618	0	0	0
Length: 8.01	MPO: N							FFOS:	0	0	0	0	0
Fund Cat: Taking Care Of System	AC-State: 543 State: 136 Local: 0						Payments:	0	0	0	0	0	0
Sec Cat: Low Type Resurfacing	Awd Date: Fall 17	Anticipated Fed Cat: S.T.P.											
TIP #:	Future Cost: 0 Estimate Total: 679												
County: Mercer	Replace bridge over Big Muddy Creek, 2.9 miles east of Rte. 65 near Princeton. Project involves bridge H0953.						Engineering:	43	75	105	0	0	0
Route: US 136							R/W:	0	5	0	0	0	0
Job No.: 1P3100							Construction:	0	0	1,140	0	0	0
Length: 0.10	MPO: N							FFOS:	0	0	0	0	0
Fund Cat: Taking Care Of System	Fed: 1,060 State: 265 Local: 0						Payments:	0	0	0	0	0	0
Sec Cat: Rehab And Reconst	Awd Date: Fall 17	Anticipated Fed Cat: NHPP											
TIP #:	Future Cost: 0 Estimate Total: 1,368												
County: Mercer	Pavement improvement from the Iowa State line to Rte. 136, near Princeton. \$865,000 from District Operating budget.						Engineering:	0	86	0	0	0	0
Route: RT B							R/W:	0	0	0	0	0	0
Job No.: 1L1705							Construction:	0	865	0	0	0	0
Length: 15.38	MPO: N							FFOS:	0	865	0	0	0
Fund Cat: Taking Care Of System	Fed: 761 State: 190 Local: 0						Payments:	0	0	0	0	0	0
Sec Cat: Low Type Resurfacing	Awd Date: Fall 16	Anticipated Fed Cat: S.T.P.											
TIP #:	Future Cost: 0 Estimate Total: 951												
County: Mercer	Replace bridge over Brushy Creek, 5.7 miles south of Rte. B near Mercer. Project involves bridge P0670.						Engineering:	43	80	0	0	0	0
Route: RT P							R/W:	0	1	0	0	0	0
Job No.: 2S2179							Construction:	0	615	0	0	0	0
Length: 0.08	MPO: N							FFOS:	0	0	0	0	0
Fund Cat: Taking Care Of System	Fed: 557 State: 139 Local: 0						Payments:	0	0	0	0	0	0
Sec Cat: Rehab And Reconst	Awd Date: Fall 16	Anticipated Fed Cat: S.T.P.											
TIP #:	Future Cost: 0 Estimate Total: 739												
County: Nodaway	Pavement improvement from Rte. 136, in Burlington Junction, to Rte. B near Maitland.						Engineering:	0	127	0	0	0	0
Route: MO 113							R/W:	0	0	0	0	0	0
Job No.: 1L1703E							Construction:	0	1,625	0	0	0	0
Length: 23.12	MPO: N							FFOS:	0	0	0	0	0
Fund Cat: Taking Care Of System	Fed: 1,402 State: 350 Local: 0						Payments:	0	0	0	0	0	0
Sec Cat: Low Type Resurfacing	Awd Date: Fall 16	Anticipated Fed Cat: S.T.P.											
TIP #:	Future Cost: 0 Estimate Total: 1,752												

* Subject to the approval of the Transportation Improvement Plan by the governing Metropolitan Planning Organization.

Jun-14-2016

Section 4 - 15

District Northwest

Dollars in Thousands



2017-2021 Highway and Bridge Construction Schedule

Construction contingency applied to construction cost in the year the project is awarded.

Three percent project growth factor compounded annually is applied to right-of-way and construction costs in program years 2, 3, 4, and 5.

No inflation is applied to the Funding From Other Sources (FFOS) or Payments.

Engineering includes PE costs, CE costs and R/W incidentals.

						STATE FISCAL YEAR PROJECT BUDGETING					
						Prior Prog.	7/2016- 6/2017	7/2017- 6/2018	7/2018- 6/2019	7/2019- 6/2020	7/2020- 6/2021
County: Nodaway	Replace bridge over Florida Creek, 0.7 mile west of Rte. AB near Maryville. Project involves bridge S0920.	Engineering:	43	5	27	45	62	0			
Route: MO 46		R/W:	0	0	0	0	0	0			
Job No.: 1S0447		Construction:	0	0	0	0	792	0			
Length: 0.10	MPO: N	FFOS:	0	0	0	0	0	0			
Fund Cat: Taking Care Of System	Fed: 745 State: 186 Local: 0	Payments:	0	0	0	0	0	0			
Sec Cat: Rehab And Reconst	Awd Date: 2020 Anticipated Fed Cat: NHPP										
TIP #: Future Cost: 0	Estimate Total: 974										
County: Nodaway	Replace bridge over White Cloud Creek, 2.3 miles east of Rte. AB near Maryville. Project involves bridge S0922.	Engineering:	7	5	30	50	70	0			
Route: MO 46		R/W:	0	0	0	0	0	0			
Job No.: 1S0616		Construction:	0	0	0	0	929	0			
Length: 0.10	MPO: N	FFOS:	0	0	0	0	0	0			
Fund Cat: Taking Care Of System	Fed: 867 State: 217 Local: 0	Payments:	0	0	0	0	0	0			
Sec Cat: Rehab And Reconst	Awd Date: 2020 Anticipated Fed Cat: NHPP										
TIP #: Future Cost: 0	Estimate Total: 1,091										
County: Nodaway	Replace bridge over Big Slough Creek, 0.8 mile west of Rte. AB near Maryville. Project involves bridge S0919.	Engineering:	0	5	26	42	62	0			
Route: MO 46		R/W:	0	0	0	0	0	0			
Job No.: 1S3138		Construction:	0	0	0	0	792	0			
Length: 0.10	MPO: N	FFOS:	0	0	0	0	0	0			
Fund Cat: Taking Care Of System	Fed: 743 State: 184 Local: 0	Payments:	0	0	0	0	0	0			
Sec Cat: Rehab And Reconst	Awd Date: 2020 Anticipated Fed Cat: NHPP										
TIP #: Future Cost: 0	Estimate Total: 927										
County: Nodaway	Replace bridge over stream, 3.2 miles east of Rte. AB near Maryville. Project involves bridge S0921.	Engineering:	0	5	21	35	51	0			
Route: MO 46		R/W:	0	0	0	0	0	0			
Job No.: 1S3139		Construction:	0	0	0	0	656	0			
Length: 0.10	MPO: N	FFOS:	0	0	0	0	0	0			
Fund Cat: Taking Care Of System	Fed: 615 State: 153 Local: 0	Payments:	0	0	0	0	0	0			
Sec Cat: Rehab And Reconst	Awd Date: 2020 Anticipated Fed Cat: NHPP										
TIP #: Future Cost: 0	Estimate Total: 768										
County: Nodaway	Bridge painting over White Cloud Creek, 1.7 miles north of Rte. B near Bolckow. Project involves bridge H0719.	Engineering:	2	12	0	0	0	0			
Route: US 71		R/W:	0	0	0	0	0	0			
Job No.: 1P3056B		Construction:	0	160	0	0	0	0			
Length: 0.20	MPO: N	FFOS:	0	0	0	0	0	0			
Fund Cat: Taking Care Of System	Fed: 138 State: 34 Local: 0	Payments:	0	0	0	0	0	0			
Sec Cat: Preventive Maint	Awd Date: Winter 17 Anticipated Fed Cat: NHPP										
TIP #: Future Cost: 0	Estimate Total: 174										

* Subject to the approval of the Transportation Improvement Plan by the governing Metropolitan Planning Organization.



2017-2021 Highway and Bridge Construction Schedule

Construction contingency applied to construction cost in the year the project is awarded.

Three percent project growth factor compounded annually is applied to right-of-way and construction costs in program years 2, 3, 4, and 5.

No inflation is applied to the Funding From Other Sources (FFOS) or Payments.

Engineering includes PE costs, CE costs and R/W incidentals.

						STATE FISCAL YEAR PROJECT BUDGETING					
						Prior Prog.	7/2016- 6/2017	7/2017- 6/2018	7/2018- 6/2019	7/2019- 6/2020	7/2020- 6/2021
County: Nodaway	Streambank stabilization to protect bridge pier at bridge over Nodaway River, 2 miles west of Rte. 71 near Clearmont. Project involves bridge L0309. \$674,000 from USDA.	Engineering:	5	93	0	0	0	0	0	0	0
Route: RT C		R/W:	0	0	0	0	0	0	0	0	0
Job No.: 1S3173		Construction:	0	835	0	0	0	0	0	0	0
Length: 0.08	MPO: N	FFOS:	0	627	0	0	0	0	0	0	0
Fund Cat: Taking Care Of System	Fed: 742 State: 186 Local: 0	Payments:	0	0	0	0	0	0	0	0	0
Sec Cat: Systems Operations	Awd Date: Fall 16 Anticipated Fed Cat: Earmark										
TIP #: Future Cost: 0 Estimate Total: 933											
County: Nodaway	Bridge painting over South Fork Clear Creek, 3.2 miles north of Rte. 71 near Maryville. Project involves bridge R0192.	Engineering:	2	6	0	0	0	0	0	0	0
Route: RT FF		R/W:	0	0	0	0	0	0	0	0	0
Job No.: 1S3090B		Construction:	0	67	0	0	0	0	0	0	0
Length: 0.10	MPO: N	FFOS:	0	0	0	0	0	0	0	0	0
Fund Cat: Taking Care Of System	Fed: 59 State: 14 Local: 0	Payments:	0	0	0	0	0	0	0	0	0
Sec Cat: Preventive Maint	Awd Date: Winter 17 Anticipated Fed Cat: S.T.P.										
TIP #: Future Cost: 0 Estimate Total: 75											
County: Nodaway	Bridge painting over Middle Fork 102 River, 0.4 mile east of Rte. 148 near Hopkins. Project involves bridge L0737.	Engineering:	2	8	0	0	0	0	0	0	0
Route: RT JJ		R/W:	0	0	0	0	0	0	0	0	0
Job No.: 1S3057B		Construction:	0	146	0	0	0	0	0	0	0
Length: 0.10	MPO: N	FFOS:	0	0	0	0	0	0	0	0	0
Fund Cat: Taking Care Of System	Fed: 124 State: 30 Local: 0	Payments:	0	0	0	0	0	0	0	0	0
Sec Cat: Preventive Maint	Awd Date: Winter 17 Anticipated Fed Cat: S.T.P.										
TIP #: Future Cost: 0 Estimate Total: 156											
County: Nodaway	Bridge painting over 102 River, 2.2 miles east of Rte. 71 near Arkoe. Project involves bridge R0089.	Engineering:	2	9	0	0	0	0	0	0	0
Route: RT U		R/W:	0	0	0	0	0	0	0	0	0
Job No.: 1S0623B		Construction:	0	140	0	0	0	0	0	0	0
Length: 0.12	MPO: N	FFOS:	0	0	0	0	0	0	0	0	0
Fund Cat: Taking Care Of System	Fed: 119 State: 30 Local: 0	Payments:	0	0	0	0	0	0	0	0	0
Sec Cat: Preventive Maint	Awd Date: Winter 17 Anticipated Fed Cat: S.T.P.										
TIP #: Future Cost: 0 Estimate Total: 151											
County: Putnam	Replace bridge over West Locust Creek, 1 mile east of Rte. E near Unionville. Project involves bridge J0406.	Engineering:	3	124	201	0	0	0	0	0	0
Route: US 136		R/W:	0	5	0	0	0	0	0	0	0
Job No.: 1P3067		Construction:	0	0	1,789	0	0	0	0	0	0
Length: 0.13	MPO: N	FFOS:	0	0	0	0	0	0	0	0	0
Fund Cat: Taking Care Of System	Fed: 1,696 State: 423 Local: 0	Payments:	0	0	0	0	0	0	0	0	0
Sec Cat: Rehab And Reconst	Awd Date: Fall 17 Anticipated Fed Cat: NHPP										
TIP #: Future Cost: 0 Estimate Total: 2,122											

* Subject to the approval of the Transportation Improvement Plan by the governing Metropolitan Planning Organization.



2017-2021 Highway and Bridge Construction Schedule

Transportation Planning

P.O. Box 270
Jefferson City, MO 65102

Construction contingency applied to construction cost in the year the project is awarded.

Three percent project growth factor compounded annually is applied to right-of-way and construction costs in program years 2, 3, 4, and 5.

No inflation is applied to the Funding From Other Sources (FFOS) or Payments.

Engineering includes PE costs, CE costs and R/W incidentals.

						STATE FISCAL YEAR PROJECT BUDGETING					
						Prior Prog.	7/2016- 6/2017	7/2017- 6/2018	7/2018- 6/2019	7/2019- 6/2020	7/2020- 6/2021
County: Putnam	Replace bridge deck over Brush Creek, 0.6 mile west of Rte. F near Livonia. Project involves bridge H0440.	Engineering:	0	5	10	26	0	0	0	0	0
Route: US 136		R/W:	0	0	0	0	0	0	0	0	0
Job No.: 1P3152		Construction:	0	0	0	318	0	0	0	0	0
Length: 0.02	MPO: N	FFOS:	0	0	0	0	0	0	0	0	0
Fund Cat: Taking Care Of System	Fed: 287 State: 72 Local: 0	Payments:	0	0	0	0	0	0	0	0	0
Sec Cat: Rehab And Reconst	Awd Date: 2019 Anticipated Fed Cat: NHPP										
TIP #: Future Cost: 0 Estimate Total: 359											
County: Putnam	Replace bridge over Elm Branch, 1.1 miles east of Rte. 139 near Lucerne. Project involves bridge J0400.	Engineering:	28	44	78	0	0	0	0	0	0
Route: US 136		R/W:	0	1	0	0	0	0	0	0	0
Job No.: 2P2186		Construction:	0	0	787	0	0	0	0	0	0
Length: 0.13	MPO: N	FFOS:	0	0	0	0	0	0	0	0	0
Fund Cat: Taking Care Of System	Fed: 729 State: 181 Local: 0	Payments:	0	0	0	0	0	0	0	0	0
Sec Cat: Rehab And Reconst	Awd Date: Fall 17 Anticipated Fed Cat: NHPP										
TIP #: Future Cost: 0 Estimate Total: 938											
County: Putnam	Pavement improvement from the Iowa State line to Rte. 6 in Sullivan County. Includes improvements to pedestrian ramps in Newtown.	Engineering:	0	105	237	0	0	0	0	0	0
Route: MO 139		R/W:	0	0	0	0	0	0	0	0	0
Job No.: 1L1800		Construction:	0	0	2,884	0	0	0	0	0	0
Length: 35.61	MPO: N	FFOS:	0	0	0	0	0	0	0	0	0
Fund Cat: Taking Care Of System	AC-State: 2,581 State: 645 Local: 0	Payments:	0	0	0	0	0	0	0	0	0
Sec Cat: Low Type Resurfacing	Awd Date: 2018 Anticipated Fed Cat: S.T.P.										
TIP #: Future Cost: 0 Estimate Total: 3,226											
County: Putnam	Pavement improvements from Iowa State line to Rte. 136 east and from Rte. 136 west to Rte. AA, near Martinstown.	Engineering:	0	115	0	0	0	0	0	0	0
Route: MO 149		R/W:	0	0	0	0	0	0	0	0	0
Job No.: 1L1701		Construction:	0	1,380	0	0	0	0	0	0	0
Length: 18.25	MPO: N	FFOS:	0	0	0	0	0	0	0	0	0
Fund Cat: Taking Care Of System	AC-State: 1,196 State: 299 Local: 0	Payments:	0	0	0	0	0	0	0	0	0
Sec Cat: Low Type Resurfacing	Awd Date: Fall 16 Anticipated Fed Cat: S.T.P.										
TIP #: Future Cost: 0 Estimate Total: 1,495											
County: Putnam	Replace bridge over Shoal Creek, 2.2 miles north of Rte. 129 near Unionville. Project involves bridge N0074.	Engineering:	34	61	0	0	0	0	0	0	0
Route: RT CC		R/W:	0	1	0	0	0	0	0	0	0
Job No.: 2S2180		Construction:	0	413	0	0	0	0	0	0	0
Length: 0.20	MPO: N	FFOS:	0	0	0	0	0	0	0	0	0
Fund Cat: Taking Care Of System	Fed: 380 State: 95 Local: 0	Payments:	0	0	0	0	0	0	0	0	0
Sec Cat: Rehab And Reconst	Awd Date: Fall 16 Anticipated Fed Cat: S.T.P.										
TIP #: Future Cost: 0 Estimate Total: 509											

* Subject to the approval of the Transportation Improvement Plan by the governing Metropolitan Planning Organization.

Jun-14-2016

Section 4 - 18

District Northwest

Dollars in Thousands



2017-2021 Highway and Bridge Construction Schedule

Transportation Planning

P.O. Box 270
Jefferson City, MO 65102

Construction contingency applied to construction cost in the year the project is awarded.

Three percent project growth factor compounded annually is applied to right-of-way and construction costs in program years 2, 3, 4, and 5.

No inflation is applied to the Funding From Other Sources (FFOS) or Payments.

Engineering includes PE costs, CE costs and R/W incidentals.

Construction contingency applied to construction cost in the year the project is awarded. Three percent project growth factor compounded annually is applied to right-of-way and construction costs in program years 2, 3, 4, and 5. No inflation is applied to the Funding From Other Sources (FFOS) or Payments. Engineering includes PE costs, CE costs and R/W incidentals.										STATE FISCAL YEAR PROJECT BUDGETING					
										Prior Prog.	7/2016- 6/2017	7/2017- 6/2018	7/2018- 6/2019	7/2019- 6/2020	7/2020- 6/2021
County: Putnam	Pavement improvements from Rte. 136 to Schuyler County Line, near Worthington.					Engineering:	0	96	0	0	0	0			
Route: RT W						R/W:	0	0	0	0	0	0			
Job No.: 1L1702						Construction:	0	1,105	0	0	0	0			
Length: 15.93	MPO: N					FFOS:	0	0	0	0	0	0			
Fund Cat: Taking Care Of System			AC-State: 961	State: 240	Local: 0	Payments:	0	0	0	0	0	0			
Sec Cat: Low Type Resurfacing	Awd Date: Fall 16	Anticipated Fed Cat: S.T.P.													
TIP #:	Future Cost: 0	Estimate Total: 1,201													
County: Sullivan	Pavement improvement from Rte. 6 to Rte. H, near Green City.					Engineering:	0	10	47	0	0	0			
Route: MO 129						R/W:	0	0	0	0	0	0			
Job No.: 1L1801C						Construction:	0	0	604	0	0	0			
Length: 7.71	MPO: N					FFOS:	0	0	0	0	0	0			
Fund Cat: Taking Care Of System			AC-State: 529	State: 132	Local: 0	Payments:	0	0	0	0	0	0			
Sec Cat: Low Type Resurfacing	Awd Date: Fall 17	Anticipated Fed Cat: S.T.P.													
TIP #:	Future Cost: 0	Estimate Total: 661													
County: Sullivan	Replace bridge over Newtown Branch, 0.6 mile south of Rte. EE near Newtown. Project involves bridge S0583.					Engineering:	25	20	50	78	0	0			
Route: MO 139						R/W:	0	0	0	0	0	0			
Job No.: 2S2176						Construction:	0	0	0	743	0	0			
Length: 0.20	MPO: N					FFOS:	0	0	0	0	0	0			
Fund Cat: Taking Care Of System			Fed: 712	State: 179	Local: 0	Payments:	0	0	0	0	0	0			
Sec Cat: Rehab And Reconst	Awd Date: 2019	Anticipated Fed Cat: NHPP													
TIP #:	Future Cost: 0	Estimate Total: 916													
County: Sullivan	Repair slide 0.9 mile north of Rte. MM, near Browning.					Engineering:	0	6	0	0	0	0			
Route: MO 5						R/W:	0	0	0	0	0	0			
Job No.: 1P3155B						Construction:	0	11	0	0	0	0			
Length: 0.03	MPO: N					FFOS:	0	0	0	0	0	0			
Fund Cat: Taking Care Of System			AC-State: 14	State: 3	Local: 0	Payments:	0	0	0	0	0	0			
Sec Cat: Systems Operations	Awd Date: Fall 16	Anticipated Fed Cat: S.T.P.													
TIP #:	Future Cost: 0	Estimate Total: 17													
County: Sullivan	Replace bridge over West Yellow Creek, 0.5 mile east of Rte. P near Milan. Project involves bridge L0796.					Engineering:	9	12	41	56	0	0			
Route: MO 6						R/W:	0	0	5	0	0	0			
Job No.: 1P3077						Construction:	0	0	0	743	0	0			
Length: 0.10	MPO: N					FFOS:	0	0	0	0	0	0			
Fund Cat: Taking Care Of System			Fed: 685	State: 172	Local: 0	Payments:	0	0	0	0	0	0			
Sec Cat: Rehab And Reconst	Awd Date: 2019	Anticipated Fed Cat: NHPP													
TIP #:	Future Cost: 0	Estimate Total: 866													

* Subject to the approval of the Transportation Improvement Plan by the governing Metropolitan Planning Organization.

Jun-14-2016

Section 4 - 19

District Northwest

Dollars in Thousands



2017-2021 Highway and Bridge Construction Schedule

Transportation Planning

P.O. Box 270
Jefferson City, MO 65102

Construction contingency applied to construction cost in the year the project is awarded.

Three percent project growth factor compounded annually is applied to right-of-way and construction costs in program years 2, 3, 4, and 5.

No inflation is applied to the Funding From Other Sources (FFOS) or Payments.

Engineering includes PE costs, CE costs and R/W incidentals.

Construction contingency applied to construction cost in the year the project is awarded. Three percent project growth factor compounded annually is applied to right-of-way and construction costs in program years 2, 3, 4, and 5. No inflation is applied to the Funding From Other Sources (FFOS) or Payments. Engineering includes PE costs, CE costs and R/W incidentals.										STATE FISCAL YEAR PROJECT BUDGETING						
										Prior Prog.	7/2016- 6/2017	7/2017- 6/2018	7/2018- 6/2019	7/2019- 6/2020	7/2020- 6/2021	
County: Sullivan	Repair slides at four locations between Rte. Y and Green City.									Engineering:	0	21	0	0	0	0
Route: MO 6										R/W:	0	0	0	0	0	0
Job No.: 1P3155										Construction:	0	158	0	0	0	0
Length: 0.19	MPO: N								FFOS:	0	0	0	0	0	0	
Fund Cat: Taking Care Of System				AC-State: 143	State: 36	Local: 0				Payments:	0	0	0	0	0	
Sec Cat: Systems Operations	Awd Date: Fall 16		Anticipated Fed Cat: S.T.P.													
TIP #:	Future Cost: 0			Estimate Total: 179												
County: Sullivan	Replace bridge over West Locust Creek, 1.3 miles west of Rte. Z near Humphreys. Project involves bridge J0379.									Engineering:	3	48	97	160	0	0
Route: MO 6										R/W:	0	0	9	0	0	0
Job No.: 2P0470										Construction:	0	0	0	1,432	0	0
Length: 0.10	MPO: N								FFOS:	0	0	0	0	0	0	
Fund Cat: Taking Care Of System				Fed: 1,397	State: 349	Local: 0				Payments:	0	0	0	0	0	
Sec Cat: Rehab And Reconst	Awd Date: 2019		Anticipated Fed Cat: NHPP													
TIP #:	Future Cost: 0			Estimate Total: 1,749												
County: Sullivan	Replace bridge deck over Rooks Branch, 4.4 miles north of Rte. OO near Milan. Project involves bridge P0528.									Engineering:	0	5	10	24	0	0
Route: RT BB										R/W:	0	0	0	0	0	0
Job No.: 1S3151										Construction:	0	0	0	292	0	0
Length: 0.14	MPO: N								FFOS:	0	0	0	0	0	0	
Fund Cat: Taking Care Of System				Fed: 265	State: 66	Local: 0				Payments:	0	0	0	0	0	
Sec Cat: Rehab And Reconst	Awd Date: 2019		Anticipated Fed Cat: NHPP													
TIP #:	Future Cost: 0			Estimate Total: 331												
County: Sullivan	Pavement improvement from Bus. 5 to Rte. 129, near Milan. \$635,000 from District Operating budget.									Engineering:	0	64	0	0	0	0
Route: RT C										R/W:	0	0	0	0	0	0
Job No.: 1L1704										Construction:	0	635	0	0	0	0
Length: 11.06	MPO: N								FFOS:	0	635	0	0	0	0	
Fund Cat: Taking Care Of System				Fed: 559	State: 140	Local: 0				Payments:	0	0	0	0	0	
Sec Cat: Low Type Resurfacing	Awd Date: Fall 16		Anticipated Fed Cat: S.T.P.													
TIP #:	Future Cost: 0			Estimate Total: 699												
County: Sullivan	Replace bridge deck over Medicine Creek, 0.5 mile east of Rte. 139 near Newtown. Project involves bridge N0448.									Engineering:	0	5	11	38	0	0
Route: RT EE										R/W:	0	0	0	0	0	0
Job No.: 1S3148										Construction:	0	0	0	477	0	0
Length: 0.04	MPO: N								FFOS:	0	0	0	0	0	0	
Fund Cat: Taking Care Of System				Fed: 426	State: 105	Local: 0				Payments:	0	0	0	0	0	
Sec Cat: Rehab And Reconst	Awd Date: 2019		Anticipated Fed Cat: NHPP													
TIP #:	Future Cost: 0			Estimate Total: 531												

* Subject to the approval of the Transportation Improvement Plan by the governing Metropolitan Planning Organization.

Jun-14-2016

Section 4 - 20

District Northwest

Dollars in Thousands



2017-2021 Highway and Bridge Construction Schedule

Construction contingency applied to construction cost in the year the project is awarded.

Three percent project growth factor compounded annually is applied to right-of-way and construction costs in program years 2, 3, 4, and 5.

No inflation is applied to the Funding From Other Sources (FFOS) or Payments.

Engineering includes PE costs, CE costs and R/W incidentals.

						STATE FISCAL YEAR PROJECT BUDGETING					
						Prior Prog.	7/2016- 6/2017	7/2017- 6/2018	7/2018- 6/2019	7/2019- 6/2020	7/2020- 6/2021
County: Sullivan	Route: RT PP	Replace bridge over East Medicine Creek Drainage Ditch, 0.2 mile east of Rte. 139 near Osgood. Project involves bridge P0956.				Engineering:	0	2	13	57	97
Job No.: 1S3140	Length: 0.12	MPO: N	Fund Cat: Taking Care Of System	Fed: 926	State: 231 Local: 0	R/W:	0	0	0	5	0
Sec Cat: Rehab And Reconst	Awd Date: 2020	Anticipated Fed Cat: NHPP				Construction:	0	0	0	0	983
TIP #: 	Future Cost: 0	Estimate Total: 1,157				FFOS:	0	0	0	0	0
						Payments:	0	0	0	0	0
County: Sullivan	Route: RT ZZ	Replace bridge deck over West Fork Locust Creek, near Harris. Project involves bridge N0366.				Engineering:	0	5	15	24	0
Job No.: 1S3149	Length: 0.03	MPO: N	Fund Cat: Taking Care Of System	Fed: 289	State: 73 Local: 0	R/W:	0	0	0	0	0
Sec Cat: Rehab And Reconst	Awd Date: 2019	Anticipated Fed Cat: NHPP				Construction:	0	0	0	318	0
TIP #: 	Future Cost: 0	Estimate Total: 362				FFOS:	0	0	0	0	0
						Payments:	0	0	0	0	0
County: Various	Route: Various	Safety projects at various locations in the Northwest District. \$679,000 from Statewide Open Container funds.				Engineering:	0	0	0	0	0
Job No.: 0P3018B	Length: 0.00	MPO: N	Fund Cat: Safety	Fed: 629	State: 70 Local: 0	R/W:	0	0	0	0	0
Sec Cat: Safety	Awd Date: 2018	Anticipated Fed Cat: Safety				Construction:	0	0	699	0	0
TIP #: 	Future Cost: 0	Estimate Total: 699				FFOS:	0	0	679	0	0
						Payments:	0	0	0	0	0
County: Various	Route: Various	Safety projects at various locations in the Northwest District. \$675,000 from Statewide Open Container funds.				Engineering:	0	0	0	0	0
Job No.: 0P3019B	Length: 0.00	MPO: N	Fund Cat: Safety	Fed: 644	State: 72 Local: 0	R/W:	0	0	0	0	0
Sec Cat: Safety	Awd Date: 2019	Anticipated Fed Cat: Safety				Construction:	0	0	0	716	0
TIP #: 	Future Cost: 0	Estimate Total: 716				FFOS:	0	0	0	675	0
						Payments:	0	0	0	0	0
County: Various	Route: Various	Safety projects at various locations in the Northwest District. \$675,000 from Statewide Open Container funds.				Engineering:	0	0	0	0	0
Job No.: 0P3020B	Length: 0.00	MPO: N	Fund Cat: Safety	Fed: 664	State: 74 Local: 0	R/W:	0	0	0	0	0
Sec Cat: Safety	Awd Date: 2020	Anticipated Fed Cat: Safety				Construction:	0	0	0	0	738
TIP #: 	Future Cost: 0	Estimate Total: 738				FFOS:	0	0	0	0	675
						Payments:	0	0	0	0	0

* Subject to the approval of the Transportation Improvement Plan by the governing Metropolitan Planning Organization.



2017-2021 Highway and Bridge Construction Schedule

Construction contingency applied to construction cost in the year the project is awarded.

Three percent project growth factor compounded annually is applied to right-of-way and construction costs in program years 2, 3, 4, and 5.

No inflation is applied to the Funding From Other Sources (FFOS) or Payments.

Engineering includes PE costs, CE costs and R/W incidentals.

Construction contingency applied to construction cost in the year the project is awarded. Three percent project growth factor compounded annually is applied to right-of-way and construction costs in program years 2, 3, 4, and 5. No inflation is applied to the Funding From Other Sources (FFOS) or Payments. Engineering includes PE costs, CE costs and R/W incidentals.							STATE FISCAL YEAR PROJECT BUDGETING					
							Prior Prog.	7/2016- 6/2017	7/2017- 6/2018	7/2018- 6/2019	7/2019- 6/2020	7/2020- 6/2021
County: Various Route: Various Job No.: 0P3021B Length: 0.00 MPO: N Fund Cat: Safety Sec Cat: Safety TIP #:	Safety projects at various locations in the Northwest District. \$675,000 from Statewide Open Container funds. Fed: 684 State: 76 Local: 0 Awd Date: 2021 Anticipated Fed Cat: Safety Future Cost: 0 Estimate Total: 760						Engineering:	0	0	0	0	0
							R/W:	0	0	0	0	0
							Construction:	0	0	0	0	760
							FFOS:	0	0	0	0	675
							Payments:	0	0	0	0	0
County: Various Route: Various Job No.: 0S3018B Length: 0.00 MPO: N Fund Cat: Taking Care Of System Sec Cat: N- Ada Trans TIP #:	ADA Transition Plan improvements at various locations in the Northwest District. \$890,000 from Statewide Transportation Alternatives funds. Fed: 734 State: 183 Local: 0 Awd Date: 2018 Anticipated Fed Cat: S.T.P. Future Cost: 0 Estimate Total: 917						Engineering:	0	0	0	0	0
							R/W:	0	0	0	0	0
							Construction:	0	0	917	0	0
							FFOS:	0	0	890	0	0
							Payments:	0	0	0	0	0
County: Various Route: Various Job No.: 0S3019B Length: 0.00 MPO: N Fund Cat: Taking Care Of System Sec Cat: N- Ada Trans TIP #:	ADA Transition Plan improvements at various locations in the Northwest District. \$909,000 from Statewide Transportation Alternatives funds. Fed: 771 State: 193 Local: 0 Awd Date: 2019 Anticipated Fed Cat: S.T.P. Future Cost: 0 Estimate Total: 964						Engineering:	0	0	0	0	0
							R/W:	0	0	0	0	0
							Construction:	0	0	0	964	0
							FFOS:	0	0	0	909	0
							Payments:	0	0	0	0	0
County: Various Route: Various Job No.: 0S3020B Length: 0.00 MPO: N Fund Cat: Taking Care Of System Sec Cat: N- Ada Trans TIP #:	ADA Transition Plan improvements at various locations in the Northwest District. \$932,000 from Statewide Transportation Alternatives funds. Fed: 814 State: 204 Local: 0 Awd Date: 2020 Anticipated Fed Cat: S.T.P. Future Cost: 0 Estimate Total: 1,018						Engineering:	0	0	0	0	0
							R/W:	0	0	0	0	0
							Construction:	0	0	0	0	1,018
							FFOS:	0	0	0	0	932
							Payments:	0	0	0	0	0
County: Various Route: Various Job No.: 0S3021B Length: 0.00 MPO: N Fund Cat: Taking Care Of System Sec Cat: N- Ada Trans TIP #:	ADA Transition Plan improvements at various locations in the Northwest District. \$932,000 from Statewide Transportation Alternatives funds. Fed: 839 State: 210 Local: 0 Awd Date: 2021 Anticipated Fed Cat: S.T.P. Future Cost: 0 Estimate Total: 1,049						Engineering:	0	0	0	0	0
							R/W:	0	0	0	0	0
							Construction:	0	0	0	0	1,049
							FFOS:	0	0	0	0	932
							Payments:	0	0	0	0	0

* Subject to the approval of the Transportation Improvement Plan by the governing Metropolitan Planning Organization.



2017-2021 Highway and Bridge Construction Schedule

Transportation Planning

P.O. Box 270
Jefferson City, MO 65102

Construction contingency applied to construction cost in the year the project is awarded.

Three percent project growth factor compounded annually is applied to right-of-way and construction costs in program years 2, 3, 4, and 5.

No inflation is applied to the Funding From Other Sources (FFOS) or Payments.

Engineering includes PE costs, CE costs and R/W incidentals.

Construction contingency applied to construction cost in the year the project is awarded. Three percent project growth factor compounded annually is applied to right-of-way and construction costs in program years 2, 3, 4, and 5. No inflation is applied to the Funding From Other Sources (FFOS) or Payments. Engineering includes PE costs, CE costs and R/W incidentals.											STATE FISCAL YEAR PROJECT BUDGETING					
											Prior Prog.	7/2016- 6/2017	7/2017- 6/2018	7/2018- 6/2019	7/2019- 6/2020	7/2020- 6/2021
County: Various Route: Various Job No.: 1P3022 Length: 0.00 MPO: Y Fund Cat: Taking Care Of System Sec Cat: Routine Maintenance Awd Date: Spring 17 TIP #: HE201605	Job Order Contracting for guard cable and guardrail repair at various major route locations in the Northwest District.					Fed: 301 State: 76 Local: 0	Engineering: 2 R/W: 0 Construction: 0 FFOS: 0 Payments: 0	27 0 350 0 0	0 0 0 0 0	0 0 0 0 0	0 0 0 0 0					
County: Various Route: Various Job No.: 1P3126 Length: 0.00 MPO: Y Fund Cat: Taking Care Of System Sec Cat: Routine Maintenance Awd Date: 2018 TIP #: 	Job Order Contracting for guard cable and guardrail repair at various major route locations in the Northwest District.					Fed: 312 State: 78 Local: 0	Engineering: 0 R/W: 0 Construction: 0 FFOS: 0 Payments: 0	0 0 0 0 0	29 0 361 0 0	0 0 0 0 0	0 0 0 0 0					
County: Various Route: Various Job No.: 1P3147 Length: 0.00 MPO: N Fund Cat: Taking Care Of System Sec Cat: Preventive Maint Awd Date: 2019 TIP #: 	Replace expansion joints on various major route bridges in the Northwest District.					AC-State: 946 State: 236 Local: 0	Engineering: 0 R/W: 0 Construction: 0 FFOS: 0 Payments: 0	0 0 0 0 0	20 0 0 0 0	80 0 1,082 0 0	0 0 0 0 0					
County: Various Route: Various Job No.: 1P3150 Length: 125.00 MPO: N Fund Cat: Taking Care Of System Sec Cat: Thin Lift Overlay Awd Date: 2019 TIP #: 	Pavement improvement on various routes in the Northwest District.					AC-State: 8,358 State: 2,090 Local: 0	Engineering: 0 R/W: 0 Construction: 0 FFOS: 0 Payments: 0	20 0 0 0 0	200 0 0 0 0	680 0 9,548 0 0	0 0 0 0 0					
County: Worth Route: MO 246 Job No.: 1S1049 Length: 0.10 MPO: N Fund Cat: Taking Care Of System Sec Cat: Rehab And Reconst Awd Date: Summer 16 TIP #: 	Replace bridge over the Platte River, 1 mile east of Rte. 46 near Sheridan. Project involves bridge J0840.					Fed: 1,006 State: 252 Local: 0	Engineering: 102 R/W: 12 Construction: 0 FFOS: 0 Payments: 0	94 0 1,164 0 0	0 0 0 0 0	0 0 0 0 0	0 0 0 0 0					

* Subject to the approval of the Transportation Improvement Plan by the governing Metropolitan Planning Organization.

Jun-14-2016

Section 4 - 23

District Northwest

Dollars in Thousands



2017-2021 Highway and Bridge Construction Schedule

Transportation Planning

P.O. Box 270
Jefferson City, MO 65102

Construction contingency applied to construction cost in the year the project is awarded.

Three percent project growth factor compounded annually is applied to right-of-way and construction costs in program years 2, 3, 4, and 5.

No inflation is applied to the Funding From Other Sources (FFOS) or Payments.

Engineering includes PE costs, CE costs and R/W incidentals.

Construction contingency applied to construction cost in the year the project is awarded. Three percent project growth factor compounded annually is applied to right-of-way and construction costs in program years 2, 3, 4, and 5. No inflation is applied to the Funding From Other Sources (FFOS) or Payments. Engineering includes PE costs, CE costs and R/W incidentals.										STATE FISCAL YEAR PROJECT BUDGETING					
										Prior Prog.	7/2016- 6/2017	7/2017- 6/2018	7/2018- 6/2019	7/2019- 6/2020	7/2020- 6/2021
County: Worth Route: MO 46 Job No.: 1L1600E Length: 24.19 MPO: N Fund Cat: Taking Care Of System															

* Subject to the approval of the Transportation Improvement Plan by the governing Metropolitan Planning Organization.

Jun-14-2016

Section 4 - 24

District Northwest

Dollars in Thousands



2017-2021 Highway and Bridge Construction Schedule

Transportation Planning

P.O. Box 270
Jefferson City, MO 65802

Construction contingency applied to construction cost in the year the project is awarded.
Three percent project growth factor compounded annually is applied to right-of-way and construction costs in program years 2, 3, 4, and 5.
No inflation is applied to the Funding From Other Sources (FFOS) or Payments.
Engineering includes PE costs, CE costs and R/W incidentals.

STATE FISCAL YEAR PROJECT BUDGETING						
	Prior Prog.	7/2016- 6/2017	7/2017- 6/2018	7/2018- 6/2019	7/2019- 6/2020	7/2020- 6/2021
FFOS:	30	5,638	1,569	1,584	1,607	1,607
Total R/W:	89	137	44	26	0	0
Total Construction:	0	45,734	50,383	47,819	17,854	1,809
Paybacks:	0	0	0	0	0	0
Sub-Total:	89	45,871	50,427	47,845	17,854	1,809
Total Engineering:	2,032	6,238	5,803	4,871	1,272	0
Grand Total:	2,121	52,109	56,230	52,716	19,126	1,809

	2017	2018	2019	2020	2021
State	10,069	8,901	9,803	3,338	286
AC-State	13,556	31,765	19,316	0	0
Local	0	0	0	0	0
Sub-total State	23,625	40,666	29,119	3,338	286
Federal					
Sub-total Federal	28,484	15,564	23,597	15,788	1,523
Grand Total	52,109	56,230	52,716	19,126	1,809

Project Count: 118

* Subject to the approval of the Transportation Improvement Plan by the governing Metropolitan Planning Organization.

Jun-14-2016

Section 4 - 1

District Northwest

Dollars in Thousands



MoDOT's Northwest District

PAYMENT PROJECTS



2017-2021 Highway and Bridge Construction Schedule

Transportation Planning

P.O. Box 270
Jefferson City, MO 65102

Construction contingency applied to construction cost in the year the project is awarded.

Three percent project growth factor compounded annually is applied to right-of-way and construction costs in program years 2, 3, 4, and 5.

No inflation is applied to the Funding From Other Sources (FFOS) or Payments.

Engineering includes PE costs, CE costs and R/W incidentals.

Construction contingency applied to construction cost in the year the project is awarded. Three percent project growth factor compounded annually is applied to right-of-way and construction costs in program years 2, 3, 4, and 5. No inflation is applied to the Funding From Other Sources (FFOS) or Payments. Engineering includes PE costs, CE costs and R/W incidentals.												STATE FISCAL YEAR PROJECT BUDGETING						
												Prior Prog.	7/2016- 6/2017	7/2017- 6/2018	7/2018- 6/2019	7/2019- 6/2020	7/2020- 6/2021	
County: Buchanan	Payback from the Economic Development program to Buchanan County Agri-Business Center Board in SFY 2021 for the design, engineering and Right of way for project 1P3035.											Engineering:	0	0	0	0	0	0
Route: US 36												R/W:	0	0	0	0	0	0
Job No.: 1P3035Z												Construction:	0	0	0	0	0	0
Length: 0.50	MPO: Y										FFOS:	0	0	0	0	0	357	
Fund Cat: Flexible & Other		Fed: 0	State: 357	Local: 0							Payments:	0	0	0	0	357		
Sec Cat: Regional	Awd Date: N/A	Anticipated Fed Cat: State																
TIP #: 	Future Cost: 0	Estimate Total: 357																
County: Linn	Section 14 streambank protection project with the Corps of Engineers near Locust Creek, 0.5 mile west of Rte. 5 near Browning. Corps to design and administer project. Cost represents MoDOT's share. Payment to Corp for design work. Near bridge A2098.											Engineering:	8	7	0	0	0	0
Route: RT MM												R/W:	0	20	0	0	0	0
Job No.: 1S3079												Construction:	0	0	0	0	0	0
Length: 0.13	MPO: N										FFOS:	0	0	0	0	0	0	
Fund Cat: Flexible & Other		Fed: 230	State: 57	Local: 0							Payments:	40	260	0	0	0		
Sec Cat: Rehab And Reconst	Awd Date: N/A	Anticipated Fed Cat: S.T.P.																
TIP #: 	Future Cost: 0	Estimate Total: 335																
County: Various	On-call work zone law enforcement at various locations in the Northwest District.											Engineering:	0	0	0	0	0	0
Route: Various												R/W:	0	0	0	0	0	0
Job No.: 1P3154												Construction:	0	0	0	0	0	0
Length: 0.00	MPO: N										FFOS:	0	0	0	0	0	0	
Fund Cat: Safety		Fed: 45	State: 5	Local: 0							Payments:	0	50	0	0	0		
Sec Cat: Safety	Awd Date: N/A	Anticipated Fed Cat: Safety																
TIP #: 	Future Cost: 0	Estimate Total: 50																
County: Various	On-call work zone law enforcement at various locations in the Northwest District.											Engineering:	0	0	0	0	0	0
Route: Various												R/W:	0	0	0	0	0	0
Job No.: 1P3174												Construction:	0	0	0	0	0	0
Length: 0.00	MPO: N										FFOS:	0	0	0	0	0	0	
Fund Cat: Safety		Fed: 45	State: 5	Local: 0							Payments:	0	0	50	0	0		
Sec Cat: Safety	Awd Date: N/A	Anticipated Fed Cat: Safety																
TIP #: 	Future Cost: 0	Estimate Total: 50																
County: Various	Payback beginning in SFY 2008 for Safe and Sound bridge improvements in the Northwest District.											Engineering:	0	0	0	0	0	0
Route: Various												R/W:	169	0	0	0	0	0
Job No.: 5B08000												Construction:	0	0	0	0	0	0
Length: 0.00	MPO: Y										FFOS:	169	0	0	0	0	0	
Fund Cat: Taking Care Of System		Fed: 0	State: 43,615	Local: 0							Payments:	45,185	8,723	8,723	8,723	8,723		
Sec Cat: Rehab And Reconst	Awd Date: N/A	Anticipated Fed Cat: State																
TIP #: BR-33	Future Cost: > 100,000	Estimate Total: 88,969																

* Subject to the approval of the Transportation Improvement Plan by the governing Metropolitan Planning Organization.

Jun-14-2016

Section 4 - 1

District Northwest

Dollars in Thousands



2017-2021 Highway and Bridge Construction Schedule

Transportation Planning

P.O. Box 270
Jefferson City, MO 65802

Construction contingency applied to construction cost in the year the project is awarded.
Three percent project growth factor compounded annually is applied to right-of-way and construction costs in program years 2, 3, 4, and 5.
No inflation is applied to the Funding From Other Sources (FFOS) or Payments.
Engineering includes PE costs, CE costs and R/W incidentals.

STATE FISCAL YEAR PROJECT BUDGETING						
	Prior Prog.	7/2016- 6/2017	7/2017- 6/2018	7/2018- 6/2019	7/2019- 6/2020	7/2020- 6/2021
FFOS:	169	0	0	0	0	357
Total R/W:	169	20	0	0	0	0
Total Construction:	0	0	0	0	0	0
Paybacks:	45,225	9,033	8,773	8,723	8,723	9,080
Sub-Total:	45,394	9,053	8,773	8,723	8,723	9,080
Total Engineering:	8	7	0	0	0	0
Grand Total:	45,402	9,060	8,773	8,723	8,723	9,080
		2017	2018	2019	2020	2021
State		8,785	8,728	8,723	8,723	9,080
AC-State		0	0	0	0	0
Local		0	0	0	0	0
Sub-total State		8,785	8,728	8,723	8,723	9,080
Federal						
Sub-total Federal		275	45	0	0	0
Grand Total		9,060	8,773	8,723	8,723	9,080

Project Count: 5

* Subject to the approval of the Transportation Improvement Plan by the governing Metropolitan Planning Organization.

Jun-14-2016

Section 4 - 1

District Northwest

Dollars in Thousands



2017-2021 Highway and Bridge Construction Schedule

Transportation Planning

P.O. Box 270
Jefferson City, MO 65802

Construction contingency applied to construction cost in the year the project is awarded.
Three percent project growth factor compounded annually is applied to right-of-way and construction costs in program years 2, 3, 4, and 5.
No inflation is applied to the Funding From Other Sources (FFOS) or Payments.
Engineering includes PE costs, CE costs and R/W incidentals.

Northwest

Total

STATE FISCAL YEAR PROJECT BUDGETING						
	Prior Prog.	7/2016- 6/2017	7/2017- 6/2018	7/2018- 6/2019	7/2019- 6/2020	7/2020- 6/2021
FFOS:	199	5,638	1,569	1,584	1,607	1,964
Total R/W:	258	157	44	26	0	0
Total Construction:	0	45,734	50,383	47,819	17,854	1,809
Paybacks:	45,225	9,033	8,773	8,723	8,723	9,080
Sub-Total:	45,483	54,924	59,200	56,568	26,577	10,889
Total Engineering:	2,040	6,245	5,803	4,871	1,272	0
Grand Total:	47,523	61,169	65,003	61,439	27,849	10,889

	2017	2018	2019	2020	2021
State	18,854	17,629	18,526	12,061	9,366
AC-State	13,556	31,765	19,316	0	0
Local	0	0	0	0	0
Sub-total State	32,410	49,394	37,842	12,061	9,366
Federal					
Sub-total Federal	28,759	15,609	23,597	15,788	1,523
Grand Total	61,169	65,003	61,439	27,849	10,889

Project Count: 123

* Subject to the approval of the Transportation Improvement Plan by the governing Metropolitan Planning Organization.

Jun-14-2016

Section 4 - 1

District Northwest

Dollars in Thousands

**District Program Summary
Northwest**

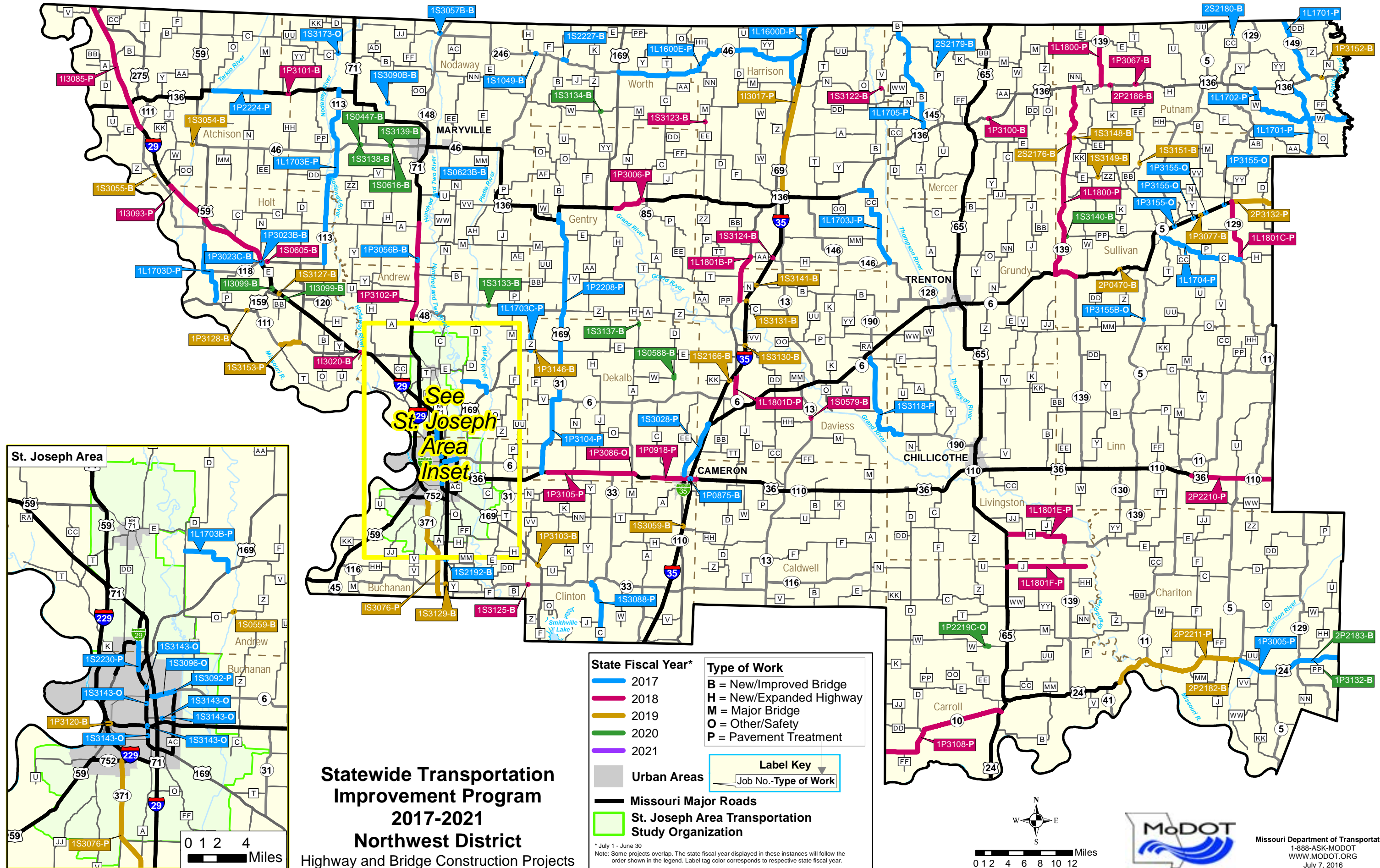
(Dollars in Millions)

Amounts include construction and right of way, excludes engineering.

State Fiscal Year	2017	2018	2019	2020	2021
Statewide Interstate And Major Bridge - Available					
Statewide Interstate And Major Bridge - FFOS	0.000	0.000	0.000	0.000	0.000
Statewide Interstate And Major Bridge - Fund Transfers	1.000	17.414	7.132	0.000	0.000
Statewide Interstate And Major Bridge - Carryover	0.170	0.000	0.000	0.000	0.000
Award and Completed Project Adjustments	0.000	0.000	0.000	0.000	0.000
Statewide Interstate And Major Bridge - Total Available	1.170	17.414	7.132	0.000	0.000
Statewide Interstate And Major Bridge - Programmed	1.000	17.936	7.566	0.000	0.000
Safety - Available	1.094	1.174	1.156	1.183	1.174
Safety - FFOS	0.000	0.679	0.675	0.675	0.675
Safety - Fund Transfers	-1.450	0.000	0.000	0.000	0.000
Safety - Carryover	1.432	0.000	0.000	0.000	0.000
Award and Completed Project Adjustments	0.310	0.140	0.000	0.081	0.000
Safety - Total Available	1.386	1.993	1.831	1.939	1.849
Safety - Programmed	0.055	3.795	0.716	0.738	0.760
Taking Care Of System - Available	21.439	23.294	23.003	23.529	23.349
Taking Care Of System - FFOS	5.638	0.890	0.909	0.932	0.932
Taking Care Of System - Fund Transfers	32.813	18.438	0.000	0.000	0.000
Taking Care Of System - Carryover	-13.361	0.000	0.000	0.000	0.000
Award and Completed Project Adjustments	0.250	-2.250	9.390	-0.682	0.000
Taking Care Of System - Total Available	46.779	40.372	33.302	23.779	24.281
Taking Care Of System - Programmed	51.052	37.468	48.286	25.841	9.772
Flexible & Other - Available					
Flexible & Other - FFOS	0.000	0.000	0.000	0.000	0.357
Flexible & Other - Fund Transfers	1.255	0.000	0.000	0.000	0.000
Flexible & Other - Carryover	2.794	0.000	0.000	0.000	0.000
Award and Completed Project Adjustments	0.010	-1.240	0.090	-0.324	0.000
Flexible & Other - Total Available	4.059	-1.240	0.090	-0.324	0.357
Flexible & Other - Programmed	2.817	0.000	0.000	0.000	0.357
Statewide Major Projects & Emerging Needs - Available					
Statewide Major Projects & Emerging Needs - FFOS	0.000	0.000	0.000	0.000	0.000
Statewide Major Projects & Emerging Needs - Fund Transfers	0.000	0.000	0.000	0.000	0.000
Statewide Major Projects & Emerging Needs - Carryover	2.020	0.000	0.000	0.000	0.000
Award and Completed Project Adjustments	0.000	0.000	0.000	0.000	0.000
Statewide Major Projects & Emerging Needs - Total Available	2.020	0.000	0.000	0.000	0.000
Statewide Major Projects & Emerging Needs - Programmed	0.000	0.000	0.000	0.000	0.000
Statewide Amendment 3 - Available					
Statewide Amendment 3 - FFOS	0.000	0.000	0.000	0.000	0.000
Statewide Amendment 3 - Fund Transfers	0.000	0.000	0.000	0.000	0.000
Statewide Amendment 3 - Carryover	0.010	0.000	0.000	0.000	0.000
Award and Completed Project Adjustments	0.000	0.000	0.000	0.000	0.000
Statewide Amendment 3 - Total Available	0.010	0.000	0.000	0.000	0.000
Statewide Amendment 3 - Programmed	0.000	0.000	0.000	0.000	0.000
Total Categorized Funding Available by SFY	55.424	58.539	42.355	25.394	26.487
Total Flexible Funds Available	0.008	0.549	16.191	22.824	21.237
Adjustments	0.570	-3.350	9.480	-0.925	0.000
Carryovers	-6.935				
Total Available by SFY	55.432	59.088	58.546	48.218	47.724
Total Programmed by SFY	54.924	59.199	56.568	26.579	10.889

Note: Three percent inflation compounded annually applied to program years 2018 - 2021

Two percent construction contingency applied to construction.





MoDOT's Northeast District

PROJECT DESCRIPTION KEY

2017-2021 Highway and Bridge Construction Schedule

Construction contingency applied to construction cost in the year the project is awarded.

Three percent project growth factor compounded annually is applied to right-of-way and construction in program years 2, 3, 4, and 5.

No inflation is applied to the Funding From Other Sources (FFOS) or Payments.

Engineering includes PE costs, CE costs, and R/W incidentals.

County:XX				
---	--	--	--	--

Anticipated Federal Funding Category^

Estimated cost range beyond 2021.

Date project is to be awarded to begin construction (Season and calendar year for 2016 & 2017. SFY only beyond 2017).

Metropolitan Planning Organization (Y/N).

Project description and location.

County location of project.

Route location of project.

Project number used to track project costs.

Total length in 1/100 miles.

Primary Funding Category.*

Secondary Funding Category.**

Transportation Improvement Plan

Projects with full oversight by the Federal Highway Administration.

Total project cost estimate.

Federal, Advanced CN-State, State and Local share of project costs.

Dollars programmed in previous STIPs.

Dollars funded from other sources.

Dollars for construction, utilities and

Dollars for right-of-way (land acquisition).

Dollars to be paid back for accelerating the project or payments to others.

Dollars for engineering that include preliminary engineering, construction engineering and right-of-way incidentals.

*Primary Funding Category:

Take Care of System
Statewide Interstate & Major Bridge
Safety
Statewide Safety
Flexible & Other
Amendment 3

**Secondary Funding Category:

Enhancements
Low Type Resurfacing
N - Ada Trans (ADA Transition Plan)
Preventive Maint (Preventive Maintenance)
Regional
Rehab And Reconst (Rehabilitation and Reconstruction)
Routine Maintenance
Safety
Systems Operations
Thin Lift Overlay
Urban Safety

^Anticipated Federal Funding Category:

CMAQ - Congestion Mitigation and Air Quality.

* Usually 80% Federal & 20% State funds.

Earmark - usually 80% Federal & 20% State funds.

NHFP - National Highway Freight Program.

* Usually 80% Federal & 20% State funds.

NHPP - National Highway Performance Program.

* Usually 80% Federal & 20% State funds.

* Sometimes 90% Federal & 10% State funds.

Safety - usually 90% Federal & 10% State funds.

State - No federal funds, state only funded.

STP - Surface Transportation Block Grant Program.

* Usually 80% Federal & 20% State funds.

(All Costs in Thousands)



2017-2021 Highway and Bridge Construction Schedule

Transportation Planning

P.O. Box 270
Jefferson City, MO 65102

Construction contingency applied to construction cost in the year the project is awarded.

Three percent project growth factor compounded annually is applied to right-of-way and construction costs in program years 2, 3, 4, and 5.

No inflation is applied to the Funding From Other Sources (FFOS) or Payments.

Engineering includes PE costs, CE costs and R/W incidentals.

						STATE FISCAL YEAR PROJECT BUDGETING					
						Prior Prog.	7/2016- 6/2017	7/2017- 6/2018	7/2018- 6/2019	7/2019- 6/2020	7/2020- 6/2021
County: Adair	Repair slides 0.8 mile and 1.3 miles west of Rte. K near Novinger (2 disconnected sections).					Engineering:	1	11	0	0	0
Route: MO 6						R/W:	0	0	0	0	0
Job No.: 2L1700C						Construction:	0	128	0	0	0
Length: 0.04	MPO: N					FFOS:	0	0	0	0	0
Fund Cat: Taking Care Of System					Fed: 111 State: 28 Local: 0	Payments:	0	0	0	0	0
Sec Cat: Rehab And Reconst	Awd Date: Summer 16	Anticipated Fed Cat: NHPP									
TIP #:	Future Cost: 0				Estimate Total: 140						
County: Adair	Pavement improvements from the Chariton River near Novinger to Rte. 129 in Green City in Sullivan County. \$732,000 Open Container funds.					Engineering:	0	5	10	273	0
Route: MO 6						R/W:	0	0	0	0	0
Job No.: 2P3132						Construction:	0	0	0	3,463	0
Length: 15.00	MPO: N					FFOS:	0	0	0	732	0
Fund Cat: Taking Care Of System					Fed: 3,000 State: 751 Local: 0	Payments:	0	0	0	0	0
Sec Cat: Thin Lift Overlay	Awd Date: 2019	Anticipated Fed Cat: NHPP									
TIP #:	Future Cost: 0				Estimate Total: 3,751						
County: Adair	Pavement improvements on southbound lanes 1.5 miles north of Rte. 156 to 1.3 miles south of Rte. M in Macon County and on northbound lane 1.8 miles north of Rte. 156 to 2.6 miles north of Rte. KK near Kirksville.					Engineering:	0	87	0	0	0
Route: US 63						R/W:	0	0	0	0	0
Job No.: 2P3131						Construction:	0	1,124	0	0	0
Length: 19.67	MPO: N					FFOS:	0	0	0	0	0
Fund Cat: Taking Care Of System					AC-State: 969 State: 242 Local: 0	Payments:	0	0	0	0	0
Sec Cat: Preventive Maint	Awd Date: Winter 17	Anticipated Fed Cat: NHPP									
TIP #:	Future Cost: 0				Estimate Total: 1,211						
County: Audrain	Pavement improvements from Rte. 54 south junction to 0.2 mile north of Rte. B near Montgomery City.					Engineering:	2	5	225	0	0
Route: MO 19						R/W:	0	0	0	0	0
Job No.: 2P3101						Construction:	0	0	3,047	0	0
Length: 15.90	MPO: N					FFOS:	0	0	0	0	0
Fund Cat: Taking Care Of System					AC-State: 2,622 State: 655 Local: 0	Payments:	0	0	0	0	0
Sec Cat: Thin Lift Overlay	Awd Date: Fall 17	Anticipated Fed Cat: S.T.P.									
TIP #:	Future Cost: 0				Estimate Total: 3,279						
County: Audrain	Pavement improvements from 0.1 mile west of Rte. E near Mexico to Rte. F in Boone County.					Engineering:	1	1	2	2	117
Route: MO 22						R/W:	0	0	0	0	0
Job No.: 2P3095						Construction:	0	0	0	0	1,716
Length: 17.66	MPO: N					FFOS:	0	0	0	0	0
Fund Cat: Taking Care Of System					Fed: 1,471 State: 367 Local: 0	Payments:	0	0	0	0	0
Sec Cat: Preventive Maint	Awd Date: 2020	Anticipated Fed Cat: S.T.P. Federal Oversight									
TIP #:	Future Cost: 0				Estimate Total: 1,839						

* Subject to the approval of the Transportation Improvement Plan by the governing Metropolitan Planning Organization.

Jun-14-2016

Section 4 - 1

District Northeast

Dollars in Thousands



2017-2021 Highway and Bridge Construction Schedule

Construction contingency applied to construction cost in the year the project is awarded.

Three percent project growth factor compounded annually is applied to right-of-way and construction costs in program years 2, 3, 4, and 5.

No inflation is applied to the Funding From Other Sources (FFOS) or Payments.

Engineering includes PE costs, CE costs and R/W incidentals.

						STATE FISCAL YEAR PROJECT BUDGETING					
						Prior Prog.	7/2016- 6/2017	7/2017- 6/2018	7/2018- 6/2019	7/2019- 6/2020	7/2020- 6/2021
County:	Audrain	Pavement improvements from Rte. 19 north junction to 0.1 mile east of Rte. U in Pike County near Curryville.				Engineering:	0	5	203	0	0
Route:	US 54					R/W:	0	0	0	0	0
Job No.:	2P3135					Construction:	0	0	2,732	0	0
Length:	20.14	MPO: N				FFOS:	0	0	0	0	0
Fund Cat:	Taking Care Of System	AC-State: 2,353 State: 587 Local: 0				Payments:	0	0	0	0	0
Sec Cat:	Thin Lift Overlay	Awd Date:	Fall 17	Anticipated Fed Cat:	NHPP						
TIP #:		Future Cost:	0	Estimate Total:	2,940						
County:	Audrain	Bridge improvements over Littleby Creek 0.2 mile west of Rte. O near Rush Hill. Project involves bridge K0793.				Engineering:	16	51	114	0	0
Route:	RT J					R/W:	0	2	0	0	0
Job No.:	2S3004					Construction:	0	0	746	0	0
Length:	0.09	MPO: N				FFOS:	0	0	0	0	0
Fund Cat:	Taking Care Of System	Fed: 731 State: 182 Local: 0				Payments:	0	0	0	0	0
Sec Cat:	Rehab And Reconst	Awd Date:	2018	Anticipated Fed Cat:	NHPP						
TIP #:		Future Cost:	0	Estimate Total:	929						
County:	Clark	Bridge improvements over South Wyaconda River 2.6 miles south of Rte. 136 near Wyaconda. Project involves bridge S0128.				Engineering:	0	20	18	164	0
Route:	RT A					R/W:	0	0	0	0	0
Job No.:	2S3141					Construction:	0	0	0	995	0
Length:	0.08	MPO: N				FFOS:	0	0	0	0	0
Fund Cat:	Taking Care Of System	Fed: 957 State: 240 Local: 0				Payments:	0	0	0	0	0
Sec Cat:	Rehab And Reconst	Awd Date:	2019	Anticipated Fed Cat:	NHPP						
TIP #:		Future Cost:	0	Estimate Total:	1,197						
County:	Clark	Bridge improvements over Honey Creek 1.3 miles west of Rte. 81 near Kahoka. Project involves bridge R0505.				Engineering:	10	42	78	0	0
Route:	RT Y					R/W:	0	2	0	0	0
Job No.:	2S3122					Construction:	0	0	530	0	0
Length:	0.10	MPO: N				FFOS:	0	0	0	0	0
Fund Cat:	Taking Care Of System	Fed: 522 State: 130 Local: 0				Payments:	0	0	0	0	0
Sec Cat:	Rehab And Reconst	Awd Date:	2018	Anticipated Fed Cat:	S.T.P.						
TIP #:		Future Cost:	0	Estimate Total:	662						
County:	Knox	Pavement improvements from Rte. 15 at Edina to Rte. DD near LaBelle (Lewis Co.).				Engineering:	2	136	0	0	0
Route:	MO 6					R/W:	0	0	0	0	0
Job No.:	2P3105					Construction:	0	1,785	0	0	0
Length:	17.20	MPO: N				FFOS:	0	0	0	0	0
Fund Cat:	Taking Care Of System	AC-State: 1,536 State: 385 Local: 0				Payments:	0	0	0	0	0
Sec Cat:	Thin Lift Overlay	Awd Date:	Winter 17	Anticipated Fed Cat:	NHPP						
TIP #:		Future Cost:	0	Estimate Total:	1,923						

* Subject to the approval of the Transportation Improvement Plan by the governing Metropolitan Planning Organization.



2017-2021 Highway and Bridge Construction Schedule

Transportation Planning

P.O. Box 270
Jefferson City, MO 65102

Construction contingency applied to construction cost in the year the project is awarded.

Three percent project growth factor compounded annually is applied to right-of-way and construction costs in program years 2, 3, 4, and 5.

No inflation is applied to the Funding From Other Sources (FFOS) or Payments.

Engineering includes PE costs, CE costs and R/W incidentals.

						STATE FISCAL YEAR PROJECT BUDGETING					
						Prior Prog.	7/2016- 6/2017	7/2017- 6/2018	7/2018- 6/2019	7/2019- 6/2020	7/2020- 6/2021
County:	Lewis	Replace bridge over Seeber Branch 0.2 mile west of Rte. D near Newark. Project involves bridge X0044.				Engineering:	25	118	0	0	0
Route:	MO 156					R/W:	0	5	0	0	0
Job No.:	2S3112					Construction:	0	666	0	0	0
Length:	0.06	MPO:	N			FFOS:	0	0	0	0	0
Fund Cat:	Taking Care Of System	Fed:	631	State:	158	Local:	0				
Sec Cat:	Rehab And Reconst	Awd Date:	Spring 17	Anticipated Fed Cat:	NHPP	Payments:	0	0	0	0	0
TIP #:		Future Cost:	0	Estimate Total:	814						
County:	Lewis	Replace bridge over Spees Branch 0.9 mile west of Rte. D near Newark. Project involves bridge X0043.				Engineering:	25	146	0	0	0
Route:	MO 156					R/W:	0	21	0	0	0
Job No.:	2S3113					Construction:	0	797	0	0	0
Length:	0.05	MPO:	N			FFOS:	0	0	0	0	0
Fund Cat:	Taking Care Of System	Fed:	772	State:	192	Local:	0				
Sec Cat:	Rehab And Reconst	Awd Date:	Spring 17	Anticipated Fed Cat:	NHPP	Payments:	0	0	0	0	0
TIP #:		Future Cost:	0	Estimate Total:	989						
County:	Lewis	Replace bridge over North Fabius River 0.4 mile east of Rte. BB near Monticello. Project involves bridge J0359.				Engineering:	40	260	0	0	0
Route:	MO 16					R/W:	0	0	0	0	0
Job No.:	2S3107					Construction:	0	1,225	0	0	0
Length:	0.13	MPO:	N			FFOS:	0	0	0	0	0
Fund Cat:	Taking Care Of System	Fed:	1,188	State:	297	Local:	0				
Sec Cat:	Rehab And Reconst	Awd Date:	Winter 17	Anticipated Fed Cat:	NHPP	Payments:	0	0	0	0	0
TIP #:		Future Cost:	0	Estimate Total:	1,525						
County:	Lewis	Replace bridge over Middle Fabius River 0.5 mile west of Rte. Y near Monticello. Project involves bridge J0157.				Engineering:	35	297	0	0	0
Route:	MO 16					R/W:	0	0	0	0	0
Job No.:	2S3108					Construction:	0	1,357	0	0	0
Length:	0.16	MPO:	N			FFOS:	0	0	0	0	0
Fund Cat:	Taking Care Of System	Fed:	1,323	State:	331	Local:	0				
Sec Cat:	Rehab And Reconst	Awd Date:	Winter 17	Anticipated Fed Cat:	NHPP	Payments:	0	0	0	0	0
TIP #:		Future Cost:	0	Estimate Total:	1,689						
County:	Lewis	Pavement improvements on southbound lanes from just south of Rte. B north junction in Lewis County to Rte. 24 interchange in Marion County.				Engineering:	2	20	352	0	0
Route:	US 61					R/W:	0	0	0	0	0
Job No.:	2P3102					Construction:	0	0	4,907	0	0
Length:	16.77	MPO:	N			FFOS:	0	0	0	0	0
Fund Cat:	Taking Care Of System	AC-State:	4,224	State:	1,055	Local:	0				
Sec Cat:	Thin Lift Overlay	Awd Date:	Fall 17	Anticipated Fed Cat:	NHPP	Payments:	0	0	0	0	0
TIP #:		Future Cost:	0	Estimate Total:	5,281						

* Subject to the approval of the Transportation Improvement Plan by the governing Metropolitan Planning Organization.

Jun-14-2016

Section 4 - 3

District Northeast

Dollars in Thousands



2017-2021 Highway and Bridge Construction Schedule

Transportation Planning

P.O. Box 270
Jefferson City, MO 65102

Construction contingency applied to construction cost in the year the project is awarded.

Three percent project growth factor compounded annually is applied to right-of-way and construction costs in program years 2, 3, 4, and 5.

No inflation is applied to the Funding From Other Sources (FFOS) or Payments.

Engineering includes PE costs, CE costs and R/W incidentals.

Construction contingency applied to construction cost in the year the project is awarded. Three percent project growth factor compounded annually is applied to right-of-way and construction costs in program years 2, 3, 4, and 5. No inflation is applied to the Funding From Other Sources (FFOS) or Payments. Engineering includes PE costs, CE costs and R/W incidentals.							STATE FISCAL YEAR PROJECT BUDGETING						
							Prior Prog.	7/2016- 6/2017	7/2017- 6/2018	7/2018- 6/2019	7/2019- 6/2020	7/2020- 6/2021	
County: Lewis Route: RT K Job No.: 3S2202 Length: 0.05 MPO: N Fund Cat: Taking Care Of System Sec Cat: Rehab And Reconst Awd Date: 2020 Anticipated Fed Cat: NHPP TIP #: Future Cost: 0 Estimate Total: 1,480	Bridge improvements over Middle Fabius River 1.9 miles south of Rte. Y near Labelle. Project involves bridge X0192.						Engineering: 12 R/W: 0 Construction: 0 FFOS: 0 Payments: 0	10 0 0 0 0	14 9 0 0 0	15 0 0 0 0	195 0 1,225 0 0	0 0 0 0 0	
County: Lincoln Route: US 61 Job No.: 2P3058B Length: 0.10 MPO: Y Fund Cat: Taking Care Of System Sec Cat: Rehab And Reconst Awd Date: Spring 17 Anticipated Fed Cat: NHPP <table border="1"><tr><td>Federal Oversight</td></tr></table> TIP #: Future Cost: 0 Estimate Total: 2,400	Federal Oversight	Replace bridge deck on southbound lanes over Big Creek 1.5 miles south of Rte. U near Moscow Mills. Project involves bridge A2609.						Engineering: 20 R/W: 0 Construction: 0 FFOS: 0 Payments: 0	246 0 2,134 0 0	0 0 0 0 0	0 0 0 0 0	0 0 0 0 0	0 0 0 0 0
Federal Oversight													
County: Lincoln Route: US 61 Job No.: 2P3097 Length: 17.77 MPO: N Fund Cat: Taking Care Of System Sec Cat: Thin Lift Overlay Awd Date: Fall 17 Anticipated Fed Cat: NHPP <table border="1"><tr><td>Federal Oversight</td></tr></table> TIP #: Future Cost: 0 Estimate Total: 5,053	Federal Oversight	Pavement improvements on southbound lanes from Rte. E to the St. Charles County line near Moscow Mills.						Engineering: 2 R/W: 0 Construction: 0 FFOS: 0 Payments: 0	10 0 0 0 0	346 0 4,695 0 0	0 0 0 0 0	0 0 0 0 0	0 0 0 0 0
Federal Oversight													
County: Lincoln Route: US 61 Job No.: 2P3098 Length: 14.42 MPO: N Fund Cat: Taking Care Of System Sec Cat: Thin Lift Overlay Awd Date: Fall 17 Anticipated Fed Cat: NHPP TIP #: Future Cost: 0 Estimate Total: 4,289	Pavement improvements on northbound lanes from the St. Charles County line to Rte. V near Troy.						Engineering: 2 R/W: 0 Construction: 0 FFOS: 0 Payments: 0	10 0 0 0 0	293 0 3,984 0 0	0 0 0 0 0	0 0 0 0 0	0 0 0 0 0	
County: Lincoln Route: US 61 Job No.: 2P3106 Length: 0.70 MPO: N Fund Cat: Safety Sec Cat: Safety Awd Date: Winter 17 Anticipated Fed Cat: Safety TIP #: Future Cost: 0 Estimate Total: 1,287	Intersection improvements at Rte. B and Rte. E near Troy. \$1,107,000 Open Container funds.						Engineering: 20 R/W: 0 Construction: 0 FFOS: 0 Payments: 0	160 0 1,107 1,107 0	0 0 0 0 0	0 0 0 0 0	0 0 0 0 0	0 0 0 0 0	

* Subject to the approval of the Transportation Improvement Plan by the governing Metropolitan Planning Organization.

Jun-14-2016

Section 4 - 4

District Northeast

Dollars in Thousands



2017-2021 Highway and Bridge Construction Schedule

Construction contingency applied to construction cost in the year the project is awarded.

Three percent project growth factor compounded annually is applied to right-of-way and construction costs in program years 2, 3, 4, and 5.

No inflation is applied to the Funding From Other Sources (FFOS) or Payments.

Engineering includes PE costs, CE costs and R/W incidentals.

						STATE FISCAL YEAR PROJECT BUDGETING					
						Prior Prog.	7/2016- 6/2017	7/2017- 6/2018	7/2018- 6/2019	7/2019- 6/2020	7/2020- 6/2021
County: Lincoln	Replace bridges on northbound and southbound lanes over Cuivre River 1.7 miles north of Rte. 47 near Troy. Project involves twin bridges A2601.	Engineering:	231	10	300	948	0	0			
Route: US 61		R/W:	0	0	0	0	0	0			
Job No.: 3P2213		Construction:	0	0	0	11,362	0	0			
Length: 0.63	MPO: N	FFOS:	0	0	0	0	0	0			
Fund Cat: Statewide Interstate And Major Bridge	Fed: 10,096 State: 2,524 Local: 0	Payments:	0	0	0	0	0	0			
Sec Cat: Rehab And Reconst	Awd Date: 2019 Anticipated Fed Cat: NHPP										
TIP #:	Future Cost: 0 Estimate Total: 12,851										
County: Lincoln	Bridge improvements over McLean's Branch 0.1 mile south of Rte. N near Winfield. Project involves bridge K0341.	Engineering:	5	5	5	20	147	0			
Route: MO 79		R/W:	0	0	0	0	0	0			
Job No.: 2P3085		Construction:	0	0	0	0	814	0			
Length: 0.07	MPO: N	FFOS:	0	0	0	0	0	0			
Fund Cat: Taking Care Of System	Fed: 793 State: 198 Local: 0	Payments:	0	0	0	0	0	0			
Sec Cat: Rehab And Reconst	Awd Date: 2020 Anticipated Fed Cat: NHPP										
TIP #:	Future Cost: 0 Estimate Total: 996										
County: Lincoln	Replace bridge over Cuivre River 4.3 miles north of Rte. 47 near Troy. Project involves bridge P0111. \$250,000 Open Container funds.	Engineering:	40	323	0	0	0	0			
Route: RT H		R/W:	0	4	0	0	0	0			
Job No.: 2S3109		Construction:	0	1,736	0	0	0	0			
Length: 0.62	MPO: N	FFOS:	0	250	0	0	0	0			
Fund Cat: Taking Care Of System	Fed: 1,650 State: 413 Local: 0	Payments:	0	0	0	0	0	0			
Sec Cat: Rehab And Reconst	Awd Date: Winter 17 Anticipated Fed Cat: NHPP										
TIP #:	Future Cost: 0 Estimate Total: 2,103										
County: Lincoln	Bridge maintenance on Rte. J over Coon Creek, Rte. Y over Bear Creek in Warren Co., Rte. N over Salt River and Rte. W over Tiger Fork North River in Shelby Co. Project involves bridges R0531, R0352, R0039 and P0040.	Engineering:	6	33	0	0	0	0			
Route: RT J		R/W:	0	0	0	0	0	0			
Job No.: 2S3117		Construction:	0	390	0	0	0	0			
Length: 0.12	MPO: N	FFOS:	0	0	0	0	0	0			
Fund Cat: Taking Care Of System	Fed: 339 State: 84 Local: 0	Payments:	0	0	0	0	0	0			
Sec Cat: Preventive Maint	Awd Date: Winter 17 Anticipated Fed Cat: NHPP										
TIP #:	Future Cost: 0 Estimate Total: 429										
County: Macon	Pavement improvements on eastbound lanes from 0.5 mile west of Rte. C to 0.1 mile east of Kellogg Avenue near Macon. \$23,340.89 SAFETEA-LU earmark Demo ID #MO169.	Engineering:	2	152	0	0	0	0			
Route: US 36		R/W:	0	0	0	0	0	0			
Job No.: 2P3099		Construction:	0	1,865	0	0	0	0			
Length: 6.83	MPO: N	FFOS:	0	23	0	0	0	0			
Fund Cat: Taking Care Of System	Fed: 1,613 State: 404 Local: 0	Payments:	0	0	0	0	0	0			
Sec Cat: Thin Lift Overlay	Awd Date: Fall 16 Anticipated Fed Cat: NHPP										
TIP #:	Future Cost: 0 Estimate Total: 2,019										

* Subject to the approval of the Transportation Improvement Plan by the governing Metropolitan Planning Organization.



2017-2021 Highway and Bridge Construction Schedule

Transportation Planning

P.O. Box 270
Jefferson City, MO 65102

Construction contingency applied to construction cost in the year the project is awarded.

Three percent project growth factor compounded annually is applied to right-of-way and construction costs in program years 2, 3, 4, and 5.

No inflation is applied to the Funding From Other Sources (FFOS) or Payments.

Engineering includes PE costs, CE costs and R/W incidentals.

Construction contingency applied to construction cost in the year the project is awarded. Three percent project growth factor compounded annually is applied to right-of-way and construction costs in program years 2, 3, 4, and 5. No inflation is applied to the Funding From Other Sources (FFOS) or Payments. Engineering includes PE costs, CE costs and R/W incidentals.							STATE FISCAL YEAR PROJECT BUDGETING					
							Prior Prog.	7/2016- 6/2017	7/2017- 6/2018	7/2018- 6/2019	7/2019- 6/2020	7/2020- 6/2021
County: Macon Route: US 36 Job No.: 2P3100 Length: 7.92 MPO: N Fund Cat: Taking Care Of System Sec Cat: Thin Lift Overlay Awd Date: Fall 16 TIP #: Anticipated Fed Cat: NHPP Future Cost: 0 Estimate Total: 2,619	Pavement improvements on westbound lanes from 0.8 mile east of Rte. 63 to 1.7 miles west of Rte. O near Bevier.						Engineering: 2	196	0	0	0	0
							R/W: 0	0	0	0	0	0
							Construction: 0	2,421	0	0	0	0
							FFOS: 0	0	0	0	0	0
							Payments: 0	0	0	0	0	0
County: Macon Route: RT C Job No.: 2S2164 Length: 0.07 MPO: N Fund Cat: Taking Care Of System Sec Cat: Rehab And Reconst Awd Date: Spring 17 TIP #: Anticipated Fed Cat: NHPP Future Cost: 0 Estimate Total: 650	Replace bridge over Claybank Creek 0.1 mile south of Rte. FF near Bevier. Project involves bridge T0085.						Engineering: 30	93	0	0	0	0
							R/W: 0	4	0	0	0	0
							Construction: 0	523	0	0	0	0
							FFOS: 0	0	0	0	0	0
							Payments: 0	0	0	0	0	0
County: Macon Route: RT PP Job No.: 2S3070 Length: 0.06 MPO: N Fund Cat: Taking Care Of System Sec Cat: Rehab And Reconst Awd Date: 2019 TIP #: Anticipated Fed Cat: NHPP Future Cost: 0 Estimate Total: 737	Bridge improvements over Winn Branch 1 mile west of Rte. V near Macon. Project involves bridge N0559.						Engineering: 0	15	16	108	0	0
							R/W: 0	0	1	0	0	0
							Construction: 0	0	0	597	0	0
							FFOS: 0	0	0	0	0	0
							Payments: 0	0	0	0	0	0
County: Macon Route: RT T Job No.: 2S3110 Length: 0.09 MPO: N Fund Cat: Taking Care Of System Sec Cat: Rehab And Reconst Awd Date: Summer 16 TIP #: Anticipated Fed Cat: NHPP Future Cost: 0 Estimate Total: 749	Bridge improvements over Middle Fork Chariton River 2.1 miles east of Rte. 3 near Bevier. Project involves bridge R0128.						Engineering: 104	46	0	0	0	0
							R/W: 1	0	0	0	0	0
							Construction: 0	598	0	0	0	0
							FFOS: 0	0	0	0	0	0
							Payments: 0	0	0	0	0	0
County: Marion Route: MO 168 Job No.: 2S3114 Length: 0.07 MPO: N Fund Cat: Taking Care Of System Sec Cat: Rehab And Reconst Awd Date: Winter 17 TIP #: Anticipated Fed Cat: NHPP Future Cost: 0 Estimate Total: 1,859	Replace bridge over Rte. 61 at north end of Palmyra. Project involves bridge A0552.						Engineering: 40	268	0	0	0	0
							R/W: 0	2	0	0	0	0
							Construction: 0	1,549	0	0	0	0
							FFOS: 0	0	0	0	0	0
							Payments: 0	0	0	0	0	0

* Subject to the approval of the Transportation Improvement Plan by the governing Metropolitan Planning Organization.

Jun-14-2016

Section 4 - 6

District Northeast

Dollars in Thousands



2017-2021 Highway and Bridge Construction Schedule

Construction contingency applied to construction cost in the year the project is awarded.

Three percent project growth factor compounded annually is applied to right-of-way and construction costs in program years 2, 3, 4, and 5.

No inflation is applied to the Funding From Other Sources (FFOS) or Payments.

Engineering includes PE costs, CE costs and R/W incidentals.

						STATE FISCAL YEAR PROJECT BUDGETING					
						Prior Prog.	7/2016- 6/2017	7/2017- 6/2018	7/2018- 6/2019	7/2019- 6/2020	7/2020- 6/2021
County: Marion	Payment to IDOT in SFY 2017 for preventive maintenance on Quincy Memorial Bridge.	Engineering:	0	2	0	0	0	0	0	0	0
Route: US 24	Cost represents Missouri's share. Project involves bridge L0099.	R/W:	0	0	0	0	0	0	0	0	0
Job No.: 2P3001		Construction:	0	1,000	0	0	0	0	0	0	0
Length: 0.43	MPO: N	FFOS:	0	0	0	0	0	0	0	0	0
Fund Cat: Statewide Interstate And Major Bridge	Fed: 802 State: 200 Local: 0	Payments:	0	0	0	0	0	0	0	0	0
Sec Cat: Preventive Maint	Awd Date: N/A Anticipated Fed Cat: NHPP										
TIP #: Future Cost: 0	Estimate Total: 1,002										
County: Marion	Payment to IDOT in SFY 2017 for deck sealing on Quincy Bayview Bridge. Cost	Engineering:	2	1	0	0	0	0	0	0	0
Route: US 24	represents Missouri's share. Project involves bridge A4274.	R/W:	0	0	0	0	0	0	0	0	0
Job No.: 2P3003		Construction:	0	50	0	0	0	0	0	0	0
Length: 0.46	MPO: N	FFOS:	0	0	0	0	0	0	0	0	0
Fund Cat: Statewide Interstate And Major Bridge	Fed: 41 State: 10 Local: 0	Payments:	0	0	0	0	0	0	0	0	0
Sec Cat: Preventive Maint	Awd Date: N/A Anticipated Fed Cat: NHPP										
TIP #: Future Cost: 0	Estimate Total: 53										
County: Marion	Bridge improvements over South Fabius River 1.2 miles south of Rte. 6 near Taylor.	Engineering:	0	25	222	0	0	0	0	0	0
Route: US 24	Project involves bridge A2021.	R/W:	0	0	0	0	0	0	0	0	0
Job No.: 2P3059C		Construction:	0	0	1,348	0	0	0	0	0	0
Length: 0.98	MPO: N	FFOS:	0	0	0	0	0	0	0	0	0
Fund Cat: Taking Care Of System	Fed: 1,276 State: 319 Local: 0	Payments:	0	0	0	0	0	0	0	0	0
Sec Cat: Rehab And Reconst	Awd Date: 2018 Anticipated Fed Cat: NHPP										
TIP #: Future Cost: 0	Estimate Total: 1,595										
County: Marion	Pavement improvements on eastbound and westbound lanes from 0.3 mile north of Rte. F	Engineering:	0	5	10	600	0	0	0	0	0
Route: US 24	to 2.4 miles east of Rte. 61 near Taylor.	R/W:	0	0	0	0	0	0	0	0	0
Job No.: 2P3127		Construction:	0	0	0	8,729	0	0	0	0	0
Length: 15.24	MPO: N	FFOS:	0	0	0	0	0	0	0	0	0
Fund Cat: Taking Care Of System	Fed: 7,475 State: 1,869 Local: 0	Payments:	0	0	0	0	0	0	0	0	0
Sec Cat: Thin Lift Overlay	Awd Date: 2019 Anticipated Fed Cat: NHPP Federal Oversight										
TIP #: Future Cost: 0	Estimate Total: 9,344										
County: Marion	Pavement improvements on eastbound lanes from 0.4 mile west of Bus. 36 at Monroe City	Engineering:	0	5	5	246	0	0	0	0	0
Route: US 36	to 0.9 mile east of Rte. H (two disconnected sections).	R/W:	0	0	0	0	0	0	0	0	0
Job No.: 2P3128		Construction:	0	0	0	3,459	0	0	0	0	0
Length: 12.02	MPO: N	FFOS:	0	0	0	0	0	0	0	0	0
Fund Cat: Taking Care Of System	Fed: 2,972 State: 743 Local: 0	Payments:	0	0	0	0	0	0	0	0	0
Sec Cat: Thin Lift Overlay	Awd Date: 2019 Anticipated Fed Cat: NHPP										
TIP #: Future Cost: 0	Estimate Total: 3,715										

* Subject to the approval of the Transportation Improvement Plan by the governing Metropolitan Planning Organization.



2017-2021 Highway and Bridge Construction Schedule

Construction contingency applied to construction cost in the year the project is awarded.

Three percent project growth factor compounded annually is applied to right-of-way and construction costs in program years 2, 3, 4, and 5.

No inflation is applied to the Funding From Other Sources (FFOS) or Payments.

Engineering includes PE costs, CE costs and R/W incidentals.

Construction contingency applied to construction cost in the year the project is awarded. Three percent project growth factor compounded annually is applied to right-of-way and construction costs in program years 2, 3, 4, and 5. No inflation is applied to the Funding From Other Sources (FFOS) or Payments. Engineering includes PE costs, CE costs and R/W incidentals.							STATE FISCAL YEAR PROJECT BUDGETING						
							Prior Prog.	7/2016- 6/2017	7/2017- 6/2018	7/2018- 6/2019	7/2019- 6/2020	7/2020- 6/2021	
County: Marion	Pavement improvements on eastbound lanes from 1.8 miles east of Rte. 24 to Rte. 61 and on westbound lanes from Rte. 61 west 0.5 mile near Hannibal.						Engineering:	0	5	5	135	0	0
Route: US 36							R/W:	0	0	0	0	0	0
Job No.: 2P3129							Construction:	0	0	0	1,746	0	0
Length: 4.72	MPO: N						FFOS:	0	0	0	0	0	0
Fund Cat: Taking Care Of System	Fed: 1,513 State: 378 Local: 0					Payments:	0	0	0	0	0	0	
Sec Cat: Thin Lift Overlay	Awd Date: 2019	Anticipated Fed Cat: NHPP											
TIP #:	Future Cost: 0 Estimate Total: 1,891												
County: Marion	Pavement improvements from 0.6 mile south of Rte. F to 0.4 mile north of Rte. 168 near Hannibal.						Engineering:	0	2	2	5	246	0
Route: US 61							R/W:	0	0	0	0	0	0
Job No.: 2P3130							Construction:	0	0	0	0	3,544	0
Length: 5.73	MPO: N						FFOS:	0	0	0	0	0	0
Fund Cat: Taking Care Of System	Fed: 3,039 State: 760 Local: 0					Payments:	0	0	0	0	0	0	
Sec Cat: Thin Lift Overlay	Awd Date: 2020	Anticipated Fed Cat: NHPP											
TIP #:	Future Cost: 0 Estimate Total: 3,799												
County: Marion	Pavement improvements on northbound lanes from Rte. 24 interchange to 0.9 mile north of Rte. B south junction in Lewis County.						Engineering:	0	2	134	0	0	0
Route: US 61							R/W:	0	0	0	0	0	0
Job No.: 2P3154							Construction:	0	0	1,786	0	0	0
Length: 6.10	MPO: N						FFOS:	0	0	0	0	0	0
Fund Cat: Taking Care Of System	AC-State: 1,538 State: 384 Local: 0					Payments:	0	0	0	0	0	0	
Sec Cat: Thin Lift Overlay	Awd Date: Fall 17	Anticipated Fed Cat: NHPP											
TIP #:	Future Cost: 0 Estimate Total: 1,922												
County: Marion	Pavement and ADA Transition Plan improvements from 0.4 mile north of Rte. 168 to just north of Warren Barrett Drive in Hannibal. \$743,000 Statewide Transportation Alternatives Program funds.						Engineering:	31	39	376	0	0	0
Route: US 61							R/W:	0	9	0	0	0	0
Job No.: 3P2226							Construction:	0	0	5,197	0	0	0
Length: 4.38	MPO: N						FFOS:	0	0	743	0	0	0
Fund Cat: Taking Care Of System	Fed: 4,497 State: 1,124 Local: 0					Payments:	0	0	0	0	0	0	
Sec Cat: Thin Lift Overlay	Awd Date: Fall 17	Anticipated Fed Cat: NHPP											
TIP #:	Future Cost: 0 Estimate Total: 5,652												
County: Marion	Deck, beam cap and pier sealing on Mark Twain Memorial Bridge over Mississippi River at Hannibal. \$30,491 for construction and \$4,000 for preliminary engineering TEA-21 earmark Demo ID #MO021. \$113,000 IDOT funds. Project involves bridge A5054.						Engineering:	2	18	0	0	0	0
Route: IS 72							R/W:	0	0	0	0	0	0
Job No.: 2I3074							Construction:	0	226	0	0	0	0
Length: 0.39	MPO: N						FFOS:	0	143	0	0	0	0
Fund Cat: Taking Care Of System	Fed: 129 State: 2 Local: 113					Payments:	0	0	0	0	0	0	
Sec Cat: Preventive Maint	Awd Date: Summer 16	Anticipated Fed Cat: NHPP											
TIP #:	Future Cost: 0 Estimate Total: 246												

* Subject to the approval of the Transportation Improvement Plan by the governing Metropolitan Planning Organization.



2017-2021 Highway and Bridge Construction Schedule

Transportation Planning

P.O. Box 270
Jefferson City, MO 65102

Construction contingency applied to construction cost in the year the project is awarded.

Three percent project growth factor compounded annually is applied to right-of-way and construction costs in program years 2, 3, 4, and 5.

No inflation is applied to the Funding From Other Sources (FFOS) or Payments.

Engineering includes PE costs, CE costs and R/W incidentals.

						STATE FISCAL YEAR PROJECT BUDGETING					
						Prior Prog.	7/2016- 6/2017	7/2017- 6/2018	7/2018- 6/2019	7/2019- 6/2020	7/2020- 6/2021
County: Marion	Pavement improvements from 0.2 mile west of Rte. 61 to the Mississippi River in Hannibal.	Engineering:	2	2	2	57	0	0			
Route: IS 72		R/W:	0	0	0	0	0	0			
Job No.: 213096		Construction:	0	0	0	594	0	0			
Length: 3.86	MPO: N	FFOS:	0	0	0	0	0	0			
Fund Cat: Statewide Interstate And Major Bridge	Fed: 590 State: 65 Local: 0	Payments:	0	0	0	0	0	0			
Sec Cat: Preventive Maint	Awd Date: 2019 Anticipated Fed Cat: NHPP										
TIP #: Future Cost: 0 Estimate Total: 657											
County: Marion	Bridge improvements over South Fabius River 0.8 mile east of Rte. M near Palmyra. Project involves bridge X0345.	Engineering:	4	18	20	113	0	0			
Route: RT A		R/W:	0	0	0	0	0	0			
Job No.: 2S3045		Construction:	0	0	0	662	0	0			
Length: 0.08	MPO: N	FFOS:	0	0	0	0	0	0			
Fund Cat: Taking Care Of System	Fed: 650 State: 163 Local: 0	Payments:	0	0	0	0	0	0			
Sec Cat: Rehab And Reconst	Awd Date: 2019 Anticipated Fed Cat: NHPP										
TIP #: Future Cost: 0 Estimate Total: 817											
County: Marion	Bridge improvements over South Fork North River 0.3 mile north of Rte. CC near Hunnewell. Project involves bridge X0045.	Engineering:	10	42	74	0	0	0			
Route: RT K		R/W:	0	2	0	0	0	0			
Job No.: 2S3121		Construction:	0	0	515	0	0	0			
Length: 0.10	MPO: N	FFOS:	0	0	0	0	0	0			
Fund Cat: Taking Care Of System	Fed: 507 State: 126 Local: 0	Payments:	0	0	0	0	0	0			
Sec Cat: Rehab And Reconst	Awd Date: 2018 Anticipated Fed Cat: NHPP										
TIP #: Future Cost: 0 Estimate Total: 643											
County: Monroe	Pavement improvements from 1.2 miles west of Rte. U to the Rte. 36 interchange at Monroe City in Ralls County.	Engineering:	0	2	2	5	209	0			
Route: US 24		R/W:	0	0	0	0	0	0			
Job No.: 2P3144		Construction:	0	0	0	0	3,049	0			
Length: 18.77	MPO: N	FFOS:	0	0	0	0	0	0			
Fund Cat: Taking Care Of System	Fed: 2,614 State: 653 Local: 0	Payments:	0	0	0	0	0	0			
Sec Cat: Thin Lift Overlay	Awd Date: 2020 Anticipated Fed Cat: NHPP										
TIP #: Future Cost: 0 Estimate Total: 3,267											
County: Montgomery	Replace bridge over Cuivre River 0.2 mile south of Rte. T near Middletown. \$85,000 Open Container funds. Project involves bridge S0806.	Engineering:	25	188	0	0	0	0			
Route: MO 161		R/W:	0	8	0	0	0	0			
Job No.: 2S3072		Construction:	0	835	0	0	0	0			
Length: 0.10	MPO: N	FFOS:	0	85	0	0	0	0			
Fund Cat: Taking Care Of System	Fed: 825 State: 206 Local: 0	Payments:	0	0	0	0	0	0			
Sec Cat: Rehab And Reconst	Awd Date: Spring 17 Anticipated Fed Cat: NHPP										
TIP #: Future Cost: 0 Estimate Total: 1,056											

* Subject to the approval of the Transportation Improvement Plan by the governing Metropolitan Planning Organization.

Jun-14-2016

Section 4 - 9

District Northeast

Dollars in Thousands



2017-2021 Highway and Bridge Construction Schedule

Transportation Planning

P.O. Box 270
Jefferson City, MO 65102

Construction contingency applied to construction cost in the year the project is awarded.

Three percent project growth factor compounded annually is applied to right-of-way and construction costs in program years 2, 3, 4, and 5.

No inflation is applied to the Funding From Other Sources (FFOS) or Payments.

Engineering includes PE costs, CE costs and R/W incidentals.

Construction contingency applied to construction cost in the year the project is awarded. Three percent project growth factor compounded annually is applied to right-of-way and construction costs in program years 2, 3, 4, and 5. No inflation is applied to the Funding From Other Sources (FFOS) or Payments. Engineering includes PE costs, CE costs and R/W incidentals.										STATE FISCAL YEAR PROJECT BUDGETING					
										Prior Prog.	7/2016- 6/2017	7/2017- 6/2018	7/2018- 6/2019	7/2019- 6/2020	7/2020- 6/2021
County: Montgomery Route: MO 161 Job No.: 2S3125 Length: 0.11 MPO: N Fund Cat: Taking Care Of System															

* Subject to the approval of the Transportation Improvement Plan by the governing Metropolitan Planning Organization.

Jun-14-2016

Section 4 - 10

District Northeast

Dollars in Thousands



2017-2021 Highway and Bridge Construction Schedule

Transportation Planning

P.O. Box 270
Jefferson City, MO 65102

Construction contingency applied to construction cost in the year the project is awarded.

Three percent project growth factor compounded annually is applied to right-of-way and construction costs in program years 2, 3, 4, and 5.

No inflation is applied to the Funding From Other Sources (FFOS) or Payments.

Engineering includes PE costs, CE costs and R/W incidentals.

Construction contingency applied to construction cost in the year the project is awarded. Three percent project growth factor compounded annually is applied to right-of-way and construction costs in program years 2, 3, 4, and 5. No inflation is applied to the Funding From Other Sources (FFOS) or Payments. Engineering includes PE costs, CE costs and R/W incidentals.												STATE FISCAL YEAR PROJECT BUDGETING					
												Prior Prog.	7/2016- 6/2017	7/2017- 6/2018	7/2018- 6/2019	7/2019- 6/2020	7/2020- 6/2021
County: Montgomery Route: MO 94 Job No.: 5S3049B Length: 9.94 MPO: N Fund Cat: Taking Care Of System Sec Cat: Preventive Maint Awd Date: 2019 Anticipated Fed Cat: TIP #: Future Cost: 0 Estimate Total: 294	Pavement improvements from 0.2 mile east of Bluffton Road to Rte. 19 near McKittrick.					Engineering: 1	1	1	20	0	0						
						R/W: 0	0	0	0	0	0						
						Construction: 0	0	0	271	0	0						
						FFOS: 0	0	0	0	0	0						
						Payments: 0	0	0	0	0	0						
County: Pike Route: US 54 Job No.: 2P3058D Length: 0.06 MPO: N Fund Cat: Flexible & Other Sec Cat: Rehab And Reconst Awd Date: Summer 16 Anticipated Fed Cat: TIP #: Future Cost: 0 Estimate Total: 693	Bridge improvements over Rte. 61 at interchange near Bowling Green. \$693,000 SAFETEA-LU earmark Demo ID #MO215 for engineering and construction. Project involves bridge A3494.					Engineering: 38	44	0	0	0	0						
						R/W: 0	0	0	0	0	0						
						Construction: 0	611	0	0	0	0						
						FFOS: 0	611	0	0	0	0						
						Payments: 0	0	0	0	0	0						
County: Pike Route: US 54 Job No.: 2P3094 Length: 0.24 MPO: N Fund Cat: Flexible & Other Sec Cat: Preventive Maint Awd Date: Fall 16 Anticipated Fed Cat: TIP #: Future Cost: 0 Estimate Total: 163	Job Order Contracting for bridge repair on the Champ Clark Bridge over the Mississippi River at Louisiana. \$75,000 IDOT funds. Project involves bridge K0932.					Engineering: 1	12	0	0	0	0						
						R/W: 0	0	0	0	0	0						
						Construction: 0	150	0	0	0	0						
						FFOS: 0	75	0	0	0	0						
						Payments: 0	0	0	0	0	0						
County: Pike Route: US 54 Job No.: 2P3133 Length: 16.57 MPO: N Fund Cat: Taking Care Of System Sec Cat: Thin Lift Overlay Awd Date: 2019 Anticipated Fed Cat: TIP #: Future Cost: 0 Estimate Total: 2,964	Pavement improvements from 0.1 mile east of Rte. U to Rte. 79 east junction in Louisiana.					Engineering: 0	2	4	199	0	0						
						R/W: 0	0	0	0	0	0						
						Construction: 0	0	0	2,759	0	0						
						FFOS: 0	0	0	0	0	0						
						Payments: 0	0	0	0	0	0						
County: Pike Route: US 54 Job No.: 3P2209B Length: 0.51 MPO: N Fund Cat: Taking Care Of System Sec Cat: Rehab And Reconst Awd Date: Summer 17 Anticipated Fed Cat: TIP #: Future Cost: 0 Estimate Total: 68,214	Replace Champ Clark Bridge over Mississippi River at Louisiana. Design/Build project. \$10,000,000 TIGER funds. IDOT responsible for 50% of project cost. Project involves bridge K0932.					Engineering: 2,100	329	1,530	0	0	0						
						R/W: 0	4,000	0	0	0	0						
						Construction: 0	0	60,255	0	0	0						
						FFOS: 0	500	35,500	0	0	0						
						Payments: 0	0	0	0	0	0						
						Federal Oversight											

* Subject to the approval of the Transportation Improvement Plan by the governing Metropolitan Planning Organization.

Jun-14-2016

Section 4 - 11

District Northeast

Dollars in Thousands



2017-2021 Highway and Bridge Construction Schedule

Transportation Planning

P.O. Box 270
Jefferson City, MO 65102

Construction contingency applied to construction cost in the year the project is awarded.

Three percent project growth factor compounded annually is applied to right-of-way and construction costs in program years 2, 3, 4, and 5.

No inflation is applied to the Funding From Other Sources (FFOS) or Payments.

Engineering includes PE costs, CE costs and R/W incidentals.

Construction contingency applied to construction cost in the year the project is awarded. Three percent project growth factor compounded annually is applied to right-of-way and construction costs in program years 2, 3, 4, and 5. No inflation is applied to the Funding From Other Sources (FFOS) or Payments. Engineering includes PE costs, CE costs and R/W incidentals.							STATE FISCAL YEAR PROJECT BUDGETING					
							Prior Prog.	7/2016- 6/2017	7/2017- 6/2018	7/2018- 6/2019	7/2019- 6/2020	7/2020- 6/2021
County: Pike Route: US 61 Job No.: 2P3116 Length: 18.80 MPO: N Fund Cat: Taking Care Of System Sec Cat: Thin Lift Overlay TIP #:	Pavement improvements on southbound lanes from 0.6 mile south of Rte. 161 to Rte. E near Auburn in Lincoln County. \$160,000 Open Container funds.					Engineering: 10 R/W: 0 Construction: 0 FFOS: 0 Payments: 0	352 0 4,761 160 0	0 0 0 0 0	0 0 0 0 0	0 0 0 0 0		
Fed: 4,091 State: 1,022 Local: 0												
Awd Date: Fall 16 Anticipated Fed Cat: NHPP <div>Federal Oversight</div>												
Future Cost: 0 Estimate Total: 5,123												
County: Pike Route: MO 79 Job No.: 2P3082 Length: 0.11 MPO: N Fund Cat: Taking Care Of System Sec Cat: Rehab And Reconst TIP #:	Replace bridge and ADA Transition Plan improvements over Noix Creek 1.1 miles north of Rte. D in Louisiana. \$124,000 Statewide Transportation Alternatives Program funds. Project involves bridge K0487.					Engineering: 32 R/W: 0 Construction: 0 FFOS: 0 Payments: 0	311 1 2,147 124 0	0 0 0 0 0	0 0 0 0 0			
Fed: 1,968 State: 491 Local: 0												
Awd Date: Winter 17 Anticipated Fed Cat: NHPP <div>Federal Oversight</div>												
Future Cost: 0 Estimate Total: 2,491												
County: Pike Route: MO 79 Job No.: 2P3083 Length: 0.07 MPO: N Fund Cat: Taking Care Of System Sec Cat: Rehab And Reconst TIP #:	Bridge improvements over Ramsey Creek 2.4 miles north of Rte. H near Annada. Project involves bridge K0322.					Engineering: 10 R/W: 0 Construction: 0 FFOS: 0 Payments: 0	41 1 0 0 0	170 0 1,055 0 0	0 0 0 0 0			
Fed: 1,014 State: 253 Local: 0												
Awd Date: 2018 Anticipated Fed Cat: NHPP												
Future Cost: 0 Estimate Total: 1,277												
County: Pike Route: MO 79 Job No.: 2P3084 Length: 0.05 MPO: N Fund Cat: Taking Care Of System Sec Cat: Rehab And Reconst TIP #:	Bridge improvements over Fox Creek 1.9 miles south of Rte. W near Clarksville. Project involves bridge K0318.					Engineering: 5 R/W: 0 Construction: 0 FFOS: 0 Payments: 0	21 1 0 0 0	115 0 591 0 0	0 0 0 0 0			
Fed: 583 State: 145 Local: 0												
Awd Date: 2018 Anticipated Fed Cat: NHPP												
Future Cost: 0 Estimate Total: 733												
County: Pike Route: MO 79 Job No.: 2P3086 Length: 0.10 MPO: N Fund Cat: Taking Care Of System Sec Cat: Rehab And Reconst TIP #:	Replace bridge over Buffalo Creek 0.6 mile south of Rte. D near Louisiana. Project involves bridge K0313.					Engineering: 21 R/W: 0 Construction: 0 FFOS: 0 Payments: 0	204 1 1,169 0 0	0 0 0 0 0	0 0 0 0 0			
Fed: 1,099 State: 275 Local: 0												
Awd Date: Winter 17 Anticipated Fed Cat: NHPP												
Future Cost: 0 Estimate Total: 1,395												

* Subject to the approval of the Transportation Improvement Plan by the governing Metropolitan Planning Organization.

Jun-14-2016

Section 4 - 12

District Northeast

Dollars in Thousands



2017-2021 Highway and Bridge Construction Schedule

Construction contingency applied to construction cost in the year the project is awarded.

Three percent project growth factor compounded annually is applied to right-of-way and construction costs in program years 2, 3, 4, and 5.

No inflation is applied to the Funding From Other Sources (FFOS) or Payments.

Engineering includes PE costs, CE costs and R/W incidentals.

Construction contingency applied to construction cost in the year the project is awarded. Three percent project growth factor compounded annually is applied to right-of-way and construction costs in program years 2, 3, 4, and 5. No inflation is applied to the Funding From Other Sources (FFOS) or Payments. Engineering includes PE costs, CE costs and R/W incidentals.							STATE FISCAL YEAR PROJECT BUDGETING					
							Prior Prog.	7/2016- 6/2017	7/2017- 6/2018	7/2018- 6/2019	7/2019- 6/2020	7/2020- 6/2021
County: Pike Route: MO 79 Job No.: 2P3134 Length: 22.01 MPO: N Fund Cat: Taking Care Of System Sec Cat: Thin Lift Overlay Awd Date: 2019 Anticipated Fed Cat: S.T.P. TIP #: Future Cost: 0 Estimate Total: 3,196	Pavement improvements from Rte. 54 east junction in Louisiana to Lincoln County line.						Engineering: 0	2	5	213	0	0
							R/W: 0	0	0	0	0	0
							Construction: 0	0	0	2,976	0	0
							FFOS: 0	0	0	0	0	0
							Payments: 0	0	0	0	0	0
County: Pike Route: RT E Job No.: 2S3140 Length: 0.07 MPO: N Fund Cat: Taking Care Of System Sec Cat: Rehab And Reconst Awd Date: 2019 Anticipated Fed Cat: NHPP TIP #: Future Cost: 0 Estimate Total: 1,092	Bridge improvements over South Spencer Creek 2.0 miles north of Rte. 54 near Curryville. Project involves bridge N0304.						Engineering: 0	20	28	157	0	0
							R/W: 0	0	0	0	0	0
							Construction: 0	0	0	887	0	0
							FFOS: 0	0	0	0	0	0
							Payments: 0	0	0	0	0	0
County: Pike Route: RT U Job No.: 2S3120 Length: 0.09 MPO: N Fund Cat: Taking Care Of System Sec Cat: Rehab And Reconst Awd Date: 2020 Anticipated Fed Cat: S.T.P. TIP #: Future Cost: 0 Estimate Total: 820	Bridge improvements over Peno Creek 1.0 mile west of Rte. 61 near Bowling Green. Project involves bridge R0059.						Engineering: 10	2	2	36	102	0
							R/W: 0	0	0	0	0	0
							Construction: 0	0	0	0	668	0
							FFOS: 0	0	0	0	0	0
							Payments: 0	0	0	0	0	0
County: Ralls Route: US 61 Job No.: 2P3137 Length: 0.09 MPO: N Fund Cat: Taking Care Of System Sec Cat: Rehab And Reconst Awd Date: 2019 Anticipated Fed Cat: NHPP TIP #: Future Cost: 0 Estimate Total: 1,054	Bridge improvements over Norfolk Southern Railway 0.9 mile north of Rte. HH in Hannibal. Project involves bridge A1060.						Engineering: 0	20	25	155	0	0
							R/W: 0	0	0	0	0	0
							Construction: 0	0	0	854	0	0
							FFOS: 0	0	0	0	0	0
							Payments: 0	0	0	0	0	0
County: Ralls Route: US 61 Job No.: 2P3138 Length: 0.08 MPO: N Fund Cat: Taking Care Of System Sec Cat: Rehab And Reconst Awd Date: 2019 Anticipated Fed Cat: NHPP TIP #: Future Cost: 0 Estimate Total: 881	Bridge improvements over Bear Creek 0.6 mile north of Rte. HH in Hannibal. Project involves bridge A1061.						Engineering: 0	20	20	126	0	0
							R/W: 0	0	0	0	0	0
							Construction: 0	0	0	715	0	0
							FFOS: 0	0	0	0	0	0
							Payments: 0	0	0	0	0	0

* Subject to the approval of the Transportation Improvement Plan by the governing Metropolitan Planning Organization.



2017-2021 Highway and Bridge Construction Schedule

Construction contingency applied to construction cost in the year the project is awarded.

Three percent project growth factor compounded annually is applied to right-of-way and construction costs in program years 2, 3, 4, and 5.

No inflation is applied to the Funding From Other Sources (FFOS) or Payments.

Engineering includes PE costs, CE costs and R/W incidentals.

Construction contingency applied to construction cost in the year the project is awarded. Three percent project growth factor compounded annually is applied to right-of-way and construction costs in program years 2, 3, 4, and 5. No inflation is applied to the Funding From Other Sources (FFOS) or Payments. Engineering includes PE costs, CE costs and R/W incidentals.							STATE FISCAL YEAR PROJECT BUDGETING					
							Prior Prog.	7/2016- 6/2017	7/2017- 6/2018	7/2018- 6/2019	7/2019- 6/2020	7/2020- 6/2021
County: Ralls Route: US 61 Job No.: 3P2206 Length: 7.89 MPO: N Fund Cat: Taking Care Of System Sec Cat: Thin Lift Overlay TIP #:	Pavement and intersection improvements from Warren Barrett Drive in Hannibal to 0.5 mile south of Rte. 19 near New London. \$565,000 Open Container funds.						Engineering: 89	334	0	0	0	0
							R/W: 0	1	0	0	0	0
							Construction: 0	5,085	0	0	0	0
						Fed: 4,337 State: 1,083 Local: 0	FFOS: 0	565	0	0	0	0
						Anticipated Fed Cat: NHPP <div>Federal Oversight</div>	Payments: 0	0	0	0	0	0
						Future Cost: 0 Estimate Total: 5,509						
County: Ralls Route: MO 79 Job No.: 2P3118 Length: 0.02 MPO: N Fund Cat: Taking Care Of System Sec Cat: Rehab And Reconst TIP #:	Bridge deck improvements over Quarry Road 3.5 miles south of Rte. T near Hannibal. Project involves bridge A1248.						Engineering: 5	27	0	0	0	
							R/W: 0	0	0	0	0	0
						Fed: 151 State: 37 Local: 0	Construction: 0	161	0	0	0	0
						Anticipated Fed Cat: NHPP	FFOS: 0	0	0	0	0	0
						Future Cost: 0 Estimate Total: 193	Payments: 0	0	0	0	0	0
County: Ralls Route: MO 79 Job No.: 2P3119 Length: 0.02 MPO: N Fund Cat: Taking Care Of System Sec Cat: Rehab And Reconst TIP #:	Bridge deck improvements over Malaruni Creek just south of Rtes. E and N intersection near Hannibal. Project involves bridge A0902.						Engineering: 5	40	0	0	0	
							R/W: 0	0	0	0	0	0
						Fed: 268 State: 67 Local: 0	Construction: 0	295	0	0	0	0
						Anticipated Fed Cat: NHPP	FFOS: 0	0	0	0	0	0
						Future Cost: 0 Estimate Total: 340	Payments: 0	0	0	0	0	0
County: Ralls Route: RT H Job No.: 2S3046 Length: 0.15 MPO: N Fund Cat: Taking Care Of System Sec Cat: Rehab And Reconst TIP #:	Bridge improvements over Salt River 1.2 miles north of Rte. A near Center. Project involves bridge R0434.						Engineering: 4	10	10	15	220	
							R/W: 0	0	0	0	0	0
						Fed: 1,400 State: 350 Local: 0	Construction: 0	0	0	0	1,495	0
						Anticipated Fed Cat: NHPP	FFOS: 0	0	0	0	0	0
						Future Cost: 0 Estimate Total: 1,754	Payments: 0	0	0	0	0	0
County: Ralls Route: RT P Job No.: 2S3115 Length: 0.06 MPO: N Fund Cat: Taking Care Of System Sec Cat: Rehab And Reconst TIP #:	Replace bridge over Hippo Creek 2.2 miles south of Rte. 19 near Center. Project involves bridge T0212.						Engineering: 25	155	0	0	0	
							R/W: 0	10	0	0	0	0
						Fed: 717 State: 179 Local: 0	Construction: 0	731	0	0	0	0
						Anticipated Fed Cat: NHPP	FFOS: 0	0	0	0	0	0
						Future Cost: 0 Estimate Total: 921	Payments: 0	0	0	0	0	0

* Subject to the approval of the Transportation Improvement Plan by the governing Metropolitan Planning Organization.



2017-2021 Highway and Bridge Construction Schedule

Transportation Planning

P.O. Box 270
Jefferson City, MO 65102

Construction contingency applied to construction cost in the year the project is awarded.

Three percent project growth factor compounded annually is applied to right-of-way and construction costs in program years 2, 3, 4, and 5.

No inflation is applied to the Funding From Other Sources (FFOS) or Payments.

Engineering includes PE costs, CE costs and R/W incidentals.

						STATE FISCAL YEAR PROJECT BUDGETING					
						Prior Prog.	7/2016- 6/2017	7/2017- 6/2018	7/2018- 6/2019	7/2019- 6/2020	7/2020- 6/2021
County:	Randolph	Pavement and shoulder improvements from the Chariton County line to 1.5 miles west of Rte. C near Huntsville. \$225,000 Open Container funds.				Engineering:	18	125	0	0	0
Route:	US 24					R/W:	0	0	0	0	0
Job No.:	2P3051					Construction:	0	1,797	0	0	0
Length:	7.64	MPO:	N			FFOS:	0	225	0	0	0
Fund Cat:	Taking Care Of System	Fed:	1,538	State:	384	Local:	0				
Sec Cat:	Thin Lift Overlay	Awd Date:	Summer 16	Anticipated Fed Cat:	NHPP	Payments:	0	0	0	0	0
TIP #:		Future Cost:	0	Estimate Total:	1,940						
County:	Randolph	Bridge improvements on southbound lanes over Norfolk Southern Railway 2.6 miles north of Rte. B near Clark. Project involves bridge A0197.				Engineering:	15	131	0	0	0
Route:	US 63					R/W:	0	0	0	0	0
Job No.:	2P3058C					Construction:	0	877	0	0	0
Length:	0.04	MPO:	N			FFOS:	0	0	0	0	0
Fund Cat:	Taking Care Of System	Fed:	807	State:	201	Local:	0				
Sec Cat:	Rehab And Reconst	Awd Date:	Spring 17	Anticipated Fed Cat:	NHPP	Payments:	0	0	0	0	0
TIP #:		Future Cost:	0	Estimate Total:	1,023						
County:	Randolph	Pavement improvements on the northbound lanes from 0.4 mile north of Rte. EE in Moberly to 0.6 mile south of Rte. 22 in Boone County.				Engineering:	0	5	150	0	0
Route:	US 63					R/W:	0	0	0	0	0
Job No.:	2P3136					Construction:	0	0	2,107	0	0
Length:	14.27	MPO:	N			FFOS:	0	0	0	0	0
Fund Cat:	Taking Care Of System	AC-State:	1,810	State:	452	Local:	0				
Sec Cat:	Preventive Maint	Awd Date:	2018	Anticipated Fed Cat:	NHPP	Payments:	0	0	0	0	0
TIP #:		Future Cost:	0	Estimate Total:	2,262						
County:	Randolph	Bridge improvements over Walnut Creek 1.9 miles west of Rte. Z near Cairo. Project involves bridge N0225.				Engineering:	4	20	65	0	0
Route:	RT DD					R/W:	0	0	0	0	0
Job No.:	2S3044					Construction:	0	0	331	0	0
Length:	0.06	MPO:	N			FFOS:	0	0	0	0	0
Fund Cat:	Taking Care Of System	Fed:	333	State:	83	Local:	0				
Sec Cat:	Rehab And Reconst	Awd Date:	2018	Anticipated Fed Cat:	S.T.P.	Payments:	0	0	0	0	0
TIP #:		Future Cost:	0	Estimate Total:	420						
County:	Randolph	Bridge improvements over Coon Creek 2.3 miles east of Rte. 63 near Moberly. Project involves bridge N0226.				Engineering:	4	20	64	0	0
Route:	RT EE					R/W:	0	0	0	0	0
Job No.:	2S3048					Construction:	0	0	323	0	0
Length:	0.06	MPO:	N			FFOS:	0	0	0	0	0
Fund Cat:	Taking Care Of System	Fed:	326	State:	81	Local:	0				
Sec Cat:	Rehab And Reconst	Awd Date:	2018	Anticipated Fed Cat:	NHPP	Payments:	0	0	0	0	0
TIP #:		Future Cost:	0	Estimate Total:	411						

* Subject to the approval of the Transportation Improvement Plan by the governing Metropolitan Planning Organization.

Jun-14-2016

Section 4 - 15

District Northeast

Dollars in Thousands



2017-2021 Highway and Bridge Construction Schedule

Transportation Planning

P.O. Box 270
Jefferson City, MO 65102

Construction contingency applied to construction cost in the year the project is awarded.

Three percent project growth factor compounded annually is applied to right-of-way and construction costs in program years 2, 3, 4, and 5.

No inflation is applied to the Funding From Other Sources (FFOS) or Payments.

Engineering includes PE costs, CE costs and R/W incidentals.

Construction contingency applied to construction cost in the year the project is awarded. Three percent project growth factor compounded annually is applied to right-of-way and construction costs in program years 2, 3, 4, and 5. No inflation is applied to the Funding From Other Sources (FFOS) or Payments. Engineering includes PE costs, CE costs and R/W incidentals.							STATE FISCAL YEAR PROJECT BUDGETING						
							Prior Prog.	7/2016- 6/2017	7/2017- 6/2018	7/2018- 6/2019	7/2019- 6/2020	7/2020- 6/2021	
County: Schuyler	Bridge improvements over North Fork Middle Fabius River 1.6 miles north of Rte. 136 near Lancaster. Project involves bridge L0136.						Engineering:	18	20	28	166	0	0
Route: US 63							R/W:	0	0	7	0	0	0
Job No.: 2P2194							Construction:	0	0	0	951	0	0
Length: 0.20	MPO: N						FFOS:	0	0	0	0	0	0
Fund Cat: Taking Care Of System						Fed: 938	State: 234	Local: 0	Payments:	0	0	0	0
Sec Cat: Rehab And Reconst	Awd Date: 2019	Anticipated Fed Cat: NHPP											
TIP #:	Future Cost: 0					Estimate Total: 1,190							
County: Scotland	Replace bridge over North Wyaconda River 3.2 miles north of Rte. 136 near Arbela. Project involves bridge Y0029.						Engineering:	222	51	0	0	0	0
Route: RT H							R/W:	2	0	0	0	0	0
Job No.: 2S3111							Construction:	0	665	0	0	0	0
Length: 0.08	MPO: N						FFOS:	0	0	0	0	0	0
Fund Cat: Taking Care Of System						Fed: 573	State: 143	Local: 0	Payments:	0	0	0	0
Sec Cat: Rehab And Reconst	Awd Date: Summer 16	Anticipated Fed Cat: NHPP											
TIP #:	Future Cost: 0					Estimate Total: 940							
County: Scotland	Bridge improvements over Indian Creek 1.1 miles south of Rte. MM near Rutledge. Project involves bridge N0345.						Engineering:	0	15	15	97	0	0
Route: RT M							R/W:	0	0	0	0	0	0
Job No.: 2S3139							Construction:	0	0	0	550	0	0
Length: 0.06	MPO: N						FFOS:	0	0	0	0	0	0
Fund Cat: Taking Care Of System						Fed: 542	State: 135	Local: 0	Payments:	0	0	0	0
Sec Cat: Rehab And Reconst	Awd Date: 2019	Anticipated Fed Cat: NHPP											
TIP #:	Future Cost: 0					Estimate Total: 677							
County: Shelby	Bridge improvements over Perry Creek 1.1 miles east of Rte. B near Leonard. Project involves bridge T0601.						Engineering:	0	29	112	0	0	0
Route: MO 151							R/W:	0	2	0	0	0	0
Job No.: 2P3059B							Construction:	0	0	576	0	0	0
Length: 0.06	MPO: N						FFOS:	0	0	0	0	0	0
Fund Cat: Taking Care Of System						Fed: 575	State: 144	Local: 0	Payments:	0	0	0	0
Sec Cat: Rehab And Reconst	Awd Date: 2018	Anticipated Fed Cat: NHPP											
TIP #:	Future Cost: 0					Estimate Total: 719							
County: Shelby	Bridge improvements over Ten Mile Creek 1.1 miles north of Rte. MM near Clarence. Project involves bridge S0427.						Engineering:	10	41	109	0	0	0
Route: MO 151							R/W:	0	2	0	0	0	0
Job No.: 2S3123							Construction:	0	0	658	0	0	0
Length: 0.08	MPO: N						FFOS:	0	0	0	0	0	0
Fund Cat: Taking Care Of System						Fed: 648	State: 162	Local: 0	Payments:	0	0	0	0
Sec Cat: Rehab And Reconst	Awd Date: 2018	Anticipated Fed Cat: NHPP											
TIP #:	Future Cost: 0					Estimate Total: 820							

* Subject to the approval of the Transportation Improvement Plan by the governing Metropolitan Planning Organization.

Jun-14-2016

Section 4 - 16

District Northeast

Dollars in Thousands



2017-2021 Highway and Bridge Construction Schedule

Construction contingency applied to construction cost in the year the project is awarded.

Three percent project growth factor compounded annually is applied to right-of-way and construction costs in program years 2, 3, 4, and 5.

No inflation is applied to the Funding From Other Sources (FFOS) or Payments.

Engineering includes PE costs, CE costs and R/W incidentals.

Construction contingency applied to construction cost in the year the project is awarded. Three percent project growth factor compounded annually is applied to right-of-way and construction costs in program years 2, 3, 4, and 5. No inflation is applied to the Funding From Other Sources (FFOS) or Payments. Engineering includes PE costs, CE costs and R/W incidentals.							STATE FISCAL YEAR PROJECT BUDGETING						
							Prior Prog.	7/2016-	7/2017-	7/2018-	7/2019-	7/2020-	
								6/2017	6/2018	6/2019	6/2020	6/2021	
County: Shelby	Bridge improvements over Black Creek 0.1 mile north of Rte. M near Leonard. Project involves bridge S0711.						Engineering:	0	15	15	108	0	0
Route: MO 151							R/W:	0	0	0	0	0	0
Job No.: 2S3142							Construction:	0	0	0	597	0	0
Length: 0.06	MPO: N						FFOS:	0	0	0	0	0	0
Fund Cat: Taking Care Of System	Fed: 588 State: 147 Local: 0						Payments:	0	0	0	0	0	0
Sec Cat: Rehab And Reconst	Awd Date: 2019 Anticipated Fed Cat: NHPP												
TIP #:	Future Cost: 0 Estimate Total: 735												
County: Various	Safety projects at various locations in the Northeast District. \$712,000 from Statewide Open Container funds.						Engineering:	0	0	0	0	0	0
Route: Various							R/W:	0	0	0	0	0	0
Job No.: 0P3018C							Construction:	0	0	733	0	0	0
Length: 0.00	MPO: N						FFOS:	0	0	712	0	0	0
Fund Cat: Safety	Fed: 660 State: 73 Local: 0						Payments:	0	0	0	0	0	0
Sec Cat: Safety	Awd Date: 2018 Anticipated Fed Cat: Safety												
TIP #:	Future Cost: 0 Estimate Total: 733												
County: Various	Safety projects at various locations in the Northeast District. \$732,000 from Statewide Open Container funds.						Engineering:	0	0	0	0	0	0
Route: Various							R/W:	0	0	0	0	0	0
Job No.: 0P3020C							Construction:	0	0	0	0	800	0
Length: 0.00	MPO: N						FFOS:	0	0	0	0	732	0
Fund Cat: Safety	Fed: 720 State: 80 Local: 0						Payments:	0	0	0	0	0	0
Sec Cat: Safety	Awd Date: 2020 Anticipated Fed Cat: Safety												
TIP #:	Future Cost: 0 Estimate Total: 800												
County: Various	Safety projects at various locations in the Northeast District. \$732,000 from Statewide Open Container funds.						Engineering:	0	0	0	0	0	0
Route: Various							R/W:	0	0	0	0	0	0
Job No.: 0P3021C							Construction:	0	0	0	0	0	824
Length: 0.00	MPO: N						FFOS:	0	0	0	0	0	732
Fund Cat: Safety	Fed: 742 State: 82 Local: 0						Payments:	0	0	0	0	0	0
Sec Cat: Safety	Awd Date: 2021 Anticipated Fed Cat: Safety												
TIP #:	Future Cost: 0 Estimate Total: 824												
County: Various	ADA Transition Plan improvements at various locations in the Northeast District. \$602,000 from Statewide Transportation Alternatives funds.						Engineering:	0	0	0	0	0	0
Route: Various							R/W:	0	0	0	0	0	0
Job No.: 0S3017C							Construction:	0	602	0	0	0	0
Length: 0.00	MPO: N						FFOS:	0	602	0	0	0	0
Fund Cat: Taking Care Of System	Fed: 482 State: 120 Local: 0						Payments:	0	0	0	0	0	0
Sec Cat: N- Ada Trans	Awd Date: 2017 Anticipated Fed Cat: S.T.P.												
TIP #:	Future Cost: 0 Estimate Total: 602												

* Subject to the approval of the Transportation Improvement Plan by the governing Metropolitan Planning Organization.



2017-2021 Highway and Bridge Construction Schedule

Transportation Planning

P.O. Box 270
Jefferson City, MO 65802

Construction contingency applied to construction cost in the year the project is awarded.

Three percent project growth factor compounded annually is applied to right-of-way and construction costs in program years 2, 3, 4, and 5.

No inflation is applied to the Funding From Other Sources (FFOS) or Payments.

Engineering includes PE costs, CE costs and R/W incidentals.

						STATE FISCAL YEAR PROJECT BUDGETING					
						Prior Prog.	7/2016- 6/2017	7/2017- 6/2018	7/2018- 6/2019	7/2019- 6/2020	7/2020- 6/2021
County: Various	ADA Transition Plan improvements at various locations in the Northeast District.					Engineering:	0	0	0	0	0
Route: Various	\$743,000 from Statewide Transportation Alternatives funds.					R/W:	0	0	0	0	0
Job No.: 0S3018C						Construction:	0	0	765	0	0
Length: 0.00	MPO: N					FFOS:	0	0	743	0	0
Fund Cat: Taking Care Of System					Fed: 612 State: 153 Local: 0	Payments:	0	0	0	0	0
Sec Cat: N- Ada Trans	Awd Date: 2018	Anticipated Fed Cat: S.T.P.									
TIP #:	Future Cost: 0				Estimate Total: 765						
County: Various	ADA Transition Plan improvements at various locations in the Northeast District.					Engineering:	0	0	0	0	0
Route: Various	\$759,000 from Statewide Transportation Alternatives funds.					R/W:	0	0	0	0	0
Job No.: 0S3019C						Construction:	0	0	0	805	0
Length: 0.00	MPO: N					FFOS:	0	0	0	759	0
Fund Cat: Taking Care Of System					Fed: 644 State: 161 Local: 0	Payments:	0	0	0	0	0
Sec Cat: N- Ada Trans	Awd Date: 2019	Anticipated Fed Cat: S.T.P.									
TIP #:	Future Cost: 0				Estimate Total: 805						
County: Various	ADA Transition Plan improvements at various locations in the Northeast District.					Engineering:	0	0	0	0	0
Route: Various	\$779,000 from Statewide Transportation Alternatives funds.					R/W:	0	0	0	0	0
Job No.: 0S3020C						Construction:	0	0	0	0	851
Length: 0.00	MPO: N					FFOS:	0	0	0	0	779
Fund Cat: Taking Care Of System					Fed: 681 State: 170 Local: 0	Payments:	0	0	0	0	0
Sec Cat: N- Ada Trans	Awd Date: 2020	Anticipated Fed Cat: S.T.P.									
TIP #:	Future Cost: 0				Estimate Total: 851						
County: Various	ADA Transition Plan improvements at various locations in the Northeast District.					Engineering:	0	0	0	0	0
Route: Various	\$779,000 from Statewide Transportation Alternatives funds.					R/W:	0	0	0	0	0
Job No.: 0S3021C						Construction:	0	0	0	0	877
Length: 0.00	MPO: N					FFOS:	0	0	0	0	779
Fund Cat: Taking Care Of System					Fed: 702 State: 175 Local: 0	Payments:	0	0	0	0	0
Sec Cat: N- Ada Trans	Awd Date: 2021	Anticipated Fed Cat: S.T.P.									
TIP #:	Future Cost: 0				Estimate Total: 877						
County: Various	Bridge improvements at various primary locations in the Northeast District.					Engineering:	5	60	118	0	0
Route: Various						R/W:	0	0	0	0	0
Job No.: 2P3059						Construction:	0	0	767	0	0
Length: 0.60	MPO: N					FFOS:	0	0	0	0	0
Fund Cat: Flexible & Other					Fed: 757 State: 188 Local: 0	Payments:	0	0	0	0	0
Sec Cat: Rehab And Reconst	Awd Date: 2018	Anticipated Fed Cat: NHPP									
TIP #:	Future Cost: 0				Estimate Total: 950						

* Subject to the approval of the Transportation Improvement Plan by the governing Metropolitan Planning Organization.

Jun-14-2016

Section 4 - 18

District Northeast

Dollars in Thousands



2017-2021 Highway and Bridge Construction Schedule

Construction contingency applied to construction cost in the year the project is awarded.

Three percent project growth factor compounded annually is applied to right-of-way and construction costs in program years 2, 3, 4, and 5.

No inflation is applied to the Funding From Other Sources (FFOS) or Payments.

Engineering includes PE costs, CE costs and R/W incidentals.

Construction contingency applied to construction cost in the year the project is awarded. Three percent project growth factor compounded annually is applied to right-of-way and construction costs in program years 2, 3, 4, and 5. No inflation is applied to the Funding From Other Sources (FFOS) or Payments. Engineering includes PE costs, CE costs and R/W incidentals.										STATE FISCAL YEAR PROJECT BUDGETING					
										Prior Prog.	7/2016- 6/2017	7/2017- 6/2018	7/2018- 6/2019	7/2019- 6/2020	7/2020- 6/2021
County: Various	Pedestrian improvements and ADA Transition Plan improvements along various routes in the Northeast District.				Engineering:	3	1	42	0	0	0				
Route: Various					R/W:	0	0	0	0	0	0				
Job No.: 2P3061					Construction:	0	0	263	0	0	0				
Length: 0.00	MPO: N					FFOS:	0	0	0	0	0				
Fund Cat: Taking Care Of System	AC-State: 244 State: 62 Local: 0				Payments:	0	0	0	0	0	0				
Sec Cat: N- Ada Trans	Awd Date: 2018	Anticipated Fed Cat: S.T.P.													
TIP #:	Future Cost: 0 Estimate Total: 309														
County: Various	Job Order Contracting for guardrail repair at various locations in the Northeast District.				Engineering:	2	11	0	0	0	0				
Route: Various					R/W:	0	0	0	0	0	0				
Job No.: 2P3093					Construction:	0	135	0	0	0	0				
Length: 0.00	MPO: N					FFOS:	0	0	0	0	0				
Fund Cat: Taking Care Of System	AC-State: 117 State: 29 Local: 0				Payments:	0	0	0	0	0	0				
Sec Cat: Routine Maintenance	Awd Date: Spring 17	Anticipated Fed Cat: S.T.P.													
TIP #:	Future Cost: 0 Estimate Total: 148														
County: Warren	Bridge improvements over Lost Creek 3.2 miles east of Rte. B near McKittrick. Project involves bridge X0214.				Engineering:	10	52	122	0	0	0				
Route: MO 94					R/W:	0	2	0	0	0	0				
Job No.: 2S3124					Construction:	0	0	799	0	0	0				
Length: 0.11	MPO: N					FFOS:	0	0	0	0	0				
Fund Cat: Taking Care Of System	Fed: 780 State: 195 Local: 0				Payments:	0	0	0	0	0	0				
Sec Cat: Rehab And Reconst	Awd Date: 2018	Anticipated Fed Cat: NHPP													
TIP #:	Future Cost: 0 Estimate Total: 985														
County: Warren	Bridge improvements over Smith Creek 1.7 miles east of Rte. U near Pinckney. Project involves bridge T0038.				Engineering:	0	15	15	124	0	0				
Route: MO 94					R/W:	0	0	0	0	0	0				
Job No.: 2S3143					Construction:	0	0	0	668	0	0				
Length: 0.06	MPO: N					FFOS:	0	0	0	0	0				
Fund Cat: Taking Care Of System	Fed: 657 State: 165 Local: 0				Payments:	0	0	0	0	0	0				
Sec Cat: Rehab And Reconst	Awd Date: 2019	Anticipated Fed Cat: NHPP													
TIP #:	Future Cost: 0 Estimate Total: 822														

* Subject to the approval of the Transportation Improvement Plan by the governing Metropolitan Planning Organization.



2017-2021 Highway and Bridge Construction Schedule

Transportation Planning

P.O. Box 270
Jefferson City, MO 65102

Construction contingency applied to construction cost in the year the project is awarded.
Three percent project growth factor compounded annually is applied to right-of-way and construction costs in program years 2, 3, 4, and 5.
No inflation is applied to the Funding From Other Sources (FFOS) or Payments.
Engineering includes PE costs, CE costs and R/W incidentals.

STATE FISCAL YEAR PROJECT BUDGETING						
	Prior Prog.	7/2016- 6/2017	7/2017- 6/2018	7/2018- 6/2019	7/2019- 6/2020	7/2020- 6/2021
FFOS:	0	4,470	37,698	1,491	1,511	1,511
Total R/W:	3	4,080	17	0	0	0
Total Construction:	0	41,452	100,444	43,640	18,773	1,701
Paybacks:	0	0	0	0	0	0
Sub-Total:	3	45,532	100,461	43,640	18,773	1,701
Total Engineering:	3,511	5,821	5,855	4,196	1,528	0
Grand Total:	3,514	51,353	106,316	47,836	20,301	1,701

	2017	2018	2019	2020	2021
State	10,001	9,136	9,493	3,491	257
AC-State	5,459	20,213	0	0	0
Local	188	26,000	0	0	0
Sub-total State	15,648	55,349	9,493	3,491	257
Federal					
Sub-total Federal	35,705	50,967	38,343	16,810	1,444
Grand Total	51,353	106,316	47,836	20,301	1,701

Project Count: 94

* Subject to the approval of the Transportation Improvement Plan by the governing Metropolitan Planning Organization.

Jun-14-2016

Section 4 - 1

District Northeast

Dollars in Thousands



MoDOT's Northeast District



PAYMENT PROJECTS



2017-2021 Highway and Bridge Construction Schedule

Transportation Planning

P.O. Box 270
Jefferson City, MO 65802

Construction contingency applied to construction cost in the year the project is awarded.

Three percent project growth factor compounded annually is applied to right-of-way and construction costs in program years 2, 3, 4, and 5.

No inflation is applied to the Funding From Other Sources (FFOS) or Payments.

Engineering includes PE costs, CE costs and R/W incidentals.

						STATE FISCAL YEAR PROJECT BUDGETING					
						Prior Prog.	7/2016- 6/2017	7/2017- 6/2018	7/2018- 6/2019	7/2019- 6/2020	7/2020- 6/2021
County: Various	On-call work zone enforcement at various locations in the Northeast District.					Engineering:	0	0	0	0	0
Route: Various						R/W:	0	0	0	0	0
Job No.: 2P3145						Construction:	0	0	0	0	0
Length: 0.00	MPO: N					FFOS:	0	0	0	0	0
Fund Cat: Safety					Fed: 9 State: 1 Local: 0	Payments:	0	10	0	0	0
Sec Cat: Safety	Awd Date: N/A	Anticipated Fed Cat: Safety									
TIP #:	Future Cost: 0				Estimate Total: 10						
County: Various	On-call work zone enforcement at various locations in the Northeast District.					Engineering:	0	0	0	0	0
Route: Various						R/W:	0	0	0	0	0
Job No.: 2P3158						Construction:	0	0	0	0	0
Length: 0.00	MPO: N					FFOS:	0	0	0	0	0
Fund Cat: Safety					Fed: 9 State: 1 Local: 0	Payments:	0	0	10	0	0
Sec Cat: Safety	Awd Date: N/A	Anticipated Fed Cat: Safety									
TIP #:	Future Cost: 0				Estimate Total: 10						
County: Various	Payback beginning in SFY 2008 for Safe and Sound bridges in the Northeast District.					Engineering:	0	0	0	0	0
Route: Various						R/W:	96	0	0	0	0
Job No.: 5B0800Q						Construction:	0	0	0	0	0
Length: 0.00	MPO: N					FFOS:	96	0	0	0	0
Fund Cat: Taking Care Of System					Fed: 0 State: 25,665 Local: 0	Payments:	25,928	5,133	5,133	5,133	5,133
Sec Cat: Rehab And Reconst	Awd Date: N/A	Anticipated Fed Cat: State									
TIP #:	Future Cost: 50,001 - 75,000				Estimate Total: 51,689						

* Subject to the approval of the Transportation Improvement Plan by the governing Metropolitan Planning Organization.

Jun-14-2016

Section 4 - 1

District Northeast

Dollars in Thousands



2017-2021 Highway and Bridge Construction Schedule

Transportation Planning

P.O. Box 270
Jefferson City, MO 65802

Construction contingency applied to construction cost in the year the project is awarded.
Three percent project growth factor compounded annually is applied to right-of-way and construction costs in program years 2, 3, 4, and 5.
No inflation is applied to the Funding From Other Sources (FFOS) or Payments.
Engineering includes PE costs, CE costs and R/W incidentals.

STATE FISCAL YEAR PROJECT BUDGETING						
	Prior Prog.	7/2016- 6/2017	7/2017- 6/2018	7/2018- 6/2019	7/2019- 6/2020	7/2020- 6/2021
FFOS:	96	0	0	0	0	0
Total R/W:	96	0	0	0	0	0
Total Construction:	0	0	0	0	0	0
Paybacks:	25,928	5,143	5,143	5,133	5,133	5,133
Sub-Total:	26,024	5,143	5,143	5,133	5,133	5,133
Total Engineering:	0	0	0	0	0	0
Grand Total:	26,024	5,143	5,143	5,133	5,133	5,133
		2017	2018	2019	2020	2021
State		5,134	5,134	5,133	5,133	5,133
AC-State		0	0	0	0	0
Local		0	0	0	0	0
Sub-total State		5,134	5,134	5,133	5,133	5,133
Federal						
Sub-total Federal		9	9	0	0	0
Grand Total		5,143	5,143	5,133	5,133	5,133

Project Count: 3

* Subject to the approval of the Transportation Improvement Plan by the governing Metropolitan Planning Organization.

Jun-14-2016

Section 4 - 1

District Northeast

Dollars in Thousands



2017-2021 Highway and Bridge Construction Schedule

Transportation Planning

P.O. Box 270
Jefferson City, MO 65802

Construction contingency applied to construction cost in the year the project is awarded.
Three percent project growth factor compounded annually is applied to right-of-way and construction costs in program years 2, 3, 4, and 5.

No inflation is applied to the Funding From Other Sources (FFOS) or Payments.

Engineering includes PE costs, CE costs and R/W incidentals.

Northeast

Total

STATE FISCAL YEAR PROJECT BUDGETING						
	Prior Prog.	7/2016- 6/2017	7/2017- 6/2018	7/2018- 6/2019	7/2019- 6/2020	7/2020- 6/2021
FFOS:	96	4,470	37,698	1,491	1,511	1,511
Total R/W:	99	4,080	17	0	0	0
Total Construction:	0	41,452	100,444	43,640	18,773	1,701
Paybacks:	25,928	5,143	5,143	5,133	5,133	5,133
Sub-Total:	26,027	50,675	105,604	48,773	23,906	6,834
Total Engineering:	3,511	5,821	5,855	4,196	1,528	0
Grand Total:	29,538	56,496	111,459	52,969	25,434	6,834
		2017	2018	2019	2020	2021
State		15,135	14,270	14,626	8,624	5,390
AC-State		5,459	20,213	0	0	0
Local		188	26,000	0	0	0
Sub-total State		20,782	60,483	14,626	8,624	5,390
Federal						
Sub-total Federal		35,714	50,976	38,343	16,810	1,444
Grand Total		56,496	111,459	52,969	25,434	6,834

Project Count: 97

* Subject to the approval of the Transportation Improvement Plan by the governing Metropolitan Planning Organization.

Jun-14-2016

Section 4 - 1

District Northeast

Dollars in Thousands

**District Program Summary
Northeast**

(Dollars in Millions)

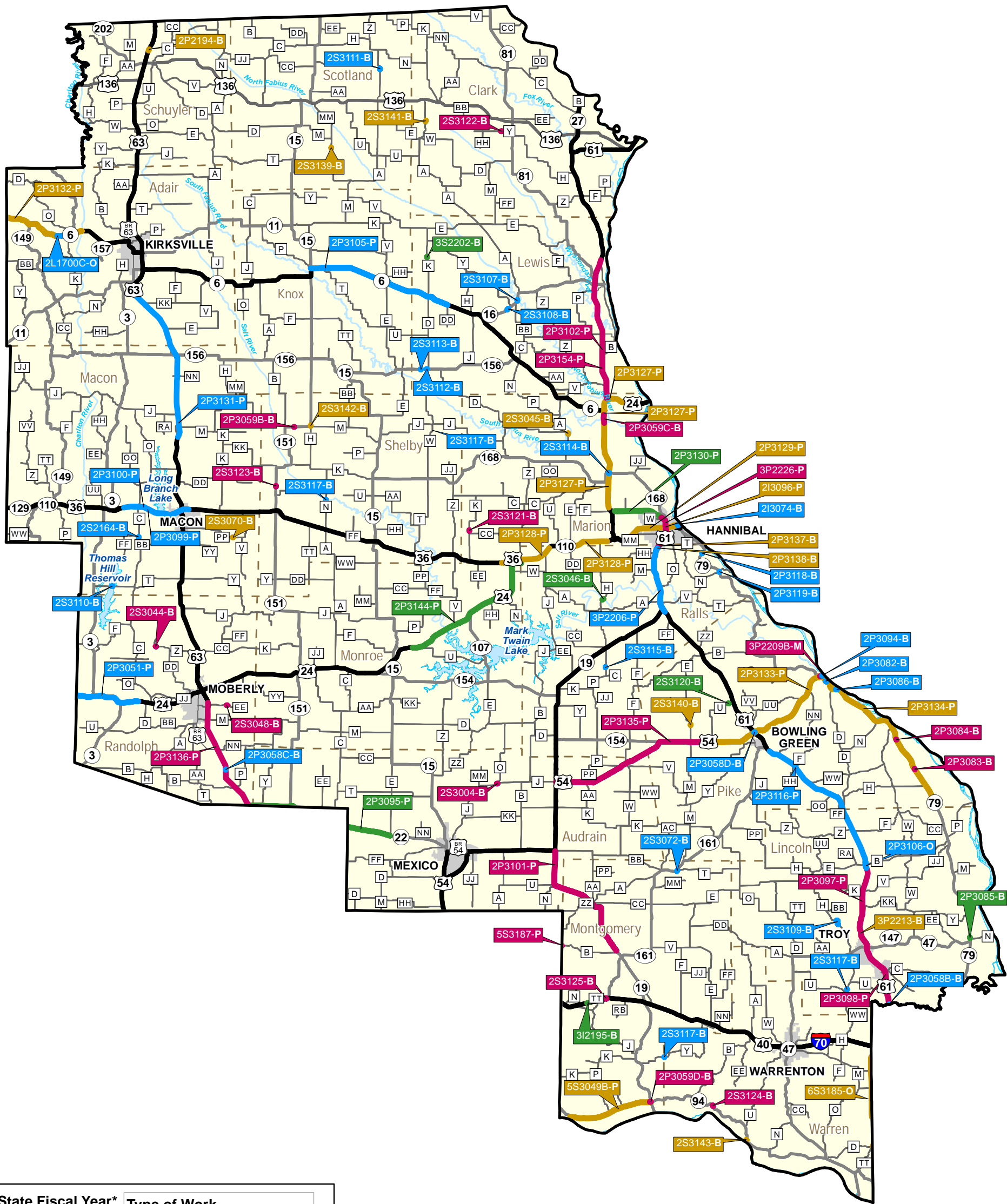
Amounts include construction and right of way, excludes engineering.

State Fiscal Year	2017	2018	2019	2020	2021
Statewide Interstate And Major Bridge - Available					
Statewide Interstate And Major Bridge - FFOS	0.000	0.000	0.000	0.000	0.000
Statewide Interstate And Major Bridge - Fund Transfers	1.550	0.000	9.270	2.701	0.000
Statewide Interstate And Major Bridge - Carryover	-0.012	0.000	0.000	0.000	0.000
Award and Completed Project Adjustments	0.000	0.000	0.000	0.000	0.000
Statewide Interstate And Major Bridge - Total Available	1.538	0.000	9.270	2.701	0.000
Statewide Interstate And Major Bridge - Programmed	1.550	0.000	11.956	4.611	0.000
Safety - Available	1.141	1.231	1.254	1.283	1.273
Safety - FFOS	1.107	0.712	0.000	0.732	0.732
Safety - Fund Transfers	0.000	0.000	0.000	0.000	0.000
Safety - Carryover	-1.893	0.000	0.000	0.000	0.000
Award and Completed Project Adjustments	0.000	0.000	-0.820	-0.050	0.000
Safety - Total Available	0.355	1.943	0.434	1.965	2.005
Safety - Programmed	1.117	0.743	0.000	0.800	0.824
Taking Care Of System - Available	17.816	19.446	19.215	19.654	19.504
Taking Care Of System - FFOS	2.677	36.986	1.491	0.779	0.779
Taking Care Of System - Fund Transfers	30.287	44.543	17.229	11.660	5.133
Taking Care Of System - Carryover	-5.847	0.000	0.000	0.000	0.000
Award and Completed Project Adjustments	-0.350	-0.990	-0.070	0.683	0.000
Taking Care Of System - Total Available	44.583	99.985	37.865	32.776	25.416
Taking Care Of System - Programmed	47.247	104.094	36.817	18.494	6.010
Flexible & Other - Available					
Flexible & Other - FFOS	0.686	0.000	0.000	0.000	0.000
Flexible & Other - Fund Transfers	-2.030	0.000	0.000	0.000	0.000
Flexible & Other - Carryover	5.420	0.000	0.000	0.000	0.000
Award and Completed Project Adjustments	0.000	-0.560	1.200	1.836	0.000
Flexible & Other - Total Available	4.076	-0.560	1.200	1.836	0.000
Flexible & Other - Programmed	0.761	0.767	0.000	0.000	0.000
Statewide Major Projects & Emerging Needs - Available					
Statewide Major Projects & Emerging Needs - FFOS	0.000	0.000	0.000	0.000	0.000
Statewide Major Projects & Emerging Needs - Fund Transfers	0.000	0.000	0.000	0.000	0.000
Statewide Major Projects & Emerging Needs - Carryover	2.170	0.000	0.000	0.000	0.000
Award and Completed Project Adjustments	0.000	0.000	0.000	0.000	0.000
Statewide Major Projects & Emerging Needs - Total Available	2.170	0.000	0.000	0.000	0.000
Statewide Major Projects & Emerging Needs - Programmed	0.000	0.000	0.000	0.000	0.000
Statewide Amendment 3 - Available					
Statewide Amendment 3 - FFOS	1.297	1.885	0.000	0.000	0.000
Statewide Amendment 3 - Fund Transfers	0.000	0.000	0.000	0.000	0.000
Statewide Amendment 3 - Carryover	-3.003	0.000	0.000	0.000	0.000
Award and Completed Project Adjustments	0.000	0.000	0.000	0.000	0.000
Statewide Amendment 3 - Total Available	-1.706	1.885	0.000	0.000	0.000
Statewide Amendment 3 - Programmed	0.000	0.000	0.000	0.000	0.000
Total Categorized Funding Available by SFY	51.016	103.253	48.769	39.278	27.421
Total Flexible Funds Available	0.124	0.545	0.982	11.421	15.884
Adjustments	-0.350	-1.550	0.310	2.469	0.000
Carryovers	-3.165				
Total Available by SFY	51.140	103.798	49.751	50.699	43.305
Total Programmed by SFY	50.675	105.604	48.773	23.905	6.834

Note: Three percent inflation compounded annually applied to program years 2018 - 2021

Two percent construction contingency applied to construction.

Statewide Transportation
Improvement Program
2017-2021
Northeast District
Highway and Bridge Construction Projects



State Fiscal Year*

2017

2018

2019

2020

2021

Type of Work

B = New/Improved Bridge

H = New/Expanded Highway

M = Major Bridge

O = Other/Safety

P = Pavement Treatment

Urban Areas

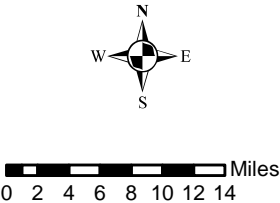
Missouri Major Roads

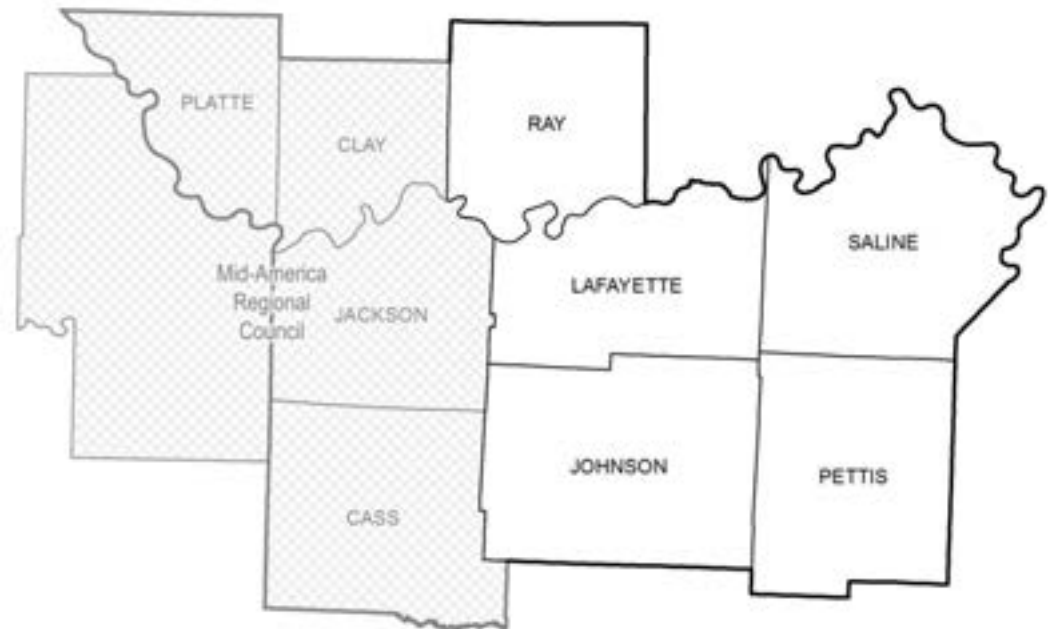
Label Key

Job No.-Type of Work

* July 1 - June 30

Note: Some projects overlap. The state fiscal year displayed in these instances will follow the order shown in the legend. Label tag color corresponds to respective state fiscal year.





MoDOT's Kansas City District

(Note: The following MoDOT projects are located outside the Kansas City Metropolitan Planning area boundary.)

PROJECT DESCRIPTION KEY

2017-2021 Highway and Bridge Construction Schedule

Construction contingency applied to construction cost in the year the project is awarded.

Three percent project growth factor compounded annually is applied to right-of-way and construction in program years 2, 3, 4, and 5.

No inflation is applied to the Funding From Other Sources (FFOS) or Payments.

Engineering includes PE costs, CE costs, and R/W incidentals.

						STATE FISCAL YEAR PROJECT BUDGETING					
						Prior Prog.	7/2016 6/2017	7/2017 6/2018	7/2018 6/2019	7/2019 6/2020	7/2020 6/2021
County:	XXXXXXXXXXXXXXXXXXXXXXXXXXXXXXXXXXXX	Engineering:	99	9	0	0	0	0	0	0	0
Route:	XXXXXXXXXXXXXXXXXXXXXXXXXXXXXXXXXXXX	R/W:	0	0	99	0	0	0	0	0	0
Job No.:		Construction:	0	0	0	999	0	0	0	0	0
Length:	MPO:										
Fund Cat:	Fed:			State:	Local:						
Sec Cat:	Award Date	Anticipated Fed Cat:		Federal Oversight							
TIP#	Future Cost:	Estimate Total:									
			0	0	0	99	0	0	99	0	0
			0	99	0	0	0	0	0	0	0

Anticipated Federal Funding Category^

Estimated cost range beyond 2021.

Date project is to be awarded to begin construction (Season and calendar year for 2016 & 2017. SFY only beyond 2017).

Metropolitan Planning Organization (Y/N).

Project description and location.

County location of project.

Route location of project.

Project number used to track project costs.

Total length in 1/100 miles.

Primary Funding Category.*

Secondary Funding Category.**

Transportation Improvement Plan

Projects with full oversight by the Federal Highway Administration.

Total project cost estimate.

Federal, Advanced CN-State, State and Local share of project costs.

Dollars programmed in previous STIPs.

Dollars funded from other sources.

Dollars for construction, utilities and

Dollars for right-of-way (land acquisition).

Dollars to be paid back for accelerating the project or payments to others.

Dollars for engineering that include preliminary engineering, construction engineering and right-of-way incidentals.

*Primary Funding Category:

Take Care of System
Statewide Interstate & Major Bridge
Safety
Statewide Safety
Flexible & Other
Amendment 3

**Secondary Funding Category:

Enhancements
Low Type Resurfacing
N - Ada Trans (ADA Transition Plan)
Preventive Maint (Preventive Maintenance)
Regional
Rehab And Reconst (Rehabilitation and Reconstruction)
Routine Maintenance
Safety
Systems Operations
Thin Lift Overlay
Urban Safety

^Anticipated Federal Funding Category:

CMAQ - Congestion Mitigation and Air Quality.

* Usually 80% Federal & 20% State funds.

Earmark - usually 80% Federal & 20% State funds.

NHFP - National Highway Freight Program.

* Usually 80% Federal & 20% State funds.

NHPP - National Highway Performance Program.

* Usually 80% Federal & 20% State funds.

* Sometimes 90% Federal & 10% State funds.

Safety - usually 90% Federal & 10% State funds.

State - No federal funds, state only funded.

STP - Surface Transportation Block Grant Program.

* Usually 80% Federal & 20% State funds.

(All Costs in Thousands)



2017-2021 Highway and Bridge Construction Schedule

Construction contingency applied to construction cost in the year the project is awarded.

Three percent project growth factor compounded annually is applied to right-of-way and construction costs in program years 2, 3, 4, and 5.

No inflation is applied to the Funding From Other Sources (FFOS) or Payments.

Engineering includes PE costs, CE costs and R/W incidentals.

						STATE FISCAL YEAR PROJECT BUDGETING					
						Prior Prog.	7/2016- 6/2017	7/2017- 6/2018	7/2018- 6/2019	7/2019- 6/2020	7/2020- 6/2021
County:	Johnson	Bridge improvements on Rte. 23 over Big Walnut Creek, Rte. 131 over Blackwater River and Pin Oak Creek, and Rte. OO over Walnut Creek. Project involves bridges A1983, A1788, A1789, and N0866.	Engineering:	29	262	0	0	0	0	0	0
Route:	MO 23		R/W:	0	1	0	0	0	0	0	0
Job No.:	3P3037D		Construction:	0	1,026	0	0	0	0	0	0
Length:	0.20	MPO: N	FFOS:	0	0	0	0	0	0	0	0
Fund Cat:	Taking Care Of System	Fed: 1,032 State: 257 Local: 0	Payments:	0	0	0	0	0	0	0	0
Sec Cat:	Rehab And Reconst	Awd Date: Fall 16 Anticipated Fed Cat: NHPP									
TIP #:		Future Cost: 0 Estimate Total: 1,318									
County:	Johnson	Pavement improvements from Warrensburg to Pettis County line (Rte. 13 to FF). \$4,000,000 District Operations Budget.	Engineering:	180	448	0	0	0	0	0	0
Route:	US 50		R/W:	0	0	0	0	0	0	0	0
Job No.:	3P3053		Construction:	0	5,379	0	0	0	0	0	0
Length:	11.32	MPO: N	FFOS:	0	4,000	0	0	0	0	0	0
Fund Cat:	Taking Care Of System	Fed: 4,661 State: 1,166 Local: 0	Payments:	0	0	0	0	0	0	0	0
Sec Cat:	Rehab And Reconst	Awd Date: Fall 16 Anticipated Fed Cat: NHPP									
TIP #:		Future Cost: 0 Estimate Total: 6,007									
County:	Johnson	Pavement improvements from County Road 1501 to east of Pride Avenue in Warrensburg.	Engineering:	0	2	2	96	639	0	0	0
Route:	US 50		R/W:	0	0	0	0	0	0	0	0
Job No.:	3P3064		Construction:	0	0	0	0	7,785	0	0	0
Length:	20.94	MPO: N	FFOS:	0	0	0	0	0	0	0	0
Fund Cat:	Flexible & Other	Fed: 6,820 State: 1,704 Local: 0	Payments:	0	0	0	0	0	0	0	0
Sec Cat:	Preventive Maint	Awd Date: 2020 Anticipated Fed Cat: NHPP									
TIP #:		Future Cost: 0 Estimate Total: 8,524									
County:	Johnson	Bridge improvements over Briar Creek 2 miles south of Rte. 50. Project involves bridge K0384.	Engineering:	21	186	0	0	0	0	0	0
Route:	MO 58		R/W:	0	5	0	0	0	0	0	0
Job No.:	4P1431		Construction:	0	755	0	0	0	0	0	0
Length:	0.07	MPO: N	FFOS:	0	0	0	0	0	0	0	0
Fund Cat:	Taking Care Of System	Fed: 757 State: 189 Local: 0	Payments:	0	0	0	0	0	0	0	0
Sec Cat:	Rehab And Reconst	Awd Date: Spring 17 Anticipated Fed Cat: NHPP									
TIP #:		Future Cost: 0 Estimate Total: 967									
County:	Johnson	Pavement improvements on Rte. AA from Rte. 50 to Rte. 58 and on Rte. VV from County Road 871 to Rte. 58.	Engineering:	0	564	0	0	0	0	0	0
Route:	RT AA		R/W:	0	0	0	0	0	0	0	0
Job No.:	3S3070		Construction:	0	2,739	0	0	0	0	0	0
Length:	13.69	MPO: N	FFOS:	0	0	0	0	0	0	0	0
Fund Cat:	Taking Care Of System	AC-State: 2,642 State: 661 Local: 0	Payments:	0	0	0	0	0	0	0	0
Sec Cat:	Low Type Resurfacing	Awd Date: Spring 17 Anticipated Fed Cat: S.T.P.									
TIP #:		Future Cost: 0 Estimate Total: 3,303									

* Subject to the approval of the Transportation Improvement Plan by the governing Metropolitan Planning Organization.



2017-2021 Highway and Bridge Construction Schedule

Construction contingency applied to construction cost in the year the project is awarded.

Three percent project growth factor compounded annually is applied to right-of-way and construction costs in program years 2, 3, 4, and 5.

No inflation is applied to the Funding From Other Sources (FFOS) or Payments.

Engineering includes PE costs, CE costs and R/W incidentals.

Construction contingency applied to construction cost in the year the project is awarded. Three percent project growth factor compounded annually is applied to right-of-way and construction costs in program years 2, 3, 4, and 5. No inflation is applied to the Funding From Other Sources (FFOS) or Payments. Engineering includes PE costs, CE costs and R/W incidentals.							STATE FISCAL YEAR PROJECT BUDGETING					
							Prior Prog.	7/2016- 6/2017	7/2017- 6/2018	7/2018- 6/2019	7/2019- 6/2020	7/2020- 6/2021
County: Johnson Route: RT DD Job No.: 3S3084 Length: 0.20 MPO: N Fund Cat: Taking Care Of System Sec Cat: Rehab And Reconst Awd Date: Fall 17 Anticipated Fed Cat: NHPP TIP #: Future Cost: 0 Estimate Total: 880	Bridge improvements over Bear Creek. Project involves bridge A0748.						Engineering: 0	211	67	0	0	0
							R/W: 0	10	0	0	0	0
							Construction: 0	0	592	0	0	0
							FFOS: 0	0	0	0	0	0
							Payments: 0	0	0	0	0	0
County: Johnson Route: RT DD Job No.: 4S3102Z Length: 3.58 MPO: N Fund Cat: Flexible & Other Sec Cat: Enhancements Awd Date: N/A Anticipated Fed Cat: S.T.P. TIP #: Future Cost: 0 Estimate Total: 705	Payment to Johnson County for construction of a shared use pedestrian facility along Rte. DD from Pembroke Drive to SE 591 Road. \$285,563 Cost Share and \$311,121 District Transportation Enhancement funds. To be let by Johnson County as STP-6300 (406).						Engineering: 4	7	0	0	0	
							R/W: 0	0	0	0	0	0
							Construction: 0	694	0	0	0	0
							FFOS: 0	597	0	0	0	0
							Payments: 0	0	0	0	0	0
County: Johnson Route: RT OO Job No.: 3S3071 Length: 19.52 MPO: N Fund Cat: Taking Care Of System Sec Cat: Low Type Resurfacing Awd Date: 2018 Anticipated Fed Cat: S.T.P. TIP #: Future Cost: 0 Estimate Total: 1,901	Pavement improvements on Rte. OO from Rte. M to Rte. 13 and on Rte. M from Rte. OO to Rte. 50.						Engineering: 0	20	180	0	0	
							R/W: 0	0	0	0	0	0
							Construction: 0	0	1,701	0	0	0
							FFOS: 0	0	0	0	0	0
							Payments: 0	0	0	0	0	0
County: Lafayette Route: MO 131 Job No.: 3S3052 Length: 0.20 MPO: N Fund Cat: Taking Care Of System Sec Cat: Rehab And Reconst Awd Date: Spring 17 Anticipated Fed Cat: S.T.P. TIP #: Future Cost: 0 Estimate Total: 782	Bridge improvements over Sni-A-Bar Creek. Project involves bridge A0917.						Engineering: 23	69	0	0	0	
							R/W: 0	0	0	0	0	0
							Construction: 0	690	0	0	0	0
							FFOS: 0	0	0	0	0	0
							Payments: 0	0	0	0	0	0
County: Lafayette Route: MO 224 Job No.: 3S3054 Length: 0.69 MPO: N Fund Cat: Taking Care Of System Sec Cat: Systems Operations Awd Date: Summer 16 Anticipated Fed Cat: S.T.P. TIP #: Future Cost: 0 Estimate Total: 558	Repair slide from Broadway to Highland Avenue in Lexington.						Engineering: 60	78	0	0	0	
							R/W: 10	0	0	0	0	0
							Construction: 0	410	0	0	0	0
							FFOS: 0	0	0	0	0	0
							Payments: 0	0	0	0	0	0

* Subject to the approval of the Transportation Improvement Plan by the governing Metropolitan Planning Organization.



2017-2021 Highway and Bridge Construction Schedule

Transportation Planning

P.O. Box 270
Jefferson City, MO 65802

Construction contingency applied to construction cost in the year the project is awarded.

Three percent project growth factor compounded annually is applied to right-of-way and construction costs in program years 2, 3, 4, and 5.

No inflation is applied to the Funding From Other Sources (FFOS) or Payments.

Engineering includes PE costs, CE costs and R/W incidentals.

						STATE FISCAL YEAR PROJECT BUDGETING					
						Prior Prog.	7/2016- 6/2017	7/2017- 6/2018	7/2018- 6/2019	7/2019- 6/2020	7/2020- 6/2021
County: Lafayette	Intersection improvements at Rte. 131 south of Wellington. \$453,000 Open Container funds.					Engineering:	0	32	87	0	0
Route: US 24						R/W:	0	4	0	0	0
Job No.: 3P3057						Construction:	0	0	758	0	0
Length: 0.40	MPO: N					FFOS:	0	0	453	0	0
Fund Cat: Safety		Fed: 793	State: 88	Local: 0		Payments:	0	0	0	0	0
Sec Cat: Safety	Awd Date: 2018	Anticipated Fed Cat: Safety									
TIP #:	Future Cost: 0	Estimate Total: 881									
County: Lafayette	Job Order Contracting for asphalt pavement repair in Lafayette and Saline Counties.					Engineering:	0	18	0	0	0
Route: IS 70						R/W:	0	0	0	0	0
Job No.: 0I3003H						Construction:	0	250	0	0	0
Length: 57.53	MPO: N					FFOS:	0	0	0	0	0
Fund Cat: Statewide Interstate And Major Bridge		AC-State: 241	State: 27	Local: 0		Payments:	0	0	0	0	0
Sec Cat: Preventive Maint	Awd Date: Spring 17	Anticipated Fed Cat: NHPP									
TIP #:	Future Cost: 0	Estimate Total: 268									
County: Lafayette	Bridge improvements at Rte. E. Project involves bridge A0077.					Engineering:	25	270	716	0	0
Route: IS 70						R/W:	0	0	21	0	0
Job No.: 3I3010						Construction:	0	0	3,785	0	0
Length: 0.02	MPO: N					FFOS:	0	0	0	0	0
Fund Cat: Taking Care Of System		Fed: 4,312	State: 480	Local: 0		Payments:	0	0	0	0	0
Sec Cat: Rehab And Reconst	Awd Date: 2018	Anticipated Fed Cat: NHPP									
TIP #:	Future Cost: 0	Estimate Total: 4,817									
County: Lafayette	Pavement improvements from east of the Jackson County line to east of Johnson Drive near Odessa. \$321,000 Open Container funds.					Engineering:	2	452	0	0	0
Route: IS 70						R/W:	0	0	0	0	0
Job No.: 3I3042						Construction:	0	4,879	0	0	0
Length: 9.39	MPO: N					FFOS:	0	321	0	0	0
Fund Cat: Statewide Interstate And Major Bridge		AC-State: 4,797	State: 534	Local: 0		Payments:	0	0	0	0	0
Sec Cat: Preventive Maint	Awd Date: Fall 16	Anticipated Fed Cat: NHPP									
TIP #:	Future Cost: 0	Estimate Total: 5,333									
County: Lafayette	Pavement improvements from Johnson Drive in Odessa to Rte. 13 in Higginsville.					Engineering:	5	5	65	368	0
Route: IS 70						R/W:	0	0	0	0	0
Job No.: 3I3047						Construction:	0	0	0	4,524	0
Length: 11.14	MPO: N					FFOS:	0	0	0	0	0
Fund Cat: Taking Care Of System		Fed: 3,969	State: 993	Local: 0		Payments:	0	0	0	0	0
Sec Cat: Preventive Maint	Awd Date: 2019	Anticipated Fed Cat: NHPP									
TIP #:	Future Cost: 0	Estimate Total: 4,967									

* Subject to the approval of the Transportation Improvement Plan by the governing Metropolitan Planning Organization.

Jun-13-2016

Section 4 - 3

District Kansas City

Dollars in Thousands



2017-2021 Highway and Bridge Construction Schedule

Transportation Planning

P.O. Box 270
Jefferson City, MO 65102

Construction contingency applied to construction cost in the year the project is awarded.

Three percent project growth factor compounded annually is applied to right-of-way and construction costs in program years 2, 3, 4, and 5.

No inflation is applied to the Funding From Other Sources (FFOS) or Payments.

Engineering includes PE costs, CE costs and R/W incidentals.

Construction contingency applied to construction cost in the year the project is awarded. Three percent project growth factor compounded annually is applied to right-of-way and construction costs in program years 2, 3, 4, and 5. No inflation is applied to the Funding From Other Sources (FFOS) or Payments. Engineering includes PE costs, CE costs and R/W incidentals.							STATE FISCAL YEAR PROJECT BUDGETING						
							Prior Prog.	7/2016- 6/2017	7/2017- 6/2018	7/2018- 6/2019	7/2019- 6/2020	7/2020- 6/2021	
County: Lafayette	Bridge improvements over I-70. Project involves bridge A0075.						Engineering:	0	20	52	0	0	0
Route: RT WW							R/W:	0	0	0	0	0	0
Job No.: 3S3058							Construction:	0	0	568	0	0	0
Length: 0.04	MPO: N					FFOS:	0	0	0	0	0	0	
Fund Cat: Taking Care Of System			Fed: 511	State: 129	Local: 0	Payments:	0	0	0	0	0	0	
Sec Cat: Rehab And Reconst	Awd Date: 2018	Anticipated Fed Cat: S.T.P.											
TIP #:	Future Cost: 0		Estimate Total: 640										
County: Pettis	Signal improvements from Winchester Road to Engineer Avenue in Sedalia. \$100,000						Engineering:	10	13	0	0	0	0
Route: US 50	Open Container funds.						R/W:	0	0	0	0	0	0
Job No.: 3P3056							Construction:	0	100	0	0	0	0
Length: 0.00	MPO: N					FFOS:	0	100	0	0	0	0	
Fund Cat: Taking Care Of System			AC-State: 91	State: 22	Local: 0	Payments:	0	0	0	0	0	0	
Sec Cat: Systems Operations	Awd Date: Summer 16	Anticipated Fed Cat: NHPP											
TIP #:	Future Cost: 0		Estimate Total: 123										
County: Pettis	Pavement improvements from Rte. FF/Johnson County line to Rte. MM. \$2,750,000						Engineering:	0	429	0	0	0	0
Route: US 50	District Operations Budget.						R/W:	0	0	0	0	0	0
Job No.: 3P3059							Construction:	0	4,887	0	0	0	0
Length: 0.00	MPO: N					FFOS:	0	2,750	0	0	0	0	
Fund Cat: Taking Care Of System			AC-State: 4,253	State: 1,063	Local: 0	Payments:	0	0	0	0	0	0	
Sec Cat: Preventive Maint	Awd Date: Fall 16	Anticipated Fed Cat: NHPP											
TIP #:	Future Cost: 0		Estimate Total: 5,316										
County: Pettis	Bridge improvements over Muddy Creek. Project involves bridge A0809.						Engineering:	37	116	0	0	0	0
Route: US 65							R/W:	0	0	0	0	0	0
Job No.: 3P3030							Construction:	0	891	0	0	0	0
Length: 0.09	MPO: N					FFOS:	0	0	0	0	0	0	
Fund Cat: Taking Care Of System			Fed: 806	State: 201	Local: 0	Payments:	0	0	0	0	0	0	
Sec Cat: Rehab And Reconst	Awd Date: Spring 17	Anticipated Fed Cat: NHPP											
TIP #:	Future Cost: 0		Estimate Total: 1,044										
County: Pettis	Pavement improvements from Rte. B to the Benton County line.						Engineering:	0	7	21	386	0	0
Route: US 65							R/W:	0	0	0	0	0	0
Job No.: 3P3062							Construction:	0	0	0	5,652	0	0
Length: 10.45	MPO: N					FFOS:	0	0	0	0	0	0	
Fund Cat: Flexible & Other			Fed: 4,854	State: 1,212	Local: 0	Payments:	0	0	0	0	0	0	
Sec Cat: Preventive Maint	Awd Date: 2019	Anticipated Fed Cat: NHPP											
TIP #:	Future Cost: 0		Estimate Total: 6,066										

* Subject to the approval of the Transportation Improvement Plan by the governing Metropolitan Planning Organization.

Jun-13-2016

Section 4 - 4

District Kansas City

Dollars in Thousands



2017-2021 Highway and Bridge Construction Schedule

Construction contingency applied to construction cost in the year the project is awarded.

Three percent project growth factor compounded annually is applied to right-of-way and construction costs in program years 2, 3, 4, and 5.

No inflation is applied to the Funding From Other Sources (FFOS) or Payments.

Engineering includes PE costs, CE costs and R/W incidentals.

Construction contingency applied to construction cost in the year the project is awarded. Three percent project growth factor compounded annually is applied to right-of-way and construction costs in program years 2, 3, 4, and 5. No inflation is applied to the Funding From Other Sources (FFOS) or Payments. Engineering includes PE costs, CE costs and R/W incidentals.										STATE FISCAL YEAR PROJECT BUDGETING					
										Prior Prog.	7/2016-	7/2017-	7/2018-	7/2019-	7/2020-
											6/2017	6/2018	6/2019	6/2020	6/2021
County: Pettis Route: RT EE Job No.: 3S3060 Length: 0.07 MPO: N Fund Cat: Taking Care Of System Sec Cat: Rehab And Reconst Awd Date: 2018 Anticipated Fed Cat: S.T.P. TIP #: Future Cost: 0 Estimate Total: 712	Engineering: R/W: Construction: FFOS: Payments:	0 0 0 0 0 0	20 0 0 0 0 0	60 0 632 0 0 0	0 0 0 0 0 0	0 0 0 0 0 0									
County: Pettis Route: RT M Job No.: 3S3050 Length: 0.12 MPO: N Fund Cat: Taking Care Of System Sec Cat: Rehab And Reconst Awd Date: Spring 17 Anticipated Fed Cat: S.T.P. TIP #: Future Cost: 0 Estimate Total: 1,238	Engineering: R/W: Construction: FFOS: Payments:	84 0 0 0 0 0	230 10 914 0 0 0	0 0 0 0 0 0	0 0 0 0 0 0	0 0 0 0 0 0									
County: Pettis Route: RT M Job No.: 3S3051 Length: 0.19 MPO: N Fund Cat: Taking Care Of System Sec Cat: Rehab And Reconst Awd Date: Spring 17 Anticipated Fed Cat: S.T.P. TIP #: Future Cost: 0 Estimate Total: 610	Engineering: R/W: Construction: FFOS: Payments:	20 0 0 0 0 0	56 0 534 0 0 0	0 0 0 0 0 0	0 0 0 0 0 0	0 0 0 0 0 0									
County: Ray Route: RT T Job No.: 3S3055 Length: 0.25 MPO: N Fund Cat: Taking Care Of System Sec Cat: Systems Operations Awd Date: Summer 16 Anticipated Fed Cat: S.T.P. TIP #: Future Cost: 0 Estimate Total: 2,555	Engineering: R/W: Construction: FFOS: Payments:	201 1 0 0 0 0	194 0 2,159 0 0 0	0 0 0 0 0 0	0 0 0 0 0 0	0 0 0 0 0 0									
County: Ray Route: RT V Job No.: 3S3063 Length: 0.02 MPO: N Fund Cat: Taking Care Of System Sec Cat: Rehab And Reconst Awd Date: 2019 Anticipated Fed Cat: S.T.P. TIP #: Future Cost: 0 Estimate Total: 772	Engineering: R/W: Construction: FFOS: Payments:	0 0 0 0 0 0	30 0 0 0 0 0	39 0 0 0 0 0	80 0 623 0 0 0	0 0 0 0 0 0									

* Subject to the approval of the Transportation Improvement Plan by the governing Metropolitan Planning Organization.



2017-2021 Highway and Bridge Construction Schedule

Transportation Planning

P.O. Box 270
Jefferson City, MO 65802

Construction contingency applied to construction cost in the year the project is awarded.

Three percent project growth factor compounded annually is applied to right-of-way and construction costs in program years 2, 3, 4, and 5.

No inflation is applied to the Funding From Other Sources (FFOS) or Payments.

Engineering includes PE costs, CE costs and R/W incidentals.

Construction contingency applied to construction cost in the year the project is awarded. Three percent project growth factor compounded annually is applied to right-of-way and construction costs in program years 2, 3, 4, and 5. No inflation is applied to the Funding From Other Sources (FFOS) or Payments. Engineering includes PE costs, CE costs and R/W incidentals.											STATE FISCAL YEAR PROJECT BUDGETING					
											Prior Prog.	7/2016- 6/2017	7/2017- 6/2018	7/2018- 6/2019	7/2019- 6/2020	7/2020- 6/2021
County: Saline	Intersection improvements at Fairground Rd. in Marshall. \$123,216 STP-Urban, and					Engineering:	60	30	0	0	0					
Route: US 65	\$30,804 city of Marshall.					R/W:	0	0	0	0	0					
Job No.: 3P3049						Construction:	0	154	0	0	0					
Length: 0.20	MPO: N					FFOS:	0	154	0	0	0					
Fund Cat: Taking Care Of System	Fed: 147	State: 6	Local: 31			Payments:	0	0	0	0	0					
Sec Cat: Systems Operations	Awd Date: Summer 16	Anticipated Fed Cat: NHPP														
TIP #:	Future Cost: 0	Estimate Total: 244														
County: Saline	Pavement improvements from west of Bus. 65 to Pettis County line.					Engineering:	0	95	423	0	0					
Route: US 65						R/W:	0	0	0	0	0					
Job No.: 3P3061						Construction:	0	0	5,151	0	0					
Length: 0.00	MPO: N					FFOS:	0	0	0	0	0					
Fund Cat: Flexible & Other	AC-State: 4,535	State: 1,134	Local: 0			Payments:	0	0	0	0	0					
Sec Cat: Preventive Maint	Awd Date: 2018	Anticipated Fed Cat: NHPP														
TIP #:	Future Cost: 0	Estimate Total: 5,669														
County: Saline	Bridge improvements over Davis Creek. Project involves bridges G0517 and A0213.					Engineering:	62	784	0	0	0					
Route: IS 70						R/W:	0	0	0	0	0					
Job No.: 3I3008						Construction:	0	5,916	0	0	0					
Length: 0.11	MPO: N					FFOS:	0	0	0	0	0					
Fund Cat: Statewide Interstate And Major Bridge	AC-State: 6,029	State: 671	Local: 0			Payments:	0	0	0	0	0					
Sec Cat: Preventive Maint	Awd Date: Fall 16	Anticipated Fed Cat: NHPP														
TIP #:	Future Cost: 0	Estimate Total: 6,762														
County: Saline	Bridge improvements at Rte. 65. Project involves twin bridges A0203.					Engineering:	22	86	247	0	0					
Route: IS 70						R/W:	0	0	0	0	0					
Job No.: 3I3009						Construction:	0	0	2,564	0	0					
Length: 0.64	MPO: N					FFOS:	0	0	0	0	0					
Fund Cat: Statewide Interstate And Major Bridge	Fed: 2,607	State: 290	Local: 0			Payments:	0	0	0	0	0					
Sec Cat: Preventive Maint	Awd Date: 2018	Anticipated Fed Cat: NHPP		Federal Oversight												
TIP #:	Future Cost: 0	Estimate Total: 2,919														
County: Saline	Bridge improvements over Salt Fork Creek. Project involves bridge A2466.					Engineering:	0	15	48	0	0					
Route: RT BB						R/W:	0	0	0	0	0					
Job No.: 3S3068						Construction:	0	0	501	0	0					
Length: 0.12	MPO: N					FFOS:	0	0	0	0	0					
Fund Cat: Taking Care Of System	Fed: 451	State: 113	Local: 0			Payments:	0	0	0	0	0					
Sec Cat: Rehab And Reconst	Awd Date: 2018	Anticipated Fed Cat: S.T.P.														
TIP #:	Future Cost: 0	Estimate Total: 564														

* Subject to the approval of the Transportation Improvement Plan by the governing Metropolitan Planning Organization.

Jun-13-2016

Section 4 - 6

District Kansas City

Dollars in Thousands



2017-2021 Highway and Bridge Construction Schedule

Transportation Planning

P.O. Box 270
Jefferson City, MO 65802

Construction contingency applied to construction cost in the year the project is awarded.

Three percent project growth factor compounded annually is applied to right-of-way and construction costs in program years 2, 3, 4, and 5.

No inflation is applied to the Funding From Other Sources (FFOS) or Payments.

Engineering includes PE costs, CE costs and R/W incidentals.

Construction contingency applied to construction cost in the year the project is awarded. Three percent project growth factor compounded annually is applied to right-of-way and construction costs in program years 2, 3, 4, and 5. No inflation is applied to the Funding From Other Sources (FFOS) or Payments. Engineering includes PE costs, CE costs and R/W incidentals.							STATE FISCAL YEAR PROJECT BUDGETING						
							Prior Prog.	7/2016- 6/2017	7/2017- 6/2018	7/2018- 6/2019	7/2019- 6/2020	7/2020- 6/2021	
County: Saline	Bridge improvements over Salt Fork Creek. Project involves bridge R0543.						Engineering:	0	119	0	0	0	0
Route: RT H							R/W:	0	0	0	0	0	0
Job No.: 3S3067							Construction:	0	913	0	0	0	0
Length: 0.09	MPO: N							FFOS:	0	0	0	0	0
Fund Cat: Taking Care Of System	Fed: 825	State: 207	Local: 0				Payments:	0	0	0	0	0	
Sec Cat: Rehab And Reconst	Awd Date: Winter 17	Anticipated Fed Cat: NHPP											
TIP #:	Future Cost: 0	Estimate Total: 1,032											
County: Various	Safety projects at various locations in the rural Kansas City District. \$458,000 Open						Engineering:	0	0	0	0	0	
Route: Various	Container funds.						R/W:	0	0	0	0	0	
Job No.: 0P3019D							Construction:	0	0	0	486	0	
Length: 0.00	MPO: N							FFOS:	0	0	0	458	
Fund Cat: Safety	Fed: 437	State: 49	Local: 0				Payments:	0	0	0	0	0	
Sec Cat: Safety	Awd Date: 2019	Anticipated Fed Cat: Safety											
TIP #:	Future Cost: 0	Estimate Total: 486											
County: Various	Safety projects at various locations in the rural Kansas City District. \$458,000 Open						Engineering:	0	0	0	0	0	
Route: Various	Container funds.						R/W:	0	0	0	0	0	
Job No.: 0P3020D							Construction:	0	0	0	0	500	
Length: 0.00	MPO: N							FFOS:	0	0	0	458	
Fund Cat: Safety	Fed: 450	State: 50	Local: 0				Payments:	0	0	0	0	0	
Sec Cat: Safety	Awd Date: 2020	Anticipated Fed Cat: Safety											
TIP #:	Future Cost: 0	Estimate Total: 500											
County: Various	Safety projects at various locations in the rural Kansas City District. \$458,000 Open						Engineering:	0	0	0	0	0	
Route: Various	Container funds.						R/W:	0	0	0	0	0	
Job No.: 0P3021D							Construction:	0	0	0	0	515	
Length: 0.00	MPO: N							FFOS:	0	0	0	0	
Fund Cat: Safety	Fed: 463	State: 52	Local: 0				Payments:	0	0	0	0	0	
Sec Cat: Safety	Awd Date: 2021	Anticipated Fed Cat: Safety											
TIP #:	Future Cost: 0	Estimate Total: 515											
County: Various	ADA Transition Plan improvements at various locations in the rural Kansas City District. \$342,000 from Statewide Transportation Alternatives funds.						Engineering:	0	0	0	0	0	
Route: Various							R/W:	0	0	0	0	0	
Job No.: 0S3017D							Construction:	0	342	0	0	0	
Length: 0.00	MPO: N							FFOS:	0	342	0	0	
Fund Cat: Taking Care Of System	Fed: 274	State: 68	Local: 0				Payments:	0	0	0	0	0	
Sec Cat: N- Ada Trans	Awd Date: 2017	Anticipated Fed Cat: S.T.P.											
TIP #:	Future Cost: 0	Estimate Total: 342											

* Subject to the approval of the Transportation Improvement Plan by the governing Metropolitan Planning Organization.

Jun-13-2016

Section 4 - 7

District Kansas City

Dollars in Thousands



2017-2021 Highway and Bridge Construction Schedule

Construction contingency applied to construction cost in the year the project is awarded.

Three percent project growth factor compounded annually is applied to right-of-way and construction costs in program years 2, 3, 4, and 5.

No inflation is applied to the Funding From Other Sources (FFOS) or Payments.

Engineering includes PE costs, CE costs and R/W incidentals.

						STATE FISCAL YEAR PROJECT BUDGETING					
						Prior Prog.	7/2016- 6/2017	7/2017- 6/2018	7/2018- 6/2019	7/2019- 6/2020	7/2020- 6/2021
County: Various	ADA Transition Plan improvements at various locations in the rural Kansas City District.					Engineering:	0	0	0	0	0
Route: Various	\$350,000 from Statewide Transportation Alternatives funds.					R/W:	0	0	0	0	0
Job No.: 0S3018D						Construction:	0	0	361	0	0
Length: 0.00	MPO: N					FFOS:	0	0	350	0	0
Fund Cat: Taking Care Of System					Fed: 289 State: 72 Local: 0	Payments:	0	0	0	0	0
Sec Cat: N- Ada Trans	Awd Date: 2018	Anticipated Fed Cat: S.T.P.									
TIP #:	Future Cost: 0				Estimate Total: 361						
County: Various	ADA Transition Plan improvements at various locations in the rural Kansas City District.					Engineering:	0	0	0	0	0
Route: Various	\$355,000 from Statewide Transportation Alternatives funds.					R/W:	0	0	0	0	0
Job No.: 0S3019D						Construction:	0	0	0	377	0
Length: 0.00	MPO: N					FFOS:	0	0	0	355	0
Fund Cat: Taking Care Of System					Fed: 302 State: 75 Local: 0	Payments:	0	0	0	0	0
Sec Cat: N- Ada Trans	Awd Date: 2019	Anticipated Fed Cat: S.T.P.									
TIP #:	Future Cost: 0				Estimate Total: 377						
County: Various	ADA Transition Plan improvements at various locations in the rural Kansas City District.					Engineering:	0	0	0	0	0
Route: Various	\$364,000 from Statewide Transportation Alternatives funds.					R/W:	0	0	0	0	0
Job No.: 0S3020D						Construction:	0	0	0	0	398
Length: 0.00	MPO: N					FFOS:	0	0	0	0	364
Fund Cat: Taking Care Of System					Fed: 318 State: 80 Local: 0	Payments:	0	0	0	0	0
Sec Cat: N- Ada Trans	Awd Date: 2020	Anticipated Fed Cat: S.T.P.									
TIP #:	Future Cost: 0				Estimate Total: 398						
County: Various	ADA Transition Plan improvements at various locations in the rural Kansas City District.					Engineering:	0	0	0	0	0
Route: Various	\$364,000 from Statewide Transportation Alternatives funds.					R/W:	0	0	0	0	0
Job No.: 0S3021D						Construction:	0	0	0	0	410
Length: 0.00	MPO: N					FFOS:	0	0	0	0	364
Fund Cat: Taking Care Of System					Fed: 328 State: 82 Local: 0	Payments:	0	0	0	0	0
Sec Cat: N- Ada Trans	Awd Date: 2021	Anticipated Fed Cat: S.T.P.									
TIP #:	Future Cost: 0				Estimate Total: 410						
County: Various	Job Order Contracting for guard cable and guardrail repair at various locations in the rural Kansas City District.					Engineering:	2	53	0	0	0
Route: Various						R/W:	0	0	0	0	0
Job No.: 3I3004						Construction:	0	598	0	0	0
Length: 0.00	MPO: N					FFOS:	0	0	0	0	0
Fund Cat: Taking Care Of System					AC-State: 521 State: 130 Local: 0	Payments:	0	0	0	0	0
Sec Cat: Routine Maintenance	Awd Date: Spring 17	Anticipated Fed Cat: S.T.P.									
TIP #:	Future Cost: 0				Estimate Total: 653						

* Subject to the approval of the Transportation Improvement Plan by the governing Metropolitan Planning Organization.



2017-2021 Highway and Bridge Construction Schedule

Transportation Planning

P.O. Box 270
Jefferson City, MO 65802

Construction contingency applied to construction cost in the year the project is awarded.

Three percent project growth factor compounded annually is applied to right-of-way and construction costs in program years 2, 3, 4, and 5.

No inflation is applied to the Funding From Other Sources (FFOS) or Payments.

Engineering includes PE costs, CE costs and R/W incidentals.

						STATE FISCAL YEAR PROJECT BUDGETING					
						Prior Prog.	7/2016- 6/2017	7/2017- 6/2018	7/2018- 6/2019	7/2019- 6/2020	7/2020- 6/2021
County: Various	Job Order Contracting for guard cable and guardrail repair at various locations in the	Engineering:	2	2	53	0	0	0	0	0	0
Route: Various	rural Kansas City District.	R/W:	0	0	0	0	0	0	0	0	0
Job No.: 313021		Construction:	0	0	646	0	0	0	0	0	0
Length: 0.00	MPO: N	FFOS:	0	0	0	0	0	0	0	0	0
Fund Cat: Taking Care Of System	AC-State: 561 State: 140 Local: 0	Payments:	0	0	0	0	0	0	0	0	0
Sec Cat: Routine Maintenance	Awd Date: 2018 Anticipated Fed Cat: S.T.P.										
TIP #: Future Cost: 0 Estimate Total: 703											
County: Various	Job Order Contracting for guard cable and guardrail repair at various locations in the	Engineering:	0	0	6	52	0	0	0	0	0
Route: Various	rural Kansas City District.	R/W:	0	0	0	0	0	0	0	0	0
Job No.: 313065		Construction:	0	0	0	699	0	0	0	0	0
Length: 0.00	MPO: N	FFOS:	0	0	0	0	0	0	0	0	0
Fund Cat: Taking Care Of System	Fed: 606 State: 151 Local: 0	Payments:	0	0	0	0	0	0	0	0	0
Sec Cat: Routine Maintenance	Awd Date: 2019 Anticipated Fed Cat: S.T.P.										
TIP #: Future Cost: 0 Estimate Total: 757											
County: Various	Job Order Contracting for guard cable and guardrail repair at various locations in the	Engineering:	0	0	0	6	54	0	0	0	0
Route: Various	rural Kansas City District.	R/W:	0	0	0	0	0	0	0	0	0
Job No.: 313066		Construction:	0	0	0	0	756	0	0	0	0
Length: 0.00	MPO: N	FFOS:	0	0	0	0	0	0	0	0	0
Fund Cat: Taking Care Of System	Fed: 654 State: 162 Local: 0	Payments:	0	0	0	0	0	0	0	0	0
Sec Cat: Routine Maintenance	Awd Date: 2020 Anticipated Fed Cat: S.T.P.										
TIP #: Future Cost: 0 Estimate Total: 816											
County: Various	Job Order Contracting for guard cable and guardrail repair at various locations in the	Engineering:	0	0	0	0	7	57	0	0	0
Route: Various	rural Kansas City District.	R/W:	0	0	0	0	0	0	0	0	0
Job No.: 313072		Construction:	0	0	0	0	0	817	0	0	0
Length: 0.00	MPO: N	FFOS:	0	0	0	0	0	0	0	0	0
Fund Cat: Taking Care Of System	Fed: 706 State: 175 Local: 0	Payments:	0	0	0	0	0	0	0	0	0
Sec Cat: Routine Maintenance	Awd Date: 2021 Anticipated Fed Cat: S.T.P.										
TIP #: Future Cost: 0 Estimate Total: 881											
County: Various	Chevron sign installations at various locations in the rural Kansas City District.	Engineering:	0	23	0	0	0	0	0	0	0
Route: Various		R/W:	0	0	0	0	0	0	0	0	0
Job No.: 353079		Construction:	0	150	0	0	0	0	0	0	0
Length: 0.00	MPO: N	FFOS:	0	0	0	0	0	0	0	0	0
Fund Cat: Safety	Fed: 156 State: 17 Local: 0	Payments:	0	0	0	0	0	0	0	0	0
Sec Cat: Safety	Awd Date: Spring 17 Anticipated Fed Cat: Safety										
TIP #: Future Cost: 0 Estimate Total: 173											

* Subject to the approval of the Transportation Improvement Plan by the governing Metropolitan Planning Organization.

Jun-13-2016

Section 4 - 9

District Kansas City

Dollars in Thousands



2017-2021 Highway and Bridge Construction Schedule

Transportation Planning

P.O. Box 270
Jefferson City, MO 65802

Construction contingency applied to construction cost in the year the project is awarded.
Three percent project growth factor compounded annually is applied to right-of-way and construction costs in program years 2, 3, 4, and 5.
No inflation is applied to the Funding From Other Sources (FFOS) or Payments.
Engineering includes PE costs, CE costs and R/W incidentals.

STATE FISCAL YEAR PROJECT BUDGETING						
	Prior Prog.	7/2016- 6/2017	7/2017- 6/2018	7/2018- 6/2019	7/2019- 6/2020	7/2020- 6/2021
FFOS:	0	8,264	803	813	822	822
Total R/W:	11	30	21	0	0	0
Total Construction:	0	34,380	17,259	12,361	9,439	1,742
Paybacks:	0	0	0	0	0	0
Sub-Total:	11	34,410	17,280	12,361	9,439	1,742
Total Engineering:	849	4,946	2,066	988	700	57
Grand Total:	860	39,356	19,346	13,349	10,139	1,799
		2017	2018	2019	2020	2021
State		6,553	3,052	2,621	1,977	308
AC-State		20,063	6,523	0	0	0
Local		31	0	0	0	0
Sub-total State		26,647	9,575	2,621	1,977	308
Federal						
Sub-total Federal		12,709	9,771	10,728	8,162	1,491
Grand Total		39,356	19,346	13,349	10,139	1,799

Project Count: 45

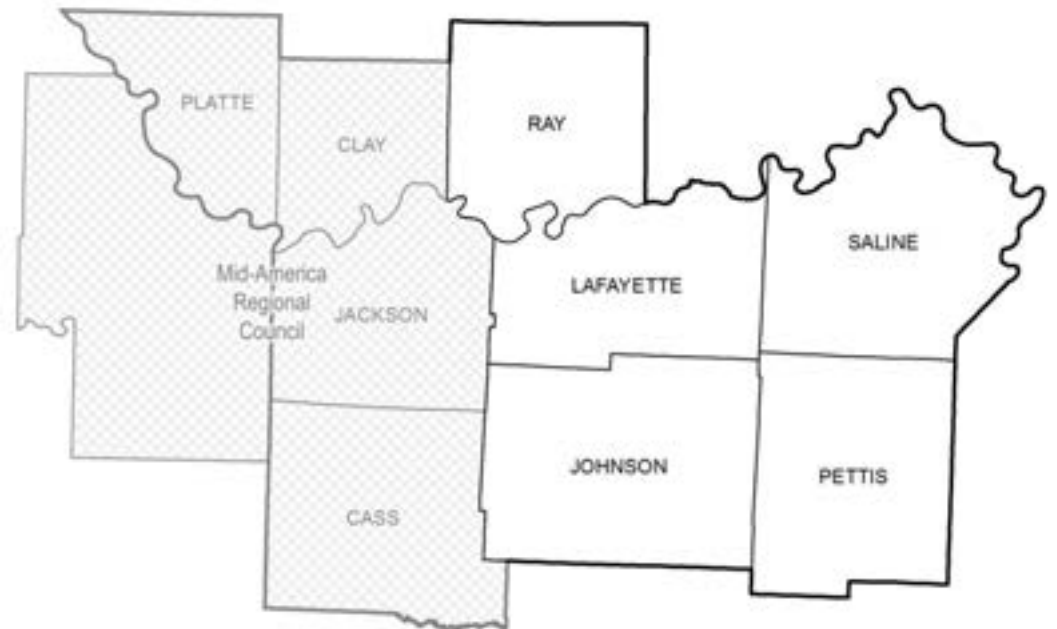
* Subject to the approval of the Transportation Improvement Plan by the governing Metropolitan Planning Organization.

Jun-13-2016

Section 4 - 1

District Kansas City

Dollars in Thousands



MoDOT's Kansas City District

PAYMENT PROJECTS

(Note: The following MoDOT projects are located outside the Kansas City Metropolitan Planning area boundary.)



2017-2021 Highway and Bridge Construction Schedule

Construction contingency applied to construction cost in the year the project is awarded.

Three percent project growth factor compounded annually is applied to right-of-way and construction costs in program years 2, 3, 4, and 5.

No inflation is applied to the Funding From Other Sources (FFOS) or Payments.

Engineering includes PE costs, CE costs and R/W incidentals.

Construction contingency applied to construction cost in the year the project is awarded. Three percent project growth factor compounded annually is applied to right-of-way and construction costs in program years 2, 3, 4, and 5. No inflation is applied to the Funding From Other Sources (FFOS) or Payments. Engineering includes PE costs, CE costs and R/W incidentals.												STATE FISCAL YEAR PROJECT BUDGETING						
												Prior Prog.	7/2016- 6/2017	7/2017- 6/2018	7/2018- 6/2019	7/2019- 6/2020	7/2020- 6/2021	
County: Various	On-call work zone enforcement at various locations in the rural Kansas City District.											Engineering:	0	0	0	0	0	0
Route: Various												R/W:	0	0	0	0	0	0
Job No.: 3I3023												Construction:	0	0	0	0	0	0
Length: 0.00	MPO: N										FFOS:	0	0	0	0	0		
Fund Cat: Safety		Fed: 10	State: 1	Local: 0							Payments:	0	11	0	0	0		
Sec Cat: Safety		Awd Date: N/A	Anticipated Fed Cat: Safety															
TIP #:	Future Cost: 0		Estimate Total: 11															
County: Various	On-call work zone enforcement at various locations in the rural Kansas City District.											Engineering:	0	0	0	0	0	0
Route: Various												R/W:	0	0	0	0	0	0
Job No.: 3I3024												Construction:	0	0	0	0	0	0
Length: 0.00	MPO: N										FFOS:	0	0	0	0	0		
Fund Cat: Safety		Fed: 10	State: 1	Local: 0							Payments:	0	0	11	0	0		
Sec Cat: Safety		Awd Date: N/A	Anticipated Fed Cat: Safety															
TIP #:	Future Cost: 0		Estimate Total: 11															
County: Various	On-call work zone enforcement at various locations in the rural Kansas City District.											Engineering:	0	0	0	0	0	0
Route: Various												R/W:	0	0	0	0	0	0
Job No.: 3P3081												Construction:	0	0	0	0	0	0
Length: 0.00	MPO: N										FFOS:	0	0	0	0	0		
Fund Cat: Safety		Fed: 10	State: 1	Local: 0							Payments:	0	0	0	11	0		
Sec Cat: Safety		Awd Date: N/A	Anticipated Fed Cat: Safety															
TIP #:	Future Cost: 0		Estimate Total: 11															
County: Various	Payback beginning in SFY 2011 for Safe and Sound bridges in rural Kansas City District.											Engineering:	0	0	0	0	0	0
Route: Various												R/W:	150	0	0	0	0	0
Job No.: 5B0800R												Construction:	0	0	0	0	0	0
Length: 0.00	MPO: N										FFOS:	150	0	0	0	0		
Fund Cat: Taking Care Of System		Fed: 0	State: 28,020	Local: 0							Payments:	32,274	5,604	5,604	5,604	5,604		
Sec Cat: Rehab And Reconst		Awd Date: N/A	Anticipated Fed Cat:															
TIP #:	Future Cost: 50,001 - 75,000		Estimate Total: 60,444															

* Subject to the approval of the Transportation Improvement Plan by the governing Metropolitan Planning Organization.



2017-2021 Highway and Bridge Construction Schedule

Transportation Planning

P.O. Box 270
Jefferson City, MO 65802

Construction contingency applied to construction cost in the year the project is awarded.
Three percent project growth factor compounded annually is applied to right-of-way and construction costs in program years 2, 3, 4, and 5.
No inflation is applied to the Funding From Other Sources (FFOS) or Payments.
Engineering includes PE costs, CE costs and R/W incidentals.

STATE FISCAL YEAR PROJECT BUDGETING						
	Prior Prog.	7/2016- 6/2017	7/2017- 6/2018	7/2018- 6/2019	7/2019- 6/2020	7/2020- 6/2021
FFOS:	150	0	0	0	0	0
Total R/W:	150	0	0	0	0	0
Total Construction:	0	0	0	0	0	0
Paybacks:	32,274	5,615	5,615	5,615	5,604	5,604
Sub-Total:	32,424	5,615	5,615	5,615	5,604	5,604
Total Engineering:	0	0	0	0	0	0
Grand Total:	32,424	5,615	5,615	5,615	5,604	5,604
		2017	2018	2019	2020	2021
State		5,605	5,605	5,605	5,604	5,604
AC-State		0	0	0	0	0
Local		0	0	0	0	0
Sub-total State		5,605	5,605	5,605	5,604	5,604
Federal						
Sub-total Federal		10	10	10	0	0
Grand Total		5,615	5,615	5,615	5,604	5,604

Project Count: 4

* Subject to the approval of the Transportation Improvement Plan by the governing Metropolitan Planning Organization.

Jun-13-2016

Section 4 - 1

District Kansas City

Dollars in Thousands



2017-2021 Highway and Bridge Construction Schedule

Transportation Planning

P.O. Box 270
Jefferson City, MO 65802

Construction contingency applied to construction cost in the year the project is awarded.
Three percent project growth factor compounded annually is applied to right-of-way and construction costs in program years 2, 3, 4, and 5.

No inflation is applied to the Funding From Other Sources (FFOS) or Payments.

Engineering includes PE costs, CE costs and R/W incidentals.

Kansas City NON TMA Total

STATE FISCAL YEAR PROJECT BUDGETING						
	Prior Prog.	7/2016- 6/2017	7/2017- 6/2018	7/2018- 6/2019	7/2019- 6/2020	7/2020- 6/2021
FFOS:	150	8,264	803	813	822	822
Total R/W:	161	30	21	0	0	0
Total Construction:	0	34,380	17,259	12,361	9,439	1,742
Paybacks:	32,274	5,615	5,615	5,615	5,604	5,604
Sub-Total:	32,435	40,025	22,895	17,976	15,043	7,346
Total Engineering:	849	4,946	2,066	988	700	57
Grand Total:	33,284	44,971	24,961	18,964	15,743	7,403
		2017	2018	2019	2020	2021
State		12,158	8,657	8,226	7,581	5,912
AC-State		20,063	6,523	0	0	0
Local		31	0	0	0	0
Sub-total State		32,252	15,180	8,226	7,581	5,912
Federal						
Sub-total Federal		12,719	9,781	10,738	8,162	1,491
Grand Total		44,971	24,961	18,964	15,743	7,403

Project Count: 49

* Subject to the approval of the Transportation Improvement Plan by the governing Metropolitan Planning Organization.

Jun-13-2016

Section 4 - 1

District Kansas City

Dollars in Thousands

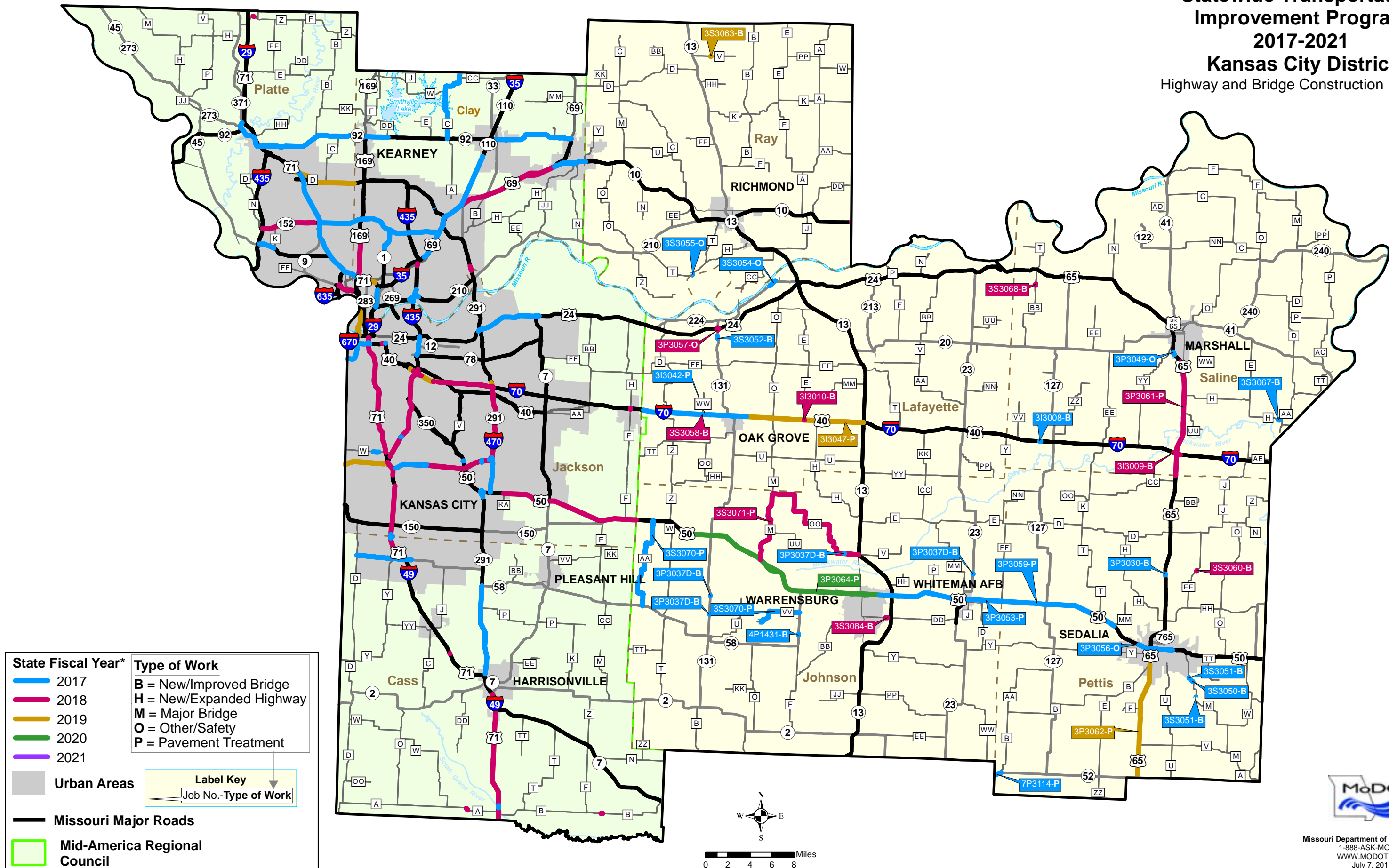
District Program Summary
Kansas City (Rural)
(Dollars in Millions)

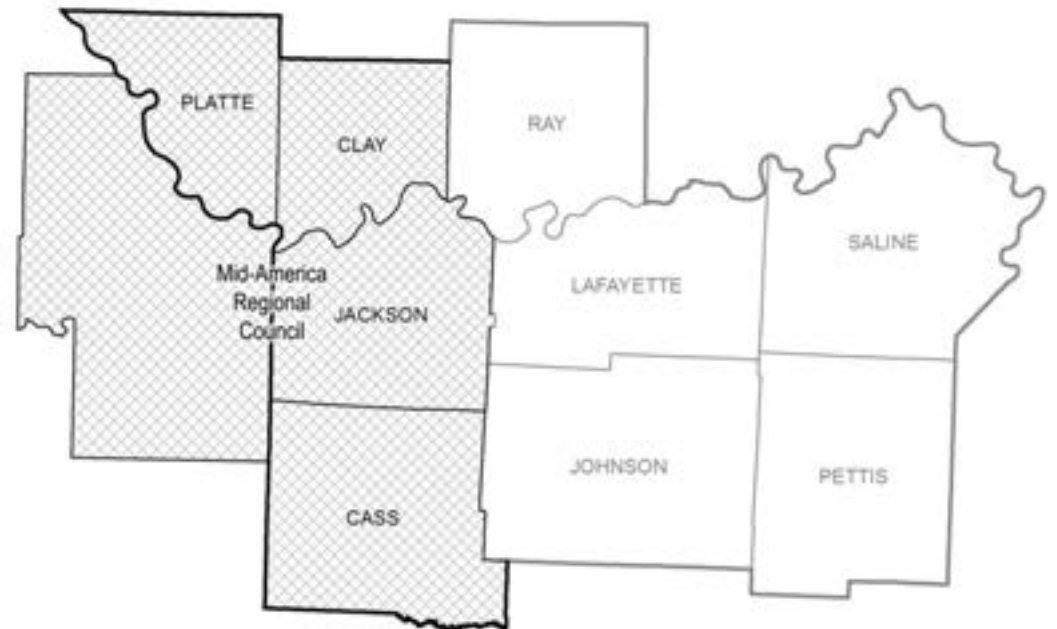
Amounts include construction and right of way, excludes engineering.

State Fiscal Year	2017	2018	2019	2020	2021
Statewide Interstate And Major Bridge - Available					
Statewide Interstate And Major Bridge - FFOS	0.321	0.000	0.000	0.000	0.000
Statewide Interstate And Major Bridge - Fund Transfers	10.724	2.489	0.000	0.000	0.000
Statewide Interstate And Major Bridge - Carryover	-0.800	0.000	0.000	0.000	0.000
Award and Completed Project Adjustments	0.000	0.000	0.000	0.000	0.000
Statewide Interstate And Major Bridge - Total Available	10.245	2.489	0.000	0.000	0.000
Statewide Interstate And Major Bridge - Programmed	11.045	2.564	0.000	0.000	0.000
Safety - Available	0.667	0.783	0.785	0.803	0.797
Safety - FFOS	0.000	0.453	0.458	0.458	0.458
Safety - Fund Transfers	0.000	0.000	0.000	0.000	0.000
Safety - Carryover	4.982	0.000	0.000	0.000	0.000
Award and Completed Project Adjustments	-0.020	0.100	0.150	0.015	0.000
Safety - Total Available	5.629	1.336	1.393	1.276	1.255
Safety - Programmed	0.165	0.769	0.497	0.500	0.515
Taking Care Of System - Available	8.404	9.155	8.978	9.183	9.112
Taking Care Of System - FFOS	7.346	0.350	0.355	0.364	0.364
Taking Care Of System - Fund Transfers	20.413	7.629	8.352	0.000	0.000
Taking Care Of System - Carryover	-12.044	0.000	0.000	0.000	0.000
Award and Completed Project Adjustments	-0.160	-0.500	-1.290	-0.411	0.000
Taking Care Of System - Total Available	23.959	16.634	16.395	9.136	9.476
Taking Care Of System - Programmed	28.121	14.409	11.826	6.758	6.831
Flexible & Other - Available					
Flexible & Other - FFOS	0.597	0.000	0.000	0.000	0.000
Flexible & Other - Fund Transfers	0.097	5.001	5.328	0.000	0.000
Flexible & Other - Carryover	-5.465	0.000	0.000	0.000	0.000
Award and Completed Project Adjustments	1.230	-2.180	-2.660	0.000	0.000
Flexible & Other - Total Available	-3.541	2.821	2.668	0.000	0.000
Flexible & Other - Programmed	0.694	5.151	5.652	7.785	0.000
Statewide Major Projects & Emerging Needs - Available					
Statewide Major Projects & Emerging Needs - FFOS	0.000	0.000	0.000	0.000	0.000
Statewide Major Projects & Emerging Needs - Fund Transfers	0.000	0.000	0.000	0.000	0.000
Statewide Major Projects & Emerging Needs - Carryover	1.230	0.000	0.000	0.000	0.000
Award and Completed Project Adjustments	0.000	0.000	0.000	0.000	0.000
Statewide Major Projects & Emerging Needs - Total Available	1.230	0.000	0.000	0.000	0.000
Statewide Major Projects & Emerging Needs - Programmed	0.000	0.000	0.000	0.000	0.000
Statewide Amendment 3 - Available					
Statewide Amendment 3 - FFOS	0.000	0.000	0.000	0.000	0.000
Statewide Amendment 3 - Fund Transfers	0.000	0.000	0.000	0.000	0.000
Statewide Amendment 3 - Carryover	-3.856	0.000	0.000	0.000	0.000
Award and Completed Project Adjustments	0.000	0.000	0.000	0.000	0.000
Statewide Amendment 3 - Total Available	-3.856	0.000	0.000	0.000	0.000
Statewide Amendment 3 - Programmed	0.000	0.000	0.000	0.000	0.000
Total Categorized Funding Available by SFY	33.666	23.280	20.456	10.412	10.731
Total Flexible Funds Available	6.371	0.523	-1.097	13.408	12.476
Adjustments	1.050	-2.580	-3.800	-0.396	0.000
Carryovers	-15.953				
Total Available by SFY	40.037	23.803	19.359	23.820	23.207
Total Programmed by SFY	40.025	22.893	17.975	15.043	7.346

*Note: Three percent inflation compounded annually applied to program years 2018 - 2021
Two percent construction contingency applied to construction.*

**Statewide Transportation
Improvement Program
2017-2021
Kansas City District**
Highway and Bridge Construction Projects





MoDOT's Kansas City District

TMA: Mid-America Regional Council

(Note: The following MoDOT projects are located inside the Kansas City Metropolitan Planning area boundary.)

PROJECT DESCRIPTION KEY

2017-2021 Highway and Bridge Construction Schedule

Construction contingency applied to construction cost in the year the project is awarded.

Three percent project growth factor compounded annually is applied to right-of-way and construction in program years 2, 3, 4, and 5.

No inflation is applied to the Funding From Other Sources (FFOS) or Payments.

Engineering includes PE costs, CE costs, and R/W incidentals.

County:XX				
---	--	--	--	--

Anticipated Federal Funding Category^

Estimated cost range beyond 2021.

Date project is to be awarded to begin construction (Season and calendar year for 2016 & 2017. SFY only beyond 2017).

Metropolitan Planning Organization (Y/N).

Project description and location.

County location of project.

Route location of project.

Project number used to track project costs.

Total length in 1/100 miles.

Primary Funding Category.*

Secondary Funding Category.**

Transportation Improvement Plan

Projects with full oversight by the Federal Highway Administration.

Total project cost estimate.

Federal, Advanced CN-State, State and Local share of project costs.

Dollars programmed in previous STIPs.

Dollars funded from other sources.

Dollars for construction, utilities and

Dollars for right-of-way (land acquisition).

Dollars to be paid back for accelerating the project or payments to others.

Dollars for engineering that include preliminary engineering, construction engineering and right-of-way incidentals.

*Primary Funding Category:

Take Care of System
Statewide Interstate & Major Bridge
Safety
Statewide Safety
Flexible & Other
Amendment 3

**Secondary Funding Category:

Enhancements
Low Type Resurfacing
N - Ada Trans (ADA Transition Plan)
Preventive Maint (Preventive Maintenance)
Regional
Rehab And Reconst (Rehabilitation and Reconstruction)
Routine Maintenance
Safety
Systems Operations
Thin Lift Overlay
Urban Safety

^Anticipated Federal Funding Category:

CMAQ - Congestion Mitigation and Air Quality.

* Usually 80% Federal & 20% State funds.

Earmark - usually 80% Federal & 20% State funds.

NHFP - National Highway Freight Program.

* Usually 80% Federal & 20% State funds.

NHPP - National Highway Performance Program.

* Usually 80% Federal & 20% State funds.

* Sometimes 90% Federal & 10% State funds.

Safety - usually 90% Federal & 10% State funds.

State - No federal funds, state only funded.

STP - Surface Transportation Block Grant Program.

* Usually 80% Federal & 20% State funds.

(All Costs in Thousands)



2017-2021 Highway and Bridge Construction Schedule

Transportation Planning

P.O. Box 270
Jefferson City, MO 65802

Construction contingency applied to construction cost in the year the project is awarded.

Three percent project growth factor compounded annually is applied to right-of-way and construction costs in program years 2, 3, 4, and 5.

No inflation is applied to the Funding From Other Sources (FFOS) or Payments.

Engineering includes PE costs, CE costs and R/W incidentals.

Construction contingency applied to construction cost in the year the project is awarded. Three percent project growth factor compounded annually is applied to right-of-way and construction costs in program years 2, 3, 4, and 5. No inflation is applied to the Funding From Other Sources (FFOS) or Payments. Engineering includes PE costs, CE costs and R/W incidentals.										STATE FISCAL YEAR PROJECT BUDGETING						
										Prior Prog.	7/2016-	7/2017-	7/2018-	7/2019-	7/2020-	
											6/2017	6/2018	6/2019	6/2020	6/2021	
County: Cass	Bridge improvements over I-49 in Harrisonville. Project includes bridge A1495.									Engineering:	0	15	87	0	0	0
Route: MO 2										R/W:	0	0	0	0	0	0
Job No.: 4S3152										Construction:	0	0	1,008	0	0	0
Length: 0.19	MPO: Y								FFOS:	0	0	0	0	0	0	
Fund Cat: Taking Care Of System								Fed: 888	State: 222	Local: 0	Payments:	0	0	0	0	0
Sec Cat: Rehab And Reconst	Awd Date: 2018	Anticipated Fed Cat: NHPP														
TIP #: 790073	Future Cost: 0	Estimate Total: 1,110														
County: Cass	Capacity improvements from Waters Road to Royal Street in Harrisonville. \$850,000									Engineering:	482	351	0	0	0	0
Route: MO 291	Harrisonville, \$1,100,000 STP Urban, Cost Share maximum \$2,305,904.									R/W:	491	0	0	0	0	0
Job No.: 4P3002										Construction:	0	3,983	0	0	0	0
Length: 0.90	MPO: Y								FFOS:	491	3,715	0	0	0	0	
Fund Cat: Flexible & Other								Fed: 3,466	State: 313	Local: 555	Payments:	0	0	0	0	0
Sec Cat: System Expansion	Awd Date: Winter 17	Anticipated Fed Cat: NHPP														
TIP #: 790073	Future Cost: 0	Estimate Total: 5,307														
County: Cass	Pavement improvements from north Rte. 58 to Waters Road in Harrisonville.									Engineering:	34	288	0	0	0	0
Route: MO 291										R/W:	0	10	0	0	0	0
Job No.: 4P3138										Construction:	0	2,756	0	0	0	0
Length: 7.24	MPO: Y								FFOS:	0	0	0	0	0	0	
Fund Cat: Taking Care Of System								Fed: 2,444	State: 610	Local: 0	Payments:	0	0	0	0	0
Sec Cat: Rehab And Reconst	Awd Date: Winter 17	Anticipated Fed Cat: NHPP														
TIP #: 790088	Future Cost: 0	Estimate Total: 3,088														
County: Cass	Pavement improvements from Rte. 7 to the Bates County line.									Engineering:	19	138	550	0	0	0
Route: IS 49										R/W:	0	0	0	0	0	0
Job No.: 4I3112										Construction:	0	0	6,757	0	0	0
Length: 9.98	MPO: Y								FFOS:	0	0	0	0	0	0	
Fund Cat: Statewide Interstate And Major Bridge								Fed: 6,700	State: 745	Local: 0	Payments:	0	0	0	0	0
Sec Cat: Preventive Maint	Awd Date: Fall 17	Anticipated Fed Cat: NHPP														
TIP #: 790088	Future Cost: 0	Estimate Total: 7,464														
County: Cass	Bridge improvements over the South Grand River north of Archie. Project involves twin									Engineering:	295	558	0	0	0	0
Route: IS 49	bridges A2642.									R/W:	0	0	0	0	0	0
Job No.: 4P2360										Construction:	0	5,725	0	0	0	0
Length: 0.20	MPO: Y								FFOS:	0	0	0	0	0	0	
Fund Cat: Taking Care Of System								Fed: 5,654	State: 629	Local: 0	Payments:	0	0	0	0	0
Sec Cat: Rehab And Reconst	Awd Date: Winter 17	Anticipated Fed Cat: NHPP							Federal Oversight							
TIP #: 790056	Future Cost: 0	Estimate Total: 6,578														

* Subject to the approval of the Transportation Improvement Plan by the governing Metropolitan Planning Organization.

Jun-13-2016

Section 4 - 1

District Kansas City

TMA

Dollars in Thousands



2017-2021 Highway and Bridge Construction Schedule

Transportation Planning

P.O. Box 270
Jefferson City, MO 65102

Construction contingency applied to construction cost in the year the project is awarded.

Three percent project growth factor compounded annually is applied to right-of-way and construction costs in program years 2, 3, 4, and 5.

No inflation is applied to the Funding From Other Sources (FFOS) or Payments.

Engineering includes PE costs, CE costs and R/W incidentals.

						STATE FISCAL YEAR PROJECT BUDGETING					
						Prior Prog.	7/2016- 6/2017	7/2017- 6/2018	7/2018- 6/2019	7/2019- 6/2020	7/2020- 6/2021
County: Cass	Bridge improvements over Tennessee Creek and East Branch South Grand. Project involves twin bridges A2641 and A2069.	Engineering:	0	117	343	0	0	0	0	0	0
Route: IS 49		R/W:	0	0	0	0	0	0	0	0	0
Job No.: 4P2360B		Construction:	0	0	3,646	0	0	0	0	0	0
Length: 0.05	MPO: Y	FFOS:	0	0	0	0	0	0	0	0	0
Fund Cat: Taking Care Of System	Fed: 3,695 State: 411 Local: 0	Payments:	0	0	0	0	0	0	0	0	0
Sec Cat: Rehab And Reconst	Awd Date: 2018 Anticipated Fed Cat: NHPP Federal Oversight										
TIP #: Future Cost: 0	Estimate Total: 4,106										
County: Cass	Pavement, ADA Transition Plan and sidewalk improvements from Rte. D to Dean Avenue/Clint Drive in Belton. \$198,000 Statewide Transportation Alternatives funds.	Engineering:	150	279	0	0	0	0	0	0	0
Route: MO 58		R/W:	0	1	0	0	0	0	0	0	0
Job No.: 4P3081E		Construction:	0	1,871	0	0	0	0	0	0	0
Length: 5.01	MPO: Y	FFOS:	0	198	0	0	0	0	0	0	0
Fund Cat: Taking Care Of System	Fed: 1,721 State: 430 Local: 0	Payments:	0	0	0	0	0	0	0	0	0
Sec Cat: Low Type Resurfacing	Awd Date: Fall 16 Anticipated Fed Cat: S.T.P.										
TIP #: 790087	Future Cost: 0 Estimate Total: 2,301										
County: Cass	Bridge improvements over Black Creek. Project involves bridges S0034 and S0014.	Engineering:	0	85	141	0	0	0	0	0	0
Route: RT A		R/W:	0	2	0	0	0	0	0	0	0
Job No.: 4S3146		Construction:	0	0	909	0	0	0	0	0	0
Length: 0.19	MPO: Y	FFOS:	0	0	0	0	0	0	0	0	0
Fund Cat: Taking Care Of System	Fed: 910 State: 227 Local: 0	Payments:	0	0	0	0	0	0	0	0	0
Sec Cat: Rehab And Reconst	Awd Date: 2018 Anticipated Fed Cat: NHPP										
TIP #: Future Cost: 0	Estimate Total: 1,137										
County: Cass	Bridge replacement over Lick Branch. Project involves bridge T0647.	Engineering:	0	87	141	0	0	0	0	0	0
Route: RT B		R/W:	0	10	0	0	0	0	0	0	0
Job No.: 4S3145		Construction:	0	0	913	0	0	0	0	0	0
Length: 0.18	MPO: Y	FFOS:	0	0	0	0	0	0	0	0	0
Fund Cat: Taking Care Of System	Fed: 921 State: 230 Local: 0	Payments:	0	0	0	0	0	0	0	0	0
Sec Cat: Rehab And Reconst	Awd Date: 2018 Anticipated Fed Cat: NHPP										
TIP #: Future Cost: 0	Estimate Total: 1,151										
County: Clay	Pavement improvements from Rte. 152 in Kansas City to NW 64th Street in Gladstone.	Engineering:	40	148	0	0	0	0	0	0	0
Route: MO 1		R/W:	0	0	0	0	0	0	0	0	0
Job No.: 4S3137		Construction:	0	1,276	0	0	0	0	0	0	0
Length: 2.82	MPO: Y	FFOS:	0	0	0	0	0	0	0	0	0
Fund Cat: Taking Care Of System	Fed: 1,139 State: 285 Local: 0	Payments:	0	0	0	0	0	0	0	0	0
Sec Cat: Rehab And Reconst	Awd Date: Winter 17 Anticipated Fed Cat: NHPP										
TIP #: Future Cost: 0	Estimate Total: 1,464										

* Subject to the approval of the Transportation Improvement Plan by the governing Metropolitan Planning Organization.



2017-2021 Highway and Bridge Construction Schedule

Transportation Planning

P.O. Box 270
Jefferson City, MO 65802

Construction contingency applied to construction cost in the year the project is awarded.

Three percent project growth factor compounded annually is applied to right-of-way and construction costs in program years 2, 3, 4, and 5.

No inflation is applied to the Funding From Other Sources (FFOS) or Payments.

Engineering includes PE costs, CE costs and R/W incidentals.

						STATE FISCAL YEAR PROJECT BUDGETING					
						Prior Prog.	7/2016- 6/2017	7/2017- 6/2018	7/2018- 6/2019	7/2019- 6/2020	7/2020- 6/2021
County:	Clay	Pavement, ADA Transition Plan and sidewalk improvements from Rte. 69 to the East Fork Fishing River Bridge in Ray County. \$549,204 City of Excelsior Springs. \$306,000 Statewide Transportation Alternatives funds.				Engineering:	222	263	0	0	0
Route:	MO 10					R/W:	100	0	0	0	0
Job No.:	4P3081B					Construction:	0	2,526	0	0	0
Length:	3.10	MPO:	Y			FFOS:	0	855	0	0	0
Fund Cat:	Taking Care Of System	Fed:	2,187	State:	53	Local:	549				
Sec Cat:	N- Ada Trans	Awd Date:	Fall 16	Anticipated Fed Cat:	NHPP		Payments:	0	0	0	0
TIP #:	590208	Future Cost:	0	Estimate Total:	3,111						
County:	Clay	Bridge and interchange improvements at I-35 in Liberty. Project involves bridge A0495.				Engineering:	34	100	300	399	0
Route:	MO 152					R/W:	0	0	0	0	0
Job No.:	4S3083					Construction:	0	0	0	5,478	0
Length:	0.11	MPO:	Y			FFOS:	0	0	0	0	0
Fund Cat:	Flexible & Other	Fed:	5,021	State:	1,256	Local:	0				
Sec Cat:	Rehab And Reconst	Awd Date:	2019	Anticipated Fed Cat:	NHPP		Payments:	0	0	0	0
TIP #:	590198	Future Cost:	10,001 - 15,000	Estimate Total:	6,311						
County:	Clay	Pavement and ADA Transition Plan improvements from west of Rte. 1 to I-35 in Kansas City. \$17,000 Statewide Transportation Alternatives funds.				Engineering:	10	365	0	0	0
Route:	MO 152					R/W:	0	0	0	0	0
Job No.:	4S3136					Construction:	0	4,774	0	0	0
Length:	4.94	MPO:	Y			FFOS:	0	17	0	0	0
Fund Cat:	Taking Care Of System	Fed:	4,111	State:	1,028	Local:	0				
Sec Cat:	N- Ada Trans	Awd Date:	Winter 17	Anticipated Fed Cat:	NHPP		Payments:	0	0	0	0
TIP #:		Future Cost:	0	Estimate Total:	5,149						
County:	Clay	Pavement improvements from Rte. 169 to west of Rte 1.				Engineering:	0	152	0	0	0
Route:	MO 152					R/W:	0	0	0	0	0
Job No.:	4S3147					Construction:	0	1,926	0	0	0
Length:	2.56	MPO:	Y			FFOS:	0	0	0	0	0
Fund Cat:	Flexible & Other	Fed:	1,663	State:	415	Local:	0				
Sec Cat:	Preventive Maint	Awd Date:	Winter 17	Anticipated Fed Cat:	NHPP		Payments:	0	0	0	0
TIP #:		Future Cost:	0	Estimate Total:	2,078						
County:	Clay	Pavement improvements from Barry Road to I-29.				Engineering:	0	88	456	0	0
Route:	US 169					R/W:	0	0	0	0	0
Job No.:	4P3144					Construction:	0	0	6,026	0	0
Length:	3.97	MPO:	Y			FFOS:	0	0	0	0	0
Fund Cat:	Taking Care Of System	Fed:	5,256	State:	1,314	Local:	0				
Sec Cat:	Preventive Maint	Awd Date:	2018	Anticipated Fed Cat:	NHPP		Payments:	0	0	0	0
TIP #:		Future Cost:	0	Estimate Total:	6,570						

* Subject to the approval of the Transportation Improvement Plan by the governing Metropolitan Planning Organization.

Jun-13-2016

Section 4 - 3

District Kansas City

TMA

Dollars in Thousands



2017-2021 Highway and Bridge Construction Schedule

Transportation Planning

P.O. Box 270
Jefferson City, MO 65102

Construction contingency applied to construction cost in the year the project is awarded.

Three percent project growth factor compounded annually is applied to right-of-way and construction costs in program years 2, 3, 4, and 5.

No inflation is applied to the Funding From Other Sources (FFOS) or Payments.

Engineering includes PE costs, CE costs and R/W incidentals.

Construction contingency applied to construction cost in the year the project is awarded. Three percent project growth factor compounded annually is applied to right-of-way and construction costs in program years 2, 3, 4, and 5. No inflation is applied to the Funding From Other Sources (FFOS) or Payments. Engineering includes PE costs, CE costs and R/W incidentals.										STATE FISCAL YEAR PROJECT BUDGETING					
										Prior Prog.	7/2016- 6/2017	7/2017- 6/2018	7/2018- 6/2019	7/2019- 6/2020	7/2020- 6/2021
County: Clay Route: US 169 Job No.: 4S3085 Length: 2.22 MPO: Y Fund Cat: Taking Care Of System Sec Cat: Rehab And Reconst Awd Date: 2019 Anticipated Fed Cat: NHPP TIP #: 690433 Future Cost: 0 Estimate Total: 13,548	Bridge improvements over the Missouri River. Project involves the Broadway Bridge A4649.				Engineering: 227 R/W: 0 Construction: 0 FFOS: 0 Payments: 0	600 0 0 0 0	1,000 0 0 0 0	900 0 10,821 0 0	0 0 0 0 0	0 0 0 0 0					
County: Clay Route: IS 29 Job No.: 4I3111 Length: 1.53 MPO: Y Fund Cat: Statewide Interstate And Major Bridge Sec Cat: Preventive Maint Awd Date: Fall 16 Anticipated Fed Cat: NHPP TIP #: 590215 Future Cost: 0 Estimate Total: 3,061	Pavement improvements from I-35 to Rte. 210 in North Kansas City.				Engineering: 4 R/W: 0 Construction: 0 FFOS: 0 Payments: 0	283 0 2,774 0 0	0 0 0 0 0	0 0 0 0 0	0 0 0 0 0	0 0 0 0 0					
County: Clay Route: IS 29 Job No.: 4I3120 Length: 1.32 MPO: Y Fund Cat: Taking Care Of System Sec Cat: Rehab And Reconst Awd Date: 2019 Anticipated Fed Cat: NHPP TIP #: 590217 Future Cost: 0 Estimate Total: 4,091	Pavement improvements from Vivion Road to I-29/35 interchange in Kansas City.				Engineering: 5 R/W: 0 Construction: 0 FFOS: 0 Payments: 0	14 0 0 0 0	44 0 0 0 0	301 0 3,727 0 0	0 0 0 0 0	0 0 0 0 0					
County: Clay Route: MO 291 Job No.: 4P3130 Length: 0.39 MPO: Y Fund Cat: Taking Care Of System Sec Cat: Rehab And Reconst Awd Date: Fall 17 Anticipated Fed Cat: NHPP TIP #: Future Cost: 0 Estimate Total: 7,350	Bridge improvements over Shoal Creek. Project involves twin bridges A2505. \$198,000 Open Container funds.				Engineering: 5 R/W: 0 Construction: 0 FFOS: 0 Payments: 0	200 0 0 0 0	618 0 6,527 198 0	0 0 0 0 0	0 0 0 0 0	0 0 0 0 0					
County: Clay Route: MO 291 Job No.: 4P3166 Length: 0.10 MPO: Y Fund Cat: Flexible & Other Sec Cat: System Expansion Awd Date: Winter 17 Anticipated Fed Cat: NHPP TIP #: Future Cost: 0 Estimate Total: 449	Add new signal and right turn lane at 103rd/104th Streets. \$223,000 Tax Increment Financing Commission of Kansas City.				Engineering: 0 R/W: 0 Construction: 0 FFOS: 0 Payments: 0	54 12 383 196 0	0 0 0 0 0	0 0 0 0 0	0 0 0 0 0	0 0 0 0 0					

* Subject to the approval of the Transportation Improvement Plan by the governing Metropolitan Planning Organization.



2017-2021 Highway and Bridge Construction Schedule

Transportation Planning

P.O. Box 270
Jefferson City, MO 65802

Construction contingency applied to construction cost in the year the project is awarded.

Three percent project growth factor compounded annually is applied to right-of-way and construction costs in program years 2, 3, 4, and 5.

No inflation is applied to the Funding From Other Sources (FFOS) or Payments.

Engineering includes PE costs, CE costs and R/W incidentals.

Construction contingency applied to construction cost in the year the project is awarded. Three percent project growth factor compounded annually is applied to right-of-way and construction costs in program years 2, 3, 4, and 5. No inflation is applied to the Funding From Other Sources (FFOS) or Payments. Engineering includes PE costs, CE costs and R/W incidentals.							STATE FISCAL YEAR PROJECT BUDGETING					
							Prior Prog.	7/2016- 6/2017	7/2017- 6/2018	7/2018- 6/2019	7/2019- 6/2020	7/2020- 6/2021
County: Clay Route: IS 35 Job No.: 4I3026 Length: 0.06 MPO: Y Fund Cat: Taking Care Of System Sec Cat: Rehab And Reconst Awd Date: Winter 17 Anticipated Fed Cat: NHPP TIP #: 590188 Future Cost: 0 Estimate Total: 4,958	Bridge improvements at Rte. 69 in Liberty. Project involves twin bridges A0677.						Engineering: 168 R/W: 0 Construction: 0 FFOS: 0 Payments: 0	395 0 4,395 0 0	0 0 0 0 0	0 0 0 0 0	0 0 0 0 0	
County: Clay Route: IS 35 Job No.: 4I3036 Length: 10.81 MPO: Y Fund Cat: Statewide Interstate And Major Bridge Sec Cat: Rehab And Reconst Awd Date: Winter 17 Anticipated Fed Cat: NHPP TIP #: 590204 Future Cost: 0 Estimate Total: 6,958	Pavement improvements from Fishing River Bridge to Rte. 69/Pleasant Valley Interchange.						Engineering: 173 R/W: 0 Construction: 0 FFOS: 0 Payments: 0	529 0 6,256 0 0	0 0 0 0 0	0 0 0 0 0	0 0 0 0 0	
County: Clay Route: IS 35 Job No.: 4I3169 Length: 1.74 MPO: Y Fund Cat: Taking Care Of System Sec Cat: Routine Maintenance Awd Date: 2018 Anticipated Fed Cat: NHPP TIP #: Future Cost: 0 Estimate Total: 294	Fence repair/relocation between Route 152 and Route 291 in Liberty, and along Palmer Ave. in Claycomo.						Engineering: 0 R/W: 0 Construction: 0 FFOS: 0 Payments: 0	3 0 0 0 0	23 0 268 0 0	0 0 0 0 0	0 0 0 0 0	
County: Clay Route: IS 435 Job No.: 4I1980 Length: 3.27 MPO: Y Fund Cat: Flexible & Other Sec Cat: System Expansion Awd Date: Summer 16 Anticipated Fed Cat: NHPP TIP #: 590189 Future Cost: 0 Estimate Total: 17,558	Improve congestion by replacing interchange with diverging diamond at Rte. 210 and adding a lane from Parvin Road to Missouri River bridge. Project involves bridges A1944, A1945, A1946 and A2004. \$300,000 Martin Marietta.						Engineering: 745 R/W: 0 Construction: 0 FFOS: 0 Payments: 0	1,810 0 15,003 300 0	0 0 0 0 0	0 0 0 0 0	0 0 0 0 0	
County: Clay Route: IS 435 Job No.: 4I3038B Length: 0.61 MPO: Y Fund Cat: Taking Care Of System Sec Cat: Thin Lift Overlay Awd Date: Summer 16 Anticipated Fed Cat: NHPP TIP #: 590213 Future Cost: 0 Estimate Total: 768	Pavement improvements from Parvin Road to north of the Missouri River.						Engineering: 23 R/W: 0 Construction: 0 FFOS: 0 Payments: 0	82 0 663 0 0	0 0 0 0 0	0 0 0 0 0	0 0 0 0 0	

* Subject to the approval of the Transportation Improvement Plan by the governing Metropolitan Planning Organization.



2017-2021 Highway and Bridge Construction Schedule

Construction contingency applied to construction cost in the year the project is awarded.

Three percent project growth factor compounded annually is applied to right-of-way and construction costs in program years 2, 3, 4, and 5.

No inflation is applied to the Funding From Other Sources (FFOS) or Payments.

Engineering includes PE costs, CE costs and R/W incidentals.

						STATE FISCAL YEAR PROJECT BUDGETING					
						Prior Prog.	7/2016- 6/2017	7/2017- 6/2018	7/2018- 6/2019	7/2019- 6/2020	7/2020- 6/2021
County: Clay	Pavement improvements from McCleary Road to Rte. I-35. \$734,000 Open Container funds.					Engineering:	25	100	496	0	0
Route: US 69						R/W:	0	0	0	0	0
Job No.: 4P3140						Construction:	0	0	6,169	0	0
Length: 9.25	MPO: Y					FFOS:	0	0	734	0	0
Fund Cat: Taking Care Of System					Fed: 5,412 State: 1,353 Local: 0	Payments:	0	0	0	0	0
Sec Cat: Rehab And Reconst	Awd Date: 2018	Anticipated Fed Cat: NHPP									
TIP #: 	Future Cost: 0				Estimate Total: 6,790						
County: Clay	Pavement improvements from Rte. 33 in Kearney to Rte. 69 in Excelsior Springs.					Engineering:	17	126	0	0	0
Route: MO 92						R/W:	0	1	0	0	0
Job No.: 4P3081F						Construction:	0	1,685	0	0	0
Length: 7.12	MPO: Y					FFOS:	0	0	0	0	0
Fund Cat: Taking Care Of System					Fed: 1,450 State: 362 Local: 0	Payments:	0	0	0	0	0
Sec Cat: Low Type Resurfacing	Awd Date: Summer 16	Anticipated Fed Cat: NHPP									
TIP #: 590212	Future Cost: 0				Estimate Total: 1,829						
County: Clay	Pavement improvements, shoulder additions and edge line rumbles from Rte. 92 to Rte. CC. \$1,489,000 Open Container funds.					Engineering:	72	238	0	0	0
Route: RT C						R/W:	0	20	0	0	0
Job No.: 4P3051B						Construction:	0	1,654	0	0	0
Length: 6.67	MPO: Y					FFOS:	0	1,489	0	0	0
Fund Cat: Safety					Fed: 1,722 State: 190 Local: 0	Payments:	0	0	0	0	0
Sec Cat: Safety	Awd Date: Winter 17	Anticipated Fed Cat: Safety									
TIP #: 590211	Future Cost: 0				Estimate Total: 1,984						
County: Jackson	Pavement and ADA Transition Plan improvements from Rte. 291 to Rte. 7 in Independence. \$171,000 Statewide Transportation Alternatives funds.					Engineering:	150	255	0	0	0
Route: US 24						R/W:	0	0	0	0	0
Job No.: 4P3081						Construction:	0	2,997	0	0	0
Length: 5.92	MPO: Y					FFOS:	0	171	0	0	0
Fund Cat: Taking Care Of System					Fed: 2,602 State: 650 Local: 0	Payments:	0	0	0	0	0
Sec Cat: N- Ada Trans	Awd Date: Fall 16	Anticipated Fed Cat: NHPP									
TIP #: 990214	Future Cost: 0				Estimate Total: 3,402						
County: Jackson	Pavement and ADA Transition Plan improvements from I-470 to US 50. \$20,000 Statewide Transportation Alternatives funds.					Engineering:	10	429	0	0	0
Route: MO 291						R/W:	0	0	0	0	0
Job No.: 4P3128						Construction:	0	3,586	0	0	0
Length: 3.18	MPO: Y					FFOS:	0	20	0	0	0
Fund Cat: Taking Care Of System					Fed: 3,212 State: 803 Local: 0	Payments:	0	0	0	0	0
Sec Cat: N- Ada Trans	Awd Date: Winter 17	Anticipated Fed Cat: NHPP									
TIP #: 	Future Cost: 0				Estimate Total: 4,025						

* Subject to the approval of the Transportation Improvement Plan by the governing Metropolitan Planning Organization.



2017-2021 Highway and Bridge Construction Schedule

Transportation Planning

P.O. Box 270
Jefferson City, MO 65802

Construction contingency applied to construction cost in the year the project is awarded.

Three percent project growth factor compounded annually is applied to right-of-way and construction costs in program years 2, 3, 4, and 5.

No inflation is applied to the Funding From Other Sources (FFOS) or Payments.

Engineering includes PE costs, CE costs and R/W incidentals.

						STATE FISCAL YEAR PROJECT BUDGETING					
						Prior Prog.	7/2016- 6/2017	7/2017- 6/2018	7/2018- 6/2019	7/2019- 6/2020	7/2020- 6/2021
County:	Jackson	Pavement improvements from I-70 to the Kansas state line.				Engineering:	28	328	0	0	0
Route:	IS 35					R/W:	0	0	0	0	0
Job No.:	4I3109					Construction:	0	3,029	0	0	0
Length:	2.78	MPO:	Y			FFOS:	0	0	0	0	0
Fund Cat:	Statewide Interstate And Major Bridge	Fed:	3,021	State:	336	Local:	0				
Sec Cat:	Preventive Maint	Awd Date:	Summer 16	Anticipated Fed Cat:	NHPP	Payments:	0	0	0	0	0
TIP #:	690451	Future Cost:	0	Estimate Total:	3,385						
County:	Jackson	Bridge and corridor improvements from the Kansas State line to just west of I-49. Project involves twin bridges A1240, A1662, A1427, and A0610. Potential Design/Build project.				Engineering:	126	1,000	2,050	4,564	0
Route:	IS 435					R/W:	0	0	5	0	0
Job No.:	4I2337					Construction:	0	0	0	53,057	0
Length:	3.61	MPO:	Y			FFOS:	0	0	0	0	0
Fund Cat:	Flexible & Other	Fed:	54,608	State:	6,068	Local:	0				
Sec Cat:	System Expansion	Awd Date:	2019	Anticipated Fed Cat:	NHFP	Federal Oversight	0	0	0	0	0
TIP #:	690394	Future Cost:	0	Estimate Total:	60,802	Payments:	0	0	0	0	0
County:	Jackson	Pavement improvements from Rte. 24 to Rte. 78 in Kansas City.				Engineering:	13	361	0	0	0
Route:	IS 435					R/W:	0	0	0	0	0
Job No.:	4I3108					Construction:	0	3,182	0	0	0
Length:	1.69	MPO:	Y			FFOS:	0	0	0	0	0
Fund Cat:	Statewide Interstate And Major Bridge	Fed:	3,189	State:	354	Local:	0				
Sec Cat:	Preventive Maint	Awd Date:	Winter 17	Anticipated Fed Cat:	NHPP	Payments:	0	0	0	0	0
TIP #:	690452	Future Cost:	0	Estimate Total:	3,556						
County:	Jackson	Pavement improvements from the bridge over Raytown Road to Rte. W, Bannister Road. \$1,605,000 Open Container funds.				Engineering:	45	150	766	0	0
Route:	IS 435					R/W:	0	0	0	0	0
Job No.:	4I3115					Construction:	0	0	10,620	0	0
Length:	8.10	MPO:	Y			FFOS:	0	0	1,605	0	0
Fund Cat:	Statewide Interstate And Major Bridge	Fed:	10,382	State:	1,154	Local:	0				
Sec Cat:	Preventive Maint	Awd Date:	Fall 17	Anticipated Fed Cat:	NHPP	Payments:	0	0	0	0	0
TIP #:	690453	Future Cost:	0	Estimate Total:	11,581						
County:	Jackson	Pavement improvements from State Line Road to I-470.				Engineering:	5	16	100	435	0
Route:	IS 435					R/W:	0	0	0	0	0
Job No.:	4I3123					Construction:	0	0	0	5,689	0
Length:	3.47	MPO:	Y			FFOS:	0	0	0	0	0
Fund Cat:	Taking Care Of System	Fed:	4,992	State:	1,248	Local:	0				
Sec Cat:	Preventive Maint	Awd Date:	2019	Anticipated Fed Cat:	NHPP	Payments:	0	0	0	0	0
TIP #:	690460	Future Cost:	0	Estimate Total:	6,245						

* Subject to the approval of the Transportation Improvement Plan by the governing Metropolitan Planning Organization.



2017-2021 Highway and Bridge Construction Schedule

Transportation Planning

P.O. Box 270
Jefferson City, MO 65102

Construction contingency applied to construction cost in the year the project is awarded.

Three percent project growth factor compounded annually is applied to right-of-way and construction costs in program years 2, 3, 4, and 5.

No inflation is applied to the Funding From Other Sources (FFOS) or Payments.

Engineering includes PE costs, CE costs and R/W incidentals.

						STATE FISCAL YEAR PROJECT BUDGETING					
						Prior Prog.	7/2016- 6/2017	7/2017- 6/2018	7/2018- 6/2019	7/2019- 6/2020	7/2020- 6/2021
County:	Jackson	Pavement improvements from 3 Trails Crossing to Raytown Road.				Engineering:	14	159	0	0	0
Route:	IS 470					R/W:	0	0	0	0	0
Job No.:	4I3110					Construction:	0	2,110	0	0	0
Length:	2.75	MPO:	Y			FFOS:	0	0	0	0	0
Fund Cat:	Statewide Interstate And Major Bridge	Fed:	2,042	State:	227	Local:	0				
Sec Cat:	Preventive Maint	Awd Date:	Fall 16	Anticipated Fed Cat:	NHPP	Payments:	0	0	0	0	0
TIP #:	690454	Future Cost:	0	Estimate Total:	2,283						
County:	Jackson	Pavement improvements from Raytown Road in Kansas City to 39th Street in Independence. \$1,739,000 Open Container funds.				Engineering:	5	9	85	709	0
Route:	IS 470					R/W:	0	0	0	0	0
Job No.:	4I3119					Construction:	0	0	0	9,721	0
Length:	13.64	MPO:	Y			FFOS:	0	0	0	1,739	0
Fund Cat:	Taking Care Of System	Fed:	8,419	State:	2,105	Local:	0				
Sec Cat:	Rehab And Reconst	Awd Date:	2019	Anticipated Fed Cat:	NHPP	Federal Oversight	0	0	0	0	0
TIP #:	690462	Future Cost:	0	Estimate Total:	10,529	Payments:	0	0	0	0	0
County:	Jackson	Bridge improvements at various locations from Blue Ridge Blvd. to I-70. Project involves twin bridges A1349, A1346, A1347, A2145, A2147, A2149, A2150, A2443, and single bridges A2143, A2142, A2144, A3408, A2122.				Engineering:	0	300	813	0	0
Route:	IS 470					R/W:	0	0	0	0	0
Job No.:	4I3168					Construction:	0	0	9,896	0	0
Length:	14.98	MPO:	Y			FFOS:	0	0	0	0	0
Fund Cat:	Taking Care Of System	Fed:	8,807	State:	2,202	Local:	0				
Sec Cat:	Rehab And Reconst	Awd Date:	Fall 17	Anticipated Fed Cat:	NHPP	Federal Oversight	0	0	0	0	0
TIP #:		Future Cost:	0	Estimate Total:	11,009	Payments:	0	0	0	0	0
County:	Jackson	Install KC Scout DMS Boards on I-470 NB north of Woods Chapel Road and on I-49 NB north of Red Bridge.				Engineering:	0	10	36	0	0
Route:	IS 470					R/W:	0	0	0	0	0
Job No.:	4Q3190					Construction:	0	0	439	0	0
Length:	2.81	MPO:	Y			FFOS:	0	0	0	0	0
Fund Cat:	Taking Care Of System	Fed:	388	State:	97	Local:	0				
Sec Cat:	Systems Operations	Awd Date:	Fall 17	Anticipated Fed Cat:	NHPP	Payments:	0	0	0	0	0
TIP #:		Future Cost:	0	Estimate Total:	485						
County:	Jackson	Pavement improvements from Blue Ridge Boulevard to 163rd Street.				Engineering:	20	20	406	0	0
Route:	IS 49					R/W:	0	0	0	0	0
Job No.:	4I3114					Construction:	0	0	3,847	0	0
Length:	5.78	MPO:	Y			FFOS:	0	0	0	0	0
Fund Cat:	Statewide Interstate And Major Bridge	Fed:	3,845	State:	428	Local:	0				
Sec Cat:	Preventive Maint	Awd Date:	Fall 17	Anticipated Fed Cat:	NHPP	Payments:	0	0	0	0	0
TIP #:	690455	Future Cost:	0	Estimate Total:	4,293						

* Subject to the approval of the Transportation Improvement Plan by the governing Metropolitan Planning Organization.



2017-2021 Highway and Bridge Construction Schedule

Transportation Planning

P.O. Box 270
Jefferson City, MO 65802

Construction contingency applied to construction cost in the year the project is awarded.

Three percent project growth factor compounded annually is applied to right-of-way and construction costs in program years 2, 3, 4, and 5.

No inflation is applied to the Funding From Other Sources (FFOS) or Payments.

Engineering includes PE costs, CE costs and R/W incidentals.

						STATE FISCAL YEAR PROJECT BUDGETING					
						Prior Prog.	7/2016- 6/2017	7/2017- 6/2018	7/2018- 6/2019	7/2019- 6/2020	7/2020- 6/2021
County:	Jackson	Interchange and bridge improvements at 155th Street over I-49 in Grandview, Belton and Kansas City. Project involves bridge A0479.				Engineering:	435	1,224	0	0	0
Route:	IS 49					R/W:	36	0	0	0	0
Job No.:	4P2256					Construction:	0	8,096	0	0	0
Length:	1.51	MPO:	Y			FFOS:	0	0	0	0	0
Fund Cat:	Taking Care Of System	Fed:	7,456	State:	1,864	Local:	0				
Sec Cat:	Rehab And Reconst	Awd Date:	Fall 16	Anticipated Fed Cat:	NHPP	Federal Oversight	0	0	0	0	0
TIP #:	690405	Future Cost:	0	Estimate Total:	9,791	Payments:	0	0	0	0	0
County:	Jackson	Interchange improvements at Rte. 291 South junction in Lee's Summit. Project involves bridge A1483. \$6,800,000 MARC-STP Urban funds and \$8,000,000 from Lee's Summit.				Engineering:	189	2,052	0	0	0
Route:	US 50					R/W:	803	0	0	0	0
Job No.:	4P2292					Construction:	0	11,397	0	0	0
Length:	2.12	MPO:	Y			FFOS:	803	11,397	0	0	0
Fund Cat:	Flexible & Other	Fed:	8,442	State:	410	Local:	4,597				
Sec Cat:	Rehab And Reconst	Awd Date:	Winter 17	Anticipated Fed Cat:	NHPP	Federal Oversight	0	0	0	0	0
TIP #:	690398	Future Cost:	0	Estimate Total:	14,441	Payments:	0	0	0	0	0
County:	Jackson	Pavement improvements from Rte. RA to the Johnson County line.				Engineering:	0	100	482	0	0
Route:	US 50					R/W:	0	0	0	0	0
Job No.:	4P3156					Construction:	0	0	6,113	0	0
Length:	12.58	MPO:	Y			FFOS:	0	0	0	0	0
Fund Cat:	Taking Care Of System	Fed:	5,356	State:	1,339	Local:	0				
Sec Cat:	Preventive Maint	Awd Date:	2018	Anticipated Fed Cat:	NHPP	Payments:	0	0	0	0	0
TIP #:		Future Cost:	0	Estimate Total:	6,695						
County:	Jackson	Pavement improvements from the east end of River Bluffs Bridge to Troost Avenue Bridge.				Engineering:	4	143	0	0	0
Route:	IS 670					R/W:	0	0	0	0	0
Job No.:	4I3116					Construction:	0	1,537	0	0	0
Length:	1.51	MPO:	Y			FFOS:	0	0	0	0	0
Fund Cat:	Statewide Interstate And Major Bridge	Fed:	1,511	State:	169	Local:	0				
Sec Cat:	Preventive Maint	Awd Date:	Summer 16	Anticipated Fed Cat:	NHPP	Payments:	0	0	0	0	0
TIP #:	690457	Future Cost:	0	Estimate Total:	1,684						
County:	Jackson	Bridge improvements over Rte. 24 in Independence. Project involves bridge A2736.				Engineering:	44	145	0	0	0
Route:	MO 7					R/W:	0	0	0	0	0
Job No.:	4S3134					Construction:	0	1,319	0	0	0
Length:	0.10	MPO:	Y			FFOS:	0	0	0	0	0
Fund Cat:	Taking Care Of System	Fed:	1,171	State:	293	Local:	0				
Sec Cat:	Rehab And Reconst	Awd Date:	Winter 17	Anticipated Fed Cat:	NHPP	Payments:	0	0	0	0	0
TIP #:	690468	Future Cost:	0	Estimate Total:	1,508						

* Subject to the approval of the Transportation Improvement Plan by the governing Metropolitan Planning Organization.



2017-2021 Highway and Bridge Construction Schedule

Transportation Planning

P.O. Box 270
Jefferson City, MO 65802

Construction contingency applied to construction cost in the year the project is awarded.

Three percent project growth factor compounded annually is applied to right-of-way and construction costs in program years 2, 3, 4, and 5.

No inflation is applied to the Funding From Other Sources (FFOS) or Payments.

Engineering includes PE costs, CE costs and R/W incidentals.

Construction contingency applied to construction cost in the year the project is awarded. Three percent project growth factor compounded annually is applied to right-of-way and construction costs in program years 2, 3, 4, and 5. No inflation is applied to the Funding From Other Sources (FFOS) or Payments. Engineering includes PE costs, CE costs and R/W incidentals.							STATE FISCAL YEAR PROJECT BUDGETING						
							Prior Prog.	7/2016-	7/2017-	7/2018-	7/2019-	7/2020-	
								6/2017	6/2018	6/2019	6/2020	6/2021	
County: Jackson	Interchange improvements at I-435 within the limits of Kansas City. Project involves bridges A0990, A0991, A0992, A0993.						Engineering:	2,367	2,810	3,130	0	0	0
Route: IS 70							R/W:	0	10	0	0	0	0
Job No.: 4I1597C							Construction:	0	0	36,141	0	0	0
Length: 5.61	MPO: Y						FFOS:	0	0	0	0	0	0
Fund Cat: Taking Care Of System	Fed: 37,882					State: 4,209	Local: 0	Federal Oversight					
Sec Cat: Rehab And Reconst	Awd Date: Fall 17	Anticipated Fed Cat: NHFP											
TIP #:	Future Cost: 0					Estimate Total: 44,458		Payments:	0	0	0	0	0
County: Jackson	Pavement improvements from west of Sterling to the Rte. 291 northbound exit.						Engineering:	5	56	532	0	0	0
Route: IS 70							R/W:	0	0	0	0	0	0
Job No.: 4I3113							Construction:	0	0	6,558	0	0	0
Length: 5.06	MPO: Y						FFOS:	0	0	0	0	0	0
Fund Cat: Statewide Interstate And Major Bridge	Fed: 6,430					State: 716	Local: 0	NHPP					
Sec Cat: Preventive Maint	Awd Date: Fall 17	Anticipated Fed Cat: NHPP											
TIP #:	690458	Future Cost: 0					Estimate Total: 7,151		Payments:	0	0	0	0
County: Jackson	Pavement improvements from Manchester Trafficway to Sterling Road in Kansas City. \$819,000 Open Container funds.						Engineering:	5	5	18	275	0	0
Route: IS 70							R/W:	0	0	0	0	0	0
Job No.: 4I3124							Construction:	0	0	0	4,097	0	0
Length: 3.17	MPO: Y						FFOS:	0	0	0	819	0	0
Fund Cat: Taking Care Of System	Fed: 3,516					State: 879	Local: 0	NHPP					
Sec Cat: Preventive Maint	Awd Date: 2019	Anticipated Fed Cat: NHPP											
TIP #:	690463	Future Cost: 0					Estimate Total: 4,400		Payments:	0	0	0	0
County: Jackson	Pavement improvements from I-670 to Swope Parkway in Kansas City.						Engineering:	30	1	21	0	0	0
Route: US 71							R/W:	0	0	0	0	0	0
Job No.: 4P2332C							Construction:	0	0	105	0	0	0
Length: 3.76	MPO: Y						FFOS:	0	0	0	0	0	0
Fund Cat: Taking Care Of System	Fed: 102					State: 25	Local: 0	NHPP					
Sec Cat: Thin Lift Overlay	Awd Date: Fall 17	Anticipated Fed Cat: NHPP											
TIP #:	Future Cost: 0					Estimate Total: 157		Payments:	0	0	0	0	0
County: Jackson	Pavement and ADA Transition Plan improvements from Rte. W to Swope Parkway in Kansas City. \$167,000 Statewide Transportation Alternatives funds.						Engineering:	0	48	369	0	0	0
Route: US 71							R/W:	0	0	0	0	0	0
Job No.: 4S3153							Construction:	0	0	4,862	0	0	0
Length: 6.32	MPO: Y						FFOS:	0	0	167	0	0	0
Fund Cat: Flexible & Other	Fed: 4,223					State: 1,056	Local: 0	NHPP					
Sec Cat: Preventive Maint	Awd Date: Fall 17	Anticipated Fed Cat: NHPP											
TIP #:	Future Cost: 0					Estimate Total: 5,279		Payments:	0	0	0	0	0

* Subject to the approval of the Transportation Improvement Plan by the governing Metropolitan Planning Organization.



2017-2021 Highway and Bridge Construction Schedule

Transportation Planning

P.O. Box 270
Jefferson City, MO 65802

Construction contingency applied to construction cost in the year the project is awarded.

Three percent project growth factor compounded annually is applied to right-of-way and construction costs in program years 2, 3, 4, and 5.

No inflation is applied to the Funding From Other Sources (FFOS) or Payments.

Engineering includes PE costs, CE costs and R/W incidentals.

						STATE FISCAL YEAR PROJECT BUDGETING					
						Prior Prog.	7/2016- 6/2017	7/2017- 6/2018	7/2018- 6/2019	7/2019- 6/2020	7/2020- 6/2021
County:	Jackson	Remove bridges at 83rd Street over I-435 and I-70 over Truman Road in Kansas City.	Engineering:	0	129	0	0	0	0	0	0
Route:	CST 83RD ST	Project involves bridges A1641 and A0295.	R/W:	0	0	0	0	0	0	0	0
Job No.:	4I3170		Construction:	0	942	0	0	0	0	0	0
Length:	0.11	MPO: Y	FFOS:	0	0	0	0	0	0	0	0
Fund Cat:	Taking Care Of System	Fed: 857 State: 214 Local: 0	Payments:	0	0	0	0	0	0	0	0
Sec Cat:	Systems Operations	Awd Date: Fall 16 Anticipated Fed Cat: NHPP									
TIP #:		Future Cost: 0 Estimate Total: 1,071									
County:	Jackson	Bridge improvements on Bannister Road over Rte. 350 in Lee's Summit. Project involves	Engineering:	82	268	0	0	0	0	0	0
Route:	CST BANNISTER RD	bridge A2445.	R/W:	0	0	0	0	0	0	0	0
Job No.:	4S3133		Construction:	0	2,719	0	0	0	0	0	0
Length:	0.10	MPO: Y	FFOS:	0	0	0	0	0	0	0	0
Fund Cat:	Taking Care Of System	Fed: 2,390 State: 597 Local: 0	Payments:	0	0	0	0	0	0	0	0
Sec Cat:	Rehab And Reconst	Awd Date: Winter 17 Anticipated Fed Cat: NHPP									
TIP #:	690467	Future Cost: 0 Estimate Total: 3,069									
County:	Jackson	Bridge improvements on Colbern Road over I-470 and over Rte. 291 in Lee's Summit.	Engineering:	125	560	0	0	0	0	0	0
Route:	CST COLBERN RD	Project involves bridges A2118 and A2119.	R/W:	0	0	0	0	0	0	0	0
Job No.:	4S3131		Construction:	0	5,270	0	0	0	0	0	0
Length:	0.29	MPO: Y	FFOS:	0	0	0	0	0	0	0	0
Fund Cat:	Taking Care Of System	Fed: 4,664 State: 1,166 Local: 0	Payments:	0	0	0	0	0	0	0	0
Sec Cat:	Rehab And Reconst	Awd Date: Winter 17 Anticipated Fed Cat: S.T.P.									
TIP #:	690465	Future Cost: 0 Estimate Total: 5,955									
County:	Jackson	Bridge improvements on Douglas Road over I-470 in Lee's Summit. Project involves	Engineering:	76	226	0	0	0	0	0	0
Route:	CST DOUGLAS RD	bridge A2117.	R/W:	0	0	0	0	0	0	0	0
Job No.:	4S3132		Construction:	0	2,884	0	0	0	0	0	0
Length:	0.20	MPO: Y	FFOS:	0	0	0	0	0	0	0	0
Fund Cat:	Taking Care Of System	Fed: 2,487 State: 623 Local: 0	Payments:	0	0	0	0	0	0	0	0
Sec Cat:	Rehab And Reconst	Awd Date: Winter 17 Anticipated Fed Cat: S.T.P.									
TIP #:	690466	Future Cost: 0 Estimate Total: 3,186									
County:	Jackson	Bridge improvements at 8th St., 9th St., 10th St., and Chestnut St. over I-70 in Kansas	Engineering:	0	75	212	0	0	0	0	0
Route:	CST EIGHTH ST	City. Project involves bridges L0937, L0938, L0939, and A0292.	R/W:	0	0	0	0	0	0	0	0
Job No.:	4I3198		Construction:	0	0	2,288	0	0	0	0	0
Length:	0.21	MPO: Y	FFOS:	0	0	0	0	0	0	0	0
Fund Cat:	Taking Care Of System	Fed: 2,317 State: 258 Local: 0	Payments:	0	0	0	0	0	0	0	0
Sec Cat:	Rehab And Reconst	Awd Date: 2018 Anticipated Fed Cat: NHPP									
TIP #:		Future Cost: 0 Estimate Total: 2,575									

* Subject to the approval of the Transportation Improvement Plan by the governing Metropolitan Planning Organization.



2017-2021 Highway and Bridge Construction Schedule

Transportation Planning

P.O. Box 270
Jefferson City, MO 65802

Construction contingency applied to construction cost in the year the project is awarded.

Three percent project growth factor compounded annually is applied to right-of-way and construction costs in program years 2, 3, 4, and 5.

No inflation is applied to the Funding From Other Sources (FFOS) or Payments.

Engineering includes PE costs, CE costs and R/W incidentals.

						STATE FISCAL YEAR PROJECT BUDGETING					
						Prior Prog.	7/2016- 6/2017	7/2017- 6/2018	7/2018- 6/2019	7/2019- 6/2020	7/2020- 6/2021
County:	Jackson	Bridge and ADA Transition Plan improvements over I-70 at Rte. F and Rte. H in Oak Grove. Project involves bridge L0986. \$142,000 Statewide Transportation Alternatives funds.				Engineering:	0	73	253	0	0
Route:	RT F					R/W:	0	10	0	0	0
Job No.:	4S3151					Construction:	0	0	2,723	0	0
Length:	0.00	MPO:	Y			FFOS:	0	0	142	0	0
Fund Cat:	Taking Care Of System	Fed:	2,448	State:	611	Local:	0				
Sec Cat:	N- Ada Trans	Awd Date:	2018	Anticipated Fed Cat:	NHPP	Payments:	0	0	0	0	0
TIP #:		Future Cost:	0	Estimate Total:	3,059						
County:	Jackson	Emergency bridge replacement on Grand Avenue over I-670. Project involves bridge A0820.				Engineering:	700	319	0	0	0
Route:	CST GRAND AVE					R/W:	0	0	0	0	0
Job No.:	4S3225					Construction:	0	4,550	0	0	0
Length:	0.03	MPO:	Y			FFOS:	0	0	0	0	0
Fund Cat:	Taking Care Of System	Fed:	3,895	State:	974	Local:	0				
Sec Cat:	Rehab And Reconst	Awd Date:	Summer 16	Anticipated Fed Cat:	NHPP	Federal Oversight	0	0	0	0	0
TIP #:		Future Cost:	0	Estimate Total:	5,569	Payments:	0	0	0	0	0
County:	Jackson	Bridge improvements at Pittman Road, Crysler Street, and Phelps Road over I-70. Project involves bridges L0971, L0974, and L0977.				Engineering:	0	601	1,097	0	0
Route:	CST PITTMAN RD					R/W:	0	10	0	0	0
Job No.:	4I3199					Construction:	0	0	7,144	0	0
Length:	0.16	MPO:	Y			FFOS:	0	0	0	0	0
Fund Cat:	Taking Care Of System	Fed:	7,082	State:	1,770	Local:	0				
Sec Cat:	Rehab And Reconst	Awd Date:	2018	Anticipated Fed Cat:	NHPP	Federal Oversight	0	0	0	0	0
TIP #:		Future Cost:	0	Estimate Total:	8,852	Payments:	0	0	0	0	0
County:	Jackson	Bridge improvements on Raytown Road over I-470 in Kansas City. Project involves bridge A2148.				Engineering:	79	189	0	0	0
Route:	CST RAYTOWN RD					R/W:	0	0	0	0	0
Job No.:	4S3135					Construction:	0	2,028	0	0	0
Length:	0.08	MPO:	Y			FFOS:	0	0	0	0	0
Fund Cat:	Taking Care Of System	AC-State:	1,773	State:	444	Local:	0				
Sec Cat:	Rehab And Reconst	Awd Date:	Winter 17	Anticipated Fed Cat:	S.T.P.	Payments:	0	0	0	0	0
TIP #:	690469	Future Cost:	0	Estimate Total:	2,296						
County:	Jackson	Bridge improvements over Blue River Road. Project involves twin bridges A2352.				Engineering:	0	244	0	0	0
Route:	RT W					R/W:	0	0	0	0	0
Job No.:	4S3148					Construction:	0	1,658	0	0	0
Length:	0.50	MPO:	Y			FFOS:	0	0	0	0	0
Fund Cat:	Taking Care Of System	Fed:	1,521	State:	381	Local:	0				
Sec Cat:	Rehab And Reconst	Awd Date:	Winter 17	Anticipated Fed Cat:	NHPP	Payments:	0	0	0	0	0
TIP #:		Future Cost:	0	Estimate Total:	1,902						

* Subject to the approval of the Transportation Improvement Plan by the governing Metropolitan Planning Organization.

Jun-13-2016

Section 4 - 12

District Kansas City

TMA

Dollars in Thousands



2017-2021 Highway and Bridge Construction Schedule

Transportation Planning

P.O. Box 270
Jefferson City, MO 65102

Construction contingency applied to construction cost in the year the project is awarded.

Three percent project growth factor compounded annually is applied to right-of-way and construction costs in program years 2, 3, 4, and 5.

No inflation is applied to the Funding From Other Sources (FFOS) or Payments.

Engineering includes PE costs, CE costs and R/W incidentals.

Construction contingency applied to construction cost in the year the project is awarded. Three percent project growth factor compounded annually is applied to right-of-way and construction costs in program years 2, 3, 4, and 5. No inflation is applied to the Funding From Other Sources (FFOS) or Payments. Engineering includes PE costs, CE costs and R/W incidentals.							STATE FISCAL YEAR PROJECT BUDGETING						
							Prior Prog.	7/2016- 6/2017	7/2017- 6/2018	7/2018- 6/2019	7/2019- 6/2020	7/2020- 6/2021	
County: Platte	Pavement improvements from I-29 to east of Rte. 169.						Engineering:	0	259	0	0	0	0
Route: MO 152							R/W:	0	0	0	0	0	0
Job No.: 4S3149							Construction:	0	2,724	0	0	0	0
Length: 4.12	MPO: Y							FFOS:	0	0	0	0	0
Fund Cat: Flexible & Other	Fed: 2,387 State: 596 Local: 0						Payments:	0	0	0	0	0	0
Sec Cat: Preventive Maint	Awd Date: Winter 17	Anticipated Fed Cat: NHPP											
TIP #: 	Future Cost: 0 Estimate Total: 2,983												
County: Platte	Install median guard cable from I-435 to Congress Ave.						Engineering:	0	10	163	0	0	0
Route: MO 152							R/W:	0	0	0	0	0	0
Job No.: 4S3207							Construction:	0	0	1,125	0	0	0
Length: 4.81	MPO: Y							FFOS:	0	0	0	0	0
Fund Cat: Safety	Fed: 1,167 State: 131 Local: 0						Payments:	0	0	0	0	0	0
Sec Cat: Safety	Awd Date: 2018	Anticipated Fed Cat: Safety											
TIP #: 	Future Cost: 0 Estimate Total: 1,298												
County: Platte	Pavement improvements from Todd Creek to US 69 (Vivion Rd.). \$1,525,000 Open Container funds.						Engineering:	36	1,232	0	0	0	0
Route: IS 29							R/W:	0	0	0	0	0	0
Job No.: 4I3105							Construction:	0	11,880	0	0	0	0
Length: 12.27	MPO: Y							FFOS:	0	1,525	0	0	0
Fund Cat: Statewide Interstate And Major Bridge	Fed: 11,800 State: 1,312 Local: 0						Payments:	0	0	0	0	0	0
Sec Cat: Preventive Maint	Awd Date: Winter 17	Anticipated Fed Cat: NHPP <div>Federal Oversight</div>											
TIP #: 490147	Future Cost: 0 Estimate Total: 13,148												
County: Platte	Pavement improvements from I-29 to Cookingham Drive in Kansas City.						Engineering:	5	20	49	419	0	0
Route: IS 435							R/W:	0	0	0	0	0	0
Job No.: 4I3122							Construction:	0	0	0	5,625	0	0
Length: 6.09	MPO: Y							FFOS:	0	0	0	0	0
Fund Cat: Taking Care Of System	Fed: 4,890 State: 1,223 Local: 0						Payments:	0	0	0	0	0	0
Sec Cat: Preventive Maint	Awd Date: 2019	Anticipated Fed Cat: NHPP											
TIP #: 490146	Future Cost: 0 Estimate Total: 6,118												
County: Platte	Corridor improvements, including roadway widening and bicycle/pedestrian accommodations, from Rte. K to east of I-435 in Platte County. \$3,163,740 Cost Share, \$5,794,000 MARC STP-Urban and \$1,448,500 Platte County funds.						Engineering:	938	1,272	0	0	0	0
Route: MO 45							R/W:	1,145	0	0	0	0	0
Job No.: 4U1108C							Construction:	0	9,322	0	0	0	0
Length: 1.39	MPO: Y							FFOS:	1,145	9,262	0	0	0
Fund Cat: Flexible & Other	Fed: 8,476 State: 898 Local: 1,220						Payments:	0	0	0	0	0	0
Sec Cat: System Expansion	Awd Date: Summer 16	Anticipated Fed Cat: NHPP <div>Federal Oversight</div>											
TIP #: 490135	Future Cost: 0 Estimate Total: 12,677												

* Subject to the approval of the Transportation Improvement Plan by the governing Metropolitan Planning Organization.



2017-2021 Highway and Bridge Construction Schedule

Transportation Planning

P.O. Box 270
Jefferson City, MO 65802

Construction contingency applied to construction cost in the year the project is awarded.

Three percent project growth factor compounded annually is applied to right-of-way and construction costs in program years 2, 3, 4, and 5.

No inflation is applied to the Funding From Other Sources (FFOS) or Payments.

Engineering includes PE costs, CE costs and R/W incidentals.

						STATE FISCAL YEAR PROJECT BUDGETING					
						Prior Prog.	7/2016- 6/2017	7/2017- 6/2018	7/2018- 6/2019	7/2019- 6/2020	7/2020- 6/2021
County: Platte	Install median guard cable from I-635 to Rte. 169.					Engineering:	0	5	66	0	0
Route: MO 9						R/W:	0	0	0	0	0
Job No.: 4S3208						Construction:	0	0	462	0	0
Length: 1.33	MPO: Y					FFOS:	0	0	0	0	0
Fund Cat: Safety					Fed: 479 State: 54 Local: 0	Payments:	0	0	0	0	0
Sec Cat: Urban Safety	Awd Date: 2018	Anticipated Fed Cat: Safety									
TIP #:	Future Cost: 0				Estimate Total: 533						
County: Platte	Pavement improvements from Rte. 371 in Platte City to Rte. DD. Includes Rte. 273 from Rte. 371 to Spur 92, Spur 92 from Rte. 273 to Rte. 92, and Rte. 92 from Spur 92 to Rte. DD. \$282,000 Open Container funds.					Engineering:	40	297	0	0	0
Route: MO 92						R/W:	0	0	0	0	0
Job No.: 4P3139						Construction:	0	3,571	0	0	0
Length: 15.24	MPO: Y					FFOS:	0	282	0	0	0
Fund Cat: Taking Care Of System					AC-State: 3,095 State: 773 Local: 0	Payments:	0	0	0	0	0
Sec Cat: Rehab And Reconst	Awd Date: Fall 16	Anticipated Fed Cat: NHPP									
TIP #:	Future Cost: 0				Estimate Total: 3,908						
County: Platte	Bridge improvements at Bee Creek. Project involves bridge H0917.					Engineering:	21	65	126	0	0
Route: RT Z						R/W:	0	0	0	0	0
Job No.: 4S2219						Construction:	0	0	877	0	0
Length: 0.10	MPO: Y					FFOS:	0	0	0	0	0
Fund Cat: Taking Care Of System					Fed: 854 State: 214 Local: 0	Payments:	0	0	0	0	0
Sec Cat: Preventive Maint	Awd Date: 2018	Anticipated Fed Cat: NHPP									
TIP #:	Future Cost: 0				Estimate Total: 1,089						
County: Various	Job Order Contracting for asphalt pavement repair at various interstate locations in the urban Kansas City District.					Engineering:	0	70	0	0	0
Route: Various						R/W:	0	0	0	0	0
Job No.: 0I3003F						Construction:	0	1,000	0	0	0
Length: 0.00	MPO: Y					FFOS:	0	0	0	0	0
Fund Cat: Statewide Interstate And Major Bridge					Fed: 963 State: 107 Local: 0	Payments:	0	0	0	0	0
Sec Cat: Preventive Maint	Awd Date: Spring 17	Anticipated Fed Cat: NHPP									
TIP #:	Future Cost: 0				Estimate Total: 1,070						
County: Various	Job Order Contracting for concrete pavement repair at various interstate locations in the urban Kansas City District.					Engineering:	0	70	0	0	0
Route: Various						R/W:	0	0	0	0	0
Job No.: 0I3003G						Construction:	0	1,000	0	0	0
Length: 0.00	MPO: Y					FFOS:	0	0	0	0	0
Fund Cat: Statewide Interstate And Major Bridge					Fed: 963 State: 107 Local: 0	Payments:	0	0	0	0	0
Sec Cat: Preventive Maint	Awd Date: Spring 17	Anticipated Fed Cat: NHPP									
TIP #:	Future Cost: 0				Estimate Total: 1,070						

* Subject to the approval of the Transportation Improvement Plan by the governing Metropolitan Planning Organization.



2017-2021 Highway and Bridge Construction Schedule

Transportation Planning

P.O. Box 270
Jefferson City, MO 65802

Construction contingency applied to construction cost in the year the project is awarded.

Three percent project growth factor compounded annually is applied to right-of-way and construction costs in program years 2, 3, 4, and 5.

No inflation is applied to the Funding From Other Sources (FFOS) or Payments.

Engineering includes PE costs, CE costs and R/W incidentals.

Construction contingency applied to construction cost in the year the project is awarded. Three percent project growth factor compounded annually is applied to right-of-way and construction costs in program years 2, 3, 4, and 5. No inflation is applied to the Funding From Other Sources (FFOS) or Payments. Engineering includes PE costs, CE costs and R/W incidentals.							STATE FISCAL YEAR PROJECT BUDGETING					
							Prior Prog.	7/2016-	7/2017-	7/2018-	7/2019-	7/2020-
								6/2017	6/2018	6/2019	6/2020	6/2021
County: Various Route: Various Job No.: 0P3020E Length: 0.00 MPO: Y Fund Cat: Safety Sec Cat: Safety TIP #: Awd Date: 2020 Future Cost: 0	Safety projects at various locations in urban Kansas City District. \$2,558,000 Open Container funds. Fed: 2,515 State: 280 Local: 0 Anticipated Fed Cat: Safety Estimate Total: 2,795					Engineering:	0	0	0	0	0	
						R/W:	0	0	0	0	0	
						Construction:	0	0	0	0	2,795	
						FFOS:	0	0	0	0	2,558	
						Payments:	0	0	0	0	0	
County: Various Route: Various Job No.: 0P3021E Length: 0.00 MPO: Y Fund Cat: Safety Sec Cat: Safety TIP #: Awd Date: 2021 Future Cost: 0	Safety projects at various locations in the urban Kansas City District. \$2,558,000 Open Container funds. Fed: 2,591 State: 288 Local: 0 Anticipated Fed Cat: Safety Estimate Total: 2,879					Engineering:	0	0	0	0	0	
						R/W:	0	0	0	0	0	
						Construction:	0	0	0	0	2,879	
						FFOS:	0	0	0	0	2,558	
						Payments:	0	0	0	0	0	
County: Various Route: Various Job No.: 0S3017E Length: 0.00 MPO: Y Fund Cat: Taking Care Of System Sec Cat: N- Ada Trans TIP #: Awd Date: 2017 Future Cost: 0	ADA Transition Plan improvements at various locations in the urban Kansas City District. \$838,000 from Statewide Transportation Alternatives funds. Fed: 670 State: 168 Local: 0 Anticipated Fed Cat: S.T.P. Estimate Total: 838					Engineering:	0	0	0	0	0	
						R/W:	0	0	0	0	0	
						Construction:	0	838	0	0	0	
						FFOS:	0	838	0	0	0	
						Payments:	0	0	0	0	0	
County: Various Route: Various Job No.: 0S3018E Length: 0.00 MPO: Y Fund Cat: Taking Care Of System Sec Cat: N- Ada Trans TIP #: Awd Date: 2018 Future Cost: 0	ADA Transition Plan improvements at various locations in the urban Kansas City District. \$1,134,000 from Statewide Transportation Alternatives funds. Fed: 934 State: 234 Local: 0 Anticipated Fed Cat: S.T.P. Estimate Total: 1,168					Engineering:	0	0	0	0	0	
						R/W:	0	0	0	0	0	
						Construction:	0	0	1,168	0	0	
						FFOS:	0	0	1,134	0	0	
						Payments:	0	0	0	0	0	
County: Various Route: Various Job No.: 0S3019E Length: 0.00 MPO: Y Fund Cat: Taking Care Of System Sec Cat: N- Ada Trans TIP #: Awd Date: 2019 Future Cost: 0	ADA Transition Plan improvements at various locations in the urban Kansas City District. \$1,000,000 from Statewide Transportation Alternatives funds. Fed: 1,265 State: 316 Local: 0 Anticipated Fed Cat: S.T.P. Estimate Total: 1,581					Engineering:	0	0	0	0	0	
						R/W:	0	0	0	0	0	
						Construction:	0	0	0	1,581	0	
						FFOS:	0	0	0	1,490	0	
						Payments:	0	0	0	0	0	

* Subject to the approval of the Transportation Improvement Plan by the governing Metropolitan Planning Organization.



2017-2021 Highway and Bridge Construction Schedule

Transportation Planning

P.O. Box 270
Jefferson City, MO 65802

Construction contingency applied to construction cost in the year the project is awarded.

Three percent project growth factor compounded annually is applied to right-of-way and construction costs in program years 2, 3, 4, and 5.

No inflation is applied to the Funding From Other Sources (FFOS) or Payments.

Engineering includes PE costs, CE costs and R/W incidentals.

						STATE FISCAL YEAR PROJECT BUDGETING					
						Prior Prog.	7/2016- 6/2017	7/2017- 6/2018	7/2018- 6/2019	7/2019- 6/2020	7/2020- 6/2021
County: Various	ADA Transition Plan improvements at various locations in the urban Kansas City	Engineering:	0	0	0	0	0	0	0	0	0
Route: Various	District. \$1,528,000 from Statewide Transportation Alternatives funds.	R/W:	0	0	0	0	0	0	0	0	0
Job No.: 0S3020E		Construction:	0	0	0	0	1,670	0			
Length: 0.00	MPO: N	FFOS:	0	0	0	0	1,528	0			
Fund Cat: Taking Care Of System	Fed: 1,336 State: 334 Local: 0	Payments:	0	0	0	0	0	0	0	0	0
Sec Cat: N- Ada Trans	Awd Date: 2020 Anticipated Fed Cat: S.T.P.										
TIP #: Future Cost: 0	Estimate Total: 1,670										
County: Various	ADA Transition Plan improvements at various locations in the urban Kansas City	Engineering:	0	0	0	0	0	0	0	0	0
Route: Various	District. \$1,528,000 from Statewide Transportation Alternatives funds.	R/W:	0	0	0	0	0	0	0	0	0
Job No.: 0S3021E		Construction:	0	0	0	0	0	1,720			
Length: 0.00	MPO: Y	FFOS:	0	0	0	0	0	1,528			
Fund Cat: Taking Care Of System	Fed: 1,376 State: 344 Local: 0	Payments:	0	0	0	0	0	0	0	0	0
Sec Cat: N- Ada Trans	Awd Date: 2021 Anticipated Fed Cat: S.T.P.										
TIP #: Future Cost: 0	Estimate Total: 1,720										
County: Various	Job Order Contracting for guard cable and guardrail repair at various locations in the urban Kansas City District.	Engineering:	10	329	0	0	0	0	0	0	0
Route: Various		R/W:	0	0	0	0	0	0	0	0	0
Job No.: 4I3011		Construction:	0	3,843	0	0	0	0	0	0	0
Length: 0.00	MPO: Y	FFOS:	0	0	0	0	0	0	0	0	0
Fund Cat: Taking Care Of System	Fed: 3,337 State: 835 Local: 0	Payments:	0	0	0	0	0	0	0	0	0
Sec Cat: Routine Maintenance	Awd Date: Spring 17 Anticipated Fed Cat: S.T.P.										
TIP #: 990206	Future Cost: 0 Estimate Total: 4,182										
County: Various	Job Order Contracting for bridge repairs at various locations in the urban Kansas City District.	Engineering:	0	0	0	122	0	0	0	0	0
Route: Various		R/W:	0	0	0	0	0	0	0	0	0
Job No.: 4I3019		Construction:	0	0	0	1,591	0	0	0	0	0
Length: 0.00	MPO: Y	FFOS:	0	0	0	0	0	0	0	0	0
Fund Cat: Taking Care Of System	AC-State: 1,541 State: 172 Local: 0	Payments:	0	0	0	0	0	0	0	0	0
Sec Cat: Rehab And Reconst	Awd Date: 2019 Anticipated Fed Cat: NHPP										
TIP #: 990207	Future Cost: 0 Estimate Total: 1,713										
County: Various	Job Order Contracting for guard cable and guardrail repair at various locations in the urban Kansas City District.	Engineering:	1	1	371	0	0	0	0	0	0
Route: Various		R/W:	0	0	0	0	0	0	0	0	0
Job No.: 4I3042		Construction:	0	0	4,355	0	0	0	0	0	0
Length: 0.00	MPO: Y	FFOS:	0	0	0	0	0	0	0	0	0
Fund Cat: Taking Care Of System	Fed: 3,782 State: 945 Local: 0	Payments:	0	0	0	0	0	0	0	0	0
Sec Cat: Routine Maintenance	Awd Date: 2018 Anticipated Fed Cat: S.T.P.										
TIP #: 990208	Future Cost: 0 Estimate Total: 4,728										

* Subject to the approval of the Transportation Improvement Plan by the governing Metropolitan Planning Organization.



2017-2021 Highway and Bridge Construction Schedule

Transportation Planning

P.O. Box 270
Jefferson City, MO 65802

Construction contingency applied to construction cost in the year the project is awarded.

Three percent project growth factor compounded annually is applied to right-of-way and construction costs in program years 2, 3, 4, and 5.

No inflation is applied to the Funding From Other Sources (FFOS) or Payments.

Engineering includes PE costs, CE costs and R/W incidentals.

						STATE FISCAL YEAR PROJECT BUDGETING					
						Prior Prog.	7/2016- 6/2017	7/2017- 6/2018	7/2018- 6/2019	7/2019- 6/2020	7/2020- 6/2021
County: Various	Job Order Contracting for lighting repair at various locations in the urban Kansas City	Engineering:	0	46	0	0	0	0	0	0	0
Route: Various	District.	R/W:	0	0	0	0	0	0	0	0	0
Job No.: 4I3150		Construction:	0	408	0	0	0	0	0	0	0
Length: 0.00	MPO: Y	FFOS:	0	0	0	0	0	0	0	0	0
Fund Cat: Taking Care Of System	Fed: 0 State: 454 Local: 0	Payments:	0	0	0	0	0	0	0	0	0
Sec Cat: Routine Maintenance	Awd Date: Spring 17 Anticipated Fed Cat: State										
TIP #: Future Cost: 0 Estimate Total: 454											
County: Various	Job Order Contracting for guard cable and guardrail repair at various locations in the urban Kansas City District.	Engineering:	0	0	46	364	0	0	0	0	0
Route: Various		R/W:	0	0	0	0	0	0	0	0	0
Job No.: 4I3154		Construction:	0	0	0	4,933	0	0	0	0	0
Length: 0.00	MPO: Y	FFOS:	0	0	0	0	0	0	0	0	0
Fund Cat: Taking Care Of System	Fed: 4,274 State: 1,069 Local: 0	Payments:	0	0	0	0	0	0	0	0	0
Sec Cat: Routine Maintenance	Awd Date: 2019 Anticipated Fed Cat: S.T.P.										
TIP #: Future Cost: 0 Estimate Total: 5,343											
County: Various	Job Order Contracting for guard cable and guardrail repair at various locations in the urban Kansas City District.	Engineering:	0	0	0	50	401	0	0	0	0
Route: Various		R/W:	0	0	0	0	0	0	0	0	0
Job No.: 4I3155		Construction:	0	0	0	0	5,589	0	0	0	0
Length: 0.00	MPO: Y	FFOS:	0	0	0	0	0	0	0	0	0
Fund Cat: Taking Care Of System	Fed: 4,832 State: 1,208 Local: 0	Payments:	0	0	0	0	0	0	0	0	0
Sec Cat: Routine Maintenance	Awd Date: 2020 Anticipated Fed Cat: S.T.P.										
TIP #: Future Cost: 0 Estimate Total: 6,040											
County: Various	Bridge slope protection repairs at various locations in the urban Kansas City District.	Engineering:	0	59	0	0	0	0	0	0	0
Route: Various		R/W:	0	0	0	0	0	0	0	0	0
Job No.: 4I3164		Construction:	0	500	0	0	0	0	0	0	0
Length: 0.00	MPO: Y	FFOS:	0	0	0	0	0	0	0	0	0
Fund Cat: Taking Care Of System	Fed: 447 State: 112 Local: 0	Payments:	0	0	0	0	0	0	0	0	0
Sec Cat: Rehab And Reconst	Awd Date: Fall 16 Anticipated Fed Cat: NHPP										
TIP #: Future Cost: 0 Estimate Total: 559											
County: Various	Job Order Contracting for guard cable and guardrail repair at various locations in the urban Kansas City District.	Engineering:	0	0	0	0	45	429	0	0	0
Route: Various		R/W:	0	0	0	0	0	0	0	0	0
Job No.: 4I3172		Construction:	0	0	0	0	0	6,045	0	0	0
Length: 0.00	MPO: Y	FFOS:	0	0	0	0	0	0	0	0	0
Fund Cat: Taking Care Of System	Fed: 5,215 State: 1,304 Local: 0	Payments:	0	0	0	0	0	0	0	0	0
Sec Cat: Routine Maintenance	Awd Date: 2021 Anticipated Fed Cat: S.T.P.										
TIP #: Future Cost: 0 Estimate Total: 6,519											

* Subject to the approval of the Transportation Improvement Plan by the governing Metropolitan Planning Organization.



2017-2021 Highway and Bridge Construction Schedule

Transportation Planning

P.O. Box 270
Jefferson City, MO 65102

Construction contingency applied to construction cost in the year the project is awarded.

Three percent project growth factor compounded annually is applied to right-of-way and construction costs in program years 2, 3, 4, and 5.

No inflation is applied to the Funding From Other Sources (FFOS) or Payments.

Engineering includes PE costs, CE costs and R/W incidentals.

						STATE FISCAL YEAR PROJECT BUDGETING					
						Prior Prog.	7/2016- 6/2017	7/2017- 6/2018	7/2018- 6/2019	7/2019- 6/2020	7/2020- 6/2021
County: Various	Job Order Contracting for lighting repair at various locations in the urban Kansas City	Engineering:	0	8	31	0	0	0	0	0	0
Route: Various	District.	R/W:	0	0	0	0	0	0	0	0	0
Job No.: 4I3173		Construction:	0	0	315	0	0	0	0	0	0
Length: 0.00	MPO: Y	FFOS:	0	0	0	0	0	0	0	0	0
Fund Cat: Taking Care Of System	Fed: 0 State: 354 Local: 0	Payments:	0	0	0	0	0	0	0	0	0
Sec Cat: Routine Maintenance	Awd Date: 2018 Anticipated Fed Cat: State										
TIP #: Future Cost: 0 Estimate Total: 354											
County: Various	Job Order Contracting for lighting repair at various locations in the urban Kansas City	Engineering:	0	0	8	31	0	0	0	0	0
Route: Various	District.	R/W:	0	0	0	0	0	0	0	0	0
Job No.: 4I3174		Construction:	0	0	0	325	0	0	0	0	0
Length: 0.00	MPO: Y	FFOS:	0	0	0	0	0	0	0	0	0
Fund Cat: Taking Care Of System	Fed: 0 State: 364 Local: 0	Payments:	0	0	0	0	0	0	0	0	0
Sec Cat: Routine Maintenance	Awd Date: 2019 Anticipated Fed Cat: State										
TIP #: Future Cost: 0 Estimate Total: 364											
County: Various	Job Order Contracting for bridge repairs at various locations in the urban Kansas City	Engineering:	0	0	0	0	122	0	0	0	0
Route: Various	District.	R/W:	0	0	0	0	0	0	0	0	0
Job No.: 4I3175		Construction:	0	0	0	0	1,672	0	0	0	0
Length: 0.00	MPO: Y	FFOS:	0	0	0	0	0	0	0	0	0
Fund Cat: Taking Care Of System	Fed: 1,614 State: 180 Local: 0	Payments:	0	0	0	0	0	0	0	0	0
Sec Cat: Preventive Maint	Awd Date: 2020 Anticipated Fed Cat: NHPP										
TIP #: Future Cost: 0 Estimate Total: 1,794											
County: Various	Job Order Contracting for bridge repairs at various locations in the urban Kansas City	Engineering:	0	0	0	0	0	0	0	122	0
Route: Various	District.	R/W:	0	0	0	0	0	0	0	0	0
Job No.: 4I3176		Construction:	0	0	0	0	0	0	0	1,722	0
Length: 0.00	MPO: Y	FFOS:	0	0	0	0	0	0	0	0	0
Fund Cat: Taking Care Of System	Fed: 1,659 State: 185 Local: 0	Payments:	0	0	0	0	0	0	0	0	0
Sec Cat: Preventive Maint	Awd Date: 2021 Anticipated Fed Cat: NHPP										
TIP #: Future Cost: 0 Estimate Total: 1,844											
County: Various	Job Order Contracting for asphalt pavement repair at various major route locations in the urban Kansas City District.	Engineering:	1	40	0	0	0	0	0	0	0
Route: Various		R/W:	0	0	0	0	0	0	0	0	0
Job No.: 4P3060		Construction:	0	500	0	0	0	0	0	0	0
Length: 0.00	MPO: Y	FFOS:	0	0	0	0	0	0	0	0	0
Fund Cat: Taking Care Of System	Fed: 432 State: 108 Local: 0	Payments:	0	0	0	0	0	0	0	0	0
Sec Cat: Low Type Resurfacing	Awd Date: Spring 17 Anticipated Fed Cat: NHPP										
TIP #: 990221 Future Cost: 0 Estimate Total: 541											

* Subject to the approval of the Transportation Improvement Plan by the governing Metropolitan Planning Organization.



2017-2021 Highway and Bridge Construction Schedule

Transportation Planning

P.O. Box 270
Jefferson City, MO 65802

Construction contingency applied to construction cost in the year the project is awarded.

Three percent project growth factor compounded annually is applied to right-of-way and construction costs in program years 2, 3, 4, and 5.

No inflation is applied to the Funding From Other Sources (FFOS) or Payments.

Engineering includes PE costs, CE costs and R/W incidentals.

						STATE FISCAL YEAR PROJECT BUDGETING					
						Prior Prog.	7/2016- 6/2017	7/2017- 6/2018	7/2018- 6/2019	7/2019- 6/2020	7/2020- 6/2021
County: Various	Job Order Contracting for concrete pavement repair at various major route locations in the urban Kansas City District.	Engineering:	1	40	0	0	0	0	0	0	0
Route: Various		R/W:	0	0	0	0	0	0	0	0	0
Job No.: 4P3061		Construction:	0	500	0	0	0	0	0	0	0
Length: 0.00	MPO: Y	FFOS:	0	0	0	0	0	0	0	0	0
Fund Cat: Taking Care Of System	Fed: 432 State: 108 Local: 0	Payments:	0	0	0	0	0	0	0	0	0
Sec Cat: Low Type Resurfacing	Awd Date: Spring 17 Anticipated Fed Cat: NHPP										
TIP #: 990222	Future Cost: 0 Estimate Total: 541										
County: Various	Job Order Contracting for bridge repairs at various locations in the urban Kansas City District.	Engineering:	10	120	0	0	0	0	0	0	0
Route: Various		R/W:	0	0	0	0	0	0	0	0	0
Job No.: 4P3062		Construction:	0	1,500	0	0	0	0	0	0	0
Length: 0.00	MPO: Y	FFOS:	0	0	0	0	0	0	0	0	0
Fund Cat: Taking Care Of System	Fed: 1,296 State: 324 Local: 0	Payments:	0	0	0	0	0	0	0	0	0
Sec Cat: Preventive Maint	Awd Date: Spring 17 Anticipated Fed Cat: NHPP										
TIP #: 990223	Future Cost: 0 Estimate Total: 1,630										
County: Various	Job Order Contracting for asphalt pavement repair at various major route locations in the urban Kansas City District.	Engineering:	1	1	40	0	0	0	0	0	0
Route: Various		R/W:	0	0	0	0	0	0	0	0	0
Job No.: 4P3063		Construction:	0	0	515	0	0	0	0	0	0
Length: 0.00	MPO: Y	FFOS:	0	0	0	0	0	0	0	0	0
Fund Cat: Taking Care Of System	Fed: 445 State: 111 Local: 0	Payments:	0	0	0	0	0	0	0	0	0
Sec Cat: Low Type Resurfacing	Awd Date: 2018 Anticipated Fed Cat: NHPP										
TIP #: 990224	Future Cost: 0 Estimate Total: 557										
County: Various	Job Order Contracting for concrete pavement repair at various major route locations in the urban Kansas City District.	Engineering:	2	2	40	0	0	0	0	0	0
Route: Various		R/W:	0	0	0	0	0	0	0	0	0
Job No.: 4P3064		Construction:	0	0	515	0	0	0	0	0	0
Length: 0.00	MPO: Y	FFOS:	0	0	0	0	0	0	0	0	0
Fund Cat: Taking Care Of System	Fed: 446 State: 111 Local: 0	Payments:	0	0	0	0	0	0	0	0	0
Sec Cat: Low Type Resurfacing	Awd Date: 2018 Anticipated Fed Cat: NHPP										
TIP #: 990225	Future Cost: 0 Estimate Total: 559										
County: Various	Job Order Contracting for bridge repairs at various locations in the urban Kansas City District.	Engineering:	10	10	120	0	0	0	0	0	0
Route: Various		R/W:	0	0	0	0	0	0	0	0	0
Job No.: 4P3065		Construction:	0	0	1,545	0	0	0	0	0	0
Length: 0.00	MPO: Y	FFOS:	0	0	0	0	0	0	0	0	0
Fund Cat: Taking Care Of System	Fed: 1,340 State: 335 Local: 0	Payments:	0	0	0	0	0	0	0	0	0
Sec Cat: Preventive Maint	Awd Date: 2018 Anticipated Fed Cat: NHPP										
TIP #: 990226	Future Cost: 0 Estimate Total: 1,685										

* Subject to the approval of the Transportation Improvement Plan by the governing Metropolitan Planning Organization.



2017-2021 Highway and Bridge Construction Schedule

Construction contingency applied to construction cost in the year the project is awarded.

Three percent project growth factor compounded annually is applied to right-of-way and construction costs in program years 2, 3, 4, and 5.

No inflation is applied to the Funding From Other Sources (FFOS) or Payments.

Engineering includes PE costs, CE costs and R/W incidentals.

						STATE FISCAL YEAR PROJECT BUDGETING					
						Prior Prog.	7/2016- 6/2017	7/2017- 6/2018	7/2018- 6/2019	7/2019- 6/2020	7/2020- 6/2021
County: Various	Job Order Contracting for fence repair at various locations in the urban Kansas City	Engineering:	2	10	0	0	0	0	0	0	0
Route: Various	District.	R/W:	0	0	0	0	0	0	0	0	0
Job No.: 4P3117		Construction:	0	102	0	0	0	0	0	0	0
Length: 0.00	MPO: Y	FFOS:	0	0	0	0	0	0	0	0	0
Fund Cat: Taking Care Of System	Fed: 0 State: 112 Local: 0	Payments:	0	0	0	0	0	0	0	0	0
Sec Cat: Routine Maintenance	Awd Date: Spring 17 Anticipated Fed Cat: State										
TIP #: Future Cost: 0 Estimate Total: 114											
County: Various	Job Order Contracting for fence repair at various locations in the urban Kansas City	Engineering:	2	2	10	0	0	0	0	0	0
Route: Various	District.	R/W:	0	0	0	0	0	0	0	0	0
Job No.: 4P3118		Construction:	0	0	105	0	0	0	0	0	0
Length: 0.00	MPO: Y	FFOS:	0	0	0	0	0	0	0	0	0
Fund Cat: Taking Care Of System	Fed: 0 State: 117 Local: 0	Payments:	0	0	0	0	0	0	0	0	0
Sec Cat: Routine Maintenance	Awd Date: 2018 Anticipated Fed Cat: State										
TIP #: Future Cost: 0 Estimate Total: 119											
County: Various	Signal improvements at various locations in Clay, Platte and Jackson counties in the urban Kansas City District. \$450,000 Open Container Funds, \$50,000 District Operations	Engineering:	25	44	0	0	0	0	0	0	0
Route: Various	Budget.	R/W:	0	0	0	0	0	0	0	0	0
Job No.: 4P3142		Construction:	0	500	0	0	0	0	0	0	0
Length: 0.00	MPO: Y	FFOS:	0	500	0	0	0	0	0	0	0
Fund Cat: Taking Care Of System	AC-State: 435 State: 109 Local: 0	Payments:	0	0	0	0	0	0	0	0	0
Sec Cat: Systems Operations	Awd Date: Summer 16 Anticipated Fed Cat: S.T.P.										
TIP #: Future Cost: 0 Estimate Total: 569											
County: Various	Signal improvements at various locations in the urban Kansas City District.	Engineering:	0	6	19	0	0	0	0	0	0
Route: Various		R/W:	0	0	0	0	0	0	0	0	0
Job No.: 4P3163		Construction:	0	0	206	0	0	0	0	0	0
Length: 0.00	MPO: Y	FFOS:	0	0	0	0	0	0	0	0	0
Fund Cat: Taking Care Of System	Fed: 185 State: 46 Local: 0	Payments:	0	0	0	0	0	0	0	0	0
Sec Cat: Systems Operations	Awd Date: 2018 Anticipated Fed Cat: S.T.P.										
TIP #: Future Cost: 0 Estimate Total: 231											
County: Various	Job Order Contracting for fence repair at various locations in the urban Kansas City	Engineering:	0	0	2	9	0	0	0	0	0
Route: Various	District.	R/W:	0	0	0	0	0	0	0	0	0
Job No.: 4P3171		Construction:	0	0	0	108	0	0	0	0	0
Length: 0.00	MPO: Y	FFOS:	0	0	0	0	0	0	0	0	0
Fund Cat: Taking Care Of System	Fed: 0 State: 119 Local: 0	Payments:	0	0	0	0	0	0	0	0	0
Sec Cat: Routine Maintenance	Awd Date: 2019 Anticipated Fed Cat: State										
TIP #: Future Cost: 0 Estimate Total: 119											

* Subject to the approval of the Transportation Improvement Plan by the governing Metropolitan Planning Organization.



2017-2021 Highway and Bridge Construction Schedule

Construction contingency applied to construction cost in the year the project is awarded.

Three percent project growth factor compounded annually is applied to right-of-way and construction costs in program years 2, 3, 4, and 5.

No inflation is applied to the Funding From Other Sources (FFOS) or Payments.

Engineering includes PE costs, CE costs and R/W incidentals.

						STATE FISCAL YEAR PROJECT BUDGETING					
						Prior Prog.	7/2016- 6/2017	7/2017- 6/2018	7/2018- 6/2019	7/2019- 6/2020	7/2020- 6/2021
County: Various	Job Order Contracting for asphalt pavement repair at various major route locations in the urban Kansas City District.	Engineering:	0	0	1	40	0	0			
Route: Various		R/W:	0	0	0	0	0	0	0	0	0
Job No.: 4P3183		Construction:	0	0	0	541	0	0	0	0	0
Length: 0.00	MPO: Y	FFOS:	0	0	0	0	0	0	0	0	0
Fund Cat: Taking Care Of System	Fed: 466 State: 116 Local: 0	Payments:	0	0	0	0	0	0	0	0	0
Sec Cat: Preventive Maint	Awd Date: 2019 Anticipated Fed Cat: S.T.P.										
TIP #: Future Cost: 0 Estimate Total: 582											
County: Various	Job Order Contracting for asphalt pavement repairs at various major route locations in the urban Kansas City District.	Engineering:	0	0	0	1	40	0			
Route: Various		R/W:	0	0	0	0	0	0	0	0	0
Job No.: 4P3184		Construction:	0	0	0	0	557	0	0	0	0
Length: 0.00	MPO: Y	FFOS:	0	0	0	0	0	0	0	0	0
Fund Cat: Taking Care Of System	Fed: 479 State: 119 Local: 0	Payments:	0	0	0	0	0	0	0	0	0
Sec Cat: Preventive Maint	Awd Date: 2020 Anticipated Fed Cat: S.T.P.										
TIP #: Future Cost: 0 Estimate Total: 598											
County: Various	Job Order Contracting for asphalt pavement repairs at various major route locations in the urban Kansas City District.	Engineering:	0	0	0	0	1	40			
Route: Various		R/W:	0	0	0	0	0	0	0	0	0
Job No.: 4P3185		Construction:	0	0	0	0	0	574	0	0	0
Length: 0.00	MPO: Y	FFOS:	0	0	0	0	0	0	0	0	0
Fund Cat: Taking Care Of System	Fed: 492 State: 123 Local: 0	Payments:	0	0	0	0	0	0	0	0	0
Sec Cat: Preventive Maint	Awd Date: 2021 Anticipated Fed Cat: S.T.P.										
TIP #: Future Cost: 0 Estimate Total: 615											
County: Various	Job Order Contracting for concrete pavement repair at various major route locations in the urban Kansas City District.	Engineering:	0	0	2	40	0	0			
Route: Various		R/W:	0	0	0	0	0	0	0	0	0
Job No.: 4P3186		Construction:	0	0	0	541	0	0	0	0	0
Length: 0.00	MPO: Y	FFOS:	0	0	0	0	0	0	0	0	0
Fund Cat: Taking Care Of System	Fed: 467 State: 116 Local: 0	Payments:	0	0	0	0	0	0	0	0	0
Sec Cat: Preventive Maint	Awd Date: 2019 Anticipated Fed Cat: S.T.P.										
TIP #: Future Cost: 0 Estimate Total: 583											
County: Various	Job Order Contracting for concrete pavement repair at various major route locations in the urban Kansas City District.	Engineering:	0	0	0	2	40	0			
Route: Various		R/W:	0	0	0	0	0	0	0	0	0
Job No.: 4P3187		Construction:	0	0	0	0	557	0	0	0	0
Length: 0.00	MPO: Y	FFOS:	0	0	0	0	0	0	0	0	0
Fund Cat: Taking Care Of System	Fed: 480 State: 119 Local: 0	Payments:	0	0	0	0	0	0	0	0	0
Sec Cat: Preventive Maint	Awd Date: 2020 Anticipated Fed Cat: S.T.P.										
TIP #: Future Cost: 0 Estimate Total: 599											

* Subject to the approval of the Transportation Improvement Plan by the governing Metropolitan Planning Organization.



2017-2021 Highway and Bridge Construction Schedule

Transportation Planning

P.O. Box 270
Jefferson City, MO 65802

Construction contingency applied to construction cost in the year the project is awarded.

Three percent project growth factor compounded annually is applied to right-of-way and construction costs in program years 2, 3, 4, and 5.

No inflation is applied to the Funding From Other Sources (FFOS) or Payments.

Engineering includes PE costs, CE costs and R/W incidentals.

						STATE FISCAL YEAR PROJECT BUDGETING					
						Prior Prog.	7/2016- 6/2017	7/2017- 6/2018	7/2018- 6/2019	7/2019- 6/2020	7/2020- 6/2021
County: Various	Job Order Contracting for concrete pavement repair at various major route locations in the urban Kansas City District.					Engineering:	0	0	0	0	2 40
Route: Various						R/W:	0	0	0	0	0
Job No.: 4P3188						Construction:	0	0	0	0	574
Length: 0.00	MPO: Y					FFOS:	0	0	0	0	0
Fund Cat: Taking Care Of System					Fed: 493 State: 123 Local: 0	Payments:	0	0	0	0	0
Sec Cat: Preventive Maint	Awd Date: 2021	Anticipated Fed Cat: S.T.P.									
TIP #:	Future Cost: 0				Estimate Total: 616						
County: Various	Install chevron signs at various locations in the urban Kansas City District.					Engineering:	0	10	17	0	0
Route: Various						R/W:	0	0	0	0	0
Job No.: 4S3209						Construction:	0	0	105	0	0
Length: 0.00	MPO: Y					FFOS:	0	0	0	0	0
Fund Cat: Safety					Fed: 118 State: 14 Local: 0	Payments:	0	0	0	0	0
Sec Cat: Safety	Awd Date: 2018	Anticipated Fed Cat: Safety									
TIP #:	Future Cost: 0				Estimate Total: 132						

* Subject to the approval of the Transportation Improvement Plan by the governing Metropolitan Planning Organization.

Jun-13-2016

Section 4 - 22

District Kansas City

TMA

Dollars in Thousands



2017-2021 Highway and Bridge Construction Schedule

Transportation Planning

P.O. Box 270
Jefferson City, MO 65802

Construction contingency applied to construction cost in the year the project is awarded.
Three percent project growth factor compounded annually is applied to right-of-way and construction costs in program years 2, 3, 4, and 5.
No inflation is applied to the Funding From Other Sources (FFOS) or Payments.
Engineering includes PE costs, CE costs and R/W incidentals.

STATE FISCAL YEAR PROJECT BUDGETING						
	Prior Prog.	7/2016- 6/2017	7/2017- 6/2018	7/2018- 6/2019	7/2019- 6/2020	7/2020- 6/2021
FFOS:	2,439	30,765	3,980	4,048	4,086	4,086
Total R/W:	2,575	86	5	0	0	0
Total Construction:	0	153,142	134,252	107,835	12,840	13,514
Paybacks:	0	0	0	0	0	0
Sub-Total:	2,575	153,228	134,257	107,835	12,840	13,514
Total Engineering:	8,412	23,801	15,680	8,661	651	631
Grand Total:	10,987	177,029	149,937	116,496	13,491	14,145

	2017	2018	2019	2020	2021
State	23,843	22,362	17,744	2,239	2,358
AC-State	5,303	0	1,541	0	0
Local	7,417	0	0	0	0
Sub-total State	36,563	22,362	19,285	2,239	2,358

Federal					
Sub-total Federal	140,466	127,575	97,211	11,252	11,787
Grand Total	177,029	149,937	116,496	13,491	14,145

Project Count: 107

* Subject to the approval of the Transportation Improvement Plan by the governing Metropolitan Planning Organization.

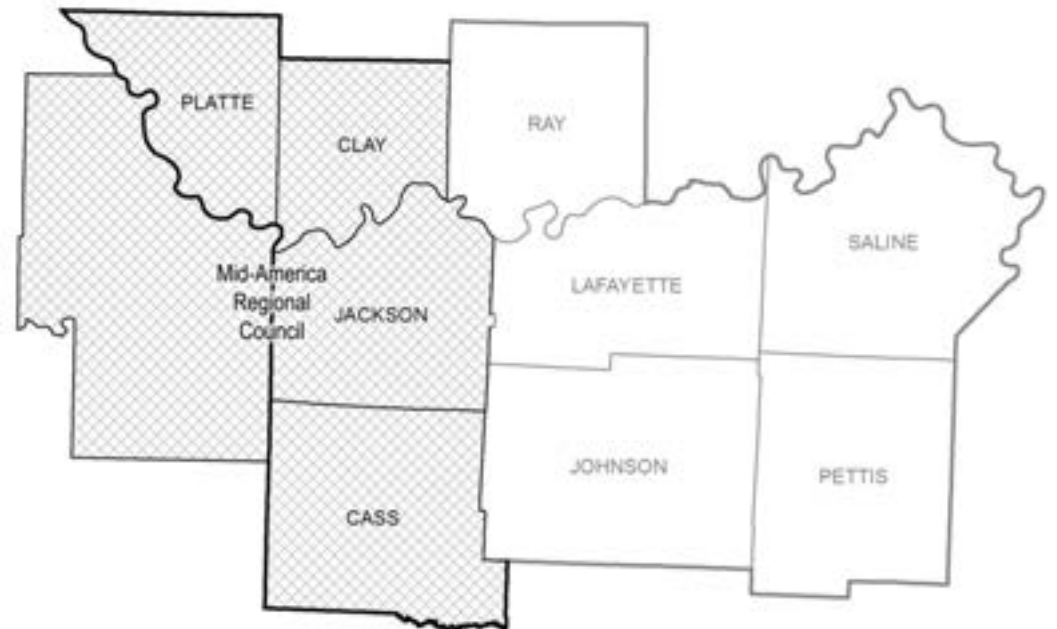
Jun-13-2016

Section 4 - 1

District Kansas City

TMA

Dollars in Thousands



MoDOT's Kansas City District

TMA: Mid-America Regional Council

PAYMENT PROJECTS

(Note: The following MoDOT projects are located inside the Kansas City Metropolitan Planning area boundary.)



2017-2021 Highway and Bridge Construction Schedule

Transportation Planning

P.O. Box 270
Jefferson City, MO 65802

Construction contingency applied to construction cost in the year the project is awarded.

Three percent project growth factor compounded annually is applied to right-of-way and construction costs in program years 2, 3, 4, and 5.

No inflation is applied to the Funding From Other Sources (FFOS) or Payments.

Engineering includes PE costs, CE costs and R/W incidentals.

Construction contingency applied to construction cost in the year the project is awarded. Three percent project growth factor compounded annually is applied to right-of-way and construction costs in program years 2, 3, 4, and 5. No inflation is applied to the Funding From Other Sources (FFOS) or Payments. Engineering includes PE costs, CE costs and R/W incidentals.											STATE FISCAL YEAR PROJECT BUDGETING					
											Prior Prog.	7/2016- 6/2017	7/2017- 6/2018	7/2018- 6/2019	7/2019- 6/2020	7/2020- 6/2021
County: Jackson Route: IS 670 Job No.: 4P2316 Length: 0.08 MPO: Y Fund Cat: Taking Care Of System Sec Cat: Rehab And Reconst Awd Date: N/A Anticipated Fed Cat: State TIP #: 690407 Future Cost: 0 Estimate Total: 7,503	Engineering: R/W: Construction: FFOS: Payments:	3 0 0 0 0 0	0 0 0 0 0 0	0 0 0 0 0 0	0 0 0 0 0 0	0 0 0 0 0 0										
County: Various Route: Various Job No.: 4I3010 Length: 0.00 MPO: Y Fund Cat: Flexible & Other Sec Cat: Systems Operations Awd Date: N/A Anticipated Fed Cat: S.T.P. TIP #: 990228 Future Cost: 0 Estimate Total: 1,635	Engineering: R/W: Construction: FFOS: Payments:	0 0 0 0 0 0	0 0 0 0 0 1,635	0 0 0 0 0 0	0 0 0 0 0 0	0 0 0 0 0 0										
County: Various Route: Various Job No.: 4I3044 Length: 0.00 MPO: Y Fund Cat: Safety Sec Cat: Urban Safety Awd Date: N/A Anticipated Fed Cat: Safety TIP #: 990231 Future Cost: 0 Estimate Total: 162	Engineering: R/W: Construction: FFOS: Payments:	0 0 0 0 0 0	0 0 0 0 0 162	0 0 0 0 0 0	0 0 0 0 0 0	0 0 0 0 0 0										
County: Various Route: Various Job No.: 4I3045 Length: 0.00 MPO: Y Fund Cat: Safety Sec Cat: Urban Safety Awd Date: N/A Anticipated Fed Cat: Safety TIP #: 990232 Future Cost: 0 Estimate Total: 162	Engineering: R/W: Construction: FFOS: Payments:	0 0 0 0 0 0	0 0 0 0 0 0	0 0 0 0 0 162	0 0 0 0 0 0	0 0 0 0 0 0										
County: Various Route: Various Job No.: 4I3191 Length: 0.00 MPO: Y Fund Cat: Safety Sec Cat: Urban Safety Awd Date: N/A Anticipated Fed Cat: Safety TIP #: Future Cost: 0 Estimate Total: 162	Engineering: R/W: Construction: FFOS: Payments:	0 0 0 0 0 0	0 0 0 0 0 0	0 0 0 0 0 162	0 0 0 0 0 0	0 0 0 0 0 0										

* Subject to the approval of the Transportation Improvement Plan by the governing Metropolitan Planning Organization.

Jun-13-2016

Section 4 - 1

District Kansas City

TMA

Dollars in Thousands



2017-2021 Highway and Bridge Construction Schedule

Transportation Planning

P.O. Box 270
Jefferson City, MO 65802

Construction contingency applied to construction cost in the year the project is awarded.

Three percent project growth factor compounded annually is applied to right-of-way and construction costs in program years 2, 3, 4, and 5.

No inflation is applied to the Funding From Other Sources (FFOS) or Payments.

Engineering includes PE costs, CE costs and R/W incidentals.

						STATE FISCAL YEAR PROJECT BUDGETING					
						Prior Prog.	7/2016- 6/2017	7/2017- 6/2018	7/2018- 6/2019	7/2019- 6/2020	7/2020- 6/2021
County: Various	On-call work zone enforcement at various locations in the urban Kansas City District.					Engineering:	0	0	0	0	0
Route: Various						R/W:	0	0	0	0	0
Job No.: 413192						Construction:	0	0	0	0	0
Length: 0.00	MPO: Y					FFOS:	0	0	0	0	0
Fund Cat: Safety					Fed: 146 State: 16 Local: 0	Payments:	0	0	0	162	0
Sec Cat: Urban Safety	Awd Date: N/A	Anticipated Fed Cat: Safety									
TIP #: 	Future Cost: 0				Estimate Total: 162						
County: Various	On-call work zone enforcement at various locations in the urban Kansas City District.					Engineering:	0	0	0	0	0
Route: Various						R/W:	0	0	0	0	0
Job No.: 413193						Construction:	0	0	0	0	0
Length: 0.00	MPO: Y					FFOS:	0	0	0	0	0
Fund Cat: Safety					Fed: 146 State: 16 Local: 0	Payments:	0	0	0	0	162
Sec Cat: Urban Safety	Awd Date: N/A	Anticipated Fed Cat: Safety									
TIP #: 	Future Cost: 0				Estimate Total: 162						
County: Various	ITS operations, staffing and equipment for the KC Scout Intelligent Transportation System at the Transportation Management Center (TMC) building. \$2.305 million transferring to MoDOT's operations budget. \$1.705 million from KDOT.					Engineering:	0	0	0	0	0
Route: Various						R/W:	0	0	0	0	0
Job No.: 4Q3000						Construction:	0	0	0	0	0
Length: 0.00	MPO: N					FFOS:	0	1,705	0	0	0
Fund Cat: Flexible & Other					Fed: 2,400 State: 0 Local: 1,705	Payments:	0	4,105	0	0	0
Sec Cat: Systems Operations	Awd Date: N/A	Anticipated Fed Cat: S.T.P.									
TIP #: 990192	Future Cost: 0				Estimate Total: 4,105						
County: Various	ITS operations, staffing and equipment for the KC Scout Intelligent Transportation System at the Transportation Management Center (TMC) building. \$2.305 million to District Operations Budget. \$1.705 million from KDOT.					Engineering:	0	0	0	0	0
Route: Various						R/W:	0	0	0	0	0
Job No.: 4Q3040						Construction:	0	0	0	0	0
Length: 0.00	MPO: Y					FFOS:	0	0	1,705	0	0
Fund Cat: Flexible & Other					Fed: 2,400 State: 0 Local: 1,705	Payments:	0	0	4,105	0	0
Sec Cat: Systems Operations	Awd Date: N/A	Anticipated Fed Cat: S.T.P.									
TIP #: 990235	Future Cost: 0				Estimate Total: 4,105						
County: Various	Motorist Assist operations and staff in the urban Kansas City District. These funds will be transferred to the District Operations budget.					Engineering:	0	0	0	0	0
Route: Various						R/W:	0	0	0	0	0
Job No.: 4Q3041						Construction:	0	0	0	0	0
Length: 0.00	MPO: Y					FFOS:	0	0	0	0	0
Fund Cat: Flexible & Other					Fed: 1,308 State: 327 Local: 0	Payments:	0	0	1,635	0	0
Sec Cat: Systems Operations	Awd Date: N/A	Anticipated Fed Cat: S.T.P.									
TIP #: 990236	Future Cost: 0				Estimate Total: 1,635						

* Subject to the approval of the Transportation Improvement Plan by the governing Metropolitan Planning Organization.



2017-2021 Highway and Bridge Construction Schedule

Construction contingency applied to construction cost in the year the project is awarded.

Three percent project growth factor compounded annually is applied to right-of-way and construction costs in program years 2, 3, 4, and 5.

No inflation is applied to the Funding From Other Sources (FFOS) or Payments.

Engineering includes PE costs, CE costs and R/W incidentals.

						STATE FISCAL YEAR PROJECT BUDGETING					
						Prior Prog.	7/2016- 6/2017	7/2017- 6/2018	7/2018- 6/2019	7/2019- 6/2020	7/2020- 6/2021
County: Various	Motorist Assist operations and staff in the urban Kansas City District. These funds will be transferred to the District Operations budget.	Route: Various	Job No.: 4Q3157	Length: 0.00	MPO: Y	Engineering:	0	0	0	0	0
Fund Cat: Flexible & Other	Fed: 1,308	State: 327	Local: 0	Sec Cat: Systems Operations	Awd Date: N/A	R/W:	0	0	0	0	0
TIP #:	Future Cost: 0	Estimate Total: 1,635	Anticipated Fed Cat: S.T.P.	Payments:		0	0	0	0	0	0
County: Various	Motorist Assist operations and staff in the urban Kansas City District. These funds will be transferred to the District Operations budget.	Route: Various	Job No.: 4Q3158	Length: 0.00	MPO: Y	Engineering:	0	0	0	0	0
Fund Cat: Flexible & Other	Fed: 1,308	State: 327	Local: 0	Sec Cat: Systems Operations	Awd Date: N/A	R/W:	0	0	0	0	0
TIP #:	Future Cost: 0	Estimate Total: 1,635	Anticipated Fed Cat: S.T.P.	Payments:		0	0	0	0	0	0
County: Various	Motorist Assist operations and staff in the urban Kansas City District. These funds will be transferred to the District Operations budget.	Route: Various	Job No.: 4Q3159	Length: 0.00	MPO: Y	Engineering:	0	0	0	0	0
Fund Cat: Flexible & Other	Fed: 1,308	State: 327	Local: 0	Sec Cat: Systems Operations	Awd Date: N/A	R/W:	0	0	0	0	0
TIP #:	Future Cost: 0	Estimate Total: 1,635	Anticipated Fed Cat: S.T.P.	Payments:		0	0	0	0	0	0
County: Various	ITS operations, staffing, and equipment for the KC Scout Intelligent Transportation System at the Transportation Management Center (TMC) building. \$2.305 million transferring to MoDOT's operations budget, \$1.705 million from KDOT.	Route: Various	Job No.: 4Q3160	Length: 0.00	MPO: Y	Engineering:	0	0	0	0	0
Fund Cat: Flexible & Other	Fed: 2,400	State: 0	Local: 1,705	Sec Cat: Systems Operations	Awd Date: N/A	R/W:	0	0	0	0	0
TIP #:	Future Cost: 0	Estimate Total: 4,105	Anticipated Fed Cat: S.T.P.	Payments:		0	0	0	1,705	0	0
County: Various	ITS operations, staffing, and equipment for the KC Scout Intelligent Transportation System at the Transportation Management Center (TMC) building. \$2.305 million transferring to MoDOT's Operations Budget. \$1.705 million from KDOT.	Route: Various	Job No.: 4Q3161	Length: 0.00	MPO: Y	Engineering:	0	0	0	0	0
Fund Cat: Flexible & Other	Fed: 2,400	State: 0	Local: 1,705	Sec Cat: Systems Operations	Awd Date: N/A	R/W:	0	0	0	0	0
TIP #:	Future Cost: 0	Estimate Total: 4,105	Anticipated Fed Cat: S.T.P.	Payments:		0	0	0	0	1,705	0

* Subject to the approval of the Transportation Improvement Plan by the governing Metropolitan Planning Organization.



2017-2021 Highway and Bridge Construction Schedule

Transportation Planning

P.O. Box 270
Jefferson City, MO 65802

Construction contingency applied to construction cost in the year the project is awarded.

Three percent project growth factor compounded annually is applied to right-of-way and construction costs in program years 2, 3, 4, and 5.

No inflation is applied to the Funding From Other Sources (FFOS) or Payments.

Engineering includes PE costs, CE costs and R/W incidentals.

Construction contingency applied to construction cost in the year the project is awarded. Three percent project growth factor compounded annually is applied to right-of-way and construction costs in program years 2, 3, 4, and 5. No inflation is applied to the Funding From Other Sources (FFOS) or Payments. Engineering includes PE costs, CE costs and R/W incidentals.										STATE FISCAL YEAR PROJECT BUDGETING					
										Prior Prog.	7/2016- 6/2017	7/2017- 6/2018	7/2018- 6/2019	7/2019- 6/2020	7/2020- 6/2021
County:	Various	ITS operations, staffing, and equipment for the KC Scout Intelligent Transportation System at the Transportation Management Center (TMC) building. \$2.305 million				Engineering:	0	0	0	0	0				
Route:	Various	transferring to MoDOT's operations budget. \$1.705 million from KDOT.				R/W:	0	0	0	0	0				
Job No.:	4Q3162					Construction:	0	0	0	0	0				
Length:	0.00	MPO:	Y			FFOS:	0	0	0	0	1,705				
Fund Cat:	Flexible & Other			Fed:	2,400	State:	0	Local:	1,705						
Sec Cat:	Systems Operations	Awd Date:	N/A	Anticipated Fed Cat:		S.T.P.	0	0	0	0	4,105				
TIP #:		Future Cost:		0	Estimate Total:		4,105	0	0	0	4,105				
County:	Various	Payback beginning in SFY 2008 for Safe and Sound bridges in urban Kansas City				Engineering:	0	0	0	0	0				
Route:	Various	District.				R/W:	61	0	0	0	0				
Job No.:	5B0800S					Construction:	0	0	0	0	0				
Length:	0.00	MPO:	Y			FFOS:	61	0	0	0	0				
Fund Cat:	Taking Care Of System			Fed:	0	State:	18,795	Local:	0						
Sec Cat:	Rehab And Reconst	Awd Date:	N/A	Anticipated Fed Cat:		State	25,001 -								
TIP #:	990107	Future Cost:		50,000	Estimate Total:		41,598	22,742	3,759	3,759	3,759				

* Subject to the approval of the Transportation Improvement Plan by the governing Metropolitan Planning Organization.

Jun-13-2016

Section 4 - 4

District Kansas City

TMA

Dollars in Thousands



2017-2021 Highway and Bridge Construction Schedule

Transportation Planning

P.O. Box 270
Jefferson City, MO 65802

Construction contingency applied to construction cost in the year the project is awarded.
Three percent project growth factor compounded annually is applied to right-of-way and construction costs in program years 2, 3, 4, and 5.
No inflation is applied to the Funding From Other Sources (FFOS) or Payments.
Engineering includes PE costs, CE costs and R/W incidentals.

STATE FISCAL YEAR PROJECT BUDGETING						
	Prior Prog.	7/2016- 6/2017	7/2017- 6/2018	7/2018- 6/2019	7/2019- 6/2020	7/2020- 6/2021
FFOS:	61	1,705	1,705	1,705	1,705	1,705
Total R/W:	61	0	0	0	0	0
Total Construction:	0	0	0	0	0	0
Paybacks:	22,742	9,661	9,661	17,161	9,661	9,661
Sub-Total:	22,803	9,661	9,661	17,161	9,661	9,661
Total Engineering:	3	0	0	0	0	0
Grand Total:	22,806	9,661	9,661	17,161	9,661	9,661

	2017	2018	2019	2020	2021
State	4,102	4,102	11,602	4,102	4,102
AC-State	0	0	0	0	0
Local	1,705	1,705	1,705	1,705	1,705
Sub-total State	5,807	5,807	13,307	5,807	5,807

Federal					
Sub-total Federal	3,854	3,854	3,854	3,854	3,854
Grand Total	9,661	9,661	17,161	9,661	9,661

Project Count: 17

* Subject to the approval of the Transportation Improvement Plan by the governing Metropolitan Planning Organization.

Jun-13-2016

Section 4 - 1

District Kansas City

TMA

Dollars in Thousands



2017-2021 Highway and Bridge Construction Schedule

Transportation Planning

P.O. Box 270
Jefferson City, MO 65802

Construction contingency applied to construction cost in the year the project is awarded.
Three percent project growth factor compounded annually is applied to right-of-way and construction costs in program years 2, 3, 4, and 5.

No inflation is applied to the Funding From Other Sources (FFOS) or Payments.

Engineering includes PE costs, CE costs and R/W incidentals.

Kansas City TMA Total

STATE FISCAL YEAR PROJECT BUDGETING						
	Prior Prog.	7/2016- 6/2017	7/2017- 6/2018	7/2018- 6/2019	7/2019- 6/2020	7/2020- 6/2021
FFOS:	2,500	32,470	5,685	5,753	5,791	5,791
Total R/W:	2,636	86	5	0	0	0
Total Construction:	0	153,142	134,252	107,835	12,840	13,514
Paybacks:	22,742	9,661	9,661	17,161	9,661	9,661
Sub-Total:	25,378	162,889	143,918	124,996	22,501	23,175
Total Engineering:	8,415	23,801	15,680	8,661	651	631
Grand Total:	33,793	186,690	159,598	133,657	23,152	23,806

	2017	2018	2019	2020	2021
State	27,945	26,464	29,346	6,341	6,460
AC-State	5,303	0	1,541	0	0
Local	9,122	1,705	1,705	1,705	1,705
Sub-total State	42,370	28,169	32,592	8,046	8,165

Federal					
Sub-total Federal	144,320	131,429	101,065	15,106	15,641
Grand Total	186,690	159,598	133,657	23,152	23,806

Project Count: 124

* Subject to the approval of the Transportation Improvement Plan by the governing Metropolitan Planning Organization.

Jun-13-2016

Section 4 - 1

District Kansas City

TMA

Dollars in Thousands

District Program Summary
Kansas City (Urban)
(Dollars in Millions)

Amounts include construction and right of way, excludes engineering.

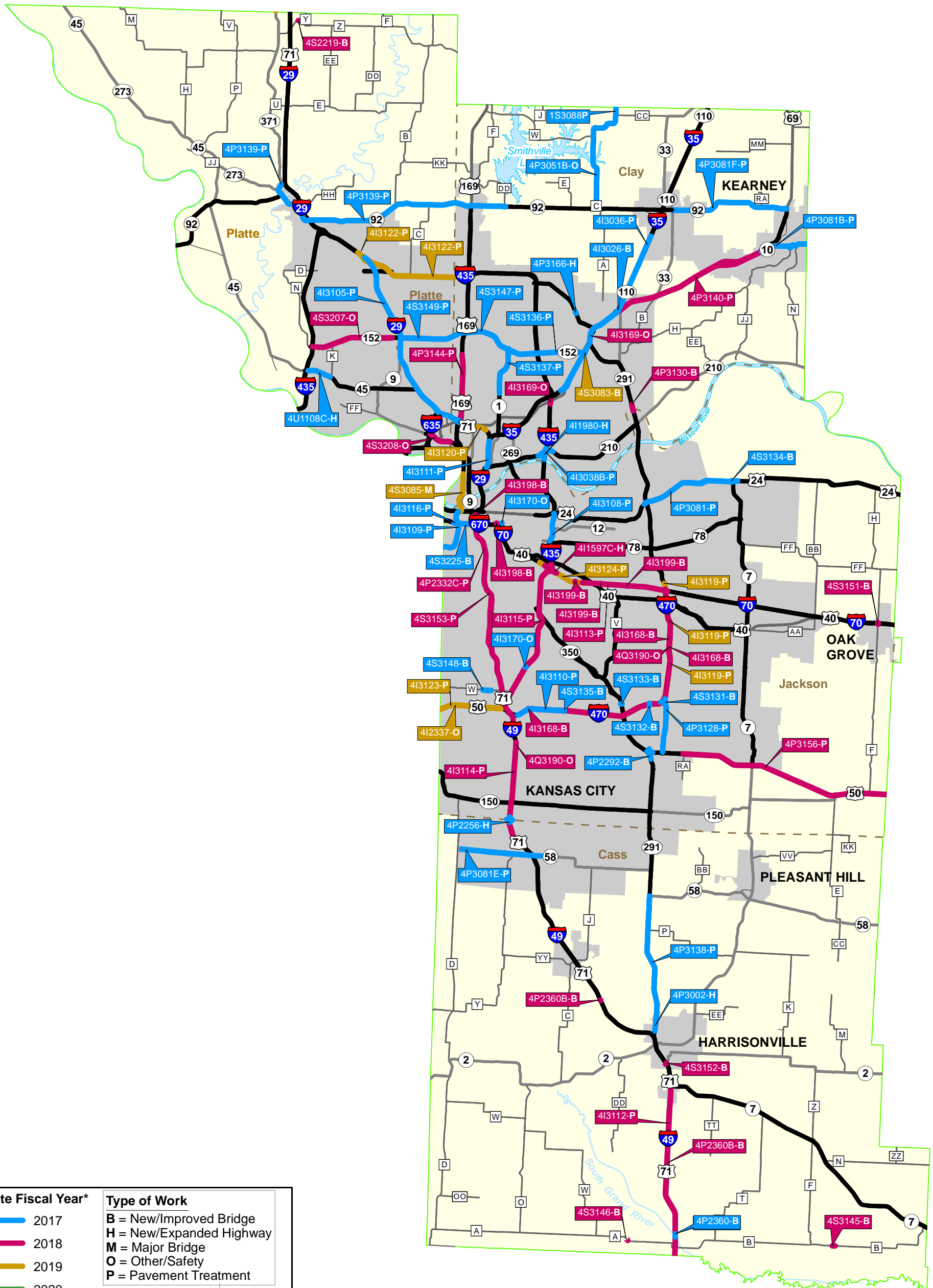
State Fiscal Year	2017	2018	2019	2020	2021
Statewide Interstate And Major Bridge - Available					
Statewide Interstate And Major Bridge - FFOS	1.525	1.605	0.000	0.000	0.000
Statewide Interstate And Major Bridge - Fund Transfers	31.243	25.368	0.000	0.000	0.000
Statewide Interstate And Major Bridge - Carryover	-33.140	0.000	0.000	0.000	0.000
Award and Completed Project Adjustments	0.000	0.000	0.000	0.000	0.000
Statewide Interstate And Major Bridge - Total Available	-0.372	26.973	0.000	0.000	0.000
Statewide Interstate And Major Bridge - Programmed	32.768	27.782	0.000	0.000	0.000
Safety - Available	4.052	4.386	4.383	4.482	4.448
Safety - FFOS	1.489	0.000	0.000	2.558	2.558
Safety - Fund Transfers	-0.650	0.000	0.000	0.000	0.000
Safety - Carryover	-0.787	0.000	0.000	0.000	0.000
Award and Completed Project Adjustments	0.630	0.540	0.290	0.079	0.000
Safety - Total Available	4.734	4.926	4.673	7.119	7.006
Safety - Programmed	1.836	1.854	0.162	2.957	3.041
Taking Care Of System - Available	34.590	37.750	37.695	38.555	38.261
Taking Care Of System - FFOS	2.881	2.208	4.048	1.528	1.528
Taking Care Of System - Fund Transfers	39.276	60.975	22.597	0.000	0.000
Taking Care Of System - Carryover	1.561	0.000	0.000	0.000	0.000
Award and Completed Project Adjustments	-1.410	0.580	0.040	0.045	0.000
Taking Care Of System - Total Available	76.898	101.513	64.380	40.128	39.789
Taking Care Of System - Programmed	77.795	103.674	60.559	13.804	14.394
Flexible & Other - Available					
Flexible & Other - FFOS	27.422	2.719	2.553	1.705	1.705
Flexible & Other - Fund Transfers	23.668	8.593	0.000	0.000	0.000
Flexible & Other - Carryover	-13.269	0.000	0.000	0.000	0.000
Award and Completed Project Adjustments	1.230	0.490	-0.700	-33.745	0.000
Flexible & Other - Total Available	39.051	11.802	1.853	-32.040	1.705
Flexible & Other - Programmed	50.490	10.607	64.275	5.740	5.740
Statewide Major Projects & Emerging Needs - Available					
Statewide Major Projects & Emerging Needs - FFOS	0.000	0.000	0.000	0.000	0.000
Statewide Major Projects & Emerging Needs - Fund Transfers	0.000	0.000	0.000	0.000	0.000
Statewide Major Projects & Emerging Needs - Carryover	0.000	0.000	0.000	0.000	0.000
Award and Completed Project Adjustments	0.000	0.000	0.000	0.000	0.000
Statewide Major Projects & Emerging Needs - Total Available	0.000	0.000	0.000	0.000	0.000
Statewide Major Projects & Emerging Needs - Programmed	0.000	0.000	0.000	0.000	0.000
Statewide Amendment 3 - Available					
Statewide Amendment 3 - FFOS	0.000	0.000	0.000	0.000	0.000
Statewide Amendment 3 - Fund Transfers	0.000	0.000	0.000	0.000	0.000
Statewide Amendment 3 - Carryover	6.200	0.000	0.000	0.000	0.000
Award and Completed Project Adjustments	0.000	0.000	0.000	0.000	0.000
Statewide Amendment 3 - Total Available	6.200	0.000	0.000	0.000	0.000
Statewide Amendment 3 - Programmed	0.000	0.000	0.000	0.000	0.000
Total Categorized Funding Available by SFY	126.511	145.214	70.906	15.207	48.500
Total Flexible Funds Available	27.718	2.705	65.894	86.981	80.935
Adjustments	0.450	1.610	-0.370	-33.621	0.000
Carryovers	-39.435				
Total Available by SFY	154.229	147.919	136.800	102.188	129.435
Total Programmed by SFY	162.889	143.917	124.996	22.501	23.175

*Note: Three percent inflation compounded annually applied to program years 2018 - 2021
Two percent construction contingency applied to construction.*

Statewide Transportation Improvement Program 2017-2021

Kansas City District Mid-America Regional Council

Highway and Bridge Construction Projects

**State Fiscal Year***

Type of Work

B = New/Improved Bridge
H = New/Expanded Highway
M = Major Bridge
O = Other/Safety
P = Pavement Treatment

Label Key

Job No.-Type of Work

Urban Areas

Missouri Major Roads

Mid-America Regional Council

* July 1 - June 30
Note: Some projects overlap. The state fiscal year displayed in these instances will follow the order shown in the legend. Label tag color corresponds to respective state fiscal year.



Missouri Department of Transportation
1-888-ASK-MODOT
WWW.MODOT.ORG
July 7, 2016

Document Path: Z:\MapProjects\STIP\STIP2017_2021\STIP17_D03_MPO.mxd



MoDOT's Central District

PROJECT DESCRIPTION KEY

2017-2021 Highway and Bridge Construction Schedule

Construction contingency applied to construction cost in the year the project is awarded.

Three percent project growth factor compounded annually is applied to right-of-way and construction in program years 2, 3, 4, and 5.

No inflation is applied to the Funding From Other Sources (FFOS) or Payments.

Engineering includes PE costs, CE costs, and R/W incidentals.

County:	XX					Engineering:	99	9	0	0	0	0
Route:	XX					R/W:	0	0	99	0	0	0
Job No.:						Construction:	0	0	0	999	0	0
Length:	MPO:	Fed:	State:	Local:								
Fund Cat:				<div>Federal Oversight</div>								
Sec Cat:	Award Date	Anticipated Fed Cat:				FFOS:	0	0	0	99	0	0
TIP#	Future Cost:		Estimate Total:			Payments:	0	99	0	0	0	0

Anticipated Federal Funding Category^

Estimated cost range beyond 2021.

Date project is to be awarded to begin construction (Season and calendar year for 2016 & 2017. SFY only beyond 2017).

Metropolitan Planning Organization (Y/N).

Project description and location.

County location of project.

Route location of project.

Project number used to track project costs.

Total length in 1/100 miles.

Primary Funding Category.*

Secondary Funding Category.**

Transportation Improvement Plan

Projects with full oversight by the Federal Highway Administration.

Total project cost estimate.

Federal, Advanced CN-State, State and Local share of project costs.

Dollars programmed in previous STIPs.

Dollars funded from other sources.

Dollars for construction, utilities and

Dollars for right-of-way (land acquisition).

Dollars to be paid back for accelerating the project or payments to others.

Dollars for engineering that include preliminary engineering, construction engineering and right-of-way incidentals.

*Primary Funding Category:

Take Care of System
Statewide Interstate & Major Bridge
Safety
Statewide Safety
Flexible & Other
Amendment 3

**Secondary Funding Category:

Enhancements
Low Type Resurfacing
N - Ada Trans (ADA Transition Plan)
Preventive Maint (Preventive Maintenance)
Regional
Rehab And Reconst (Rehabilitation and Reconstruction)
Routine Maintenance
Safety
Systems Operations
Thin Lift Overlay
Urban Safety

^Anticipated Federal Funding Category:

CMAQ - Congestion Mitigation and Air Quality.

* Usually 80% Federal & 20% State funds.

Earmark - usually 80% Federal & 20% State funds.

NHFP - National Highway Freight Program.

* Usually 80% Federal & 20% State funds.

NHPP - National Highway Performance Program.

* Usually 80% Federal & 20% State funds.

* Sometimes 90% Federal & 10% State funds.

Safety - usually 90% Federal & 10% State funds.

State - No federal funds, state only funded.

STP - Surface Transportation Block Grant Program.

* Usually 80% Federal & 20% State funds.

(All Costs in Thousands)



2017-2021 Highway and Bridge Construction Schedule

Transportation Planning

P.O. Box 270
Jefferson City, MO 65102

Construction contingency applied to construction cost in the year the project is awarded.

Three percent project growth factor compounded annually is applied to right-of-way and construction costs in program years 2, 3, 4, and 5.

No inflation is applied to the Funding From Other Sources (FFOS) or Payments.

Engineering includes PE costs, CE costs and R/W incidentals.

Construction contingency applied to construction cost in the year the project is awarded. Three percent project growth factor compounded annually is applied to right-of-way and construction costs in program years 2, 3, 4, and 5. No inflation is applied to the Funding From Other Sources (FFOS) or Payments. Engineering includes PE costs, CE costs and R/W incidentals.													STATE FISCAL YEAR PROJECT BUDGETING						
													Prior Prog.	7/2016- 6/2017	7/2017- 6/2018	7/2018- 6/2019	7/2019- 6/2020	7/2020- 6/2021	
County: Boone	Bridge improvements over Grindstone Creek, 0.5 mile east of Hopper Road. Project involves bridge S0352.												Engineering:	21	20	21	134	0	0
Route: MO 124													R/W:	0	0	5	0	0	0
Job No.: 5S3053													Construction:	0	0	0	886	0	0
Length: 0.04	MPO: N												FFOS:	0	0	0	0	0	0
Fund Cat: Taking Care Of System	Fed: 854 State: 212 Local: 0												Payments:	0	0	0	0	0	0
Sec Cat: Rehab And Reconst	Awd Date: 2019 Anticipated Fed Cat: NHPP																		
TIP #:	Future Cost: 0 Estimate Total: 1,087																		
County: Boone	Pavement improvements from Rte. 63 to Rte. CC.												Engineering:	1	23	0	0	0	0
Route: MO 124													R/W:	0	0	0	0	0	0
Job No.: 5S3161													Construction:	0	364	0	0	0	0
Length: 13.74	MPO: N												FFOS:	0	0	0	0	0	0
Fund Cat: Taking Care Of System	AC-State: 310 State: 77 Local: 0												Payments:	0	0	0	0	0	0
Sec Cat: Thin Lift Overlay	Awd Date: Fall 16 Anticipated Fed Cat: S.T.P.																		
TIP #:	Future Cost: 0 Estimate Total: 388																		
County: Boone	Bridge improvements over Bonne Femme Creek. Project involves bridge A3125.												Engineering:	44	100	302	0	0	0
Route: US 63													R/W:	0	0	0	0	0	0
Job No.: 5P3165													Construction:	0	0	2,116	0	0	0
Length: 0.09	MPO: N												FFOS:	0	0	0	0	0	0
Fund Cat: Taking Care Of System	Fed: 2,015 State: 503 Local: 0												Payments:	0	0	0	0	0	0
Sec Cat: Rehab And Reconst	Awd Date: 2018 Anticipated Fed Cat: NHPP																		
TIP #:	Future Cost: 0 Estimate Total: 2,562																		
County: Boone	Pavement improvements on the eastbound and westbound lanes from the Missouri River to near the St. Charles Road interchange in Columbia.												Engineering:	70	599	0	0	0	0
Route: IS 70													R/W:	0	0	0	0	0	0
Job No.: 5I3001													Construction:	0	7,889	0	0	0	0
Length: 15.99	MPO: Y												FFOS:	0	0	0	0	0	0
Fund Cat: Statewide Interstate And Major Bridge	Fed: 7,639 State: 849 Local: 0												Payments:	0	0	0	0	0	0
Sec Cat: Preventive Maint	Awd Date: Fall 16 Anticipated Fed Cat: NHPP Federal Oversight																		
TIP #: 2015-5	Future Cost: 0 Estimate Total: 8,558																		
County: Boone	Pavement improvements from Bus. 70 to Rte. 740 in Columbia.												Engineering:	4	239	0	0	0	0
Route: MO 763													R/W:	0	55	0	0	0	0
Job No.: 5S3159													Construction:	0	1,910	0	0	0	0
Length: 2.03	MPO: Y												FFOS:	0	0	0	0	0	0
Fund Cat: Taking Care Of System	Fed: 1,763 State: 441 Local: 0												Payments:	0	0	0	0	0	0
Sec Cat: Thin Lift Overlay	Awd Date: Fall 16 Anticipated Fed Cat: S.T.P.																		
TIP #: 2016-15	Future Cost: 0 Estimate Total: 2,208																		

* Subject to the approval of the Transportation Improvement Plan by the governing Metropolitan Planning Organization.

Jun-14-2016

Section 4 - 1

District Central

Dollars in Thousands



2017-2021 Highway and Bridge Construction Schedule

Transportation Planning

P.O. Box 270
Jefferson City, MO 65102

Construction contingency applied to construction cost in the year the project is awarded.

Three percent project growth factor compounded annually is applied to right-of-way and construction costs in program years 2, 3, 4, and 5.

No inflation is applied to the Funding From Other Sources (FFOS) or Payments.

Engineering includes PE costs, CE costs and R/W incidentals.

						STATE FISCAL YEAR PROJECT BUDGETING					
						Prior Prog.	7/2016- 6/2017	7/2017- 6/2018	7/2018- 6/2019	7/2019- 6/2020	7/2020- 6/2021
County: Boone	Pavement improvements from Brown Station Road to the bridge over Loop 70 in Columbia.	Engineering:	4	171	0	0	0	0	0	0	0
Route: RT B		R/W:	0	6	0	0	0	0	0	0	0
Job No.: 5S3155		Construction:	0	1,489	0	0	0	0	0	0	0
Length: 4.41	MPO: Y	FFOS:	0	0	0	0	0	0	0	0	0
Fund Cat: Taking Care Of System	Fed: 1,334 State: 332 Local: 0	Payments:	0	0	0	0	0	0	0	0	0
Sec Cat: Thin Lift Overlay	Awd Date: Fall 16 Anticipated Fed Cat: S.T.P.										
TIP #: 2016-16	Future Cost: 0 Estimate Total: 1,670										
County: Boone	Bridge improvements over I-70. Project involves bridge A0152.	Engineering:	42	105	372	0	0	0	0	0	0
Route: RT BB		R/W:	0	5	0	0	0	0	0	0	0
Job No.: 5S3169		Construction:	0	0	2,521	0	0	0	0	0	0
Length: 0.08	MPO: N	FFOS:	0	0	0	0	0	0	0	0	0
Fund Cat: Taking Care Of System	Fed: 2,402 State: 601 Local: 0	Payments:	0	0	0	0	0	0	0	0	0
Sec Cat: Rehab And Reconst	Awd Date: 2018 Anticipated Fed Cat: NHPP										
TIP #: 2016-16	Future Cost: 0 Estimate Total: 3,045										
County: Callaway	Bridge improvements from 2.2 miles south of Rte. BB to I-70 near Fulton. Project involves bridges L0964, H0284, A2109, A2110, A2111, A2112, A2911, and A2913.	Engineering:	20	842	0	0	0	0	0	0	0
Route: US 54		R/W:	0	0	0	0	0	0	0	0	0
Job No.: 5P3119		Construction:	0	6,002	0	0	0	0	0	0	0
Length: 0.41	MPO: N	FFOS:	0	0	0	0	0	0	0	0	0
Fund Cat: Taking Care Of System	Fed: 5,476 State: 1,368 Local: 0	Payments:	0	0	0	0	0	0	0	0	0
Sec Cat: Preventive Maint	Awd Date: Spring 17 Anticipated Fed Cat: NHPP										
TIP #: 2016-16	Future Cost: 0 Estimate Total: 6,864										
County: Callaway	Pavement and ADA Transition Plan improvements from Rte. H to Rte. 54 at Fulton. Two disconnected sections. \$1,099,386 Statewide Transportation Alternative funds.	Engineering:	0	12	196	0	0	0	0	0	0
Route: BU 54		R/W:	0	9	0	0	0	0	0	0	0
Job No.: 5S3207		Construction:	0	0	3,288	0	0	0	0	0	0
Length: 4.83	MPO: N	FFOS:	0	0	1,099	0	0	0	0	0	0
Fund Cat: Taking Care Of System	Fed: 2,804 State: 701 Local: 0	Payments:	0	0	0	0	0	0	0	0	0
Sec Cat: Thin Lift Overlay	Awd Date: Fall 17 Anticipated Fed Cat: NHPP										
TIP #: 2016-16	Future Cost: 0 Estimate Total: 3,505										
County: Callaway	Bridge improvements on the southbound lanes over the Katy Trail, 3 miles north of Rte. 54. Project involves bridge G0976.	Engineering:	5	157	0	0	0	0	0	0	0
Route: US 63		R/W:	0	0	0	0	0	0	0	0	0
Job No.: 5L3075C		Construction:	0	1,169	0	0	0	0	0	0	0
Length: 0.10	MPO: N	FFOS:	0	0	0	0	0	0	0	0	0
Fund Cat: Taking Care Of System	Fed: 1,061 State: 265 Local: 0	Payments:	0	0	0	0	0	0	0	0	0
Sec Cat: Rehab And Reconst	Awd Date: Spring 17 Anticipated Fed Cat: NHPP										
TIP #: 2016-16	Future Cost: 0 Estimate Total: 1,331										

* Subject to the approval of the Transportation Improvement Plan by the governing Metropolitan Planning Organization.

Jun-14-2016

Section 4 - 2

District Central

Dollars in Thousands



2017-2021 Highway and Bridge Construction Schedule

Construction contingency applied to construction cost in the year the project is awarded.

Three percent project growth factor compounded annually is applied to right-of-way and construction costs in program years 2, 3, 4, and 5.

No inflation is applied to the Funding From Other Sources (FFOS) or Payments.

Engineering includes PE costs, CE costs and R/W incidentals.

Construction contingency applied to construction cost in the year the project is awarded. Three percent project growth factor compounded annually is applied to right-of-way and construction costs in program years 2, 3, 4, and 5. No inflation is applied to the Funding From Other Sources (FFOS) or Payments. Engineering includes PE costs, CE costs and R/W incidentals.												STATE FISCAL YEAR PROJECT BUDGETING					
												Prior Prog.	7/2016- 6/2017	7/2017- 6/2018	7/2018- 6/2019	7/2019- 6/2020	7/2020- 6/2021
County: Callaway Route: IS 70 Job No.: 5I3137 Length: 11.50 MPO: N Fund Cat: Taking Care Of System Sec Cat: Preventive Maint Awd Date: 2020 Anticipated Fed Cat: NHPP TIP #: Future Cost: 0 Estimate Total: 6,982	Pavement improvements on eastbound and westbound lanes from the bridge over Cedar Creek to east of Rte. 54.					Engineering: 5 R/W: 0 Construction: 0 FFOS: 0 Payments: 0	5 0 0 0 0	5 0 0 0 0	71 0 0 0 0	358 0 6,538 0 0	0 0 0 0 0						
County: Callaway Route: RT B Job No.: 5S3187 Length: 26.57 MPO: N Fund Cat: Taking Care Of System Sec Cat: Thin Lift Overlay Awd Date: Fall 17 Anticipated Fed Cat: S.T.P. TIP #: Future Cost: 0 Estimate Total: 2,092	Pavement improvements from Rte. 54 to Montgomery County line. Includes Rte. E from Rte. DD to Rte. 54.					Engineering: 0 R/W: 0 Construction: 0 FFOS: 0 Payments: 0	2 0 0 0 0	107 0 1,983 0 0	0 0 0 0 0	0 0 0 0 0	0 0 0 0 0						
County: Callaway Route: RT H Job No.: 5S3138 Length: 0.22 MPO: N Fund Cat: Taking Care Of System Sec Cat: Rehab And Reconst Awd Date: Winter 17 Anticipated Fed Cat: NHPP TIP #: Future Cost: 0 Estimate Total: 994	Bridge improvements over Davis Creek. Project involves bridge T0812.					Engineering: 29 R/W: 0 Construction: 0 FFOS: 0 Payments: 0	158 1 806 0 0	0 0 0 0 0	0 0 0 0 0	0 0 0 0 0	0 0 0 0 0						
County: Callaway Route: RT M Job No.: 5S3177 Length: 0.09 MPO: N Fund Cat: Taking Care Of System Sec Cat: Rehab And Reconst Awd Date: 2019 Anticipated Fed Cat: NHPP TIP #: Future Cost: 0 Estimate Total: 1,134	Bridge improvements over Auxvasse Creek. Project involves bridge R0607.					Engineering: 10 R/W: 0 Construction: 0 FFOS: 0 Payments: 0	20 0 0 0 0	21 1 0 0 0	146 0 936 0 0	0 0 0 0 0	0 0 0 0 0						
County: Callaway Route: RT O Job No.: 5S3058 Length: 0.31 MPO: N Fund Cat: Taking Care Of System Sec Cat: Rehab And Reconst Awd Date: Winter 17 Anticipated Fed Cat: NHPP TIP #: Future Cost: 0 Estimate Total: 1,529	Bridge improvements over Crows Fork Creek. Includes bridge improvements on Rte. UU over Crows Fork Creek. Project involves bridges A1959 and N0410.					Engineering: 77 R/W: 0 Construction: 0 FFOS: 0 Payments: 0	166 1 1,285 0 0	0 0 0 0 0	0 0 0 0 0	0 0 0 0 0	0 0 0 0 0						

* Subject to the approval of the Transportation Improvement Plan by the governing Metropolitan Planning Organization.



2017-2021 Highway and Bridge Construction Schedule

Transportation Planning

P.O. Box 270
Jefferson City, MO 65102

Construction contingency applied to construction cost in the year the project is awarded.

Three percent project growth factor compounded annually is applied to right-of-way and construction costs in program years 2, 3, 4, and 5.

No inflation is applied to the Funding From Other Sources (FFOS) or Payments.

Engineering includes PE costs, CE costs and R/W incidentals.

Construction contingency applied to construction cost in the year the project is awarded. Three percent project growth factor compounded annually is applied to right-of-way and construction costs in program years 2, 3, 4, and 5. No inflation is applied to the Funding From Other Sources (FFOS) or Payments. Engineering includes PE costs, CE costs and R/W incidentals.							STATE FISCAL YEAR PROJECT BUDGETING					
							Prior Prog.	7/2016- 6/2017	7/2017- 6/2018	7/2018- 6/2019	7/2019- 6/2020	7/2020- 6/2021
County: Camden	Pavement improvements on the southbound and northbound lanes from 0.6 mile north of Pier Thirty One Road to near Rte. 7 south junction.					Engineering:	10	10	170	0	0	0
Route: MO 5						R/W:	0	0	0	0	0	0
Job No.: 5P3126						Construction:	0	0	2,803	0	0	0
Length: 5.11	MPO: N					FFOS:	0	0	0	0	0	0
Fund Cat: Taking Care Of System			AC-State: 2,386	State: 597	Local: 0	Payments:	0	0	0	0	0	0
Sec Cat: Thin Lift Overlay	Awd Date: 2018	Anticipated Fed Cat: NHPP										
TIP #:	Future Cost: 0		Estimate Total: 2,993									
County: Camden	Pavement improvements from Rte. 7 to Rte. 64 at Lebanon.					Engineering:	0	4	21	0	0	0
Route: MO 5						R/W:	0	0	0	0	0	0
Job No.: 5P3210						Construction:	0	0	208	0	0	0
Length: 21.66	MPO: N					FFOS:	0	0	0	0	0	0
Fund Cat: Taking Care Of System			AC-State: 186	State: 47	Local: 0	Payments:	0	0	0	0	0	0
Sec Cat: Thin Lift Overlay	Awd Date: 2018	Anticipated Fed Cat: NHPP										
TIP #:	Future Cost: 0		Estimate Total: 233									
County: Camden	Pavement improvements from Hickory County to 0.2 mile west of Sunny Slope Drive near Camdenton.					Engineering:	25	312	0	0	0	0
Route: US 54						R/W:	0	0	0	0	0	0
Job No.: 5P3125						Construction:	0	5,236	0	0	0	0
Length: 16.59	MPO: N					FFOS:	0	0	0	0	0	0
Fund Cat: Taking Care Of System			AC-State: 4,439	State: 1,109	Local: 0	Payments:	0	0	0	0	0	0
Sec Cat: Thin Lift Overlay	Awd Date: Fall 16	Anticipated Fed Cat: NHPP										
TIP #:	Future Cost: 0		Estimate Total: 5,573									
County: Camden	Bridge improvements over Linn Creek. Project involves bridge J0344.					Engineering:	15	351	0	0	0	0
Route: OR 54						R/W:	0	10	0	0	0	0
Job No.: 5S3139						Construction:	0	983	0	0	0	0
Length: 0.18	MPO: N					FFOS:	0	0	0	0	0	0
Fund Cat: Taking Care Of System			AC-State: 1,075	State: 269	Local: 0	Payments:	0	0	0	0	0	0
Sec Cat: Rehab And Reconst	Awd Date: Spring 17	Anticipated Fed Cat: S.T.P.										
TIP #:	Future Cost: 0		Estimate Total: 1,359									
County: Camden	Bridge improvements over Auglaise Creek and Conns Creek. Project involves bridges A2095 and A2097.					Engineering:	18	170	0	0	0	0
Route: RT A						R/W:	0	0	0	0	0	0
Job No.: 5S3147						Construction:	0	1,082	0	0	0	0
Length: 0.12	MPO: N					FFOS:	0	0	0	0	0	0
Fund Cat: Taking Care Of System			Fed: 1,002	State: 250	Local: 0	Payments:	0	0	0	0	0	0
Sec Cat: Rehab And Reconst	Awd Date: Winter 17	Anticipated Fed Cat: NHPP										
TIP #:	Future Cost: 0		Estimate Total: 1,270									

* Subject to the approval of the Transportation Improvement Plan by the governing Metropolitan Planning Organization.

Jun-14-2016

Section 4 - 4

District Central

Dollars in Thousands



2017-2021 Highway and Bridge Construction Schedule

Construction contingency applied to construction cost in the year the project is awarded.

Three percent project growth factor compounded annually is applied to right-of-way and construction costs in program years 2, 3, 4, and 5.

No inflation is applied to the Funding From Other Sources (FFOS) or Payments.

Engineering includes PE costs, CE costs and R/W incidentals.

Construction contingency applied to construction cost in the year the project is awarded. Three percent project growth factor compounded annually is applied to right-of-way and construction costs in program years 2, 3, 4, and 5. No inflation is applied to the Funding From Other Sources (FFOS) or Payments. Engineering includes PE costs, CE costs and R/W incidentals.							STATE FISCAL YEAR PROJECT BUDGETING					
							Prior Prog.	7/2016- 6/2017	7/2017- 6/2018	7/2018- 6/2019	7/2019- 6/2020	7/2020- 6/2021
County: Camden Route: RT D Job No.: 5S3142 Length: 0.10 MPO: N Fund Cat: Taking Care Of System Sec Cat: Rehab And Reconst Awd Date: Spring 17 Anticipated Fed Cat: NHPP TIP #: Future Cost: 0 Estimate Total: 1,392	Bridge improvements over Bank Branch. Project involves bridge N0611.						Engineering: 44 R/W: 0 Construction: 0 FFOS: 0 Payments: 0	367 0 980 0 0 0 0	0 0 0 0 0 0 0	0 0 0 0 0 0 0	0 0 0 0 0 0 0	
County: Camden Route: RT F Job No.: 5S3148 Length: 14.04 MPO: N Fund Cat: Taking Care Of System Sec Cat: Thin Lift Overlay Awd Date: Fall 16 Anticipated Fed Cat: S.T.P. TIP #: Future Cost: 0 Estimate Total: 3,248	Pavement and shoulder improvements from Rte. 5 to end of state maintenance. Includes pavement and shoulder improvements on Rte. TT to end of state maintenance and on Rte. MM from Rte. TT to 0.5 mile west of the Lake of the Ozarks Community Bridge.						Engineering: 67 R/W: 0 Construction: 0 FFOS: 0 Payments: 0	597 0 2,584 0 0 0 0	0 0 0 0 0 0 0	0 0 0 0 0 0 0	0 0 0 0 0 0 0	
County: Camden Route: RT J Job No.: 5S0276 Length: 0.70 MPO: N Fund Cat: Taking Care Of System Sec Cat: Rehab And Reconst Awd Date: 2018 Anticipated Fed Cat: NHPP TIP #: Future Cost: 0 Estimate Total: 4,043	Bridge improvements over Niangua and Rainwater Branch 3.6 miles south of Rte. 7. Project involves bridges S0391 and S0392.						Engineering: 28 R/W: 0 Construction: 0 FFOS: 0 Payments: 0	238 164 0 0 0 0 0	494 0 3,119 0 0 0 0	0 0 0 0 0 0 0	0 0 0 0 0 0 0	
County: Camden Route: RT V Job No.: 5S3158 Length: 6.60 MPO: N Fund Cat: Taking Care Of System Sec Cat: Thin Lift Overlay Awd Date: Fall 16 Anticipated Fed Cat: S.T.P. TIP #: Future Cost: 0 Estimate Total: 460	Pavement improvements from 0.2 mile north of Rte. 54 to Rte. 7.						Engineering: 2 R/W: 0 Construction: 0 FFOS: 0 Payments: 0	30 0 428 0 0 0 0	0 0 0 0 0 0 0	0 0 0 0 0 0 0	0 0 0 0 0 0 0	
County: Cole Route: MO 17 Job No.: 5P3194 Length: 15.71 MPO: N Fund Cat: Taking Care Of System Sec Cat: Thin Lift Overlay Awd Date: Fall 17 Anticipated Fed Cat: S.T.P. TIP #: Future Cost: 0 Estimate Total: 2,902	Pavement and shoulder improvements from Rte. 54 to Rte. 52. Includes pavement improvements on Rte. H from Rte. 17 to end of state maintenance.						Engineering: 0 R/W: 0 Construction: 0 FFOS: 0 Payments: 0	41 0 0 0 0 0 0	491 0 2,370 0 0 0 0	0 0 0 0 0 0 0	0 0 0 0 0 0 0	

* Subject to the approval of the Transportation Improvement Plan by the governing Metropolitan Planning Organization.



2017-2021 Highway and Bridge Construction Schedule

Transportation Planning

P.O. Box 270
Jefferson City, MO 65102

Construction contingency applied to construction cost in the year the project is awarded.

Three percent project growth factor compounded annually is applied to right-of-way and construction costs in program years 2, 3, 4, and 5.

No inflation is applied to the Funding From Other Sources (FFOS) or Payments.

Engineering includes PE costs, CE costs and R/W incidentals.

Construction contingency applied to construction cost in the year the project is awarded. Three percent project growth factor compounded annually is applied to right-of-way and construction costs in program years 2, 3, 4, and 5. No inflation is applied to the Funding From Other Sources (FFOS) or Payments. Engineering includes PE costs, CE costs and R/W incidentals.											STATE FISCAL YEAR PROJECT BUDGETING					
											Prior Prog.	7/2016- 6/2017	7/2017- 6/2018	7/2018- 6/2019	7/2019- 6/2020	7/2020- 6/2021
County: Cole Route: US 50 Job No.: 5P3056 Length: 0.44 MPO: Y Fund Cat: Safety																

* Subject to the approval of the Transportation Improvement Plan by the governing Metropolitan Planning Organization.

Jun-14-2016

Section 4 - 6

District Central

Dollars in Thousands



2017-2021 Highway and Bridge Construction Schedule

Transportation Planning

P.O. Box 270
Jefferson City, MO 65102

Construction contingency applied to construction cost in the year the project is awarded.

Three percent project growth factor compounded annually is applied to right-of-way and construction costs in program years 2, 3, 4, and 5.

No inflation is applied to the Funding From Other Sources (FFOS) or Payments.

Engineering includes PE costs, CE costs and R/W incidentals.

						STATE FISCAL YEAR PROJECT BUDGETING					
						Prior Prog.	7/2016- 6/2017	7/2017- 6/2018	7/2018- 6/2019	7/2019- 6/2020	7/2020- 6/2021
County: Cole	Pavement improvements on the eastbound and westbound lanes from Miller County to	Engineering:	25	10	268	0	0	0	0	0	0
Route: US 54	Rte. E.	R/W:	0	0	0	0	0	0	0	0	0
Job No.: 5P3128		Construction:	0	0	4,329	0	0	0	0	0	0
Length: 7.23	MPO: N	FFOS:	0	0	0	0	0	0	0	0	0
Fund Cat: Taking Care Of System	AC-State: 3,686 State: 921 Local: 0	Payments:	0	0	0	0	0	0	0	0	0
Sec Cat: Thin Lift Overlay	Awd Date: Fall 17 Anticipated Fed Cat: NHPP										
TIP #: Future Cost: 0 Estimate Total: 4,632											
County: Cole	Pavement and shoulder improvements from Lorenzo Green Drive in Jefferson City to	Engineering:	108	1,134	0	0	0	0	0	0	0
Route: RT B	Rte. 133 in Meta.	R/W:	0	29	0	0	0	0	0	0	0
Job No.: 5S3149		Construction:	0	4,888	0	0	0	0	0	0	0
Length: 19.63	MPO: Y	FFOS:	0	0	0	0	0	0	0	0	0
Fund Cat: Taking Care Of System	Fed: 4,841 State: 1,210 Local: 0	Payments:	0	0	0	0	0	0	0	0	0
Sec Cat: Thin Lift Overlay	Awd Date: Winter 17 Anticipated Fed Cat: S.T.P.										
TIP #: 2016-17 Future Cost: 0 Estimate Total: 6,159											
County: Cole	Bridge improvements at Dix Road over Rte. 50 in Jefferson City. Project involves bridge	Engineering:	22	5	5	68	0	0	0	0	0
Route: CST DIX RD	A1187.	R/W:	0	0	0	0	0	0	0	0	0
Job No.: 5P3015		Construction:	0	0	0	975	0	0	0	0	0
Length: 0.06	MPO: Y	FFOS:	0	0	0	0	0	0	0	0	0
Fund Cat: Taking Care Of System	Fed: 842 State: 211 Local: 0	Payments:	0	0	0	0	0	0	0	0	0
Sec Cat: Rehab And Reconst	Awd Date: 2019 Anticipated Fed Cat: NHPP Federal Oversight										
TIP #: 2013-05 Future Cost: 0 Estimate Total: 1,075											
County: Cole	Bridge improvements over Rte. 50 near Taos. Project involves bridge A3200.	Engineering:	35	189	0	0	0	0	0	0	0
Route: RT J		R/W:	0	0	0	0	0	0	0	0	0
Job No.: 5S3146		Construction:	0	1,207	0	0	0	0	0	0	0
Length: 0.07	MPO: Y	FFOS:	0	0	0	0	0	0	0	0	0
Fund Cat: Taking Care Of System	Fed: 1,117 State: 279 Local: 0	Payments:	0	0	0	0	0	0	0	0	0
Sec Cat: Rehab And Reconst	Awd Date: Winter 17 Anticipated Fed Cat: NHPP										
TIP #: 2016-16 Future Cost: 0 Estimate Total: 1,431											
County: Cooper	Bridge improvements over Petite Saline Creek. Project involves bridge A1831.	Engineering:	36	20	52	225	0	0	0	0	0
Route: MO 179		R/W:	0	0	1	0	0	0	0	0	0
Job No.: 5S3173		Construction:	0	0	0	1,588	0	0	0	0	0
Length: 0.10	MPO: N	FFOS:	0	0	0	0	0	0	0	0	0
Fund Cat: Taking Care Of System	Fed: 1,509 State: 377 Local: 0	Payments:	0	0	0	0	0	0	0	0	0
Sec Cat: Rehab And Reconst	Awd Date: 2019 Anticipated Fed Cat: NHPP										
TIP #: Future Cost: 0 Estimate Total: 1,922											

* Subject to the approval of the Transportation Improvement Plan by the governing Metropolitan Planning Organization.



2017-2021 Highway and Bridge Construction Schedule

Construction contingency applied to construction cost in the year the project is awarded.

Three percent project growth factor compounded annually is applied to right-of-way and construction costs in program years 2, 3, 4, and 5.

No inflation is applied to the Funding From Other Sources (FFOS) or Payments.

Engineering includes PE costs, CE costs and R/W incidentals.

Construction contingency applied to construction cost in the year the project is awarded. Three percent project growth factor compounded annually is applied to right-of-way and construction costs in program years 2, 3, 4, and 5. No inflation is applied to the Funding From Other Sources (FFOS) or Payments. Engineering includes PE costs, CE costs and R/W incidentals.										STATE FISCAL YEAR PROJECT BUDGETING							
										Prior Prog.	7/2016- 6/2017	7/2017- 6/2018	7/2018- 6/2019	7/2019- 6/2020	7/2020- 6/2021		
County: Cooper	Pavement and shoulder improvements from I-70 to Rte. 50. \$2,312,000 from Open Container funds.									Engineering:	43	310	0	0	0	0	
Route: MO 5										R/W:	0	0	0	0	0	0	
Job No.: 5P3170										Construction:	0	4,767	0	0	0	0	
Length: 19.75	MPO: N										FFOS:	0	2,312	0	0	0	0
Fund Cat: Taking Care Of System	Fed: 4,062 State: 1,015 Local: 0									Payments:	0	0	0	0	0	0	
Sec Cat: Thin Lift Overlay	Awd Date: Spring 17	Anticipated Fed Cat: S.T.P.															
TIP #:	Future Cost: 0 Estimate Total: 5,120																
County: Cooper	Job Order Contracting for pavement repair in Cooper, Boone and Callaway Counties.									Engineering:	0	18	0	0	0	0	
Route: IS 70										R/W:	0	0	0	0	0	0	
Job No.: 0I3003I										Construction:	0	250	0	0	0	0	
Length: 78.03	MPO: Y										FFOS:	0	0	0	0	0	0
Fund Cat: Statewide Interstate And Major Bridge	Fed: 241 State: 27 Local: 0									Payments:	0	0	0	0	0	0	
Sec Cat: Preventive Maint	Awd Date: Spring 17	Anticipated Fed Cat: NHPP															
TIP #:	Future Cost: 0 Estimate Total: 268																
County: Cooper	Partial repainting of bridge and replacement of expansion devices over the Missouri River. Project involves bridge L0962.									Engineering:	51	100	400	1,267	0	0	
Route: IS 70										R/W:	0	0	0	0	0	0	
Job No.: 5I3000										Construction:	0	0	0	12,462	0	0	
Length: 0.40	MPO: N										FFOS:	0	0	0	0	0	0
Fund Cat: Statewide Interstate And Major Bridge	Fed: 12,806 State: 1,423 Local: 0									Payments:	0	0	0	0	0	0	
Sec Cat: Preventive Maint	Awd Date: 2019	Anticipated Fed Cat: NHPP <div>Federal Oversight</div>															
TIP #:	Future Cost: 0 Estimate Total: 14,280																
County: Cooper	Bridge improvements over I-70. Project involves bridge A0150.									Engineering:	40	101	338	0	0	0	
Route: MO 87										R/W:	0	5	0	0	0	0	
Job No.: 5S3166										Construction:	0	0	2,358	0	0	0	
Length: 0.09	MPO: N										FFOS:	0	0	0	0	0	0
Fund Cat: Taking Care Of System	Fed: 2,241 State: 561 Local: 0									Payments:	0	0	0	0	0	0	
Sec Cat: Rehab And Reconst	Awd Date: 2018	Anticipated Fed Cat: NHPP															
TIP #:	Future Cost: 0 Estimate Total: 2,842																
County: Cooper	Bridge improvements over Petite Saline Creek. Project involves bridge A1691.									Engineering:	20	123	0	0	0	0	
Route: RT B										R/W:	0	0	0	0	0	0	
Job No.: 5S3145										Construction:	0	958	0	0	0	0	
Length: 0.27	MPO: N										FFOS:	0	0	0	0	0	0
Fund Cat: Taking Care Of System	Fed: 864 State: 217 Local: 0									Payments:	0	0	0	0	0	0	
Sec Cat: Rehab And Reconst	Awd Date: Winter 17	Anticipated Fed Cat: NHPP															
TIP #:	Future Cost: 0 Estimate Total: 1,101																

* Subject to the approval of the Transportation Improvement Plan by the governing Metropolitan Planning Organization.



2017-2021 Highway and Bridge Construction Schedule

Construction contingency applied to construction cost in the year the project is awarded.

Three percent project growth factor compounded annually is applied to right-of-way and construction costs in program years 2, 3, 4, and 5.

No inflation is applied to the Funding From Other Sources (FFOS) or Payments.

Engineering includes PE costs, CE costs and R/W incidentals.

Construction contingency applied to construction cost in the year the project is awarded. Three percent project growth factor compounded annually is applied to right-of-way and construction costs in program years 2, 3, 4, and 5. No inflation is applied to the Funding From Other Sources (FFOS) or Payments. Engineering includes PE costs, CE costs and R/W incidentals.							STATE FISCAL YEAR PROJECT BUDGETING					
							Prior Prog.	7/2016- 6/2017	7/2017- 6/2018	7/2018- 6/2019	7/2019- 6/2020	7/2020- 6/2021
County: Cooper Route: RT M Job No.: 5S3076 Length: 0.14 MPO: N Fund Cat: Taking Care Of System Sec Cat: Rehab And Reconst Awd Date: 2019 Anticipated Fed Cat: NHPP TIP #: Future Cost: 0 Estimate Total: 4,572	Bridge improvements over the Lamine River. Project involves bridge G0366.						Engineering: 21 R/W: 0 Construction: 0 FFOS: 0 Payments: 0	50 0 0 0 0	152 15 0 0 0	516 0 3,818 0 0	0 0 0 0 0	0 0 0 0 0
County: Cooper Route: RT O Job No.: 5S3202 Length: 24.36 MPO: N Fund Cat: Taking Care Of System Sec Cat: Thin Lift Overlay Awd Date: Fall 16 Anticipated Fed Cat: S.T.P. TIP #: Future Cost: 0 Estimate Total: 1,518	Pavement improvements from Rte. J to Rte. 87 at California. Includes Rte. D from Rte. 87 to Rte. O.						Engineering: 0 R/W: 0 Construction: 0 FFOS: 0 Payments: 0	102 0 1,416 0 0	0 0 0 0 0	0 0 0 0 0	0 0 0 0 0	0 0 0 0 0
County: Cooper Route: RT Z Job No.: 5S3052B Length: 0.04 MPO: N Fund Cat: Taking Care Of System Sec Cat: Preventive Maint Awd Date: Spring 17 Anticipated Fed Cat: S.T.P. TIP #: Future Cost: 0 Estimate Total: 174	Bridge painting over Heaths Creek, 1.9 miles south of I-70. Project involves bridge N0047.						Engineering: 2 R/W: 0 Construction: 0 FFOS: 0 Payments: 0	21 0 151 0 0	0 0 0 0 0	0 0 0 0 0	0 0 0 0 0	0 0 0 0 0
County: Crawford Route: MO 19 Job No.: 5S3040 Length: 0.10 MPO: N Fund Cat: Taking Care Of System Sec Cat: Rehab And Reconst Awd Date: Winter 17 Anticipated Fed Cat: NHPP TIP #: Future Cost: 0 Estimate Total: 1,280	Bridge improvements over Crooked Creek, 2 miles north of Rte. VV. Project involves bridge H0732.						Engineering: 17 R/W: 0 Construction: 0 FFOS: 0 Payments: 0	344 22 897 0 0	0 0 0 0 0	0 0 0 0 0	0 0 0 0 0	0 0 0 0 0
County: Crawford Route: OR 44 Job No.: 5S3192 Length: 0.03 MPO: N Fund Cat: Taking Care Of System Sec Cat: Routine Maintenance Awd Date: Spring 17 Anticipated Fed Cat: S.T.P. TIP #: Future Cost: 0 Estimate Total: 150	Culvert improvements at various locations on the I-44 Frontage Road.						Engineering: 0 R/W: 0 Construction: 0 FFOS: 0 Payments: 0	23 0 127 0 0	0 0 0 0 0	0 0 0 0 0	0 0 0 0 0	0 0 0 0 0

* Subject to the approval of the Transportation Improvement Plan by the governing Metropolitan Planning Organization.



2017-2021 Highway and Bridge Construction Schedule

Transportation Planning

P.O. Box 270
Jefferson City, MO 65102

Construction contingency applied to construction cost in the year the project is awarded.

Three percent project growth factor compounded annually is applied to right-of-way and construction costs in program years 2, 3, 4, and 5.

No inflation is applied to the Funding From Other Sources (FFOS) or Payments.

Engineering includes PE costs, CE costs and R/W incidentals.

						STATE FISCAL YEAR PROJECT BUDGETING					
						Prior Prog.	7/2016- 6/2017	7/2017- 6/2018	7/2018- 6/2019	7/2019- 6/2020	7/2020- 6/2021
County: Crawford	Pavement and shoulder improvements from Rte. 19 to Rte. 32 in Iron County. Includes	Engineering:	0	88	425	0	0	0	0	0	0
Route: MO 49	pavement improvements on Rte. 19 from near the Gasconade County line to Rte. 49.	R/W:	0	0	0	0	0	0	0	0	0
Job No.: SP3214		Construction:	0	0	4,883	0	0	0	0	0	0
Length: 49.17	MPO: N	FFOS:	0	0	0	0	0	0	0	0	0
Fund Cat: Taking Care Of System	AC-State: 4,316 State: 1,080 Local: 0	Payments:	0	0	0	0	0	0	0	0	0
Sec Cat: Thin Lift Overlay	Awd Date: 2018 Anticipated Fed Cat: S.T.P.										
TIP #: Future Cost: 0 Estimate Total: 5,396											
County: Crawford	Pavement improvements from 0.2 mile east of Rte. 19 south junction at Steelville to Rte.	Engineering:	28	221	0	0	0	0	0	0	0
Route: MO 8	AA in Washington County.	R/W:	0	0	0	0	0	0	0	0	0
Job No.: SP3133		Construction:	0	3,220	0	0	0	0	0	0	0
Length: 25.62	MPO: N	FFOS:	0	0	0	0	0	0	0	0	0
Fund Cat: Taking Care Of System	AC-State: 2,752 State: 689 Local: 0	Payments:	0	0	0	0	0	0	0	0	0
Sec Cat: Thin Lift Overlay	Awd Date: Fall 16 Anticipated Fed Cat: NHPP										
TIP #: Future Cost: 0 Estimate Total: 3,469											
County: Crawford	Pavement improvements from 1 mile east of the Meramec River to 0.2 mile east of Rte. 19	Engineering:	6	45	0	0	0	0	0	0	0
Route: MO 8	south junction at Steelville. Includes pavement improvements on Rte. 19 at Steelville from	R/W:	0	0	0	0	0	0	0	0	0
Job No.: SP3135	Rte. 8 to near Mill Springs Drive.	Construction:	0	664	0	0	0	0	0	0	0
Length: 9.94	MPO: N	FFOS:	0	0	0	0	0	0	0	0	0
Fund Cat: Taking Care Of System	AC-State: 567 State: 142 Local: 0	Payments:	0	0	0	0	0	0	0	0	0
Sec Cat: Thin Lift Overlay	Awd Date: Fall 16 Anticipated Fed Cat: NHPP										
TIP #: Future Cost: 0 Estimate Total: 715											
County: Crawford	Bridge improvements over Crooked Creek. Project involves bridge T0530.	Engineering:	50	349	0	0	0	0	0	0	0
Route: RT M		R/W:	0	10	0	0	0	0	0	0	0
Job No.: SS3143		Construction:	0	985	0	0	0	0	0	0	0
Length: 0.24	MPO: N	FFOS:	0	0	0	0	0	0	0	0	0
Fund Cat: Taking Care Of System	Fed: 1,076 State: 268 Local: 0	Payments:	0	0	0	0	0	0	0	0	0
Sec Cat: Rehab And Reconst	Awd Date: Winter 17 Anticipated Fed Cat: NHPP										
TIP #: Future Cost: 0 Estimate Total: 1,394											
County: Crawford	Pavement improvements from Rte. 8 to Rte. 49 in Iron County. Includes Rte. V from Rte.	Engineering:	5	90	0	0	0	0	0	0	0
Route: RT Y	49 to Rte. Y and Rte. P from Rte. C to Rte. 19.	R/W:	0	0	0	0	0	0	0	0	0
Job No.: SS3154		Construction:	0	1,309	0	0	0	0	0	0	0
Length: 34.82	MPO: N	FFOS:	0	0	0	0	0	0	0	0	0
Fund Cat: Taking Care Of System	AC-State: 1,119 State: 280 Local: 0	Payments:	0	0	0	0	0	0	0	0	0
Sec Cat: Thin Lift Overlay	Awd Date: Fall 16 Anticipated Fed Cat: S.T.P.										
TIP #: Future Cost: 0 Estimate Total: 1,404											

* Subject to the approval of the Transportation Improvement Plan by the governing Metropolitan Planning Organization.



2017-2021 Highway and Bridge Construction Schedule

Construction contingency applied to construction cost in the year the project is awarded.

Three percent project growth factor compounded annually is applied to right-of-way and construction costs in program years 2, 3, 4, and 5.

No inflation is applied to the Funding From Other Sources (FFOS) or Payments.

Engineering includes PE costs, CE costs and R/W incidentals.

Construction contingency applied to construction cost in the year the project is awarded. Three percent project growth factor compounded annually is applied to right-of-way and construction costs in program years 2, 3, 4, and 5. No inflation is applied to the Funding From Other Sources (FFOS) or Payments. Engineering includes PE costs, CE costs and R/W incidentals.							STATE FISCAL YEAR PROJECT BUDGETING					
							Prior Prog.	7/2016- 6/2017	7/2017- 6/2018	7/2018- 6/2019	7/2019- 6/2020	7/2020- 6/2021
County: Dent Route: MO 32 Job No.: 5P3104 Length: 0.06 MPO: N Fund Cat: Taking Care Of System Sec Cat: Rehab And Reconst Awd Date: Spring 17 TIP #: Future Cost: 0	Bridge improvements over Dry Valley Creek. Project involves bridge J0216.			Fed: 942 State: 235 Local: 0	Anticipated Fed Cat: NHPP	Estimate Total: 1,187	Engineering: 10 R/W: 0 Construction: 0 FFOS: 0 Payments: 0	231 10 936 0 0	0 0 0 0 0	0 0 0 0 0	0 0 0 0 0	
County: Dent Route: MO 32 Job No.: 5P3196 Length: 31.87 MPO: N Fund Cat: Taking Care Of System Sec Cat: Thin Lift Overlay Awd Date: Fall 17 TIP #: Future Cost: 0	Pavement improvements from Salem to Rte. 63 in Texas County. Includes Rte. 119 from Rte. 32 to end of state maintenance.			AC-State: 1,772 State: 444 Local: 0	Anticipated Fed Cat: S.T.P.	Estimate Total: 2,216	Engineering: 0 R/W: 0 Construction: 0 FFOS: 0 Payments: 0	3 0 0 0 0	129 0 2,084 0 0	0 0 0 0 0	0 0 0 0 0	
County: Dent Route: RT F Job No.: 5S3167 Length: 0.10 MPO: N Fund Cat: Taking Care Of System Sec Cat: Rehab And Reconst Awd Date: 2018 TIP #: Future Cost: 0	Bridge improvements over Holt Creek and Dry Fork Creek. Project involves bridges T0983 and T0984.			Fed: 884 State: 222 Local: 0	Anticipated Fed Cat: NHPP	Estimate Total: 1,123	Engineering: 17 R/W: 0 Construction: 0 FFOS: 0 Payments: 0	60 0 0 0 0	148 0 898 0 0	0 0 0 0 0	0 0 0 0 0	
County: Gasconade Route: MO 100 Job No.: 5P3099 Length: 0.07 MPO: N Fund Cat: Taking Care Of System Sec Cat: Rehab And Reconst Awd Date: Winter 17 TIP #: Future Cost: 0	Bridge improvements over Little Berger Creek. Project involves bridge K0160.			Fed: 1,122 State: 280 Local: 0	Anticipated Fed Cat: NHPP	Estimate Total: 1,407	Engineering: 5 R/W: 0 Construction: 0 FFOS: 0 Payments: 0	379 1 1,022 0 0	0 0 0 0 0	0 0 0 0 0	0 0 0 0 0	
County: Gasconade Route: MO 19 Job No.: 5S3140 Length: 0.46 MPO: N Fund Cat: Taking Care Of System Sec Cat: Rehab And Reconst Awd Date: Winter 17 TIP #: Future Cost: 0	Bridge improvements over Second Creek. Includes Rte. EE over Dry Fork Creek. Project involves bridges K0636 and R0292.			Fed: 1,873 State: 468 Local: 0	Anticipated Fed Cat: NHPP	Estimate Total: 2,370	Engineering: 29 R/W: 0 Construction: 0 FFOS: 0 Payments: 0	690 10 1,641 0 0	0 0 0 0 0	0 0 0 0 0	0 0 0 0 0	

* Subject to the approval of the Transportation Improvement Plan by the governing Metropolitan Planning Organization.



2017-2021 Highway and Bridge Construction Schedule

Construction contingency applied to construction cost in the year the project is awarded.

Three percent project growth factor compounded annually is applied to right-of-way and construction costs in program years 2, 3, 4, and 5.

No inflation is applied to the Funding From Other Sources (FFOS) or Payments.

Engineering includes PE costs, CE costs and R/W incidentals.

						STATE FISCAL YEAR PROJECT BUDGETING					
						Prior Prog.	7/2016- 6/2017	7/2017- 6/2018	7/2018- 6/2019	7/2019- 6/2020	7/2020- 6/2021
County:	Gasconade	Pavement improvements from Jackson St. in Owensville to Crawford County. Includes Rte. A in Osage Co. from Old Rte. 50 to end of state maintenance, Rte. DD in Crawford Co. from Rte. 19 to end of state maintenance and Rte. ZZ in Crawford Co. from Rte. F at I-44 to Rte. 1				Engineering:	0	1	89	0	0
Route:	RT EE					R/W:	0	0	0	0	0
Job No.:	5P3201					Construction:	0	0	1,647	0	0
Length:	29.20	MPO: N				FFOS:	0	0	0	0	0
Fund Cat:	Taking Care Of System			AC-State:	1,391	State:	346	Local:	0		
Sec Cat:	Thin Lift Overlay	Awd Date:	Fall 17	Anticipated Fed Cat:	S.T.P.		Payments:	0	0	0	0
TIP #:			Future Cost:	0	Estimate Total:	1,737					
County:	Gasconade	Pavement improvements from Rte. 19 in Hermann to Rte. E. Includes Rte. ZZ from Rte. 19 to Franklin County line. \$1,095,000 from District Operations budget.				Engineering:	0	78	0	0	0
Route:	RT H					R/W:	0	0	0	0	0
Job No.:	5S3189					Construction:	0	1,095	0	0	0
Length:	19.51	MPO: N				FFOS:	0	1,095	0	0	0
Fund Cat:	Taking Care Of System			AC-State:	938	State:	235	Local:	0		
Sec Cat:	Thin Lift Overlay	Awd Date:	Fall 16	Anticipated Fed Cat:	S.T.P.		Payments:	0	0	0	0
TIP #:			Future Cost:	0	Estimate Total:	1,173					
County:	Gasconade	Bridge improvements over Third Creek, 6.8 miles south of Rte. 50. Project involves bridge R0407.				Engineering:	25	67	0	0	0
Route:	RT P					R/W:	0	0	0	0	0
Job No.:	5S3047					Construction:	0	427	0	0	0
Length:	0.06	MPO: N				FFOS:	0	0	0	0	0
Fund Cat:	Taking Care Of System			Fed:	396	State:	98	Local:	0		
Sec Cat:	Rehab And Reconst	Awd Date:	Summer 16	Anticipated Fed Cat:	NHPP		Payments:	0	0	0	0
TIP #:			Future Cost:	0	Estimate Total:	519					
County:	Gasconade	Bridge improvements over the Bourbeuse River. Project involves bridge N0563.				Engineering:	20	46	102	268	0
Route:	RT T					R/W:	0	0	10	0	0
Job No.:	5S3174					Construction:	0	0	0	1,850	0
Length:	0.10	MPO: N				FFOS:	0	0	0	0	0
Fund Cat:	Taking Care Of System			AC-State:	1,821	State:	455	Local:	0		
Sec Cat:	Rehab And Reconst	Awd Date:	2019	Anticipated Fed Cat:	S.T.P.		Payments:	0	0	0	0
TIP #:			Future Cost:	0	Estimate Total:	2,296					
County:	Howard	Pavement improvements from Rte. 240 east of Fayette to Rte. 63 in Boone County.				Engineering:	1	34	0	0	0
Route:	MO 124					R/W:	0	0	0	0	0
Job No.:	5S3160					Construction:	0	520	0	0	0
Length:	19.95	MPO: N				FFOS:	0	0	0	0	0
Fund Cat:	Taking Care Of System			AC-State:	444	State:	110	Local:	0		
Sec Cat:	Thin Lift Overlay	Awd Date:	Fall 16	Anticipated Fed Cat:	S.T.P.		Payments:	0	0	0	0
TIP #:			Future Cost:	0	Estimate Total:	555					

* Subject to the approval of the Transportation Improvement Plan by the governing Metropolitan Planning Organization.



2017-2021 Highway and Bridge Construction Schedule

Construction contingency applied to construction cost in the year the project is awarded.

Three percent project growth factor compounded annually is applied to right-of-way and construction costs in program years 2, 3, 4, and 5.

No inflation is applied to the Funding From Other Sources (FFOS) or Payments.

Engineering includes PE costs, CE costs and R/W incidentals.

Construction contingency applied to construction cost in the year the project is awarded. Three percent project growth factor compounded annually is applied to right-of-way and construction costs in program years 2, 3, 4, and 5. No inflation is applied to the Funding From Other Sources (FFOS) or Payments. Engineering includes PE costs, CE costs and R/W incidentals.							STATE FISCAL YEAR PROJECT BUDGETING						
							Prior Prog.	7/2016- 6/2017	7/2017- 6/2018	7/2018- 6/2019	7/2019- 6/2020	7/2020- 6/2021	
County: Howard	Pavement and shoulder improvements from Rte. 5 to Rte. UU in Boone County.						Engineering:	0	10	261	0	0	0
Route: US 40							R/W:	0	0	0	0	0	0
Job No.: 5P3213							Construction:	0	0	4,219	0	0	0
Length: 17.82	MPO: Y					FFOS:	0	0	0	0	0	0	
Fund Cat: Taking Care Of System			Fed: 3,592	State: 898	Local: 0	Payments:	0	0	0	0	0	0	
Sec Cat: Thin Lift Overlay	Awd Date: Fall 17	Anticipated Fed Cat: S.T.P.											
TIP #:	Future Cost: 0		Estimate Total: 4,490										
County: Howard	Pavement improvements from bridge over Bear Creek to Rte. 87.						Engineering:	1	19	0	0	0	0
Route: MO 5							R/W:	0	2	0	0	0	0
Job No.: 5P3156							Construction:	0	234	0	0	0	0
Length: 0.85	MPO: N					FFOS:	0	0	0	0	0	0	
Fund Cat: Taking Care Of System			AC-State: 205	State: 50	Local: 0	Payments:	0	0	0	0	0	0	
Sec Cat: Thin Lift Overlay	Awd Date: Fall 16	Anticipated Fed Cat: S.T.P.											
TIP #:	Future Cost: 0		Estimate Total: 256										
County: Howard	Bridge improvements over Doxie Creek. Project involves bridge X0691.						Engineering:	7	20	21	101	0	0
Route: RT V							R/W:	0	0	1	0	0	0
Job No.: 5S3172							Construction:	0	0	0	708	0	0
Length: 0.02	MPO: N					FFOS:	0	0	0	0	0	0	
Fund Cat: Taking Care Of System			AC-State: 681	State: 170	Local: 0	Payments:	0	0	0	0	0	0	
Sec Cat: Rehab And Reconst	Awd Date: 2019	Anticipated Fed Cat: S.T.P.											
TIP #:	Future Cost: 0		Estimate Total: 858										
County: Laclede	Pavement and shoulder improvements from Rte. 5 in Laclede County to Rte. 17 in Texas County.						Engineering:	10	37	763	0	0	0
Route: MO 32							R/W:	0	0	0	0	0	0
Job No.: 5P3124							Construction:	0	0	3,568	0	0	0
Length: 37.37	MPO: N					FFOS:	0	0	0	0	0	0	
Fund Cat: Taking Care Of System			AC-State: 3,494	State: 874	Local: 0	Payments:	0	0	0	0	0	0	
Sec Cat: Thin Lift Overlay	Awd Date: Fall 17	Anticipated Fed Cat: S.T.P.											
TIP #:	Future Cost: 0		Estimate Total: 4,378										
County: Laclede	Job Order Contracting for asphalt pavement repair in Laclede, Pulaski, Phelps and Crawford Counties.						Engineering:	0	37	0	0	0	0
Route: IS 44							R/W:	0	0	0	0	0	0
Job No.: 0I3003Q							Construction:	0	525	0	0	0	0
Length: 112.22	MPO: N					FFOS:	0	0	0	0	0	0	
Fund Cat: Statewide Interstate And Major Bridge			AC-State: 505	State: 57	Local: 0	Payments:	0	0	0	0	0	0	
Sec Cat: Preventive Maint	Awd Date: Spring 17	Anticipated Fed Cat: NHPP											
TIP #:	Future Cost: 0		Estimate Total: 562										

* Subject to the approval of the Transportation Improvement Plan by the governing Metropolitan Planning Organization.



2017-2021 Highway and Bridge Construction Schedule

Construction contingency applied to construction cost in the year the project is awarded.

Three percent project growth factor compounded annually is applied to right-of-way and construction costs in program years 2, 3, 4, and 5.

No inflation is applied to the Funding From Other Sources (FFOS) or Payments.

Engineering includes PE costs, CE costs and R/W incidentals.

						STATE FISCAL YEAR PROJECT BUDGETING					
						Prior Prog.	7/2016- 6/2017	7/2017- 6/2018	7/2018- 6/2019	7/2019- 6/2020	7/2020- 6/2021
County:	Laclede	Job Order Contracting for concrete pavement repair in Laclede, Pulaski, Phelps and Crawford Counties.				Engineering:	0	11	0	0	0
Route:	IS 44					R/W:	0	0	0	0	0
Job No.:	0I3003R					Construction:	0	150	0	0	0
Length:	112.22	MPO: N				FFOS:	0	0	0	0	0
Fund Cat:	Statewide Interstate And Major Bridge		AC-State:	145	State: 16	Local: 0	Payments:	0	0	0	0
Sec Cat:	Preventive Maint	Awd Date:	Spring 17	Anticipated Fed Cat:	NHPP						
TIP #:			Future Cost:	0	Estimate Total:	161					
County:	Laclede	Bridge improvements over the Gasconade River. Project involves bridge G0245.				Engineering:	50	215	763	0	0
Route:	OR 44					R/W:	0	100	0	0	0
Job No.:	5S3162					Construction:	0	0	4,311	0	0
Length:	0.40	MPO: N				FFOS:	0	0	0	0	0
Fund Cat:	Taking Care Of System		AC-State:	4,311	State: 1,078	Local: 0	Payments:	0	0	0	0
Sec Cat:	Rehab And Reconst	Awd Date:	2018	Anticipated Fed Cat:	S.T.P. Federal Oversight						
TIP #:			Future Cost:	0	Estimate Total:	5,439					
County:	Laclede	Pavement and bridge improvements on the eastbound and westbound lanes from near the Laclede County line to 0.2 mile west of Sugar Tree Road. Project involves bridges L0415, A1635 and A1636.				Engineering:	102	23	50	169	0
Route:	IS 44					R/W:	0	0	0	0	0
Job No.:	9I2167					Construction:	0	0	0	13,651	0
Length:	31.13	MPO: N				FFOS:	0	0	0	0	0
Fund Cat:	Statewide Interstate And Major Bridge		AC-State:	12,504	State: 1,389	Local: 0	Payments:	0	0	0	0
Sec Cat:	Preventive Maint	Awd Date:	2019	Anticipated Fed Cat:	NHPP						
TIP #:			Future Cost:	0	Estimate Total:	13,995					
County:	Laclede	Payment to the City of Lebanon for ADA Transition Plan improvements from 6th Street to Vance Road. \$518,000 Statewide Transportation Alternative funds and \$7,000 District Alternative funds. City to let as STP-3800(806).				Engineering:	0	0	0	0	0
Route:	MO 5					R/W:	0	0	0	0	0
Job No.:	5P3069B					Construction:	0	525	0	0	0
Length:	0.00	MPO: N				FFOS:	0	525	0	0	0
Fund Cat:	Taking Care Of System		Fed:	420	State: 105	Local: 0	Payments:	0	0	0	0
Sec Cat:	N- Ada Trans	Awd Date:	Let by Others	Anticipated Fed Cat:	S.T.P.						
TIP #:			Future Cost:	0	Estimate Total:	525					
County:	Laclede	Pavement and shoulder improvements from Rte. 32 to Rte. C.				Engineering:	5	19	269	0	0
Route:	MO 5					R/W:	0	0	0	0	0
Job No.:	5P3123					Construction:	0	0	1,288	0	0
Length:	5.89	MPO: N				FFOS:	0	0	0	0	0
Fund Cat:	Taking Care Of System		AC-State:	1,260	State: 316	Local: 0	Payments:	0	0	0	0
Sec Cat:	Thin Lift Overlay	Awd Date:	Fall 17	Anticipated Fed Cat:	S.T.P.						
TIP #:			Future Cost:	0	Estimate Total:	1,581					

* Subject to the approval of the Transportation Improvement Plan by the governing Metropolitan Planning Organization.



2017-2021 Highway and Bridge Construction Schedule

Construction contingency applied to construction cost in the year the project is awarded.

Three percent project growth factor compounded annually is applied to right-of-way and construction costs in program years 2, 3, 4, and 5.

No inflation is applied to the Funding From Other Sources (FFOS) or Payments.

Engineering includes PE costs, CE costs and R/W incidentals.

Construction contingency applied to construction cost in the year the project is awarded. Three percent project growth factor compounded annually is applied to right-of-way and construction costs in program years 2, 3, 4, and 5. No inflation is applied to the Funding From Other Sources (FFOS) or Payments. Engineering includes PE costs, CE costs and R/W incidentals.											STATE FISCAL YEAR PROJECT BUDGETING					
											Prior Prog.	7/2016- 6/2017	7/2017- 6/2018	7/2018- 6/2019	7/2019- 6/2020	7/2020- 6/2021
County: Laclede Route: MO 5 Job No.: 5P3203 Length: 0.07 MPO: N Fund Cat: Taking Care Of System Sec Cat: Preventive Maint Awd Date: Spring 17 Anticipated Fed Cat: NHPP TIP #: Future Cost: 0 Estimate Total: 306	Bridge painting over I-44 at Lebanon. Project involves bridge A3617.					Engineering:	0	31	0	0	0	0				
							R/W:	0	0	0	0	0	0			
							Construction:	0	275	0	0	0	0			
							FFOS:	0	0	0	0	0	0			
							Payments:	0	0	0	0	0	0			
County: Laclede Route: RT B Job No.: 5S3198 Length: 29.64 MPO: N Fund Cat: Taking Care Of System Sec Cat: Thin Lift Overlay Awd Date: 2018 Anticipated Fed Cat: S.T.P. TIP #: Future Cost: 0 Estimate Total: 773	Pavement improvements from Rte. 32 to Rte. O. Includes Rte. C from Rte. A to Rte. 5 and Rte. CC from Rte. C to Webster County.					Engineering:	0	1	40	0	0	0				
							R/W:	0	0	0	0	0	0			
							Construction:	0	0	732	0	0	0			
							FFOS:	0	0	0	0	0	0			
							Payments:	0	0	0	0	0	0			
County: Maries Route: MO 42 Job No.: 5P3106 Length: 0.11 MPO: N Fund Cat: Taking Care Of System Sec Cat: Rehab And Reconst Awd Date: Fall 16 Anticipated Fed Cat: NHPP TIP #: Future Cost: 0 Estimate Total: 534	Bridge improvements over Little Maries River. Project involves bridge A2531.					Engineering:	11	57	0	0	0	0				
							R/W:	3	0	0	0	0	0			
							Construction:	0	463	0	0	0	0			
							FFOS:	0	0	0	0	0	0			
							Payments:	0	0	0	0	0	0			
County: Maries Route: MO 68 Job No.: 5P3122 Length: 0.11 MPO: N Fund Cat: Taking Care Of System Sec Cat: Rehab And Reconst Awd Date: Fall 16 Anticipated Fed Cat: NHPP TIP #: Future Cost: 0 Estimate Total: 812	Bridge improvements over Coppedge Creek and Lanes Fork Creek. Project involves bridges A3405 and A3406.					Engineering:	6	109	0	0	0	0				
							R/W:	1	0	0	0	0	0			
							Construction:	0	696	0	0	0	0			
							FFOS:	0	0	0	0	0	0			
							Payments:	0	0	0	0	0	0			
County: Miller Route: MO 17 Job No.: 5P3197 Length: 49.55 MPO: N Fund Cat: Taking Care Of System Sec Cat: Thin Lift Overlay Awd Date: 2018 Anticipated Fed Cat: S.T.P. TIP #: Future Cost: 0 Estimate Total: 2,672	Pavement improvements from Rte. 42 to I-44 Spur and from I-44 to Rte. 32 in Texas County. Two disconnected sections.					Engineering:	0	2	137	0	0	0				
							R/W:	0	0	0	0	0	0			
							Construction:	0	0	2,533	0	0	0			
							FFOS:	0	0	0	0	0	0			
							Payments:	0	0	0	0	0	0			

* Subject to the approval of the Transportation Improvement Plan by the governing Metropolitan Planning Organization.



2017-2021 Highway and Bridge Construction Schedule

Transportation Planning

P.O. Box 270
Jefferson City, MO 65102

Construction contingency applied to construction cost in the year the project is awarded.

Three percent project growth factor compounded annually is applied to right-of-way and construction costs in program years 2, 3, 4, and 5.

No inflation is applied to the Funding From Other Sources (FFOS) or Payments.

Engineering includes PE costs, CE costs and R/W incidentals.

Construction contingency applied to construction cost in the year the project is awarded. Three percent project growth factor compounded annually is applied to right-of-way and construction costs in program years 2, 3, 4, and 5. No inflation is applied to the Funding From Other Sources (FFOS) or Payments. Engineering includes PE costs, CE costs and R/W incidentals.							STATE FISCAL YEAR PROJECT BUDGETING							
							Prior Prog.	7/2016- 6/2017	7/2017- 6/2018	7/2018- 6/2019	7/2019- 6/2020	7/2020- 6/2021		
County:	Miller	Pavement and shoulder improvements from Iberia to Rte. 63. Includes Rte. 19 pavement & shoulders from Rte. 50 to Rte. 28. Includes Rte. 28 pavement improvements from Rte. 63 to I-44. Rte. 100 pavement improvement from Rte. N to Rte. 19 & east of Hermann to Franklin Co.					Engineering:	0	92	433	0	0	0	
Route:	MO 42						R/W:	0	0	0	0	0		
Job No.:	5P3191						Construction:	0	0	4,996	0	0	0	
Length:	77.74						MPO: N	FFOS:	0	0	0	0	0	0
Fund Cat:	Taking Care Of System						AC-State: 4,417	State: 1,104	Local: 0	Payments:	0	0	0	0
Sec Cat:	Thin Lift Overlay	Awd Date:	Fall 17	Anticipated Fed Cat:	S.T.P.									
TIP #:		Future Cost:	0	Estimate Total:	5,521									
County:	Miller	Bridge improvements over Rte. 54 at Eldon. Project involves bridge A2810.					Engineering:	5	186	0	0	0	0	
Route:	MO 52						R/W:	0	0	0	0	0	0	
Job No.:	5P3102						Construction:	0	1,184	0	0	0	0	
Length:	0.06						MPO: N	FFOS:	0	0	0	0	0	0
Fund Cat:	Taking Care Of System						Fed: 1,096	State: 274	Local: 0	Payments:	0	0	0	0
Sec Cat:	Rehab And Reconst	Awd Date:	Winter 17	Anticipated Fed Cat:	NHPP									
TIP #:		Future Cost:	0	Estimate Total:	1,375									
County:	Miller	Bridge improvements over Tavern Creek. Project involves bridge N0455.					Engineering:	50	81	222	0	0	0	
Route:	RT A						R/W:	0	1	0	0	0	0	
Job No.:	5S3163						Construction:	0	0	1,303	0	0	0	
Length:	0.17						MPO: N	FFOS:	0	0	0	0	0	0
Fund Cat:	Taking Care Of System						Fed: 1,286	State: 321	Local: 0	Payments:	0	0	0	0
Sec Cat:	Rehab And Reconst	Awd Date:	2018	Anticipated Fed Cat:	NHPP									
TIP #:		Future Cost:	0	Estimate Total:	1,657									
County:	Moniteau	Pavement improvements from Rte. 50 to Rte. 52.					Engineering:	0	1	31	0	0	0	
Route:	MO 5						R/W:	0	0	0	0	0	0	
Job No.:	5P3209						Construction:	0	0	563	0	0	0	
Length:	14.47						MPO: N	FFOS:	0	0	0	0	0	0
Fund Cat:	Taking Care Of System						AC-State: 476	State: 119	Local: 0	Payments:	0	0	0	0
Sec Cat:	Thin Lift Overlay	Awd Date:	Fall 17	Anticipated Fed Cat:	NHPP									
TIP #:		Future Cost:	0	Estimate Total:	595									
County:	Moniteau	Bridge improvements over Moreau Creek. Project involves bridge R0435.					Engineering:	32	50	52	302	0	0	
Route:	RT E						R/W:	0	0	5	0	0	0	
Job No.:	5S3168						Construction:	0	0	0	2,129	0	0	
Length:	0.06						MPO: N	FFOS:	0	0	0	0	0	0
Fund Cat:	Taking Care Of System						Fed: 2,031	State: 507	Local: 0	Payments:	0	0	0	0
Sec Cat:	Rehab And Reconst	Awd Date:	2019	Anticipated Fed Cat:	NHPP									
TIP #:		Future Cost:	0	Estimate Total:	2,570									

* Subject to the approval of the Transportation Improvement Plan by the governing Metropolitan Planning Organization.

Jun-14-2016

Section 4 - 16

District Central

Dollars in Thousands



2017-2021 Highway and Bridge Construction Schedule

Transportation Planning

P.O. Box 270
Jefferson City, MO 65102

Construction contingency applied to construction cost in the year the project is awarded.

Three percent project growth factor compounded annually is applied to right-of-way and construction costs in program years 2, 3, 4, and 5.

No inflation is applied to the Funding From Other Sources (FFOS) or Payments.

Engineering includes PE costs, CE costs and R/W incidentals.

Construction contingency applied to construction cost in the year the project is awarded. Three percent project growth factor compounded annually is applied to right-of-way and construction costs in program years 2, 3, 4, and 5. No inflation is applied to the Funding From Other Sources (FFOS) or Payments. Engineering includes PE costs, CE costs and R/W incidentals.											STATE FISCAL YEAR PROJECT BUDGETING						
											Prior Prog.	7/2016- 6/2017	7/2017- 6/2018	7/2018- 6/2019	7/2019- 6/2020	7/2020- 6/2021	
County: Morgan	Pavement and shoulder improvements from Rte. 5 west junction at Versailles to Aurora Street at Eldon.										Engineering:	25	378	0	0	0	0
Route: MO 52											R/W:	0	0	0	0	0	0
Job No.: 5P3117											Construction:	0	3,494	0	0	0	0
Length: 17.93	MPO: N					AC-State: 3,097	State: 775	Local: 0	FFOS:	0	0	0	0	0	0		
Fund Cat: Taking Care Of System											Payments:	0	0	0	0	0	0
Sec Cat: Thin Lift Overlay	Awd Date: Fall 16	Anticipated Fed Cat: NHPP															
TIP #:	Future Cost: 0				Estimate Total: 3,897												
County: Morgan	Pavement improvements from near the Benton County line to Rte. 5 at Versailles.										Engineering:	0	1	34	0	0	0
Route: MO 52											R/W:	0	0	0	0	0	0
Job No.: 5P3208											Construction:	0	0	622	0	0	0
Length: 11.91	MPO: N					AC-State: 526	State: 131	Local: 0	FFOS:	0	0	0	0	0	0		
Fund Cat: Taking Care Of System											Payments:	0	0	0	0	0	0
Sec Cat: Thin Lift Overlay	Awd Date: Fall 17	Anticipated Fed Cat: S.T.P.															
TIP #:	Future Cost: 0				Estimate Total: 657												
County: Morgan	Bridge improvements over Richland Creek. Project involves bridge P0717.										Engineering:	10	20	31	142	0	0
Route: RT BB											R/W:	0	0	10	0	0	0
Job No.: 5S3175											Construction:	0	0	0	732	0	0
Length: 0.07	MPO: N					Fed: 748	State: 187	Local: 0	FFOS:	0	0	0	0	0	0		
Fund Cat: Taking Care Of System											Payments:	0	0	0	0	0	0
Sec Cat: Rehab And Reconst	Awd Date: 2019	Anticipated Fed Cat: NHPP															
TIP #:	Future Cost: 0				Estimate Total: 945												
County: Morgan	Pavement improvements from Rte. 135 to Rte. D. Includes Rte. Z from Rte. D to Rte. 5 in Moniteau County. \$1,034,000 from District Operations budget.										Engineering:	0	68	0	0	0	0
Route: RT BB											R/W:	0	0	0	0	0	0
Job No.: 5S3188											Construction:	0	1,034	0	0	0	0
Length: 17.66	MPO: N					AC-State: 881	State: 221	Local: 0	FFOS:	0	1,034	0	0	0	0		
Fund Cat: Taking Care Of System											Payments:	0	0	0	0	0	0
Sec Cat: Thin Lift Overlay	Awd Date: Fall 16	Anticipated Fed Cat: S.T.P.															
TIP #:	Future Cost: 0				Estimate Total: 1,102												
County: Morgan	Bridge painting over Haw Creek, 0.4 mile east of the Pettis/Morgan County line. Project involves bridge A1865.										Engineering:	1	7	0	0	0	0
Route: RT M											R/W:	0	0	0	0	0	0
Job No.: 5S0861B											Construction:	0	70	0	0	0	0
Length: 0.03	MPO: N					Fed: 62	State: 15	Local: 0	FFOS:	0	0	0	0	0	0		
Fund Cat: Taking Care Of System											Payments:	0	0	0	0	0	0
Sec Cat: Preventive Maint	Awd Date: Spring 17	Anticipated Fed Cat: NHPP															
TIP #:	Future Cost: 0				Estimate Total: 78												

* Subject to the approval of the Transportation Improvement Plan by the governing Metropolitan Planning Organization.

Jun-14-2016

Section 4 - 17

District Central

Dollars in Thousands



2017-2021 Highway and Bridge Construction Schedule

Construction contingency applied to construction cost in the year the project is awarded.

Three percent project growth factor compounded annually is applied to right-of-way and construction costs in program years 2, 3, 4, and 5.

No inflation is applied to the Funding From Other Sources (FFOS) or Payments.

Engineering includes PE costs, CE costs and R/W incidentals.

Construction contingency applied to construction cost in the year the project is awarded. Three percent project growth factor compounded annually is applied to right-of-way and construction costs in program years 2, 3, 4, and 5. No inflation is applied to the Funding From Other Sources (FFOS) or Payments. Engineering includes PE costs, CE costs and R/W incidentals.							STATE FISCAL YEAR PROJECT BUDGETING					
							Prior Prog.	7/2016- 6/2017	7/2017- 6/2018	7/2018- 6/2019	7/2019- 6/2020	7/2020- 6/2021
County: Morgan Route: RT O Job No.: 5S3157 Length: 9.06 MPO: N Fund Cat: Taking Care Of System Sec Cat: Thin Lift Overlay Awd Date: Fall 16 Anticipated Fed Cat: S.T.P. TIP #: Future Cost: 0 Estimate Total: 569	Pavement improvements from Rte. 5 to end of state maintenance. Includes Rte. P from Rte. 5 to end of state maintenance.						Engineering: 2 R/W: 0 Construction: 0 FFOS: 0 Payments: 0	36 0 531 0 0 0	0 0 0 0 0 0	0 0 0 0 0 0	0 0 0 0 0 0	
County: Morgan Route: RT PP Job No.: 5S3171 Length: 0.03 MPO: N Fund Cat: Taking Care Of System Sec Cat: Rehab And Reconst Awd Date: 2018 Anticipated Fed Cat: S.T.P. TIP #: Future Cost: 0 Estimate Total: 680	Bridge improvements over Messer Creek. Project involves bridge R0257.						Engineering: 7 R/W: 0 Construction: 0 FFOS: 0 Payments: 0	31 10 0 0 0 0	111 0 521 0 0 0	0 0 0 0 0 0	0 0 0 0 0 0	
County: Osage Route: MO 100 Job No.: 5S3150 Length: 18.58 MPO: N Fund Cat: Taking Care Of System Sec Cat: Thin Lift Overlay Awd Date: Fall 16 Anticipated Fed Cat: S.T.P. TIP #: Future Cost: 0 Estimate Total: 1,408	Pavement improvements from Rte. 50 to 0.7 mile east of Rte. 89 at Chamois.						Engineering: 6 R/W: 0 Construction: 0 FFOS: 0 Payments: 0	86 0 1,316 0 0 0	0 0 0 0 0 0	0 0 0 0 0 0	0 0 0 0 0 0	
County: Osage Route: MO 133 Job No.: 5S3151 Length: 86.32 MPO: N Fund Cat: Taking Care Of System Sec Cat: Thin Lift Overlay Awd Date: Fall 16 Anticipated Fed Cat: S.T.P. TIP #: Future Cost: 0 Estimate Total: 2,055	Pavement improvements from Rte. 63 to Rte. 17 in Pulaski Co., Rte. EE from Rte. 133 to end, Rte. 89 between Linn and Belle city limits, Rte. 89 from Cherry St. in Chamois to Rte. 50 east junction and Spur 89 from Rte. 50 to Rte. 89.						Engineering: 6 R/W: 0 Construction: 0 FFOS: 0 Payments: 0	126 0 1,923 0 0 0	0 0 0 0 0 0	0 0 0 0 0 0	0 0 0 0 0 0	
County: Osage Route: RT T Job No.: 5S3144 Length: 0.27 MPO: N Fund Cat: Taking Care Of System Sec Cat: Rehab And Reconst Awd Date: Winter 17 Anticipated Fed Cat: NHPP TIP #: Future Cost: 0 Estimate Total: 873	Bridge improvements over the Maries River. Project involves bridge A1840.						Engineering: 33 R/W: 0 Construction: 0 FFOS: 0 Payments: 0	114 0 726 0 0 0	0 0 0 0 0 0	0 0 0 0 0 0	0 0 0 0 0 0	

* Subject to the approval of the Transportation Improvement Plan by the governing Metropolitan Planning Organization.



2017-2021 Highway and Bridge Construction Schedule

Construction contingency applied to construction cost in the year the project is awarded.

Three percent project growth factor compounded annually is applied to right-of-way and construction costs in program years 2, 3, 4, and 5.

No inflation is applied to the Funding From Other Sources (FFOS) or Payments.

Engineering includes PE costs, CE costs and R/W incidentals.

						STATE FISCAL YEAR PROJECT BUDGETING					
						Prior Prog.	7/2016- 6/2017	7/2017- 6/2018	7/2018- 6/2019	7/2019- 6/2020	7/2020- 6/2021
County: Phelps	Pavement improvements from 0.7 mile south of Rte. CC in Phelps County to Rte. CC in Texas County. \$996,879.31 FY2010 Approp. Demo ID MO249.	Engineering:	36	379	0	0	0	0	0	0	0
Route: US 63		R/W:	0	0	0	0	0	0	0	0	0
Job No.: SP3054		Construction:	0	5,610	0	0	0	0	0	0	0
Length: 24.98	MPO: N	FFOS:	0	0	0	0	0	0	0	0	0
Fund Cat: Taking Care Of System	AC-State: 4,791 State: 1,198 Local: 0	Payments:	0	0	0	0	0	0	0	0	0
Sec Cat: Thin Lift Overlay	Awd Date: Fall 16 Anticipated Fed Cat: NHPP										
TIP #: Future Cost: 0 Estimate Total: 6,025											
County: Phelps	Pavement improvements from 0.8 mile north of I-44 to 0.7 mile south of Rte. CC at Rolla.	Engineering:	20	9	166	0	0	0	0	0	0
Route: US 63		R/W:	0	0	0	0	0	0	0	0	0
Job No.: SP3116		Construction:	0	0	2,730	0	0	0	0	0	0
Length: 4.51	MPO: N	FFOS:	0	0	0	0	0	0	0	0	0
Fund Cat: Taking Care Of System	AC-State: 2,324 State: 581 Local: 0	Payments:	0	0	0	0	0	0	0	0	0
Sec Cat: Thin Lift Overlay	Awd Date: 2018 Anticipated Fed Cat: NHPP										
TIP #: Future Cost: 0 Estimate Total: 2,925											
County: Phelps	ADA Transition Plan improvements from 0.8 mile north of I-44 to 0.7 mile south of Rte. CC at Rolla. \$650,000 from Statewide Transportation Alternatives funds.	Engineering:	3	30	146	0	0	0	0	0	0
Route: US 63		R/W:	0	0	41	0	0	0	0	0	0
Job No.: SP3129		Construction:	0	0	795	0	0	0	0	0	0
Length: 4.51	MPO: N	FFOS:	0	0	650	0	0	0	0	0	0
Fund Cat: Taking Care Of System	Fed: 810 State: 202 Local: 0	Payments:	0	0	0	0	0	0	0	0	0
Sec Cat: N- Ada Trans	Awd Date: 2018 Anticipated Fed Cat: NHPP										
TIP #: Future Cost: 0 Estimate Total: 1,015											
County: Phelps	ADA Transition Plan improvements from 0.3 mile west of I-44 to near West Johnson Street. \$131,000 from Statewide Transportation Alternatives funds.	Engineering:	5	33	0	0	0	0	0	0	0
Route: MO 68		R/W:	0	20	0	0	0	0	0	0	0
Job No.: SP3030		Construction:	0	144	0	0	0	0	0	0	0
Length: 1.18	MPO: N	FFOS:	0	131	0	0	0	0	0	0	0
Fund Cat: Taking Care Of System	Fed: 158 State: 39 Local: 0	Payments:	0	0	0	0	0	0	0	0	0
Sec Cat: N- Ada Trans	Awd Date: Spring 17 Anticipated Fed Cat: S.T.P.										
TIP #: Future Cost: 0 Estimate Total: 202											
County: Phelps	Pavement improvements from 0.3 mile west of I-44 to Rte. 8 east junction.	Engineering:	5	90	0	0	0	0	0	0	0
Route: MO 68		R/W:	0	0	0	0	0	0	0	0	0
Job No.: SP3120		Construction:	0	479	0	0	0	0	0	0	0
Length: 5.12	MPO: N	FFOS:	0	0	0	0	0	0	0	0	0
Fund Cat: Taking Care Of System	AC-State: 455 State: 114 Local: 0	Payments:	0	0	0	0	0	0	0	0	0
Sec Cat: Thin Lift Overlay	Awd Date: Spring 17 Anticipated Fed Cat: S.T.P.										
TIP #: Future Cost: 0 Estimate Total: 574											

* Subject to the approval of the Transportation Improvement Plan by the governing Metropolitan Planning Organization.



2017-2021 Highway and Bridge Construction Schedule

Transportation Planning

P.O. Box 270
Jefferson City, MO 65102

Construction contingency applied to construction cost in the year the project is awarded.

Three percent project growth factor compounded annually is applied to right-of-way and construction costs in program years 2, 3, 4, and 5.

No inflation is applied to the Funding From Other Sources (FFOS) or Payments.

Engineering includes PE costs, CE costs and R/W incidentals.

						STATE FISCAL YEAR PROJECT BUDGETING					
						Prior Prog.	7/2016- 6/2017	7/2017- 6/2018	7/2018- 6/2019	7/2019- 6/2020	7/2020- 6/2021
County: Phelps	Bridge improvements over the Bourbeuse River, near the Gasconade County line. Project involves bridge X0008.	Engineering:	15	52	197	0	0	0	0	0	0
Route: RT B		R/W:	0	10	0	0	0	0	0	0	0
Job No.: 5S3041		Construction:	0	0	1,506	0	0	0	0	0	0
Length: 0.08	MPO: N	FFOS:	0	0	0	0	0	0	0	0	0
Fund Cat: Taking Care Of System	Fed: 1,413 State: 352 Local: 0	Payments:	0	0	0	0	0	0	0	0	0
Sec Cat: Rehab And Reconst	Awd Date: 2018 Anticipated Fed Cat: NHPP										
TIP #: Future Cost: 0	Estimate Total: 1,780										
County: Phelps	Pavement and shoulder improvements from Forum Drive at Rolla to Maramec St. at St. James. Includes pavement improvements on Rte. E from Rte. 63 to end of state maintenance and pavement improvements on Rte. F from Rte. 72 to Rte. 68.	Engineering:	0	6	246	0	0	0	0	0	0
Route: RT BB		R/W:	0	10	0	0	0	0	0	0	0
Job No.: 5P3215		Construction:	0	0	3,928	0	0	0	0	0	0
Length: 36.69	MPO: N	FFOS:	0	0	0	0	0	0	0	0	0
Fund Cat: Taking Care Of System	AC-State: 3,352 State: 838 Local: 0	Payments:	0	0	0	0	0	0	0	0	0
Sec Cat: Thin Lift Overlay	Awd Date: Fall 17 Anticipated Fed Cat: S.T.P.										
TIP #: Future Cost: 0	Estimate Total: 4,190										
County: Phelps	Bridge improvements over the BNSF Railroad. Project involves bridge X0638.	Engineering:	41	294	0	0	0	0	0	0	0
Route: RT D		R/W:	0	10	0	0	0	0	0	0	0
Job No.: 5S3141		Construction:	0	787	0	0	0	0	0	0	0
Length: 0.06	MPO: N	FFOS:	0	0	0	0	0	0	0	0	0
Fund Cat: Taking Care Of System	Fed: 873 State: 218 Local: 0	Payments:	0	0	0	0	0	0	0	0	0
Sec Cat: Rehab And Reconst	Awd Date: Spring 17 Anticipated Fed Cat: NHPP										
TIP #: Future Cost: 0	Estimate Total: 1,132										
County: Phelps	Pavement improvements from I-44 to Rte. K.	Engineering:	0	1	51	0	0	0	0	0	0
Route: RT J		R/W:	0	0	0	0	0	0	0	0	0
Job No.: 5S3193		Construction:	0	0	938	0	0	0	0	0	0
Length: 17.29	MPO: N	FFOS:	0	0	0	0	0	0	0	0	0
Fund Cat: Taking Care Of System	AC-State: 792 State: 198 Local: 0	Payments:	0	0	0	0	0	0	0	0	0
Sec Cat: Thin Lift Overlay	Awd Date: Fall 17 Anticipated Fed Cat: S.T.P.										
TIP #: Future Cost: 0	Estimate Total: 990										
County: Phelps	Pavement and shoulder improvements from Hypoint Boulevard to I-44 Outer Road in Rolla.	Engineering:	5	38	0	0	0	0	0	0	0
Route: RT V		R/W:	0	0	0	0	0	0	0	0	0
Job No.: 5S3153		Construction:	0	261	0	0	0	0	0	0	0
Length: 0.30	MPO: N	FFOS:	0	0	0	0	0	0	0	0	0
Fund Cat: Taking Care Of System	AC-State: 239 State: 60 Local: 0	Payments:	0	0	0	0	0	0	0	0	0
Sec Cat: Thin Lift Overlay	Awd Date: Fall 16 Anticipated Fed Cat: S.T.P.										
TIP #: Future Cost: 0	Estimate Total: 304										

* Subject to the approval of the Transportation Improvement Plan by the governing Metropolitan Planning Organization.

Jun-14-2016

Section 4 - 20

District Central

Dollars in Thousands



2017-2021 Highway and Bridge Construction Schedule

Construction contingency applied to construction cost in the year the project is awarded.

Three percent project growth factor compounded annually is applied to right-of-way and construction costs in program years 2, 3, 4, and 5.

No inflation is applied to the Funding From Other Sources (FFOS) or Payments.

Engineering includes PE costs, CE costs and R/W incidentals.

Construction contingency applied to construction cost in the year the project is awarded. Three percent project growth factor compounded annually is applied to right-of-way and construction costs in program years 2, 3, 4, and 5. No inflation is applied to the Funding From Other Sources (FFOS) or Payments. Engineering includes PE costs, CE costs and R/W incidentals.											STATE FISCAL YEAR PROJECT BUDGETING					
											Prior Prog.	7/2016- 6/2017	7/2017- 6/2018	7/2018- 6/2019	7/2019- 6/2020	7/2020- 6/2021
County: Pulaski Route: MO 17 Job No.: 5P3190 Length: 0.10 MPO: N Fund Cat: Taking Care Of System Sec Cat: Routine Maintenance Awd Date: Spring 17 TIP #: Future Cost: 0 Estimate Total: 141	Repair slide 0.1 mile north of I-44.					Engineering: 0 R/W: 0 Construction: 0 FFOS: 0 Payments: 0	25 10 106 0 0	0 0 0 0 0	0 0 0 0 0	0 0 0 0 0						
County: Pulaski Route: MO 7 Job No.: 5P3100 Length: 0.23 MPO: N Fund Cat: Taking Care Of System Sec Cat: Rehab And Reconst Awd Date: Fall 16 TIP #: Future Cost: 0 Estimate Total: 1,444	Bridge improvements over the Gasconade River. Project involves bridge A0843.					Engineering: 11 R/W: 3 Construction: 0 FFOS: 0 Payments: 0	157 0 1,273 0 0	0 0 0 0 0	0 0 0 0 0	0 0 0 0 0						
County: Pulaski Route: MO 7 Job No.: 5P3109 Length: 0.50 MPO: N Fund Cat: Taking Care Of System Sec Cat: Preventive Maint Awd Date: 2018 TIP #: Future Cost: 0 Estimate Total: 768	Bridge painting over the Gasconade River. Project involves bridge A0843.					Engineering: 5 R/W: 0 Construction: 0 FFOS: 0 Payments: 0	5 0 0 0 0	52 0 706 0 0	0 0 0 0 0	0 0 0 0 0						
County: Various Route: Various Job No.: 0P3011F Length: 0.00 MPO: N Fund Cat: Taking Care Of System Sec Cat: N- Ada Trans Awd Date: 2017 TIP #: Future Cost: 0 Estimate Total: 685	ADA Transition Plan improvements at various locations in the Central District. \$1,214,000 Statewide Transportation Alternatives funds.					Engineering: 5 R/W: 0 Construction: 0 FFOS: 0 Payments: 0	0 0 680 680 0	0 0 0 0 0	0 0 0 0 0	0 0 0 0 0						
County: Various Route: Various Job No.: 0P3018F Length: 0.00 MPO: N Fund Cat: Safety Sec Cat: Safety Awd Date: 2018 TIP #: Future Cost: 0 Estimate Total: 1,348	Safety projects at various locations in the Central District. \$1,309,000 from Open Container funds.					Engineering: 0 R/W: 0 Construction: 0 FFOS: 0 Payments: 0	0 0 0 0 0	0 0 1,348 1,309 0	0 0 0 0 0	0 0 0 0 0						

* Subject to the approval of the Transportation Improvement Plan by the governing Metropolitan Planning Organization.



2017-2021 Highway and Bridge Construction Schedule

Construction contingency applied to construction cost in the year the project is awarded.

Three percent project growth factor compounded annually is applied to right-of-way and construction costs in program years 2, 3, 4, and 5.

No inflation is applied to the Funding From Other Sources (FFOS) or Payments.

Engineering includes PE costs, CE costs and R/W incidentals.

						STATE FISCAL YEAR PROJECT BUDGETING					
						Prior Prog.	7/2016- 6/2017	7/2017- 6/2018	7/2018- 6/2019	7/2019- 6/2020	7/2020- 6/2021
County: Various	Safety projects at various locations in the Central District. \$1,760,000 from Open Container funds.					Engineering:	0	0	0	0	0
Route: Various						R/W:	0	0	0	0	0
Job No.: 0P3019F						Construction:	0	0	0	1,867	0
Length: 0.00	MPO: N					FFOS:	0	0	0	1,760	0
Fund Cat: Safety					Fed: 1,680 State: 187 Local: 0	Payments:	0	0	0	0	0
Sec Cat: Safety	Awd Date: 2019	Anticipated Fed Cat: Safety									
TIP #:	Future Cost: 0				Estimate Total: 1,867						
County: Various	Safety projects at various locations in the Central District. \$1,760,000 from Open Container funds.					Engineering:	0	0	0	0	0
Route: Various						R/W:	0	0	0	0	0
Job No.: 0P3020F						Construction:	0	0	0	0	1,923
Length: 0.00	MPO: N					FFOS:	0	0	0	0	1,760
Fund Cat: Safety					Fed: 1,731 State: 192 Local: 0	Payments:	0	0	0	0	0
Sec Cat: Safety	Awd Date: 2020	Anticipated Fed Cat: Safety									
TIP #:	Future Cost: 0				Estimate Total: 1,923						
County: Various	Safety projects at various locations in the Central District. \$1,760,000 from Open Container funds.					Engineering:	0	0	0	0	0
Route: Various						R/W:	0	0	0	0	0
Job No.: 0P3021F						Construction:	0	0	0	0	1,981
Length: 0.00	MPO: N					FFOS:	0	0	0	0	1,760
Fund Cat: Safety					Fed: 1,783 State: 198 Local: 0	Payments:	0	0	0	0	0
Sec Cat: Safety	Awd Date: 2021	Anticipated Fed Cat: Safety									
TIP #:	Future Cost: 0				Estimate Total: 1,981						
County: Various	ADA Transition Plan improvements at various locations in the Central District. \$1,188,000 from Statewide Transportation Alternatives funds.					Engineering:	0	0	0	0	0
Route: Various						R/W:	0	0	0	0	0
Job No.: 0S3017F						Construction:	0	1,188	0	0	0
Length: 0.00	MPO: N					FFOS:	0	1,188	0	0	0
Fund Cat: Taking Care Of System					Fed: 950 State: 238 Local: 0	Payments:	0	0	0	0	0
Sec Cat: N- Ada Trans	Awd Date: 2017	Anticipated Fed Cat: S.T.P.									
TIP #:	Future Cost: 0				Estimate Total: 1,188						
County: Various	ADA Transition Plan improvements at various locations in the Central District. \$1,247,000 from Statewide Transportation Alternatives funds.					Engineering:	0	0	0	0	0
Route: Various						R/W:	0	0	0	0	0
Job No.: 0S3019F						Construction:	0	0	0	1,323	0
Length: 0.00	MPO: N					FFOS:	0	0	0	1,247	0
Fund Cat: Taking Care Of System					Fed: 1,058 State: 265 Local: 0	Payments:	0	0	0	0	0
Sec Cat: N- Ada Trans	Awd Date: 2019	Anticipated Fed Cat: S.T.P.									
TIP #:	Future Cost: 0				Estimate Total: 1,323						

* Subject to the approval of the Transportation Improvement Plan by the governing Metropolitan Planning Organization.



2017-2021 Highway and Bridge Construction Schedule

Construction contingency applied to construction cost in the year the project is awarded.

Three percent project growth factor compounded annually is applied to right-of-way and construction costs in program years 2, 3, 4, and 5.

No inflation is applied to the Funding From Other Sources (FFOS) or Payments.

Engineering includes PE costs, CE costs and R/W incidentals.

						STATE FISCAL YEAR PROJECT BUDGETING					
						Prior Prog.	7/2016- 6/2017	7/2017- 6/2018	7/2018- 6/2019	7/2019- 6/2020	7/2020- 6/2021
County: Various	ADA Transition Plan improvements at various locations in the Central District.					Engineering:	0	0	0	0	0
Route: Various	\$1,278,000 from Statewide Transportation Alternatives funds.					R/W:	0	0	0	0	0
Job No.: 0S3020F						Construction:	0	0	0	1,397	0
Length: 0.00	MPO: N					FFOS:	0	0	0	1,278	0
Fund Cat: Taking Care Of System					Fed: 1,118 State: 279 Local: 0	Payments:	0	0	0	0	0
Sec Cat: N- Ada Trans	Awd Date: 2020	Anticipated Fed Cat: S.T.P.									
TIP #:	Future Cost: 0				Estimate Total: 1,397						
County: Various	ADA Transition Plan improvements at various locations in the Central District.					Engineering:	0	0	0	0	0
Route: Various	\$1,278,000 from Statewide Transportation Alternatives funds.					R/W:	0	0	0	0	0
Job No.: 0S3021F						Construction:	0	0	0	0	1,438
Length: 0.00	MPO: N					FFOS:	0	0	0	0	1,278
Fund Cat: Taking Care Of System					Fed: 1,150 State: 288 Local: 0	Payments:	0	0	0	0	0
Sec Cat: N- Ada Trans	Awd Date: 2021	Anticipated Fed Cat: S.T.P.									
TIP #:	Future Cost: 0				Estimate Total: 1,438						
County: Various	Job Order Contracting for guard cable and guardrail repair on various routes in the northern portion of the Central District.					Engineering:	0	37	0	0	0
Route: Various						R/W:	0	0	0	0	0
Job No.: 5P3183						Construction:	0	510	0	0	0
Length: 0.00	MPO: N					FFOS:	0	0	0	0	0
Fund Cat: Taking Care Of System					AC-State: 438 State: 109 Local: 0	Payments:	0	0	0	0	0
Sec Cat: Routine Maintenance	Awd Date: Spring 17	Anticipated Fed Cat: S.T.P.									
TIP #:	Future Cost: 0				Estimate Total: 547						
County: Various	Job Order Contracting for guard cable and guardrail repair on various routes in the southern portion of the Central District.					Engineering:	0	37	0	0	0
Route: Various						R/W:	0	0	0	0	0
Job No.: 5P3184						Construction:	0	510	0	0	0
Length: 0.00	MPO: N					FFOS:	0	0	0	0	0
Fund Cat: Taking Care Of System					AC-State: 438 State: 109 Local: 0	Payments:	0	0	0	0	0
Sec Cat: Routine Maintenance	Awd Date: Spring 17	Anticipated Fed Cat: S.T.P.									
TIP #:	Future Cost: 0				Estimate Total: 547						
County: Various	Chevron installation on various curves in Boone and Callaway Counties.					Engineering:	0	34	0	0	0
Route: Various						R/W:	0	0	0	0	0
Job No.: 5P3204						Construction:	0	314	0	0	0
Length: 0.00	MPO: N					FFOS:	0	0	0	0	0
Fund Cat: Safety					Fed: 314 State: 34 Local: 0	Payments:	0	0	0	0	0
Sec Cat: Safety	Awd Date: Winter 17	Anticipated Fed Cat: Safety									
TIP #:	Future Cost: 0				Estimate Total: 348						

* Subject to the approval of the Transportation Improvement Plan by the governing Metropolitan Planning Organization.



2017-2021 Highway and Bridge Construction Schedule

Construction contingency applied to construction cost in the year the project is awarded.

Three percent project growth factor compounded annually is applied to right-of-way and construction costs in program years 2, 3, 4, and 5.

No inflation is applied to the Funding From Other Sources (FFOS) or Payments.

Engineering includes PE costs, CE costs and R/W incidentals.

Construction contingency applied to construction cost in the year the project is awarded. Three percent project growth factor compounded annually is applied to right-of-way and construction costs in program years 2, 3, 4, and 5. No inflation is applied to the Funding From Other Sources (FFOS) or Payments. Engineering includes PE costs, CE costs and R/W incidentals.							STATE FISCAL YEAR PROJECT BUDGETING					
							Prior Prog.	7/2016- 6/2017	7/2017- 6/2018	7/2018- 6/2019	7/2019- 6/2020	7/2020- 6/2021
County: Various Route: Various Job No.: 5P3216 Length: 0.00 MPO: N Fund Cat: Taking Care Of System Sec Cat: Routine Maintenance Awd Date: 2019 Anticipated Fed Cat: S.T.P. TIP #: Future Cost: 0 Estimate Total: 34,036	Pavement, bridge or operational improvements at various locations in the Central District.						Engineering: 0	50	50	2,109	0	0
							R/W: 0	0	0	0	0	0
							Construction: 0	0	0	31,827	0	0
							FFOS: 0	0	0	0	0	0
							Payments: 0	0	0	0	0	0
County: Various Route: Various Job No.: 5S3043B Length: 0.00 MPO: N Fund Cat: Taking Care Of System Sec Cat: Low Type Resurfacing Awd Date: 2019 Anticipated Fed Cat: S.T.P. TIP #: Future Cost: 0 Estimate Total: 5,783	Pavement and bridge improvements on various routes in the Central District.						Engineering: 1	1	33	443	0	0
							R/W: 0	0	0	0	0	0
							Construction: 0	0	0	5,305	0	0
							FFOS: 0	0	0	0	0	0
							Payments: 0	0	0	0	0	0
County: Washington Route: MO 185 Job No.: 5S3152 Length: 27.52 MPO: N Fund Cat: Taking Care Of System Sec Cat: Thin Lift Overlay Awd Date: Fall 16 Anticipated Fed Cat: S.T.P. TIP #: Future Cost: 0 Estimate Total: 657	Pavement improvements from Franklin County to Rte. 8 in Potosi.						Engineering: 3	43	0	0	0	0
							R/W: 0	0	0	0	0	0
							Construction: 0	611	0	0	0	0
							FFOS: 0	0	0	0	0	0
							Payments: 0	0	0	0	0	0
County: Washington Route: MO 185 Job No.: 5S3178 Length: 0.07 MPO: N Fund Cat: Taking Care Of System Sec Cat: Rehab And Reconst Awd Date: 2019 Anticipated Fed Cat: NHPP TIP #: Future Cost: 0 Estimate Total: 704	Bridge improvements over Fourche-A-Renault. Project involves bridge X0449.						Engineering: 10	20	25	83	0	0
							R/W: 0	0	10	0	0	0
							Construction: 0	0	0	556	0	0
							FFOS: 0	0	0	0	0	0
							Payments: 0	0	0	0	0	0
County: Washington Route: MO 21 Job No.: 5P3212 Length: 40.05 MPO: N Fund Cat: Taking Care Of System Sec Cat: Thin Lift Overlay Awd Date: 2019 Anticipated Fed Cat: S.T.P. TIP #: Future Cost: 0 Estimate Total: 6,928	Pavement improvements from Jefferson County to Rte. 32 in Iron County. Includes Rte. 32 from Rte. 21 to St. Francois County.						Engineering: 0	5	7	391	0	0
							R/W: 0	0	10	0	0	0
							Construction: 0	0	0	6,515	0	0
							FFOS: 0	0	0	0	0	0
							Payments: 0	0	0	0	0	0

* Subject to the approval of the Transportation Improvement Plan by the governing Metropolitan Planning Organization.



2017-2021 Highway and Bridge Construction Schedule

Transportation Planning

P.O. Box 270
Jefferson City, MO 65102

Construction contingency applied to construction cost in the year the project is awarded.

Three percent project growth factor compounded annually is applied to right-of-way and construction costs in program years 2, 3, 4, and 5.

No inflation is applied to the Funding From Other Sources (FFOS) or Payments.

Engineering includes PE costs, CE costs and R/W incidentals.

Construction contingency applied to construction cost in the year the project is awarded. Three percent project growth factor compounded annually is applied to right-of-way and construction costs in program years 2, 3, 4, and 5. No inflation is applied to the Funding From Other Sources (FFOS) or Payments. Engineering includes PE costs, CE costs and R/W incidentals.										STATE FISCAL YEAR PROJECT BUDGETING						
										Prior Prog.	7/2016- 6/2017	7/2017- 6/2018	7/2018- 6/2019	7/2019- 6/2020	7/2020- 6/2021	
County: Washington	Bridge improvements over Cedar Creek. Project involves bridge J0987.									Engineering:	10	245	0	0	0	0
Route: MO 32										R/W:	0	9	0	0	0	0
Job No.: 5P3105										Construction:	0	1,009	0	0	0	0
Length: 0.14	MPO: N									FFOS:	0	0	0	0	0	0
Fund Cat: Taking Care Of System	Fed: 1,011 State: 252 Local: 0									Payments:	0	0	0	0	0	0
Sec Cat: Rehab And Reconst	Awd Date: Winter 17 Anticipated Fed Cat: NHPP															
TIP #:	Future Cost: 0 Estimate Total: 1,273															
County: Washington	Pavement improvements from Rte. AA to St. Francois County.									Engineering:	20	221	0	0	0	0
Route: MO 8										R/W:	0	10	0	0	0	0
Job No.: 5P3115										Construction:	0	3,194	0	0	0	0
Length: 19.30	MPO: N									FFOS:	0	0	0	0	0	0
Fund Cat: Taking Care Of System	AC-State: 2,740 State: 685 Local: 0									Payments:	0	0	0	0	0	0
Sec Cat: Thin Lift Overlay	Awd Date: Spring 17 Anticipated Fed Cat: NHPP															
TIP #:	Future Cost: 0 Estimate Total: 3,445															

* Subject to the approval of the Transportation Improvement Plan by the governing Metropolitan Planning Organization.

Jun-14-2016

Section 4 - 25

District Central

Dollars in Thousands



2017-2021 Highway and Bridge Construction Schedule

Transportation Planning

P.O. Box 270
Jefferson City, MO 65102

Construction contingency applied to construction cost in the year the project is awarded.
Three percent project growth factor compounded annually is applied to right-of-way and construction costs in program years 2, 3, 4, and 5.
No inflation is applied to the Funding From Other Sources (FFOS) or Payments.
Engineering includes PE costs, CE costs and R/W incidentals.

STATE FISCAL YEAR PROJECT BUDGETING						
	Prior Prog.	7/2016- 6/2017	7/2017- 6/2018	7/2018- 6/2019	7/2019- 6/2020	7/2020- 6/2021
FFOS:	0	6,965	3,058	3,007	3,038	3,038
Total R/W:	7	531	109	0	0	0
Total Construction:	0	91,568	73,969	90,709	9,858	3,419
Paybacks:	0	0	0	0	0	0
Sub-Total:	7	92,099	74,078	90,709	9,858	3,419
Total Engineering:	1,796	13,608	8,679	6,647	358	0
Grand Total:	1,803	105,707	82,757	97,356	10,216	3,419

	2017	2018	2019	2020	2021
State	20,080	16,371	16,524	1,161	486
AC-State	34,499	43,996	52,051	0	0
Local	0	0	0	0	0
Sub-total State	54,579	60,367	68,575	1,161	486
Federal					
Sub-total Federal	51,128	22,390	28,781	9,055	2,933
Grand Total	105,707	82,757	97,356	10,216	3,419

Project Count: 122

* Subject to the approval of the Transportation Improvement Plan by the governing Metropolitan Planning Organization.

Jun-14-2016

Section 4 - 1

District Central

Dollars in Thousands



MoDOT's Central District



PAYMENT PROJECTS



2017-2021 Highway and Bridge Construction Schedule

Construction contingency applied to construction cost in the year the project is awarded.

Three percent project growth factor compounded annually is applied to right-of-way and construction costs in program years 2, 3, 4, and 5.

No inflation is applied to the Funding From Other Sources (FFOS) or Payments.

Engineering includes PE costs, CE costs and R/W incidentals.

Construction contingency applied to construction cost in the year the project is awarded. Three percent project growth factor compounded annually is applied to right-of-way and construction costs in program years 2, 3, 4, and 5. No inflation is applied to the Funding From Other Sources (FFOS) or Payments. Engineering includes PE costs, CE costs and R/W incidentals.												STATE FISCAL YEAR PROJECT BUDGETING					
												Prior Prog.	7/2016- 6/2017	7/2017- 6/2018	7/2018- 6/2019	7/2019- 6/2020	7/2020- 6/2021
County: Various Route: Various Job No.: 5B0800T Length: 0.00 MPO: Y Fund Cat: Taking Care Of System Sec Cat: Rehab And Reconst Awd Date: N/A Anticipated Fed Cat: TIP #: Future Cost: 50,001 - 75,000 Estimate Total: 48,929	Payback beginning in SFY 2008 for Safe and Sound bridges in the Central District.					Engineering:	0	0	0	0	0						
						R/W:	107	0	0	0	0						
						Construction:	0	0	0	0	0						
						FFOS:	107	0	0	0	0						
						Payments:	27,442	4,276	4,276	4,276	4,276						
County: Various Route: Various Job No.: 5P3180 Length: 0.00 MPO: N Fund Cat: Safety Sec Cat: Safety Awd Date: N/A Anticipated Fed Cat: TIP #: Future Cost: 0 Estimate Total: 35	On-call work zone enforcement at various locations in the Central District.					Engineering:	0	0	0	0	0						
						R/W:	0	0	0	0	0						
						Construction:	0	0	0	0	0						
						FFOS:	0	0	0	0	0						
						Payments:	0	35	0	0	0						
County: Various Route: Various Job No.: 5P3217 Length: 0.00 MPO: N Fund Cat: Safety Sec Cat: Safety Awd Date: N/A Anticipated Fed Cat: TIP #: Future Cost: 0 Estimate Total: 35	On-call work zone enforcement at various locations in the Central District.					Engineering:	0	0	0	0	0						
						R/W:	0	0	0	0	0						
						Construction:	0	0	0	0	0						
						FFOS:	0	0	0	0	0						
						Payments:	0	0	35	0	0						

* Subject to the approval of the Transportation Improvement Plan by the governing Metropolitan Planning Organization.

Jun-14-2016

Section 4 - 1

District Central

Dollars in Thousands



2017-2021 Highway and Bridge Construction Schedule

Transportation Planning

P.O. Box 270
Jefferson City, MO 65102

Construction contingency applied to construction cost in the year the project is awarded.
Three percent project growth factor compounded annually is applied to right-of-way and construction costs in program years 2, 3, 4, and 5.
No inflation is applied to the Funding From Other Sources (FFOS) or Payments.
Engineering includes PE costs, CE costs and R/W incidentals.

STATE FISCAL YEAR PROJECT BUDGETING						
	Prior Prog.	7/2016- 6/2017	7/2017- 6/2018	7/2018- 6/2019	7/2019- 6/2020	7/2020- 6/2021
FFOS:	107	0	0	0	0	0
Total R/W:	107	0	0	0	0	0
Total Construction:	0	0	0	0	0	0
Paybacks:	27,442	4,311	4,311	4,276	4,276	4,276
Sub-Total:	27,549	4,311	4,311	4,276	4,276	4,276
Total Engineering:	0	0	0	0	0	0
Grand Total:	27,549	4,311	4,311	4,276	4,276	4,276
		2017	2018	2019	2020	2021
State		4,280	4,280	4,276	4,276	4,276
AC-State		0	0	0	0	0
Local		0	0	0	0	0
Sub-total State		4,280	4,280	4,276	4,276	4,276
Federal						
Sub-total Federal		31	31	0	0	0
Grand Total		4,311	4,311	4,276	4,276	4,276

Project Count: 3

* Subject to the approval of the Transportation Improvement Plan by the governing Metropolitan Planning Organization.

Jun-14-2016

Section 4 - 1

District Central

Dollars in Thousands



2017-2021 Highway and Bridge Construction Schedule

Transportation Planning

P.O. Box 270
Jefferson City, MO 65102

Construction contingency applied to construction cost in the year the project is awarded.
Three percent project growth factor compounded annually is applied to right-of-way and construction costs in program years 2, 3, 4, and 5.

No inflation is applied to the Funding From Other Sources (FFOS) or Payments.

Engineering includes PE costs, CE costs and R/W incidentals.

Central

Total

STATE FISCAL YEAR PROJECT BUDGETING						
	Prior Prog.	7/2016- 6/2017	7/2017- 6/2018	7/2018- 6/2019	7/2019- 6/2020	7/2020- 6/2021
FFOS:	107	6,965	3,058	3,007	3,038	3,038
Total R/W:	114	531	109	0	0	0
Total Construction:	0	91,568	73,969	90,709	9,858	3,419
Paybacks:	27,442	4,311	4,311	4,276	4,276	4,276
Sub-Total:	27,556	96,410	78,389	94,985	14,134	7,695
Total Engineering:	1,796	13,608	8,679	6,647	358	0
Grand Total:	29,352	110,018	87,068	101,632	14,492	7,695

	2017	2018	2019	2020	2021
State	24,360	20,651	20,800	5,437	4,762
AC-State	34,499	43,996	52,051	0	0
Local	0	0	0	0	0
Sub-total State	58,859	64,647	72,851	5,437	4,762

Federal					
Sub-total Federal	51,159	22,421	28,781	9,055	2,933
Grand Total	110,018	87,068	101,632	14,492	7,695

Project Count: 125

* Subject to the approval of the Transportation Improvement Plan by the governing Metropolitan Planning Organization.

Jun-14-2016

Section 4 - 1

District Central

Dollars in Thousands

District Program Summary

Central

(Dollars in Millions)

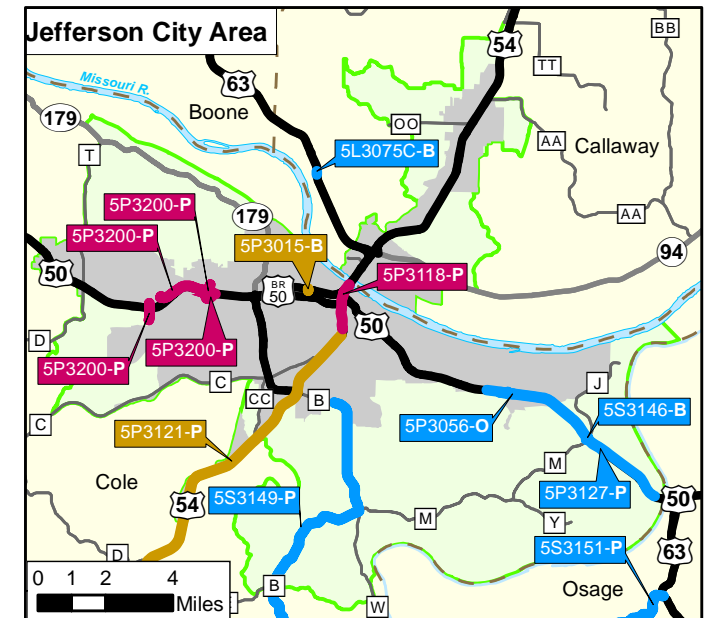
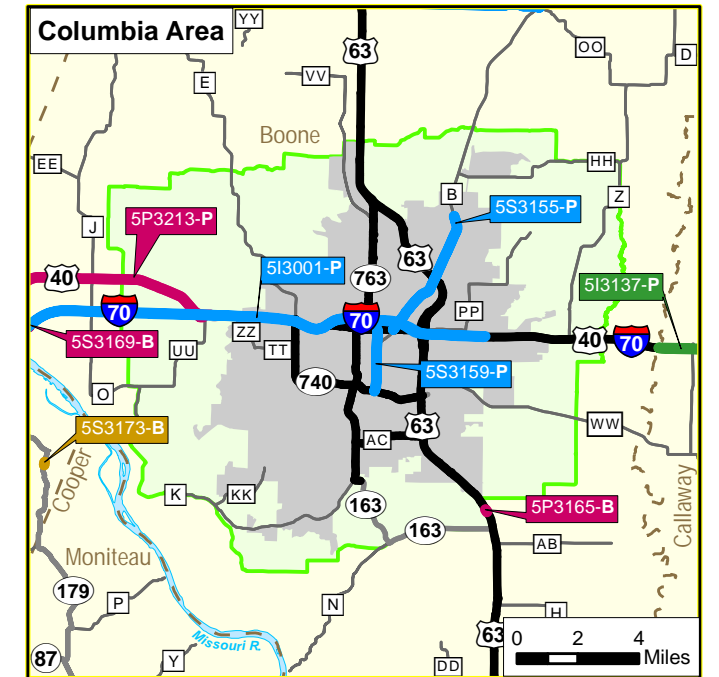
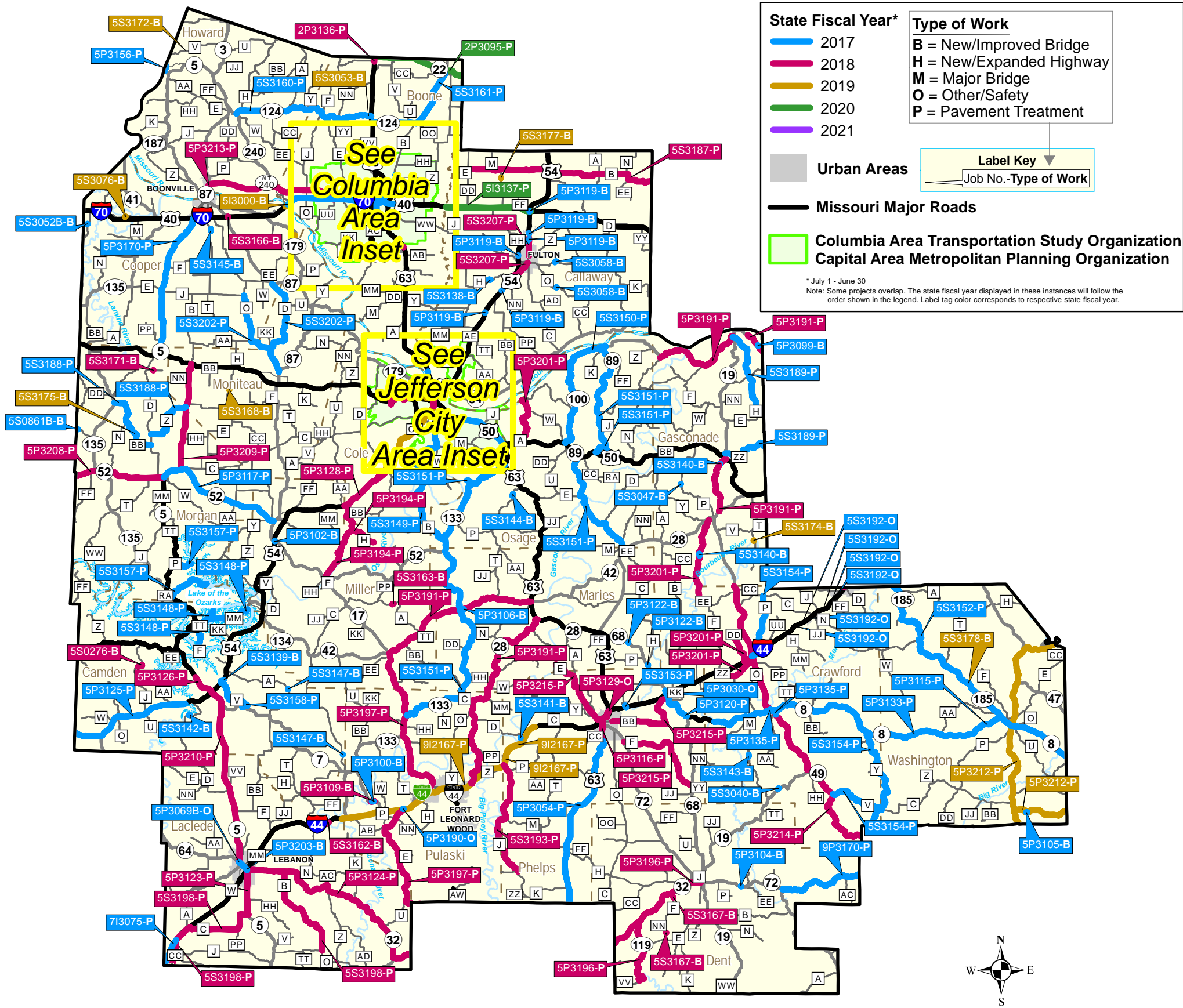
Amounts include construction and right of way, excludes engineering.

State Fiscal Year	2017	2018	2019	2020	2021
Statewide Interstate And Major Bridge - Available					
Statewide Interstate And Major Bridge - FFOS	0.000	0.000	0.000	0.000	0.000
Statewide Interstate And Major Bridge - Fund Transfers	8.814	0.000	24.614	0.000	0.000
Statewide Interstate And Major Bridge - Carryover	-5.540	0.000	0.000	0.000	0.000
Award and Completed Project Adjustments	0.000	0.000	0.000	0.000	0.000
Statewide Interstate And Major Bridge - Total Available	3.274	0.000	24.614	0.000	0.000
Statewide Interstate And Major Bridge - Programmed	8.814	0.000	26.113	0.000	0.000
Safety - Available	2.912	3.085	3.015	3.084	3.060
Safety - FFOS	0.000	1.309	1.760	1.760	1.760
Safety - Fund Transfers	-1.820	-10.028	0.000	0.000	0.000
Safety - Carryover	-0.712	0.000	0.000	0.000	0.000
Award and Completed Project Adjustments	0.130	-1.400	-0.010	0.007	0.000
Safety - Total Available	0.510	-7.034	4.765	4.851	4.820
Safety - Programmed	0.787	1.383	1.867	1.923	1.981
Taking Care Of System - Available	29.154	31.794	31.542	32.261	32.014
Taking Care Of System - FFOS	6.965	1.749	1.247	1.278	1.278
Taking Care Of System - Fund Transfers	79.842	73.139	40.603	0.000	0.000
Taking Care Of System - Carryover	-62.490	0.000	0.000	0.000	0.000
Award and Completed Project Adjustments	-1.370	-3.660	-0.680	1.667	0.000
Taking Care Of System - Total Available	52.101	103.022	72.712	35.206	33.292
Taking Care Of System - Programmed	86.809	77.006	67.004	12.210	5.714
Flexible & Other - Available					
Flexible & Other - FFOS	0.000	0.000	0.000	0.000	0.000
Flexible & Other - Fund Transfers	0.000	0.000	0.000	0.000	0.000
Flexible & Other - Carryover	20.362	0.000	0.000	0.000	0.000
Award and Completed Project Adjustments	3.070	-5.700	0.470	0.599	0.000
Flexible & Other - Total Available	23.432	-5.700	0.470	0.599	0.000
Flexible & Other - Programmed	0.000	0.000	0.000	0.000	0.000
Statewide Major Projects & Emerging Needs - Available					
Statewide Major Projects & Emerging Needs - FFOS	0.000	0.000	0.000	0.000	0.000
Statewide Major Projects & Emerging Needs - Fund Transfers	0.000	0.000	0.000	0.000	0.000
Statewide Major Projects & Emerging Needs - Carryover	1.080	0.000	0.000	0.000	0.000
Award and Completed Project Adjustments	0.000	0.000	0.000	0.000	0.000
Statewide Major Projects & Emerging Needs - Total Available	1.080	0.000	0.000	0.000	0.000
Statewide Major Projects & Emerging Needs - Programmed	0.000	0.000	0.000	0.000	0.000
Statewide Amendment 3 - Available					
Statewide Amendment 3 - FFOS	0.000	0.000	0.000	0.000	0.000
Statewide Amendment 3 - Fund Transfers	0.000	0.000	0.000	0.000	0.000
Statewide Amendment 3 - Carryover	-16.615	0.000	0.000	0.000	0.000
Award and Completed Project Adjustments	0.000	0.000	0.000	0.000	0.000
Statewide Amendment 3 - Total Available	-16.615	0.000	0.000	0.000	0.000
Statewide Amendment 3 - Programmed	0.000	0.000	0.000	0.000	0.000
Total Categorized Funding Available by SFY	63.782	90.288	102.561	40.656	38.112
Total Flexible Funds Available	28.098	-12.402	-4.374	54.778	50.971
Adjustments	1.830	-10.760	-0.220	2.273	0.000
Carryovers	-63.915				
Total Available by SFY	91.880	77.886	98.187	95.434	89.083
Total Programmed by SFY	96.410	78.389	94.984	14.133	7.695

Note: Three percent inflation compounded annually applied to program years 2018 - 2021

Two percent construction contingency applied to construction.

Statewide Transportation Improvement Program 2017-2021 Central District Highway and Bridge Construction Projects



Missouri Department of Transportation
1-888-ASK-MODOT
WWW.MODOT.ORG
July 7, 2016

0 2 4 6 8 10 12 14 16 18 Miles



MoDOT's St Louis District

TMA: East-West Gateway Council of Governments

(Note: The following MoDOT projects are located inside the St Louis Metropolitan Planning area boundary.)

PROJECT DESCRIPTION KEY

2017-2021 Highway and Bridge Construction Schedule

Construction contingency applied to construction cost in the year the project is awarded.

Three percent project growth factor compounded annually is applied to right-of-way and construction in program years 2, 3, 4, and 5.

No inflation is applied to the Funding From Other Sources (FFOS) or Payments.

Engineering includes PE costs, CE costs, and R/W incidentals.

County:	XX					Engineering:	99	9	0	0	0	0
Route:	XX					R/W:	0	0	99	0	0	0
Job No.:						Construction:	0	0	0	999	0	0
Length:	MPO:	Fed:	State:	Local:								
Fund Cat:				<div>Federal Oversight</div>								
Sec Cat:	Award Date	Anticipated Fed Cat:				FFOS:	0	0	0	99	0	0
TIP#	Future Cost:	Estimate Total:				Payments:	0	99	0	0	0	0

Anticipated Federal
Funding Category^

Estimated cost range beyond 2021.

Date project is to be awarded to begin
construction (Season and calendar year for
2016 & 2017. SFY only beyond 2017).

Metropolitan Planning Organization (Y/N).

Project description and location.

County location of project.

Route location of project.

Project number used to track
project costs.

Total length in 1/100 miles.

Primary Funding Category.*

Secondary Funding Category.**

Transportation Improvement Plan

Projects with full oversight by the
Federal Highway Administration.

Total project cost estimate.

Federal, Advanced CN-State,
State and Local share of project
costs.

Dollars programmed
in previous STIPs.

Dollars funded
from other
sources.

Dollars for construction,
utilities and

Dollars for right-of-way
(land acquisition).

Dollars to be paid back for
accelerating the project or
payments to others.

Dollars for engineering that include
preliminary engineering, construction
engineering and right-of-way incidentals.

*Primary Funding Category:

Take Care of System
Statewide Interstate & Major Bridge
Safety
Statewide Safety
Flexible & Other
Amendment 3

**Secondary Funding Category:

Enhancements
Low Type Resurfacing
N - Ada Trans (ADA Transition Plan)
Preventive Maint (Preventive Maintenance)
Regional
Rehab And Reconst (Rehabilitation and Reconstruction)
Routine Maintenance
Safety
Systems Operations
Thin Lift Overlay
Urban Safety

^Anticipated Federal Funding Category:

CMAQ - Congestion Mitigation and Air Quality.

* Usually 80% Federal & 20% State funds.

Earmark - usually 80% Federal & 20% State funds.

NHFP - National Highway Freight Program.

* Usually 80% Federal & 20% State funds.

NHPP - National Highway Performance Program.

* Usually 80% Federal & 20% State funds.

* Sometimes 90% Federal & 10% State funds.

Safety - usually 90% Federal & 10% State funds.

State - No federal funds, state only funded.

STP - Surface Transportation Block Grant Program.

* Usually 80% Federal & 20% State funds.

(All Costs in Thousands)



2017-2021 Highway and Bridge Construction Schedule

Transportation Planning

P.O. Box 270
Jefferson City, MO 65102

Construction contingency applied to construction cost in the year the project is awarded.

Three percent project growth factor compounded annually is applied to right-of-way and construction costs in program years 2, 3, 4, and 5.

No inflation is applied to the Funding From Other Sources (FFOS) or Payments.

Engineering includes PE costs, CE costs and R/W incidentals.

						STATE FISCAL YEAR PROJECT BUDGETING					
						Prior Prog.	7/2016- 6/2017	7/2017- 6/2018	7/2018- 6/2019	7/2019- 6/2020	7/2020- 6/2021
County: Franklin	Pavement improvements from west of Rte. 00 to Rte. 109.					Engineering:	12	212	0	0	0
Route: MO 100						R/W:	0	0	0	0	0
Job No.: 6P3158						Construction:	0	1,636	0	0	0
Length: 7.95	MPO: Y					FFOS:	0	0	0	0	0
Fund Cat: Taking Care Of System	Fed: 1,479 State: 369 Local: 0					Payments:	0	0	0	0	0
Sec Cat: Preventive Maint	Awd Date: Winter 17	Anticipated Fed Cat: NHPP									
TIP #:	Future Cost: 0				Estimate Total: 1,860						
County: Franklin	Bridge improvements on eastbound bridge over Rte. 50. Project involves bridge L0931.					Engineering:	10	30	231	0	0
Route: IS 44						R/W:	0	0	0	0	0
Job No.: 6I3116						Construction:	0	0	3,170	0	0
Length: 0.13	MPO: Y					FFOS:	0	0	0	0	0
Fund Cat: Taking Care Of System	Fed: 2,745 State: 686 Local: 0					Payments:	0	0	0	0	0
Sec Cat: Rehab And Reconst	Awd Date: 2018	Anticipated Fed Cat: NHPP Federal Oversight									
TIP #:	Future Cost: 0				Estimate Total: 3,441						
County: Franklin	Pavement improvements from Rte. 30 to the Crawford County line.					Engineering:	0	300	2,250	0	0
Route: IS 44						R/W:	0	0	0	0	0
Job No.: 6I3189						Construction:	0	0	33,019	0	0
Length: 14.78	MPO: Y					FFOS:	0	0	0	0	0
Fund Cat: Taking Care Of System	Fed: 32,012 State: 3,557 Local: 0					Payments:	0	0	0	0	0
Sec Cat: Preventive Maint	Awd Date: 2018	Anticipated Fed Cat: NHPP Federal Oversight									
TIP #:	Future Cost: 0				Estimate Total: 35,569						
County: Franklin	Pavement improvements from 3rd Street in Washington to Commercial Avenue in St. Clair.					Engineering:	0	100	197	0	0
Route: MO 47						R/W:	0	0	0	0	0
Job No.: 6S3161						Construction:	0	0	2,204	0	0
Length: 14.31	MPO: Y					FFOS:	0	0	0	0	0
Fund Cat: Taking Care Of System	Fed: 2,001 State: 500 Local: 0					Payments:	0	0	0	0	0
Sec Cat: Preventive Maint	Awd Date: Summer 17	Anticipated Fed Cat: NHPP									
TIP #:	Future Cost: 0				Estimate Total: 2,501						
County: Franklin	Bridge improvement over Happy Sac Creek. Project involves bridge N0620.					Engineering:	0	50	77	151	0
Route: RT AD						R/W:	0	0	49	0	0
Job No.: 6S3168						Construction:	0	0	0	1,952	0
Length: 0.09	MPO: Y					FFOS:	0	0	0	0	0
Fund Cat: Taking Care Of System	Fed: 1,824 State: 455 Local: 0					Payments:	0	0	0	0	0
Sec Cat: Preventive Maint	Awd Date: 2019	Anticipated Fed Cat: NHPP									
TIP #:	Future Cost: 0				Estimate Total: 2,279						

* Subject to the approval of the Transportation Improvement Plan by the governing Metropolitan Planning Organization.

Jun-14-2016

Section 4 - 1

District St. Louis

TMA

Dollars in Thousands



2017-2021 Highway and Bridge Construction Schedule

Transportation Planning

P.O. Box 270
Jefferson City, MO 65802

Construction contingency applied to construction cost in the year the project is awarded.

Three percent project growth factor compounded annually is applied to right-of-way and construction costs in program years 2, 3, 4, and 5.

No inflation is applied to the Funding From Other Sources (FFOS) or Payments.

Engineering includes PE costs, CE costs and R/W incidentals.

Construction contingency applied to construction cost in the year the project is awarded. Three percent project growth factor compounded annually is applied to right-of-way and construction costs in program years 2, 3, 4, and 5. No inflation is applied to the Funding From Other Sources (FFOS) or Payments. Engineering includes PE costs, CE costs and R/W incidentals.												STATE FISCAL YEAR PROJECT BUDGETING						
												Prior Prog.	7/2016- 6/2017	7/2017- 6/2018	7/2018- 6/2019	7/2019- 6/2020	7/2020- 6/2021	
County: Franklin	Pavement and shoulder improvements from Rte. A to Rte. 50.											Engineering:	90	132	0	0	0	0
Route: RT BB												R/W:	0	0	0	0	0	0
Job No.: 6S3137												Construction:	0	1,351	0	0	0	0
Length: 3.07	MPO: Y											FFOS:	0	0	0	0	0	0
Fund Cat: Taking Care Of System	Fed: 1,187 State: 296 Local: 0											Payments:	0	0	0	0	0	0
Sec Cat: Preventive Maint	Awd Date: Winter 17 Anticipated Fed Cat: S.T.P.																	
TIP #:	Future Cost: 0 Estimate Total: 1,573																	
County: Franklin	Bridge improvements over the Bourbeuse River. Project involves bridge R0497.											Engineering:	0	50	30	92	0	0
Route: RT H												R/W:	0	0	0	0	0	0
Job No.: 6S3162												Construction:	0	0	0	1,111	0	0
Length: 0.09	MPO: Y											FFOS:	0	0	0	0	0	0
Fund Cat: Taking Care Of System	Fed: 1,027 State: 256 Local: 0											Payments:	0	0	0	0	0	0
Sec Cat: Preventive Maint	Awd Date: 2019 Anticipated Fed Cat: NHPP																	
TIP #:	Future Cost: 0 Estimate Total: 1,283																	
County: Franklin	Replace bridge on St. Mary's Road over I-44. Project involves bridge LO868.											Engineering:	0	60	142	0	0	0
Route: CRD ST MARYS RD												R/W:	0	0	0	0	0	0
Job No.: 6S3163												Construction:	0	0	1,389	0	0	0
Length: 0.04	MPO: Y											FFOS:	0	0	0	0	0	0
Fund Cat: Taking Care Of System (Statewide)	Fed: 1,273 State: 318 Local: 0											Payments:	0	0	0	0	0	0
Sec Cat: Preventive Maint	Awd Date: 2018 Anticipated Fed Cat: NHPP <div>Federal Oversight</div>																	
TIP #:	Future Cost: 0 Estimate Total: 1,591																	
County: Jefferson	Intersection improvements at Ridgewood School Road.											Engineering:	20	60	20	57	0	0
Route: MO 141												R/W:	0	0	0	0	0	0
Job No.: 6P3143												Construction:	0	0	0	927	0	0
Length: 0.09	MPO: Y											FFOS:	0	0	0	0	0	0
Fund Cat: Safety	Fed: 957 State: 107 Local: 0											Payments:	0	0	0	0	0	0
Sec Cat:	Awd Date: 2019 Anticipated Fed Cat: Safety																	
TIP #:	Future Cost: 0 Estimate Total: 1,084																	
County: Jefferson	Pavement improvements from north of Rte. 30 to Rte. 61/67.											Engineering:	0	150	150	440	0	0
Route: MO 141												R/W:	0	0	0	0	0	0
Job No.: 6P3184												Construction:	0	0	0	6,028	0	0
Length: 7.55	MPO: Y											FFOS:	0	0	0	0	0	0
Fund Cat: Taking Care Of System	Fed: 5,414 State: 1,354 Local: 0											Payments:	0	0	0	0	0	0
Sec Cat: Preventive Maint	Awd Date: 2019 Anticipated Fed Cat: NHPP																	
TIP #:	Future Cost: 0 Estimate Total: 6,768																	

* Subject to the approval of the Transportation Improvement Plan by the governing Metropolitan Planning Organization.

Jun-14-2016

Section 4 - 2

District St. Louis

TMA

Dollars in Thousands



2017-2021 Highway and Bridge Construction Schedule

Transportation Planning

P.O. Box 270
Jefferson City, MO 65802

Construction contingency applied to construction cost in the year the project is awarded.

Three percent project growth factor compounded annually is applied to right-of-way and construction costs in program years 2, 3, 4, and 5.

No inflation is applied to the Funding From Other Sources (FFOS) or Payments.

Engineering includes PE costs, CE costs and R/W incidentals.

Construction contingency applied to construction cost in the year the project is awarded. Three percent project growth factor compounded annually is applied to right-of-way and construction costs in program years 2, 3, 4, and 5. No inflation is applied to the Funding From Other Sources (FFOS) or Payments. Engineering includes PE costs, CE costs and R/W incidentals.							STATE FISCAL YEAR PROJECT BUDGETING					
							Prior Prog.	7/2016- 6/2017	7/2017- 6/2018	7/2018- 6/2019	7/2019- 6/2020	7/2020- 6/2021
County: Jefferson Route: MO 21 Job No.: 6P0876R Length: 1.73 MPO: Y Fund Cat: Taking Care Of System												

* Subject to the approval of the Transportation Improvement Plan by the governing Metropolitan Planning Organization.

Jun-14-2016

Section 4 - 3

District St. Louis

TMA

Dollars in Thousands



2017-2021 Highway and Bridge Construction Schedule

Transportation Planning

P.O. Box 270
Jefferson City, MO 65102

Construction contingency applied to construction cost in the year the project is awarded.

Three percent project growth factor compounded annually is applied to right-of-way and construction costs in program years 2, 3, 4, and 5.

No inflation is applied to the Funding From Other Sources (FFOS) or Payments.

Engineering includes PE costs, CE costs and R/W incidentals.

Construction contingency applied to construction cost in the year the project is awarded. Three percent project growth factor compounded annually is applied to right-of-way and construction costs in program years 2, 3, 4, and 5. No inflation is applied to the Funding From Other Sources (FFOS) or Payments. Engineering includes PE costs, CE costs and R/W incidentals.							STATE FISCAL YEAR PROJECT BUDGETING					
							Prior Prog.	7/2016- 6/2017	7/2017- 6/2018	7/2018- 6/2019	7/2019- 6/2020	7/2020- 6/2021
County: Jefferson Route: IS 55 Job No.: 6I3110 Length: 16.18 MPO: Y Fund Cat: Statewide Interstate And Major Bridge Fed: 9,200 State: 1,022 Local: 0 Sec Cat: Rehab And Reconst Awd Date: Winter 17 Anticipated Fed Cat: NHPP <table><tr><td>Federal Oversight</td></tr></table> TIP #: Future Cost: 0 Estimate Total: 10,322	Federal Oversight	Engineering: R/W: Construction: FFOS: Payments:	100 0 0 0 0	769 0 9,453 0 0	0 0 0 0 0	0 0 0 0 0	0 0 0 0 0					
Federal Oversight												
County: Jefferson Route: IS 55 Job No.: 6I3131 Length: 2.87 MPO: Y Fund Cat: Taking Care Of System Fed: 9,070 State: 2,268 Local: 0 Sec Cat: Preventive Maint Awd Date: Winter 17 Anticipated Fed Cat: NHPP <table><tr><td>Federal Oversight</td></tr></table> TIP #: Future Cost: 0 Estimate Total: 11,588	Federal Oversight	Engineering: R/W: Construction: FFOS: Payments:	250 0 0 0 0	785 0 10,553 0 0	0 0 0 0 0	0 0 0 0 0	0 0 0 0 0					
Federal Oversight												
County: Jefferson Route: IS 55 Job No.: 6I3159 Length: 4.26 MPO: Y Fund Cat: Taking Care Of System Fed: 594 State: 67 Local: 0 Sec Cat: Preventive Maint Awd Date: 2018 Anticipated Fed Cat: NHPP TIP #: Future Cost: 0 Estimate Total: 661	Engineering: R/W: Construction: FFOS: Payments:	0 0 0 0 0	15 0 0 0 0	50 0 596 0 0	0 0 0 0 0	0 0 0 0 0						
County: Jefferson Route: US 61 Job No.: 6S3123 Length: 6.65 MPO: Y Fund Cat: Taking Care Of System Fed: 2,727 State: 681 Local: 0 Sec Cat: Thin Lift Overlay Awd Date: Fall 16 Anticipated Fed Cat: S.T.P. TIP #: Future Cost: 0 Estimate Total: 3,586	Engineering: R/W: Construction: FFOS: Payments:	78 100 0 0 0	242 0 3,166 0 0	0 0 0 0 0	0 0 0 0 0	0 0 0 0 0						
County: Jefferson Route: US 67 Job No.: 6P3142 Length: 0.07 MPO: Y Fund Cat: Safety Fed: 1,885 State: 210 Local: 0 Sec Cat: Awd Date: 2018 Anticipated Fed Cat: Safety TIP #: Future Cost: 0 Estimate Total: 2,135	Engineering: R/W: Construction: FFOS: Payments:	40 0 0 0 0	68 335 0 0 0	114 0 1,578 0 0	0 0 0 0 0	0 0 0 0 0						

* Subject to the approval of the Transportation Improvement Plan by the governing Metropolitan Planning Organization.

Jun-14-2016

Section 4 - 4

District St. Louis

TMA

Dollars in Thousands



2017-2021 Highway and Bridge Construction Schedule

Transportation Planning

P.O. Box 270
Jefferson City, MO 65102

Construction contingency applied to construction cost in the year the project is awarded.

Three percent project growth factor compounded annually is applied to right-of-way and construction costs in program years 2, 3, 4, and 5.

No inflation is applied to the Funding From Other Sources (FFOS) or Payments.

Engineering includes PE costs, CE costs and R/W incidentals.

Construction contingency applied to construction cost in the year the project is awarded. Three percent project growth factor compounded annually is applied to right-of-way and construction costs in program years 2, 3, 4, and 5. No inflation is applied to the Funding From Other Sources (FFOS) or Payments. Engineering includes PE costs, CE costs and R/W incidentals.										STATE FISCAL YEAR PROJECT BUDGETING					
										Prior Prog.	7/2016- 6/2017	7/2017- 6/2018	7/2018- 6/2019	7/2019- 6/2020	7/2020- 6/2021
County: Jefferson Route: US 67 Job No.: 6P3144 Length: 0.05 MPO: Y Fund Cat: Safety															

* Subject to the approval of the Transportation Improvement Plan by the governing Metropolitan Planning Organization.

Jun-14-2016

Section 4 - 5

District St. Louis

TMA

Dollars in Thousands



2017-2021 Highway and Bridge Construction Schedule

Transportation Planning

P.O. Box 270
Jefferson City, MO 65102

Construction contingency applied to construction cost in the year the project is awarded.

Three percent project growth factor compounded annually is applied to right-of-way and construction costs in program years 2, 3, 4, and 5.

No inflation is applied to the Funding From Other Sources (FFOS) or Payments.

Engineering includes PE costs, CE costs and R/W incidentals.

Construction contingency applied to construction cost in the year the project is awarded. Three percent project growth factor compounded annually is applied to right-of-way and construction costs in program years 2, 3, 4, and 5. No inflation is applied to the Funding From Other Sources (FFOS) or Payments. Engineering includes PE costs, CE costs and R/W incidentals.											STATE FISCAL YEAR PROJECT BUDGETING					
											Prior Prog.	7/2016- 6/2017	7/2017- 6/2018	7/2018- 6/2019	7/2019- 6/2020	7/2020- 6/2021
County: St. Charles	Safety improvements from I-64 to Mid Rivers Mall Drive.					Engineering:	20	52	0	0	0	0				
Route: MO 364						R/W:	0	0	0	0	0	0				
Job No.: 6P3135						Construction:	0	1,173	0	0	0	0				
Length: 8.61	MPO: Y					FFOS:	0	0	0	0	0	0				
Fund Cat: Safety					Fed: 1,102	State: 123	Local: 0									
Sec Cat: Safety	Awd Date: Winter 17		Anticipated Fed Cat: Safety			Payments:	0	0	0	0	0	0				
TIP #:	Future Cost: 0		Estimate Total: 1,245													
County: St. Charles	Bridge improvements at Rte. 94. Project involves bridges A4999 and A5109.					Engineering:	54	60	60	203	0	0				
Route: MO 370						R/W:	0	0	0	0	0	0				
Job No.: 6P2325						Construction:	0	0	0	2,205	0	0				
Length: 0.17	MPO: Y					FFOS:	0	0	0	0	0	0				
Fund Cat: Taking Care Of System					Fed: 2,022	State: 506	Local: 0									
Sec Cat: Rehab And Reconst	Awd Date: 2019		Anticipated Fed Cat: S.T.P.			Payments:	0	0	0	0	0	0				
TIP #:	5305F-11	Future Cost: 0		Estimate Total: 2,582												
County: St. Charles	New interchange at Rte. P and Peine Road and safety improvements at median crossovers from north of Peine Road to north of Rte. A in Wentzville. \$4,331,337 Cost Share, \$2,795,199 Wentzville and \$3,500,000 St. Charles County. Involves bridge H0149.					Engineering:	1,065	743	0	0	0	0				
Route: US 61						R/W:	788	0	0	0	0	0				
Job No.: 6P3071						Construction:	0	11,087	0	0	0	0				
Length: 2.52	MPO: Y					FFOS:	788	8,884	0	0	0	0				
Fund Cat: Flexible & Other					AC-State: 7,129	State: 148	Local: 4,553									
Sec Cat: Systems Operations	Awd Date: Spring 17		Anticipated Fed Cat: S.T.P.			Federal Oversight	Payments:	0	0	0	0	0				
TIP #:	6434-14	Future Cost: 0		Estimate Total: 13,683												
County: St. Charles	Pavement and bridge improvements to ramps at interchange with I-70 and Rte. 61. Project involves bridges L0428 and L0624.					Engineering:	0	30	50	0	0	0				
Route: IS 64						R/W:	0	0	0	0	0	0				
Job No.: 6I3182						Construction:	0	0	1,413	0	0	0				
Length: 1.04	MPO: Y					FFOS:	0	0	0	0	0	0				
Fund Cat: Taking Care Of System					Fed: 1,194	State: 299	Local: 0									
Sec Cat: Routine Maintenance	Awd Date: 2018		Anticipated Fed Cat: S.T.P.			Federal Oversight	Payments:	0	0	0	0	0				
TIP #:	Future Cost: 0		Estimate Total: 1,493													
County: St. Charles	Payment to IDOT for bridge improvements on the Clark Bridge. Project involves bridge A4278. Project will be let by IDOT.					Engineering:	0	0	0	0	0	0				
Route: US 67						R/W:	0	0	0	0	0	0				
Job No.: 6P3039						Construction:	0	0	150	0	0	0				
Length: 0.20	MPO: Y					FFOS:	0	0	0	0	0	0				
Fund Cat: Statewide Interstate And Major Bridge					Fed: 120	State: 30	Local: 0									
Sec Cat: Rehab And Reconst	Awd Date: N/A		Anticipated Fed Cat: NHPP			Payments:	0	0	0	0	0	0				
TIP #:	Future Cost: 0		Estimate Total: 150													

* Subject to the approval of the Transportation Improvement Plan by the governing Metropolitan Planning Organization.



2017-2021 Highway and Bridge Construction Schedule

Transportation Planning

P.O. Box 270
Jefferson City, MO 65102

Construction contingency applied to construction cost in the year the project is awarded.

Three percent project growth factor compounded annually is applied to right-of-way and construction costs in program years 2, 3, 4, and 5.

No inflation is applied to the Funding From Other Sources (FFOS) or Payments.

Engineering includes PE costs, CE costs and R/W incidentals.

						STATE FISCAL YEAR PROJECT BUDGETING					
						Prior Prog.	7/2016- 6/2017	7/2017- 6/2018	7/2018- 6/2019	7/2019- 6/2020	7/2020- 6/2021
County:	St. Charles	Pavement improvements from Truman Boulevard to Zumbahl Road and from Zumbahl Road to Rte. 94.				Engineering:	164	30	118	0	0
Route:	OR 70					R/W:	0	0	0	0	0
Job No.:	612240					Construction:	0	0	1,318	0	0
Length:	3.12	MPO:	Y			FFOS:	0	0	0	0	0
Fund Cat:	Taking Care Of System		Fed:	1,172	State:	294	Local:	0			
Sec Cat:	Rehab And Reconst	Awd Date:	Fall 17	Anticipated Fed Cat:	S.T.P.	Payments:	0	0	0	0	0
TIP #:	4922-09	Future Cost:	0	Estimate Total:	1,630						
County:	St. Charles	Restripe lanes, improve interchanges, construct outer roads and sidewalks from Woodlawn Ave. to TR Hughes Blvd. including Main St. intersections. Cost Share funds \$3,878,533. CMAQ funds \$3,500,000. City of O'Fallon \$6,132,000. Project involves bridges L0710 and A6157.				Engineering:	92	101	770	0	0
Route:	IS 70					R/W:	0	1,483	0	0	0
Job No.:	612418					Construction:	0	0	11,732	0	0
Length:	5.55	MPO:	Y			FFOS:	0	1,483	11,732	0	0
Fund Cat:	Flexible & Other	AC-State:	7,779	State:	471	Local:	5,836				
Sec Cat:	System Expansion	Awd Date:	Summer 17	Anticipated Fed Cat:	S.T.P.	Payments:	0	0	0	0	0
TIP #:	5537-12	Future Cost:	0	Estimate Total:	14,178						
County:	St. Charles	Pavement improvements from Fifth Street in St. Charles County to Fee Fee Road in St. Louis County.				Engineering:	30	40	192	0	0
Route:	IS 70					R/W:	0	0	0	0	0
Job No.:	613109					Construction:	0	0	4,097	0	0
Length:	4.75	MPO:	Y			FFOS:	0	0	0	0	0
Fund Cat:	Statewide Interstate And Major Bridge	Fed:	3,896	State:	433	Local:	0				
Sec Cat:	Rehab And Reconst	Awd Date:	Fall 17	Anticipated Fed Cat:	NHPP	Payments:	0	0	0	0	0
TIP #:		Future Cost:	0	Estimate Total:	4,359						
County:	St. Charles	Pavement and barrier wall improvements from Mid Rivers Mall Drive to 5th Street.				Engineering:	73	683	0	0	0
Route:	IS 70					R/W:	0	0	0	0	0
Job No.:	613133					Construction:	0	9,761	0	0	0
Length:	7.27	MPO:	Y			FFOS:	0	0	0	0	0
Fund Cat:	Flexible & Other	Fed:	9,400	State:	1,044	Local:	0				
Sec Cat:	Rehab And Reconst	Awd Date:	Fall 16	Anticipated Fed Cat:	NHPP	Payments:	0	0	0	0	0
TIP #:		Future Cost:	0	Estimate Total:	10,517						
County:	St. Charles	Pavement improvements from west of Wentzville Parkway to Lake St. Louis Boulevard.				Engineering:	0	100	100	100	756
Route:	IS 70					R/W:	0	0	0	0	0
Job No.:	613195					Construction:	0	0	0	0	11,246
Length:	6.08	MPO:	Y			FFOS:	0	0	0	0	0
Fund Cat:	Taking Care Of System	Fed:	11,071	State:	1,231	Local:	0				
Sec Cat:	Preventive Maint	Awd Date:	2020	Anticipated Fed Cat:	NHPP	Payments:	0	0	0	0	0
TIP #:		Future Cost:	0	Estimate Total:	12,302						

* Subject to the approval of the Transportation Improvement Plan by the governing Metropolitan Planning Organization.

Jun-14-2016

Section 4 - 7

District St. Louis

TMA

Dollars in Thousands



2017-2021 Highway and Bridge Construction Schedule

Transportation Planning

P.O. Box 270
Jefferson City, MO 65102

Construction contingency applied to construction cost in the year the project is awarded.

Three percent project growth factor compounded annually is applied to right-of-way and construction costs in program years 2, 3, 4, and 5.

No inflation is applied to the Funding From Other Sources (FFOS) or Payments.

Engineering includes PE costs, CE costs and R/W incidentals.

						STATE FISCAL YEAR PROJECT BUDGETING					
						Prior Prog.	7/2016- 6/2017	7/2017- 6/2018	7/2018- 6/2019	7/2019- 6/2020	7/2020- 6/2021
County:	St. Charles	Bridge improvements at eight locations in St. Charles County. Project involves bridges				Engineering:	0	94	0	0	0
Route:	IS 70	A5406, A6120, A5395, A7132, A5958, A4323, A4320 and A5800.				R/W:	0	0	0	0	0
Job No.:	613197					Construction:	0	683	0	0	0
Length:	0.72	MPO:	Y			FFOS:	0	0	0	0	0
Fund Cat:	Flexible & Other	Fed:	622	State:	155	Local:	0				
Sec Cat:	Preventive Maint	Awd Date:	Spring 17	Anticipated Fed Cat:	NHPP	Payments:	0	0	0	0	0
TIP #:		Future Cost:	0	Estimate Total:	777						
County:	St. Charles	Pavement improvements on I-70 south outer road from Cave Springs Drive to Zumbahl				Engineering:	0	80	0	0	0
Route:	OR 70	Road, and I-70 north outer road from Rte. 370 to Truman Boulevard.				R/W:	0	0	0	0	0
Job No.:	6S3183					Construction:	0	533	0	0	0
Length:	3.43	MPO:	Y			FFOS:	0	0	0	0	0
Fund Cat:	Taking Care Of System	Fed:	490	State:	123	Local:	0				
Sec Cat:	Routine Maintenance	Awd Date:	Winter 17	Anticipated Fed Cat:	S.T.P.	Payments:	0	0	0	0	0
TIP #:		Future Cost:	0	Estimate Total:	613						
County:	St. Charles	Intersection improvements at Hawks Ridge Trail in O'Fallon. Not on state system.				Engineering:	1	5	0	0	0
Route:	CST HAWK RIDGE TRAIL	Companion project to 6S3100. Project funded by city of O'Fallon. Design, utilities, and				R/W:	0	0	0	0	0
Job No.:	6S3100B	right of way by city.				Construction:	0	47	0	0	0
Length:	0.04	MPO:	Y			FFOS:	0	47	0	0	0
Fund Cat:	Flexible & Other	Fed:	0	State:	5	Local:	47				
Sec Cat:	Systems Operations	Awd Date:	Fall 16	Anticipated Fed Cat:	State	Payments:	0	0	0	0	0
TIP #:		Future Cost:	0	Estimate Total:	53						
County:	St. Charles	Intersection improvements at Hawks Ridge Trail in O'Fallon. \$515,000 Cost Share and				Engineering:	5	70	0	0	0
Route:	RT N	\$492,192 from the city of O'Fallon. Design, utilities, and right of way by city.				R/W:	0	0	0	0	0
Job No.:	6S3100					Construction:	0	1,007	0	0	0
Length:	0.30	MPO:	Y			FFOS:	0	1,007	0	0	0
Fund Cat:	Flexible & Other	Fed:	571	State:	14	Local:	492				
Sec Cat:	Systems Operations	Awd Date:	Fall 16	Anticipated Fed Cat:	S.T.P.	Payments:	0	0	0	0	0
TIP #:		Future Cost:	0	Estimate Total:	1,082						
County:	St. Charles	Bridge improvement at Sam's Creek. Involves bridge N0200.				Engineering:	10	30	49	0	0
Route:	RT N					R/W:	0	0	0	0	0
Job No.:	6S3148					Construction:	0	0	702	0	0
Length:	0.50	MPO:	Y			FFOS:	0	0	0	0	0
Fund Cat:	Taking Care Of System	Fed:	625	State:	156	Local:	0				
Sec Cat:	Preventive Maint	Awd Date:	Fall 17	Anticipated Fed Cat:	NHPP	Payments:	0	0	0	0	0
TIP #:		Future Cost:	0	Estimate Total:	791						

* Subject to the approval of the Transportation Improvement Plan by the governing Metropolitan Planning Organization.

Jun-14-2016

Section 4 - 8

District St. Louis

TMA

Dollars in Thousands



2017-2021 Highway and Bridge Construction Schedule

Transportation Planning

P.O. Box 270
Jefferson City, MO 65102

Construction contingency applied to construction cost in the year the project is awarded.

Three percent project growth factor compounded annually is applied to right-of-way and construction costs in program years 2, 3, 4, and 5.

No inflation is applied to the Funding From Other Sources (FFOS) or Payments.

Engineering includes PE costs, CE costs and R/W incidentals.

Construction contingency applied to construction cost in the year the project is awarded. Three percent project growth factor compounded annually is applied to right-of-way and construction costs in program years 2, 3, 4, and 5. No inflation is applied to the Funding From Other Sources (FFOS) or Payments. Engineering includes PE costs, CE costs and R/W incidentals.							STATE FISCAL YEAR PROJECT BUDGETING					
							Prior Prog.	7/2016-	7/2017-	7/2018-	7/2019-	7/2020-
								6/2017	6/2018	6/2019	6/2020	6/2021
County: St. Charles Route: RT T Job No.: 6S3185 Length: 12.58 Fund Cat: Safety Sec Cat: Safety TIP #:	Pavement, shoulder, and curve improvements from I-70 South Outer road to Rte. TT. Project involves bridge T0281. MPO: Y Fed: 8,721 State: 969 Local: 0 Awd Date: 2019 Anticipated Fed Cat: Safety Future Cost: 0 Estimate Total: 9,690	Engineering: R/W: Construction: FFOS: Payments:	0 0 0 0 0 0	100 0 0 0 0 0	150 0 0 0 0 0	614 0 8,826 0 0 0	0 0 0 0 0 0					
County: St. Charles Route: RT T Job No.: 6S3186 Length: 6.53 Fund Cat: Taking Care Of System Sec Cat: Preventive Maint TIP #:	Pavement improvements from Rte. TT to Rte. 94. MPO: Y Fed: 1,738 State: 434 Local: 0 Awd Date: 2019 Anticipated Fed Cat: S.T.P. Future Cost: 0 Estimate Total: 2,172	Engineering: R/W: Construction: FFOS: Payments:	0 0 0 0 0 0	10 0 0 0 0 0	20 0 0 0 0 0	140 0 2,002 0 0 0	0 0 0 0 0 0					
County: St. Charles Route: RP US61N TO PITMAN AVE Job No.: 6P3179 Length: 0.07 Fund Cat: Taking Care Of System Sec Cat: Systems Operations TIP #:	Signal improvements at Rte. 61 interchange with Pitman Avenue. MPO: Y Fed: 273 State: 68 Local: 0 Awd Date: Spring 17 Anticipated Fed Cat: S.T.P. Future Cost: 0 Estimate Total: 341	Engineering: R/W: Construction: FFOS: Payments:	0 0 0 0 0 0	30 0 311 0 0 0	0 0 0 0 0 0	0 0 0 0 0 0	0 0 0 0 0 0					
County: St. Charles Route: Various Job No.: 6P3118 Length: 0.00 Fund Cat: Taking Care Of System Sec Cat: Routine Maintenance TIP #:	Job Order Contracting for guardrail repair at various locations in St. Charles County. MPO: Y Fed: 258 State: 65 Local: 0 Awd Date: Spring 17 Anticipated Fed Cat: S.T.P. Future Cost: 0 Estimate Total: 323	Engineering: R/W: Construction: FFOS: Payments:	0 0 0 0 0 0	25 0 298 0 0 0	0 0 0 0 0 0	0 0 0 0 0 0	0 0 0 0 0 0					
County: St. Charles Route: RT W Job No.: 6S3147 Length: 5.72 Fund Cat: Safety Sec Cat: Safety TIP #:	Shoulder and safety improvements from I-70 to Rte. 61. MPO: Y Fed: 1,983 State: 220 Local: 0 Awd Date: 2018 Anticipated Fed Cat: Safety Future Cost: 0 Estimate Total: 2,215	Engineering: R/W: Construction: FFOS: Payments:	12 0 0 0 0 0	80 0 0 0 0 0	200 0 1,923 0 0 0	0 0 0 0 0 0	0 0 0 0 0 0					

* Subject to the approval of the Transportation Improvement Plan by the governing Metropolitan Planning Organization.

Jun-14-2016

Section 4 - 9

District St. Louis

TMA

Dollars in Thousands



2017-2021 Highway and Bridge Construction Schedule

Construction contingency applied to construction cost in the year the project is awarded.

Three percent project growth factor compounded annually is applied to right-of-way and construction costs in program years 2, 3, 4, and 5.

No inflation is applied to the Funding From Other Sources (FFOS) or Payments.

Engineering includes PE costs, CE costs and R/W incidentals.

						STATE FISCAL YEAR PROJECT BUDGETING					
						Prior Prog.	7/2016- 6/2017	7/2017- 6/2018	7/2018- 6/2019	7/2019- 6/2020	7/2020- 6/2021
County:	St. Louis	Bridge improvements at Rte. 100. Involves bridge A2738.				Engineering:	50	100	295	0	0
Route:	MO 109					R/W:	0	0	0	0	0
Job No.:	6S3141					Construction:	0	0	2,459	0	0
Length:	0.06	MPO:	Y			FFOS:	0	0	0	0	0
Fund Cat:	Taking Care Of System	Fed:	2,283	State:	571	Local:	0				
Sec Cat:	Preventive Maint	Awd Date:	2018	Anticipated Fed Cat:	NHPP	Payments:	0	0	0	0	0
TIP #:		Future Cost:	0	Estimate Total:	2,904						
County:	St. Louis	Pavement improvements from Rte. 370 to Rider Trail South. Project involves bridges				Engineering:	479	420	0	0	0
Route:	MO 141	A8123 and A8124.				R/W:	0	0	0	0	0
Job No.:	6P3062					Construction:	0	6,107	0	0	0
Length:	2.22	MPO:	Y			FFOS:	0	0	0	0	0
Fund Cat:	Taking Care Of System	Fed:	5,222	State:	1,305	Local:	0				
Sec Cat:	Thin Lift Overlay	Awd Date:	Winter 17	Anticipated Fed Cat:	NHPP	Payments:	0	0	0	0	0
TIP #:	5967-14	Future Cost:	0	Estimate Total:	7,006						
County:	St. Louis	Install guard cable from Casino Center Drive to River Valley Drive.				Engineering:	0	76	0	0	0
Route:	MO 141					R/W:	0	0	0	0	0
Job No.:	6P3164					Construction:	0	449	0	0	0
Length:	2.48	MPO:	Y			FFOS:	0	0	0	0	0
Fund Cat:	Safety	Fed:	472	State:	53	Local:	0				
Sec Cat:	Urban Safety	Awd Date:	Spring 17	Anticipated Fed Cat:	Safety	Payments:	0	0	0	0	0
TIP #:		Future Cost:	0	Estimate Total:	525						
County:	St. Louis	ADA Transition Plan and pavement improvements from I-270 to I-170.				Engineering:	12	300	302	540	0
Route:	MO 180					R/W:	0	0	515	0	0
Job No.:	6S3048					Construction:	0	0	0	16,251	0
Length:	6.34	MPO:	Y			FFOS:	0	0	0	0	0
Fund Cat:	Taking Care Of System	Fed:	14,327	State:	3,581	Local:	0				
Sec Cat:	Thin Lift Overlay	Awd Date:	2019	Anticipated Fed Cat:	NHPP	Payments:	0	0	0	0	0
TIP #:		Future Cost:	0	Estimate Total:	17,920						
County:	St. Louis	Pavement and ADA Transition Plan improvements from I-170 to St. Louis City limits.				Engineering:	12	300	302	873	0
Route:	MO 180					R/W:	0	0	515	0	0
Job No.:	6S3049					Construction:	0	0	0	9,001	0
Length:	3.64	MPO:	Y			FFOS:	0	0	0	0	0
Fund Cat:	Taking Care Of System	Fed:	8,793	State:	2,198	Local:	0				
Sec Cat:	Rehab And Reconst	Awd Date:	2019	Anticipated Fed Cat:	NHPP	Payments:	0	0	0	0	0
TIP #:		Future Cost:	0	Estimate Total:	11,003						

* Subject to the approval of the Transportation Improvement Plan by the governing Metropolitan Planning Organization.



2017-2021 Highway and Bridge Construction Schedule

Transportation Planning

P.O. Box 270
Jefferson City, MO 65102

Construction contingency applied to construction cost in the year the project is awarded.

Three percent project growth factor compounded annually is applied to right-of-way and construction costs in program years 2, 3, 4, and 5.

No inflation is applied to the Funding From Other Sources (FFOS) or Payments.

Engineering includes PE costs, CE costs and R/W incidentals.

Construction contingency applied to construction cost in the year the project is awarded. Three percent project growth factor compounded annually is applied to right-of-way and construction costs in program years 2, 3, 4, and 5. No inflation is applied to the Funding From Other Sources (FFOS) or Payments. Engineering includes PE costs, CE costs and R/W incidentals.							STATE FISCAL YEAR PROJECT BUDGETING						
							Prior Prog.	7/2016-	7/2017-	7/2018-	7/2019-	7/2020-	
								6/2017	6/2018	6/2019	6/2020	6/2021	
County:	St. Louis	Bridge replacement at the Rte. N interchange. Project involves bridge L0745. Potential Design/Build project.					Engineering:	794	2	2	2	1	501
Route:	IS 270						R/W:	0	0	0	0	0	0
Job No.:	611896						Construction:	0	0	0	0	0	8,194
Length:	0.20	MPO:	Y				FFOS:	0	0	0	0	0	0
Fund Cat:	Taking Care Of System			Fed:	7,833	State:	869	Local:	0				
Sec Cat:	Rehab And Reconst	Awd Date:	2021	Anticipated Fed Cat:	NHPP	Federal Oversight	Payments:	0	0	0	0	0	0
TIP #:	4208B-06	Future Cost:	0	Estimate Total:	9,496								
County:	St. Louis	Bridge replacement at the Rte. AC interchange. Project involves bridge A0223. Potential Design/Build project.					Engineering:	454	2	2	2	1	477
Route:	IS 270						R/W:	0	0	0	0	0	0
Job No.:	612233						Construction:	0	0	0	0	0	7,684
Length:	0.10	MPO:	Y				FFOS:	0	0	0	0	0	0
Fund Cat:	Taking Care Of System			Fed:	7,352	State:	816	Local:	0				
Sec Cat:	Rehab And Reconst	Awd Date:	2021	Anticipated Fed Cat:	NHPP	Federal Oversight	Payments:	0	0	0	0	0	0
TIP #:	4919C-11	Future Cost:	0	Estimate Total:	8,622								
County:	St. Louis	Pavement and bridge improvements on the I-270 North Corridor on disconnected sections in north county. Potential Design Build.					Engineering:	0	2,000	10,000	1	0	0
Route:	IS 270						R/W:	0	0	0	0	0	0
Job No.:	613020B						Construction:	0	0	52,530	54,106	0	0
Length:	15.52	MPO:	Y				FFOS:	0	0	0	0	0	0
Fund Cat:	Flexible & Other			Fed:	106,773	State:	11,864	Local:	0				
Sec Cat:	Rehab And Reconst	Awd Date:	2018	Anticipated Fed Cat:	NHPP	Federal Oversight	Payments:	0	0	0	0	0	0
TIP #:		Future Cost:	0	Estimate Total:	118,637								
County:	St. Louis	Pavement improvements from I-44 to I-55.					Engineering:	515	758	0	0	0	0
Route:	IS 270						R/W:	0	0	0	0	0	0
Job No.:	613113						Construction:	0	11,079	0	0	0	0
Length:	5.93	MPO:	Y				FFOS:	0	0	0	0	0	0
Fund Cat:	Statewide Interstate And Major Bridge			Fed:	10,653	State:	1,184	Local:	0				
Sec Cat:	Rehab And Reconst	Awd Date:	Winter 17	Anticipated Fed Cat:	NHPP	Federal Oversight	Payments:	0	0	0	0	0	0
TIP #:		Future Cost:	0	Estimate Total:	12,352								
County:	St. Louis	Pavement improvements and barrier wall improvements from I-170 interchange to the Chain of Rocks Bridge.					Engineering:	250	1,905	0	0	0	0
Route:	IS 270						R/W:	0	0	0	0	0	0
Job No.:	613136						Construction:	0	16,990	0	0	0	0
Length:	8.49	MPO:	Y				FFOS:	0	0	0	0	0	0
Fund Cat:	Taking Care Of System			Fed:	17,005	State:	1,890	Local:	0				
Sec Cat:	Preventive Maint	Awd Date:	Spring 17	Anticipated Fed Cat:	NHPP	Federal Oversight	Payments:	0	0	0	0	0	0
TIP #:		Future Cost:	0	Estimate Total:	19,145								

* Subject to the approval of the Transportation Improvement Plan by the governing Metropolitan Planning Organization.

Jun-14-2016

Section 4 - 11

District St. Louis

TMA

Dollars in Thousands



2017-2021 Highway and Bridge Construction Schedule

Transportation Planning

P.O. Box 270
Jefferson City, MO 65102

Construction contingency applied to construction cost in the year the project is awarded.

Three percent project growth factor compounded annually is applied to right-of-way and construction costs in program years 2, 3, 4, and 5.

No inflation is applied to the Funding From Other Sources (FFOS) or Payments.

Engineering includes PE costs, CE costs and R/W incidentals.

						STATE FISCAL YEAR PROJECT BUDGETING					
						Prior Prog.	7/2016- 6/2017	7/2017- 6/2018	7/2018- 6/2019	7/2019- 6/2020	7/2020- 6/2021
County:	St. Louis	Bridge improvements over Fee Fee Creek. Involves bridge A1242.				Engineering:	174	63	273	0	0
Route:	IS 270					R/W:	0	0	0	0	0
Job No.:	613146					Construction:	0	0	3,148	0	0
Length:	0.10	MPO:	Y			FFOS:	0	0	0	0	0
Fund Cat:	Taking Care Of System	Fed:	2,786	State:	698	Local:	0				
Sec Cat:	Preventive Maint	Awd Date:	2018	Anticipated Fed Cat:	NHPP	Payments:	0	0	0	0	0
TIP #:		Future Cost:	0	Estimate Total:	3,658						
County:	St. Louis	Pavement improvements from Rte. 364 to I-44.				Engineering:	69	2,017	0	0	0
Route:	IS 270					R/W:	0	0	0	0	0
Job No.:	613157					Construction:	0	17,735	0	0	0
Length:	10.69	MPO:	Y			FFOS:	0	0	0	0	0
Fund Cat:	Statewide Interstate And Major Bridge	Fed:	17,776	State:	1,976	Local:	0				
Sec Cat:	Preventive Maint	Awd Date:	Winter 17	Anticipated Fed Cat:	NHPP	Federal Oversight	0	0	0	0	0
TIP #:		Future Cost:	0	Estimate Total:	19,821	Payments:	0	0	0	0	0
County:	St. Louis	Pavement Improvements at I-70 interchange and at Rte. 180 interchange.				Engineering:	0	100	258	0	0
Route:	IS 270					R/W:	0	0	0	0	0
Job No.:	613166					Construction:	0	0	2,372	0	0
Length:	2.40	MPO:	Y			FFOS:	0	0	0	0	0
Fund Cat:	Taking Care Of System	Fed:	2,457	State:	273	Local:	0				
Sec Cat:	Preventive Maint	Awd Date:	2018	Anticipated Fed Cat:	NHPP	Payments:	0	0	0	0	0
TIP #:		Future Cost:	0	Estimate Total:	2,730						
County:	St. Louis	Add auxiliary lane and extend left turn lane from Swingley Road to outer road eastbound				Engineering:	0	85	61	0	0
Route:	MO 340	I-64 ramps. \$870,000 Congestion Mitigation and Air Quality Funds (CMAQ) and				R/W:	0	0	0	0	0
Job No.:	6S3124	\$217,000 private developer funds. Involves bridge A1681.				Construction:	0	0	970	0	0
Length:	0.35	MPO:	Y			FFOS:	0	0	970	0	0
Fund Cat:	Taking Care Of System	Fed:	871	State:	29	Local:	216				
Sec Cat:	Systems Operations	Awd Date:	Summer 17	Anticipated Fed Cat:	C.M.A.Q.	Federal Oversight	0	0	0	0	0
TIP #:		Future Cost:	0	Estimate Total:	1,116	Payments:	0	0	0	0	0
County:	St. Louis	Add dual left turn lanes on Rte. 340 at Chesterfield Parkway East and West, and add				Engineering:	0	118	81	0	0
Route:	MO 340	right turn lane on I-64 westbound off ramp. \$1,470,000 CMAQ funds and \$368,000				R/W:	0	297	0	0	0
Job No.:	6S3125	private developer funds.				Construction:	0	0	1,382	0	0
Length:	0.36	MPO:	Y			FFOS:	0	297	1,382	0	0
Fund Cat:	Flexible & Other	Fed:	1,411	State:	99	Local:	368				
Sec Cat:	System Expansion	Awd Date:	Summer 17	Anticipated Fed Cat:	C.M.A.Q.	Federal Oversight	0	0	0	0	0
TIP #:		Future Cost:	0	Estimate Total:	1,878	Payments:	0	0	0	0	0

* Subject to the approval of the Transportation Improvement Plan by the governing Metropolitan Planning Organization.

Jun-14-2016

Section 4 - 12

District St. Louis

TMA

Dollars in Thousands



2017-2021 Highway and Bridge Construction Schedule

Transportation Planning

P.O. Box 270
Jefferson City, MO 65102

Construction contingency applied to construction cost in the year the project is awarded.

Three percent project growth factor compounded annually is applied to right-of-way and construction costs in program years 2, 3, 4, and 5.

No inflation is applied to the Funding From Other Sources (FFOS) or Payments.

Engineering includes PE costs, CE costs and R/W incidentals.

Construction contingency applied to construction cost in the year the project is awarded. Three percent project growth factor compounded annually is applied to right-of-way and construction costs in program years 2, 3, 4, and 5. No inflation is applied to the Funding From Other Sources (FFOS) or Payments. Engineering includes PE costs, CE costs and R/W incidentals.												STATE FISCAL YEAR PROJECT BUDGETING					
												Prior Prog.	7/2016- 6/2017	7/2017- 6/2018	7/2018- 6/2019	7/2019- 6/2020	7/2020- 6/2021
County: St. Louis Route: MO 366 Job No.: 6S3140 Length: 0.13 MPO: Y Fund Cat: Taking Care Of System Sec Cat: Preventive Maint Awd Date: 2018 Anticipated Fed Cat: NHPP TIP #: Future Cost: 0 Estimate Total: 3,707	Bridge improvements at I-44 eastbound off-ramp to Rte. 366. Involves bridge A1007.					Engineering: 50 R/W: 0 Construction: 0 FFOS: 0 Payments: 0	200 0 0 0 0	267 0 3,190 0 0	0 0 0 0 0	0 0 0 0 0	0 0 0 0 0						
County: St. Louis Route: IS 44 Job No.: 6I3114 Length: 7.95 MPO: Y Fund Cat: Statewide Interstate And Major Bridge Sec Cat: Rehab And Reconst Awd Date: Fall 16 Anticipated Fed Cat: NHPP TIP #: Future Cost: 0 Estimate Total: 7,286	Pavement improvements from Rte. 141 to Rte. 109.					Engineering: 237 R/W: 0 Construction: 0 FFOS: 0 Payments: 0	629 0 6,420 0 0	0 0 0 0 0	0 0 0 0 0	0 0 0 0 0	0 0 0 0 0						
County: St. Louis Route: IS 44 Job No.: 6I3169 Length: 10.11 MPO: Y Fund Cat: Taking Care Of System Sec Cat: Preventive Maint Awd Date: Fall 17 Anticipated Fed Cat: NHPP TIP #: Future Cost: 0 Estimate Total: 18,571	Pavement improvements east of Murdoch Avenue to Rte. 141.					Engineering: 0 R/W: 0 Construction: 0 FFOS: 0 Payments: 0	300 0 0 0 0	1,604 0 16,667 0 0	0 0 0 0 0	0 0 0 0 0	0 0 0 0 0						
County: St. Louis Route: OR 44 Job No.: 6P2306B Length: 0.10 MPO: Y Fund Cat: Statewide Interstate And Major Bridge Sec Cat: Rehab And Reconst Awd Date: Spring 17 Anticipated Fed Cat: NHPP TIP #: Future Cost: 0 Estimate Total: 381	Removal of the remainder of the bridge over the Meramec River. Project involves bridge J0421.					Engineering: 13 R/W: 0 Construction: 0 FFOS: 0 Payments: 0	33 0 335 0 0	0 0 0 0 0	0 0 0 0 0	0 0 0 0 0	0 0 0 0 0						
County: St. Louis Route: IS 64 Job No.: 6I3132 Length: 6.46 MPO: Y Fund Cat: Taking Care Of System Sec Cat: Preventive Maint Awd Date: Fall 16 Anticipated Fed Cat: NHPP TIP #: Future Cost: 0 Estimate Total: 9,947	Pavement improvements from Chesterfield Airport Road on-ramp to Rte. 340.					Engineering: 50 R/W: 0 Construction: 0 FFOS: 0 Payments: 0	1,205 0 8,692 0 0	0 0 0 0 0	0 0 0 0 0	0 0 0 0 0	0 0 0 0 0						

* Subject to the approval of the Transportation Improvement Plan by the governing Metropolitan Planning Organization.

Jun-14-2016

Section 4 - 13

District St. Louis

TMA

Dollars in Thousands



2017-2021 Highway and Bridge Construction Schedule

Transportation Planning

P.O. Box 270
Jefferson City, MO 65102

Construction contingency applied to construction cost in the year the project is awarded.

Three percent project growth factor compounded annually is applied to right-of-way and construction costs in program years 2, 3, 4, and 5.

No inflation is applied to the Funding From Other Sources (FFOS) or Payments.

Engineering includes PE costs, CE costs and R/W incidentals.

Construction contingency applied to construction cost in the year the project is awarded. Three percent project growth factor compounded annually is applied to right-of-way and construction costs in program years 2, 3, 4, and 5. No inflation is applied to the Funding From Other Sources (FFOS) or Payments. Engineering includes PE costs, CE costs and R/W incidentals.										STATE FISCAL YEAR PROJECT BUDGETING					
										Prior Prog.	7/2016-	7/2017-	7/2018-	7/2019-	7/2020-
											6/2017	6/2018	6/2019	6/2020	6/2021
County: St. Louis	ITS system preservation, repair and upgrades at the Lindbergh Tunnel.					Engineering:	394	53	0	0	0	0			
Route: US 67						R/W:	0	0	0	0	0	0			
Job No.: 6Q2039F						Construction:	0	779	0	0	0	0			
Length: 0.80	MPO: Y					FFOS:	0	0	0	0	0	0			
Fund Cat: Taking Care Of System	Fed: 666				State: 166	Local: 0	Payments:	0	0	0	0	0			
Sec Cat: Systems Operations	Awd Date: Fall 16	Anticipated Fed Cat: S.T.P.													
TIP #: 4762F-11	Future Cost: 0				Estimate Total: 1,226										
County: St. Louis	Bridge improvements at interchange with Dorsett Road and Midland Boulevard. Project involves bridge A3509.					Engineering:	120	331	0	0	0	0			
Route: US 67						R/W:	0	0	0	0	0	0			
Job No.: 6S3134						Construction:	0	2,705	0	0	0	0			
Length: 0.18	MPO: Y					FFOS:	0	0	0	0	0	0			
Fund Cat: Taking Care Of System	Fed: 2,429				State: 607	Local: 0	Payments:	0	0	0	0	0			
Sec Cat: Rehab And Reconst	Awd Date: Spring 17	Anticipated Fed Cat: NHPP													
TIP #:	Future Cost: 0				Estimate Total: 3,156										
County: St. Louis	Interchange improvements at Rte. U. Project involves bridge A6233.					Engineering:	80	110	323	0	0	0			
Route: IS 70						R/W:	0	0	0	0	0	0			
Job No.: 6I3156						Construction:	0	0	3,199	0	0	0			
Length: 0.48	MPO: Y					FFOS:	0	0	0	0	0	0			
Fund Cat: Safety	Fed: 3,269				State: 363	Local: 0	Payments:	0	0	0	0	0			
Sec Cat: Safety	Awd Date: 2018	Anticipated Fed Cat: Safety				Federal Oversight									
TIP #:	Future Cost: 0				Estimate Total: 3,712										
County: St. Louis	Pavement improvements from Springdale Avenue to Union Boulevard.					Engineering:	0	175	529	0	0	0			
Route: IS 70						R/W:	0	0	0	0	0	0			
Job No.: 6I3165						Construction:	0	0	5,316	0	0	0			
Length: 4.79	MPO: Y					FFOS:	0	0	0	0	0	0			
Fund Cat: Statewide Interstate And Major Bridge	Fed: 5,417				State: 603	Local: 0	Payments:	0	0	0	0	0			
Sec Cat: Preventive Maint	Awd Date: 2018	Anticipated Fed Cat: NHPP				Federal Oversight									
TIP #:	Future Cost: 0				Estimate Total: 6,020										
County: St. Louis	Bridge improvements at Hibler Creek. Project involves bridge W0332.					Engineering:	67	35	74	0	0	0			
Route: RT AB						R/W:	0	60	0	0	0	0			
Job No.: 6S2211						Construction:	0	0	687	0	0	0			
Length: 0.10	MPO: Y					FFOS:	0	0	0	0	0	0			
Fund Cat: Taking Care Of System	Fed: 685				State: 171	Local: 0	Payments:	0	0	0	0	0			
Sec Cat: Rehab And Reconst	Awd Date: 2018	Anticipated Fed Cat: NHPP													
TIP #: 4413Z-11	Future Cost: 0				Estimate Total: 923										

* Subject to the approval of the Transportation Improvement Plan by the governing Metropolitan Planning Organization.

Jun-14-2016

Section 4 - 14

District St. Louis

TMA

Dollars in Thousands



2017-2021 Highway and Bridge Construction Schedule

Transportation Planning

P.O. Box 270
Jefferson City, MO 65102

Construction contingency applied to construction cost in the year the project is awarded.

Three percent project growth factor compounded annually is applied to right-of-way and construction costs in program years 2, 3, 4, and 5.

No inflation is applied to the Funding From Other Sources (FFOS) or Payments.

Engineering includes PE costs, CE costs and R/W incidentals.

Construction contingency applied to construction cost in the year the project is awarded. Three percent project growth factor compounded annually is applied to right-of-way and construction costs in program years 2, 3, 4, and 5. No inflation is applied to the Funding From Other Sources (FFOS) or Payments. Engineering includes PE costs, CE costs and R/W incidentals.											STATE FISCAL YEAR PROJECT BUDGETING					
											Prior Prog.	7/2016- 6/2017	7/2017- 6/2018	7/2018- 6/2019	7/2019- 6/2020	7/2020- 6/2021
County: St. Louis	Bridge improvements at Big Bend Boulevard over I-270. Project involves bridge A0964.					Engineering:	103	217	0	0	0	0				
Route: CST BIG BEND RD						R/W:	0	0	0	0	0	0				
Job No.: 6I2316						Construction:	0	2,313	0	0	0	0				
Length: 0.08	MPO: Y					FFOS:	0	0	0	0	0	0				
Fund Cat: Taking Care Of System			Fed: 2,277	State: 253	Local: 0	Payments:	0	0	0	0	0	0				
Sec Cat: Rehab And Reconst	Awd Date: Winter 17	Anticipated Fed Cat: NHPP														
TIP #: 5305B-11	Future Cost: 0		Estimate Total: 2,633													
County: St. Louis	High friction surface treatments on seven locations in counties of Franklin, St. Charles, St. Louis, and St Louis City.					Engineering:	0	55	0	0	0	0				
Route: RP IS270W TO MO364E						R/W:	0	0	0	0	0	0				
Job No.: 6S3199						Construction:	0	542	0	0	0	0				
Length: 1.71	MPO: Y					FFOS:	0	0	0	0	0	0				
Fund Cat: Safety			Fed: 537	State: 60	Local: 0	Payments:	0	0	0	0	0	0				
Sec Cat: Safety	Awd Date: Spring 17	Anticipated Fed Cat: Safety														
TIP #: 5305B-11	Future Cost: 0		Estimate Total: 597													
County: St. Louis	Signal, lighting and ADA Transition Plan improvements on Rte. N at Evans Lane and Albert/Powell Avenue; Rte. AC at Lucas-Hunt Road, Pohlman Road and Old Halls Ferry Road; Rte. 67 at Old St Charles Road.					Engineering:	245	115	0	0	0	0				
Route: RT N						R/W:	0	20	0	0	0	0				
Job No.: 6S2179						Construction:	0	1,611	0	0	0	0				
Length: 0.80	MPO: Y					FFOS:	0	0	0	0	0	0				
Fund Cat: Taking Care Of System			Fed: 1,397	State: 349	Local: 0	Payments:	0	0	0	0	0	0				
Sec Cat: Systems Operations	Awd Date: Winter 17	Anticipated Fed Cat: S.T.P.														
TIP #: 4421G-10	Future Cost: 0		Estimate Total: 1,991													
County: St. Louis	Create Bus Rapid Transit (BRT) and High Occupancy Vehicle (HOV) lanes at various locations in St. Louis County.					Engineering:	60	1	1	1	71	0				
Route: Various						R/W:	0	0	0	0	0	0				
Job No.: 6I2415B						Construction:	0	0	0	0	1,115	0				
Length: 0.00	MPO: Y					FFOS:	0	0	0	0	0	0				
Fund Cat: Flexible & Other			Fed: 952	State: 237	Local: 0	Payments:	0	0	0	0	0	0				
Sec Cat: Systems Operations	Awd Date: 2020	Anticipated Fed Cat: S.T.P.		Federal Oversight												
TIP #: 5517B-13	Future Cost: 0		Estimate Total: 1,249													
County: St. Louis	Job Order Contracting for guardrail repair at various locations in St. Louis City and St. Louis County.					Engineering:	0	70	0	0	0	0				
Route: Various						R/W:	0	0	0	0	0	0				
Job No.: 6P3177						Construction:	0	954	0	0	0	0				
Length: 0.00	MPO: Y					FFOS:	0	0	0	0	0	0				
Fund Cat: Taking Care Of System			Fed: 819	State: 205	Local: 0	Payments:	0	0	0	0	0	0				
Sec Cat: Routine Maintenance	Awd Date: Spring 17	Anticipated Fed Cat: S.T.P.														
TIP #: 5517B-13	Future Cost: 0		Estimate Total: 1,024													

* Subject to the approval of the Transportation Improvement Plan by the governing Metropolitan Planning Organization.

Jun-14-2016

Section 4 - 15

District St. Louis

TMA

Dollars in Thousands



2017-2021 Highway and Bridge Construction Schedule

Transportation Planning

P.O. Box 270
Jefferson City, MO 65102

Construction contingency applied to construction cost in the year the project is awarded.

Three percent project growth factor compounded annually is applied to right-of-way and construction costs in program years 2, 3, 4, and 5.

No inflation is applied to the Funding From Other Sources (FFOS) or Payments.

Engineering includes PE costs, CE costs and R/W incidentals.

						STATE FISCAL YEAR PROJECT BUDGETING					
						Prior Prog.	7/2016- 6/2017	7/2017- 6/2018	7/2018- 6/2019	7/2019- 6/2020	7/2020- 6/2021
County:	St. Louis City	Payment to IDOT for bridge improvements on the Chain of Rocks Bridge. Project involves bridge A0890. To be let by IDOT.				Engineering:	0	0	0	0	0
Route:	IS 270					R/W:	0	0	0	0	0
Job No.:	613040					Construction:	0	150	0	0	0
Length:	0.47	MPO:	Y			FFOS:	0	0	0	0	0
Fund Cat:	Statewide Interstate And Major Bridge	Fed:	135	State:	15	Local:	0				
Sec Cat:	Rehab And Reconst	Awd Date:	N/A	Anticipated Fed Cat:	NHPP	Payments:	0	0	0	0	0
TIP #:		Future Cost:	0	Estimate Total:	150						
County:	St. Louis City	Pavement and bridge improvements from west of Kingshighway Blvd to I-55. Project involves bridge A2258.				Engineering:	211	15	1	1,438	0
Route:	IS 44					R/W:	0	0	0	0	0
Job No.:	613034					Construction:	0	0	0	21,796	0
Length:	3.87	MPO:	Y			FFOS:	0	0	0	0	0
Fund Cat:	Statewide Interstate And Major Bridge	Fed:	20,924	State:	2,326	Local:	0				
Sec Cat:	Rehab And Reconst	Awd Date:	2019	Anticipated Fed Cat:	NHFP	Federal Oversight	0	0	0	0	0
TIP #:		Future Cost:	0	Estimate Total:	23,461	Payments:	0	0	0	0	0
County:	St. Louis City	Bridge improvements from Kingshighway Boulevard to 39th Street. Involves bridges A2386, A2163, A2164, A2165, A2600 and A2255.				Engineering:	300	1,300	2,263	0	0
Route:	IS 44					R/W:	0	0	0	0	0
Job No.:	613150					Construction:	0	0	26,481	0	0
Length:	1.25	MPO:	Y			FFOS:	0	0	0	0	0
Fund Cat:	Taking Care Of System	Fed:	27,040	State:	3,004	Local:	0				
Sec Cat:	Preventive Maint	Awd Date:	2018	Anticipated Fed Cat:	NHPP	Federal Oversight	0	0	0	0	0
TIP #:		Future Cost:	0	Estimate Total:	30,344	Payments:	0	0	0	0	0
County:	St. Louis City	Bridge maintenance on the Poplar Street Bridge over the Mississippi River. \$2,965,000 of IDOT funds for construction. Project involves bridge A1500.				Engineering:	19	374	0	0	0
Route:	IS 55					R/W:	0	0	0	0	0
Job No.:	613025					Construction:	0	5,930	0	0	0
Length:	0.21	MPO:	Y			FFOS:	0	2,965	0	0	0
Fund Cat:	Statewide Interstate And Major Bridge	AC-State:	3,302	State:	37	Local:	2,965				
Sec Cat:	Systems Operations	Awd Date:	Summer 16	Anticipated Fed Cat:	NHPP	Federal Oversight	0	0	0	0	0
TIP #:		Future Cost:	0	Estimate Total:	6,323	Payments:	0	0	0	0	0
County:	St. Louis City	Bridge improvements on the eastbound Poplar Street Bridge over the Mississippi River. \$7,700,000 IDOT funds for construction. Project involves bridge A1500.				Engineering:	19	771	0	0	0
Route:	IS 55					R/W:	0	0	0	0	0
Job No.:	613026					Construction:	0	15,400	0	0	0
Length:	0.21	MPO:	Y			FFOS:	0	7,700	0	0	0
Fund Cat:	Statewide Interstate And Major Bridge	AC-State:	8,394	State:	77	Local:	7,700				
Sec Cat:	Rehab And Reconst	Awd Date:	Summer 16	Anticipated Fed Cat:	NHPP	Federal Oversight	0	0	0	0	0
TIP #:		Future Cost:	0	Estimate Total:	16,190	Payments:	0	0	0	0	0

* Subject to the approval of the Transportation Improvement Plan by the governing Metropolitan Planning Organization.



2017-2021 Highway and Bridge Construction Schedule

Transportation Planning

P.O. Box 270
Jefferson City, MO 65102

Construction contingency applied to construction cost in the year the project is awarded.

Three percent project growth factor compounded annually is applied to right-of-way and construction costs in program years 2, 3, 4, and 5.

No inflation is applied to the Funding From Other Sources (FFOS) or Payments.

Engineering includes PE costs, CE costs and R/W incidentals.

Construction contingency applied to construction cost in the year the project is awarded. Three percent project growth factor compounded annually is applied to right-of-way and construction costs in program years 2, 3, 4, and 5. No inflation is applied to the Funding From Other Sources (FFOS) or Payments. Engineering includes PE costs, CE costs and R/W incidentals.							STATE FISCAL YEAR PROJECT BUDGETING						
							Prior Prog.	7/2016- 6/2017	7/2017- 6/2018	7/2018- 6/2019	7/2019- 6/2020	7/2020- 6/2021	
County: St. Louis City	Route: IS 55	Bridge improvements from Virginia Avenue to Arsenal Street. Involves bridges A1079, A1080, A1082, A1083, A1084, A1085 and A1086.					Engineering:	100	450	1,001	0	0	0
Job No.: 613149							R/W:	0	0	0	0	0	0
Length: 0.80	MPO: Y						Construction:	0	0	12,771	0	0	0
Fund Cat: Taking Care Of System		Fed: 11,378	State: 2,844	Local: 0			FFOS:	0	0	0	0	0	0
Sec Cat: Preventive Maint	Awd Date: Fall 17	Anticipated Fed Cat: NHPP		Federal Oversight			Payments:	0	0	0	0	0	0
TIP #:		Future Cost: 0	Estimate Total: 14,322										
County: St. Louis City	Route: IS 64	Bridge, ramp and capacity improvements from 4th Street to Illinois on the eastbound Poplar Street Bridge and approaches. \$8,000,000 IDOT funds for construction. Project involves bridges A1500, A1501 and A1503.					Engineering:	2,929	2,084	0	0	0	0
Job No.: 612377C							R/W:	1,000	0	0	0	0	0
Length: 0.78	MPO: Y						Construction:	0	30,847	0	0	0	0
Fund Cat: Flexible & Other		AC-State: 24,723	State: 208	Local: 8,000			FFOS:	0	8,000	0	0	0	0
Sec Cat: System Expansion	Awd Date: Summer 16	Anticipated Fed Cat: NHPP		Federal Oversight			Payments:	0	0	0	0	0	0
TIP #:		Future Cost: 0	Estimate Total: 36,860										
County: St. Louis City	Route: IS 64	Pavement improvements east of Sarah Street to 21st Street.					Engineering:	5	28	102	0	0	0
Job No.: 613111							R/W:	0	36	0	0	0	0
Length: 2.06	MPO: Y						Construction:	0	0	1,388	0	0	0
Fund Cat: Statewide Interstate And Major Bridge		Fed: 1,398	State: 156	Local: 0			FFOS:	0	0	0	0	0	0
Sec Cat: Preventive Maint	Awd Date: Fall 17	Anticipated Fed Cat: NHPP					Payments:	0	0	0	0	0	0
TIP #:		Future Cost: 0	Estimate Total: 1,559										
County: St. Louis City	Route: RV 70	Pavement improvements along the reversible lanes from east of Union to Broadway.					Engineering:	40	166	0	0	0	0
Job No.: 613112							R/W:	0	0	0	0	0	0
Length: 5.34	MPO: Y						Construction:	0	2,118	0	0	0	0
Fund Cat: Statewide Interstate And Major Bridge		Fed: 2,055	State: 229	Local: 0			FFOS:	0	0	0	0	0	0
Sec Cat: Rehab And Reconst	Awd Date: Fall 16	Anticipated Fed Cat: NHPP					Payments:	0	0	0	0	0	0
TIP #:		Future Cost: 0	Estimate Total: 2,324										
County: St. Louis City	Route: MO 799	Payment to IDOT for bridge improvements on the Martin Luther King Bridge. Project involves bridge A4856. Project will be let by IDOT.					Engineering:	0	0	0	0	0	0
Job No.: 6P3011							R/W:	0	0	0	0	0	0
Length: 0.39	MPO: Y						Construction:	0	0	0	0	85	0
Fund Cat: Statewide Interstate And Major Bridge		Fed: 68	State: 17	Local: 0			FFOS:	0	0	0	0	0	0
Sec Cat: Preventive Maint	Awd Date: N/A	Anticipated Fed Cat: NHPP					Payments:	0	0	0	0	0	0
TIP #: 5737-16		Future Cost: 0	Estimate Total: 85										

* Subject to the approval of the Transportation Improvement Plan by the governing Metropolitan Planning Organization.

Jun-14-2016

Section 4 - 17

District St. Louis

TMA

Dollars in Thousands



2017-2021 Highway and Bridge Construction Schedule

Transportation Planning

P.O. Box 270
Jefferson City, MO 65102

Construction contingency applied to construction cost in the year the project is awarded.

Three percent project growth factor compounded annually is applied to right-of-way and construction costs in program years 2, 3, 4, and 5.

No inflation is applied to the Funding From Other Sources (FFOS) or Payments.

Engineering includes PE costs, CE costs and R/W incidentals.

Construction contingency applied to construction cost in the year the project is awarded. Three percent project growth factor compounded annually is applied to right-of-way and construction costs in program years 2, 3, 4, and 5. No inflation is applied to the Funding From Other Sources (FFOS) or Payments. Engineering includes PE costs, CE costs and R/W incidentals.							STATE FISCAL YEAR PROJECT BUDGETING						
							Prior Prog.	7/2016-	7/2017-	7/2018-	7/2019-	7/2020-	
								6/2017	6/2018	6/2019	6/2020	6/2021	
County:	St. Louis City	Bridge improvements from 18th Street to Broadway. Project involves bridges A1516, A1517, A1518, A1519, A1520 and A1521.					Engineering:	0	240	455	0	0	0
Route:	RP BROADWAY TO IS64W						R/W:	0	0	0	0	0	0
Job No.:	6I3170						Construction:	0	0	4,586	0	0	0
Length:	1.12	MPO:	Y				FFOS:	0	0	0	0	0	0
Fund Cat:	Taking Care Of System	Fed:	4,225	State:	1,056	Local:	0	Payments:	0	0	0	0	0
Sec Cat:	Preventive Maint	Awd Date:	2018	Anticipated Fed Cat:	NHPP								
TIP #:		Future Cost:	0	Estimate Total:	5,281								
County:	St. Louis City	Pavement improvements from I-270 to Hall Street.					Engineering:	0	100	330	438	0	0
Route:	RT H						R/W:	0	0	0	0	0	0
Job No.:	6S3196						Construction:	0	0	0	6,045	0	0
Length:	3.57	MPO:	Y				FFOS:	0	0	0	0	0	0
Fund Cat:	Taking Care Of System	Fed:	5,530	State:	1,383	Local:	0	Payments:	0	0	0	0	0
Sec Cat:	Preventive Maint	Awd Date:	2019	Anticipated Fed Cat:	NHPP								
TIP #:		Future Cost:	0	Estimate Total:	6,913								
County:	St. Louis City	Bridge improvements on the Illinois approach to the Poplar Street Bridge. \$1,869,000					Engineering:	9	129	0	0	0	0
Route:	IS 64 St. Clair County, IL	IDOT funds for construction. Project involves Illinois approach to bridge A1500.					R/W:	0	0	0	0	0	0
Job No.:	6I2377D						Construction:	0	1,869	0	0	0	0
Length:	0.52	MPO:	Y				FFOS:	0	1,869	0	0	0	0
Fund Cat:	Taking Care Of System	AC-State:	116	State:	13	Local:	1,869	Payments:	0	0	0	0	0
Sec Cat:	Rehab And Reconst	Awd Date:	Summer 16	Anticipated Fed Cat:	NHPP	Federal Oversight							
TIP #:		Future Cost:	0	Estimate Total:	2,007								
County:	Various	Job Order Contracting for concrete pavement repair at various interstate locations in the					Engineering:	0	42	0	0	0	0
Route:	Various	St. Louis District.					R/W:	0	0	0	0	0	0
Job No.:	0I3003K						Construction:	0	600	0	0	0	0
Length:	0.00	MPO:	Y				FFOS:	0	0	0	0	0	0
Fund Cat:	Statewide Interstate And Major Bridge	Fed:	578	State:	64	Local:	0	Payments:	0	0	0	0	0
Sec Cat:	Preventive Maint	Awd Date:	Spring 17	Anticipated Fed Cat:	NHPP								
TIP #:		Future Cost:	0	Estimate Total:	642								
County:	Various	Job Order Contracting for asphalt pavement repair at various interstate locations in					Engineering:	0	42	0	0	0	0
Route:	Various	Franklin and Jefferson Counties.					R/W:	0	0	0	0	0	0
Job No.:	0I3003L						Construction:	0	600	0	0	0	0
Length:	0.00	MPO:	Y				FFOS:	0	0	0	0	0	0
Fund Cat:	Statewide Interstate And Major Bridge	Fed:	578	State:	64	Local:	0	Payments:	0	0	0	0	0
Sec Cat:	Preventive Maint	Awd Date:	Spring 17	Anticipated Fed Cat:	NHPP								
TIP #:		Future Cost:	0	Estimate Total:	642								

* Subject to the approval of the Transportation Improvement Plan by the governing Metropolitan Planning Organization.



2017-2021 Highway and Bridge Construction Schedule

Construction contingency applied to construction cost in the year the project is awarded.

Three percent project growth factor compounded annually is applied to right-of-way and construction costs in program years 2, 3, 4, and 5.

No inflation is applied to the Funding From Other Sources (FFOS) or Payments.

Engineering includes PE costs, CE costs and R/W incidentals.

						STATE FISCAL YEAR PROJECT BUDGETING					
						Prior Prog.	7/2016- 6/2017	7/2017- 6/2018	7/2018- 6/2019	7/2019- 6/2020	7/2020- 6/2021
County: Various	Job Order Contracting for asphalt pavement repair at various interstate locations in St.	Engineering:	0	56	0	0	0	0	0	0	0
Route: Various	Charles and St. Louis Counties and St. Louis City.	R/W:	0	0	0	0	0	0	0	0	0
Job No.: 0I3003M		Construction:	0	800	0	0	0	0	0	0	0
Length: 0.00	MPO: Y	FFOS:	0	0	0	0	0	0	0	0	0
Fund Cat: Statewide Interstate And Major Bridge	Fed: 770 State: 86 Local: 0	Payments:	0	0	0	0	0	0	0	0	0
Sec Cat: Preventive Maint	Awd Date: Spring 17 Anticipated Fed Cat: NHPP										
TIP #: Future Cost: 0 Estimate Total: 856											
County: Various	ADA Transition Plan improvements at various primary locations in the St. Louis District.	Engineering:	0	0	0	0	0	0	0	0	0
Route: Various	\$1,850,000 Statewide Transportation Alternative funds.	R/W:	0	0	0	0	0	0	0	0	0
Job No.: 0P3011G		Construction:	0	0	1,906	0	0	0	0	0	0
Length: 0.00	MPO: Y	FFOS:	1,850	0	0	0	0	0	0	0	0
Fund Cat: Taking Care Of System	Fed: 1,525 State: 381 Local: 0	Payments:	0	0	0	0	0	0	0	0	0
Sec Cat: N- Ada Trans	Awd Date: 2018 Anticipated Fed Cat: S.T.P.										
TIP #: Future Cost: 0 Estimate Total: 1,906											
County: Various	Safety projects at various locations in the St. Louis District. \$5,077,000 from Statewide	Engineering:	0	0	0	0	0	0	0	0	0
Route: Various	Open Container funds.	R/W:	0	0	0	0	0	0	0	0	0
Job No.: 0P3018G		Construction:	0	0	5,229	0	0	0	0	0	0
Length: 0.00	MPO: N	FFOS:	0	0	5,077	0	0	0	0	0	0
Fund Cat: Safety	Fed: 4,706 State: 523 Local: 0	Payments:	0	0	0	0	0	0	0	0	0
Sec Cat: Safety	Awd Date: 2018 Anticipated Fed Cat: Safety										
TIP #: Future Cost: 0 Estimate Total: 5,229											
County: Various	Safety projects at various locations in the St. Louis District. \$5,105,000 from Statewide	Engineering:	0	0	0	0	0	0	0	0	0
Route: Various	Open Container funds.	R/W:	0	0	0	0	0	0	0	0	0
Job No.: 0P3019G		Construction:	0	0	0	5,416	0	0	0	0	0
Length: 0.00	MPO: N	FFOS:	0	0	0	5,105	0	0	0	0	0
Fund Cat: Safety	Fed: 4,874 State: 542 Local: 0	Payments:	0	0	0	0	0	0	0	0	0
Sec Cat: Safety	Awd Date: 2019 Anticipated Fed Cat: Safety										
TIP #: Future Cost: 0 Estimate Total: 5,416											
County: Various	Safety projects at various locations in the St. Louis District. \$5,105,000 from Statewide	Engineering:	0	0	0	0	0	0	0	0	0
Route: Various	Open Container funds.	R/W:	0	0	0	0	0	0	0	0	0
Job No.: 0P3020G		Construction:	0	0	0	0	5,578	0	0	0	0
Length: 0.00	MPO: Y	FFOS:	0	0	0	0	5,105	0	0	0	0
Fund Cat: Safety	Fed: 5,020 State: 558 Local: 0	Payments:	0	0	0	0	0	0	0	0	0
Sec Cat: Safety	Awd Date: 2020 Anticipated Fed Cat: Safety										
TIP #: Future Cost: 0 Estimate Total: 5,578											

* Subject to the approval of the Transportation Improvement Plan by the governing Metropolitan Planning Organization.



2017-2021 Highway and Bridge Construction Schedule

Construction contingency applied to construction cost in the year the project is awarded.

Three percent project growth factor compounded annually is applied to right-of-way and construction costs in program years 2, 3, 4, and 5.

No inflation is applied to the Funding From Other Sources (FFOS) or Payments.

Engineering includes PE costs, CE costs and R/W incidentals.

Construction contingency applied to construction cost in the year the project is awarded. Three percent project growth factor compounded annually is applied to right-of-way and construction costs in program years 2, 3, 4, and 5. No inflation is applied to the Funding From Other Sources (FFOS) or Payments. Engineering includes PE costs, CE costs and R/W incidentals.							STATE FISCAL YEAR PROJECT BUDGETING						
							Prior Prog.	7/2016- 6/2017	7/2017- 6/2018	7/2018- 6/2019	7/2019- 6/2020	7/2020- 6/2021	
County: Various Route: Various Job No.: 0P3021G Length: 0.00 MPO: N Fund Cat: Safety Sec Cat: Safety TIP #:	Safety projects at various locations in the St. Louis District. \$5,105,000 from Statewide Open Container funds.						Engineering:	0	0	0	0	0	0
							R/W:	0	0	0	0	0	0
							Construction:	0	0	0	0	0	5,746
	Fed: 5,171 State: 575 Local: 0						FFOS:	0	0	0	0	0	5,105
	Awd Date: 2021 Anticipated Fed Cat: Safety						Payments:	0	0	0	0	0	0
	Future Cost: 0 Estimate Total: 5,746												
County: Various Route: Various Job No.: 0S3017G Length: 0.00 MPO: Y Fund Cat: Taking Care Of System Sec Cat: N- Ada Trans TIP #:	ADA Transition Plan improvements at various locations in the St. Louis District. \$2,265,000 from Statewide Transportation Alternatives funds.						Engineering:	0	0	0	0	0	
							R/W:	0	0	0	0	0	0
							Construction:	0	0	2,333	0	0	0
	Fed: 1,866 State: 467 Local: 0						FFOS:	0	2,265	0	0	0	0
	Awd Date: 2018 Anticipated Fed Cat: S.T.P.						Payments:	0	0	0	0	0	0
	Future Cost: 0 Estimate Total: 2,333												
County: Various Route: Various Job No.: 0S3018G Length: 0.00 MPO: Y Fund Cat: Taking Care Of System Sec Cat: N- Ada Trans TIP #:	ADA Transition Plan improvements at various locations in the St. Louis District. \$2,330,000 from Statewide Transportation Alternatives funds.						Engineering:	0	0	0	0	0	
							R/W:	0	0	0	0	0	0
							Construction:	0	0	2,400	0	0	0
	Fed: 1,920 State: 480 Local: 0						FFOS:	0	0	2,330	0	0	0
	Awd Date: 2018 Anticipated Fed Cat: S.T.P.						Payments:	0	0	0	0	0	0
	Future Cost: 0 Estimate Total: 2,400												
County: Various Route: Various Job No.: 0S3019G Length: 0.00 MPO: Y Fund Cat: Taking Care Of System Sec Cat: N- Ada Trans TIP #:	ADA Transition Plan improvements at various locations in the St. Louis District. \$2,392,000 from Statewide Transportation Alternatives funds.						Engineering:	0	0	0	0	0	
							R/W:	0	0	0	0	0	0
							Construction:	0	0	0	2,538	0	0
	Fed: 2,030 State: 508 Local: 0						FFOS:	0	0	0	2,392	0	0
	Awd Date: 2019 Anticipated Fed Cat: S.T.P.						Payments:	0	0	0	0	0	0
	Future Cost: 0 Estimate Total: 2,538												
County: Various Route: Various Job No.: 0S3020G Length: 0.00 MPO: Y Fund Cat: Taking Care Of System Sec Cat: N- Ada Trans TIP #:	ADA Transition Plan improvements at various locations in the St. Louis District. \$2,453,000 from Statewide Transportation Alternatives funds.						Engineering:	0	0	0	0	0	
							R/W:	0	0	0	0	0	0
							Construction:	0	0	0	0	2,680	0
	Fed: 2,144 State: 536 Local: 0						FFOS:	0	0	0	0	2,453	0
	Awd Date: 2020 Anticipated Fed Cat: S.T.P.						Payments:	0	0	0	0	0	0
	Future Cost: 0 Estimate Total: 2,680												

* Subject to the approval of the Transportation Improvement Plan by the governing Metropolitan Planning Organization.



2017-2021 Highway and Bridge Construction Schedule

Transportation Planning

P.O. Box 270
Jefferson City, MO 65102

Construction contingency applied to construction cost in the year the project is awarded.

Three percent project growth factor compounded annually is applied to right-of-way and construction costs in program years 2, 3, 4, and 5.

No inflation is applied to the Funding From Other Sources (FFOS) or Payments.

Engineering includes PE costs, CE costs and R/W incidentals.

Construction contingency applied to construction cost in the year the project is awarded. Three percent project growth factor compounded annually is applied to right-of-way and construction costs in program years 2, 3, 4, and 5. No inflation is applied to the Funding From Other Sources (FFOS) or Payments. Engineering includes PE costs, CE costs and R/W incidentals.							STATE FISCAL YEAR PROJECT BUDGETING					
							Prior Prog.	7/2016- 6/2017	7/2017- 6/2018	7/2018- 6/2019	7/2019- 6/2020	7/2020- 6/2021
County: Various Route: Various Job No.: 0S3021G Length: 0.00 MPO: Y Fund Cat: Taking Care Of System Sec Cat: N- Ada Trans Awd Date: 2021 Anticipated Fed Cat: S.T.P. TIP #: Future Cost: 0 Estimate Total: 2,761	ADA Transition Plan improvements at various locations in the St. Louis District. \$2,453,000 from Statewide Transportation Alternatives funds.						Engineering: 0 R/W: 0 Construction: 0 FFOS: 0 Payments: 0	0 0 0 0 0	0 0 0 0 0	0 0 0 0 0	0 0 2,761 2,453 0	
County: Various Route: Various Job No.: 6I3122 Length: 0.00 MPO: Y Fund Cat: Taking Care Of System Sec Cat: Systems Operations Awd Date: Summer 16 Anticipated Fed Cat: C.M.A.Q. TIP #: Future Cost: 0 Estimate Total: 427	Installation of flashing yellow arrows to existing traffic signals on Rtes. 100, 367, I-44, I-55, I-64, I-70, I-170, and I-270. \$341,541 Congestion Mitigation and Air Quality Improvement Program funds.						Engineering: 35 R/W: 0 Construction: 0 FFOS: 0 Payments: 0	37 0 355 313 0	0 0 0 0 0	0 0 0 0 0	0 0 0 0 0	
County: Various Route: Various Job No.: 6P3013 Length: 0.00 MPO: Y Fund Cat: Taking Care Of System Sec Cat: Preventive Maint Awd Date: Fall 16 Anticipated Fed Cat: S.T.P. TIP #: Future Cost: 0 Estimate Total: 2,150	Job Order Contracting for bridge repairs at various primary route locations in the St. Louis District.						Engineering: 8 R/W: 0 Construction: 0 FFOS: 0 Payments: 0	142 0 2,000 0 0	0 0 0 0 0	0 0 0 0 0	0 0 0 0 0	
County: Various Route: Various Job No.: 6P3117 Length: 0.00 MPO: Y Fund Cat: Taking Care Of System Sec Cat: Routine Maintenance Awd Date: Spring 17 Anticipated Fed Cat: S.T.P. TIP #: Future Cost: 0 Estimate Total: 500	Job Order Contracting for guardrail repair at various locations in Franklin and Jefferson Counties.						Engineering: 0 R/W: 0 Construction: 0 FFOS: 0 Payments: 0	37 0 463 0 0	0 0 0 0 0	0 0 0 0 0	0 0 0 0 0	
County: Various Route: Various Job No.: 6P3175 Length: 0.00 MPO: Y Fund Cat: Taking Care Of System Sec Cat: Routine Maintenance Awd Date: Spring 17 Anticipated Fed Cat: State TIP #: Future Cost: 0 Estimate Total: 437	Job Order Contracting for fence repair at various locations in the St. Louis District.						Engineering: 0 R/W: 0 Construction: 0 FFOS: 0 Payments: 0	33 0 404 0 0	0 0 0 0 0	0 0 0 0 0	0 0 0 0 0	

* Subject to the approval of the Transportation Improvement Plan by the governing Metropolitan Planning Organization.



2017-2021 Highway and Bridge Construction Schedule

Transportation Planning

P.O. Box 270
Jefferson City, MO 65802

Construction contingency applied to construction cost in the year the project is awarded.

Three percent project growth factor compounded annually is applied to right-of-way and construction costs in program years 2, 3, 4, and 5.

No inflation is applied to the Funding From Other Sources (FFOS) or Payments.

Engineering includes PE costs, CE costs and R/W incidentals.

Construction contingency applied to construction cost in the year the project is awarded. Three percent project growth factor compounded annually is applied to right-of-way and construction costs in program years 2, 3, 4, and 5. No inflation is applied to the Funding From Other Sources (FFOS) or Payments. Engineering includes PE costs, CE costs and R/W incidentals.												STATE FISCAL YEAR PROJECT BUDGETING					
												Prior Prog.	7/2016- 6/2017	7/2017- 6/2018	7/2018- 6/2019	7/2019- 6/2020	7/2020- 6/2021
County: Various Route: Various Job No.: 6P3176 Length: 0.00 MPO: Y Fund Cat: Taking Care Of System Sec Cat: Routine Maintenance Awd Date: Spring 17 Anticipated Fed Cat: S.T.P. TIP #: Future Cost: 0 Estimate Total: 601	Job Order Contracting for guard cable repair at various locations in the St. Louis District.					Engineering: 0 R/W: 0 Construction: 0 FFOS: 0 Payments: 0	43 0 558 0 0 0	0 0 0 0 0 0	0 0 0 0 0 0	0 0 0 0 0 0	0 0 0 0 0 0						
County: Various Route: Various Job No.: 6P3190 Length: 0.00 MPO: Y Fund Cat: Taking Care Of System Sec Cat: Systems Operations Awd Date: 2018 Anticipated Fed Cat: S.T.P. TIP #: Future Cost: 0 Estimate Total: 5,150	Signal and lighting improvements throughout the St. Louis District.					Engineering: 0 R/W: 0 Construction: 0 FFOS: 0 Payments: 0	0 0 0 0 0 0	0 0 5,150 0 0 0	0 0 0 0 0 0	0 0 0 0 0 0	0 0 0 0 0 0						
County: Various Route: Various Job No.: 6P3191 Length: 0.00 MPO: Y Fund Cat: Taking Care Of System Sec Cat: Systems Operations Awd Date: 2019 Anticipated Fed Cat: S.T.P. TIP #: Future Cost: 0 Estimate Total: 6,365	Signal and lighting improvements throughout the St. Louis District.					Engineering: 0 R/W: 0 Construction: 0 FFOS: 0 Payments: 0	0 0 0 0 0 0	0 0 0 0 0 0	0 0 6,365 0 0 0	0 0 0 0 0 0	0 0 0 0 0 0						
County: Various Route: Various Job No.: 6P3194 Length: 0.00 MPO: Y Fund Cat: Safety Sec Cat: Safety Awd Date: Spring 17 Anticipated Fed Cat: Safety <div>Federal Oversight</div> TIP #: Future Cost: 0 Estimate Total: 23,826	Safety improvements on various routes in the St. Louis District. Potential Design Build.					Engineering: 0 R/W: 0 Construction: 0 FFOS: 0 Payments: 0	1,998 0 21,828 5,032 0	0 0 0 0 0	0 0 0 0 0	0 0 0 0 0	0 0 0 0 0						
County: Various Route: Various Job No.: 6P3198 Length: 0.00 MPO: Y Fund Cat: Taking Care Of System Sec Cat: Preventive Maint Awd Date: Spring 17 Anticipated Fed Cat: S.T.P. TIP #: Future Cost: 0 Estimate Total: 2,185	Job Order Contracting for asphalt pavement improvements (non-interstate) at various primary route locations in the St. Louis District.					Engineering: 0 R/W: 0 Construction: 0 FFOS: 0 Payments: 0	145 0 2,040 0 0	0 0 0 0 0	0 0 0 0 0	0 0 0 0 0	0 0 0 0 0						

* Subject to the approval of the Transportation Improvement Plan by the governing Metropolitan Planning Organization.

Jun-14-2016

Section 4 - 22

District St. Louis

TMA

Dollars in Thousands



2017-2021 Highway and Bridge Construction Schedule

Transportation Planning

P.O. Box 270
Jefferson City, MO 65802

Construction contingency applied to construction cost in the year the project is awarded.

Three percent project growth factor compounded annually is applied to right-of-way and construction costs in program years 2, 3, 4, and 5.

No inflation is applied to the Funding From Other Sources (FFOS) or Payments.

Engineering includes PE costs, CE costs and R/W incidentals.

						STATE FISCAL YEAR PROJECT BUDGETING					
						Prior Prog.	7/2016- 6/2017	7/2017- 6/2018	7/2018- 6/2019	7/2019- 6/2020	7/2020- 6/2021
County:	Various	Job Order Contracting for concrete pavement improvements (non-Interstate) at various				Engineering:	0	75	0	0	0
Route:	Various	primary route locations in the St. Louis District.				R/W:	0	0	0	0	0
Job No.:	6P3198B					Construction:	0	1,020	0	0	0
Length:	0.00	MPO:	Y			FFOS:	0	0	0	0	0
Fund Cat:	Taking Care Of System			Fed:	876	State:	219	Local:	0		
Sec Cat:	Preventive Maint	Awd Date:	Spring 17	Anticipated Fed Cat:	S.T.P.		Payments:	0	0	0	0
TIP #:				Future Cost:	0	Estimate Total:	1,095				

* Subject to the approval of the Transportation Improvement Plan by the governing Metropolitan Planning Organization.

Jun-14-2016

Section 4 - 23

District St. Louis

TMA

Dollars in Thousands



2017-2021 Highway and Bridge Construction Schedule

Transportation Planning

P.O. Box 270
Jefferson City, MO 65102

Construction contingency applied to construction cost in the year the project is awarded.
Three percent project growth factor compounded annually is applied to right-of-way and construction costs in program years 2, 3, 4, and 5.
No inflation is applied to the Funding From Other Sources (FFOS) or Payments.
Engineering includes PE costs, CE costs and R/W incidentals.

STATE FISCAL YEAR PROJECT BUDGETING						
	Prior Prog.	7/2016- 6/2017	7/2017- 6/2018	7/2018- 6/2019	7/2019- 6/2020	7/2020- 6/2021
FFOS:	2,638	41,696	21,491	7,497	7,558	7,558
Total R/W:	1,888	4,066	1,079	0	0	0
Total Construction:	0	216,812	223,660	148,445	20,704	24,385
Paybacks:	0	0	0	0	0	0
Sub-Total:	1,888	220,878	224,739	148,445	20,704	24,385
Total Engineering:	10,574	25,861	24,036	5,300	829	978
Grand Total:	12,462	246,739	248,775	153,745	21,533	25,363

	2017	2018	2019	2020	2021
State	23,346	29,441	21,422	2,549	2,812
AC-State	46,645	6,512	0	0	0
Local	25,626	6,420	0	0	0
Sub-total State	95,617	42,373	21,422	2,549	2,812
Federal					
Sub-total Federal	151,122	206,402	132,323	18,984	22,551
Grand Total	246,739	248,775	153,745	21,533	25,363

Project Count: 111

* Subject to the approval of the Transportation Improvement Plan by the governing Metropolitan Planning Organization.



MoDOT's St Louis District

TMA: East-West Gateway Council of Governments

PAYMENT PROJECTS

(Note: The following MoDOT projects are located inside the St Louis Metropolitan Planning area boundary.)



2017-2021 Highway and Bridge Construction Schedule

Transportation Planning

P.O. Box 270
Jefferson City, MO 65102

Construction contingency applied to construction cost in the year the project is awarded.

Three percent project growth factor compounded annually is applied to right-of-way and construction costs in program years 2, 3, 4, and 5.

No inflation is applied to the Funding From Other Sources (FFOS) or Payments.

Engineering includes PE costs, CE costs and R/W incidentals.

						STATE FISCAL YEAR PROJECT BUDGETING					
						Prior Prog.	7/2016- 6/2017	7/2017- 6/2018	7/2018- 6/2019	7/2019- 6/2020	7/2020- 6/2021
County: St. Louis	Payback for project 610978 from west of Spodee Road to west of Sarah Street. Payment of					Engineering:	0	0	0	0	0
Route: IS 64	\$13.5 million per year from 2011 to 2025.					R/W:	0	0	0	0	0
Job No.: 610978Z						Construction:	0	0	0	0	0
Length: 9.02	MPO: Y					FFOS:	0	0	0	0	0
Fund Cat: Flexible & Other	Fed: 0 State: 67,500 Local: 0					Payments:	81,000	13,500	13,500	13,500	13,500
Sec Cat: System Expansion	Awd Date: N/A Anticipated Fed Cat: State										
TIP #: 2606D-11	Future Cost: 25,001 - 50,000 Estimate Total: 148,500										
County: St. Louis	ITS operations, MoDOT staff, equipment maintenance and Transportation Management					Engineering:	0	0	0	0	0
Route: IS 64	Center (TMC) operations at the TMC building.					R/W:	0	0	0	0	0
Job No.: 6Q3000C						Construction:	0	0	0	0	0
Length: 0.26	MPO: Y					FFOS:	0	0	0	0	0
Fund Cat: Flexible & Other	Fed: 664 State: 166 Local: 0					Payments:	0	830	0	0	0
Sec Cat: Systems Operations	Awd Date: N/A Anticipated Fed Cat: S.T.P.										
TIP #: 5734-17	Future Cost: 0 Estimate Total: 830										
County: St. Louis	ITS operations, contract staffing and professional services at the Transportation					Engineering:	0	0	0	0	0
Route: IS 64	Management Center (TMC) building.					R/W:	0	0	0	0	0
Job No.: 6Q3000D						Construction:	0	0	0	0	0
Length: 0.26	MPO: Y					FFOS:	0	0	0	0	0
Fund Cat: Flexible & Other	Fed: 1,600 State: 400 Local: 0					Payments:	0	2,000	0	0	0
Sec Cat: Systems Operations	Awd Date: N/A Anticipated Fed Cat: S.T.P.										
TIP #: 5948B-18	Future Cost: 0 Estimate Total: 2,000										
County: St. Louis	ITS operations, MoDOT staff, equipment maintenance and Transportation Management					Engineering:	0	0	0	0	0
Route: IS 64	Center (TMC) operations at the TMC building.					R/W:	0	0	0	0	0
Job No.: 6Q3053C						Construction:	0	0	0	0	0
Length: 0.00	MPO: Y					FFOS:	0	0	0	0	0
Fund Cat: Flexible & Other	Fed: 664 State: 166 Local: 0					Payments:	0	0	830	0	0
Sec Cat: Systems Operations	Awd Date: N/A Anticipated Fed Cat: S.T.P.										
TIP #: 5948B-18	Future Cost: 0 Estimate Total: 830										
County: St. Louis	ITS operations, contract staffing and professional services at the Transportation					Engineering:	0	0	0	0	0
Route: IS 64	Management Center (TMC) building.					R/W:	0	0	0	0	0
Job No.: 6Q3053D						Construction:	0	0	0	0	0
Length: 0.00	MPO: Y					FFOS:	0	0	0	0	0
Fund Cat: Flexible & Other	Fed: 1,600 State: 400 Local: 0					Payments:	0	0	2,000	0	0
Sec Cat: Systems Operations	Awd Date: N/A Anticipated Fed Cat: S.T.P.										
TIP #: 5948C-18	Future Cost: 0 Estimate Total: 2,000										

* Subject to the approval of the Transportation Improvement Plan by the governing Metropolitan Planning Organization.



2017-2021 Highway and Bridge Construction Schedule

Transportation Planning

P.O. Box 270
Jefferson City, MO 65102

Construction contingency applied to construction cost in the year the project is awarded.

Three percent project growth factor compounded annually is applied to right-of-way and construction costs in program years 2, 3, 4, and 5.

No inflation is applied to the Funding From Other Sources (FFOS) or Payments.

Engineering includes PE costs, CE costs and R/W incidentals.

Construction contingency applied to construction cost in the year the project is awarded. Three percent project growth factor compounded annually is applied to right-of-way and construction costs in program years 2, 3, 4, and 5. No inflation is applied to the Funding From Other Sources (FFOS) or Payments. Engineering includes PE costs, CE costs and R/W incidentals.							STATE FISCAL YEAR PROJECT BUDGETING						
							Prior Prog.	7/2016- 6/2017	7/2017- 6/2018	7/2018- 6/2019	7/2019- 6/2020	7/2020- 6/2021	
County: St. Louis	Video wall replacement at the District Traffic Management Center (TMC).						Engineering:	0	25	0	0	0	0
Route: Various							R/W:	0	0	0	0	0	0
Job No.: 6Q3192							Construction:	0	0	0	0	0	0
Length: 0.00	MPO: Y						FFOS:	0	0	0	0	0	
Fund Cat: Taking Care Of System	Fed: 1,000 State: 250 Local: 0					Payments:	0	1,225	0	0	0	0	
Sec Cat: Systems Operations	Awd Date: N/A	Anticipated Fed Cat: S.T.P.											
TIP #:	Future Cost: 0 Estimate Total: 1,250												
County: St. Louis City	Payback for 6I0984 and 6U1086 to construct new Mississippi River Bridge. Payment of						Engineering:	0	0	0	0	0	
Route: IS 70	\$8.4 million per year from 2011 to 2025. Project involves bridge A6500.						R/W:	0	0	0	0	0	
Job No.: 6I0984Z							Construction:	0	0	0	0	0	
Length: 0.76	MPO: Y						FFOS:	0	0	0	0	0	
Fund Cat: Flexible & Other	Fed: 0 State: 42,000 Local: 0					Payments:	50,400	8,400	8,400	8,400	8,400		
Sec Cat: System Expansion	Awd Date: N/A	Anticipated Fed Cat: State											
TIP #: 3479Z-11	Future Cost: 25,001 - 50,000 Estimate Total: 92,400												
County: St. Louis City	Payment to IDOT for bridge improvements on the Martin Luther King Bridge. Project						Engineering:	0	0	0	0	0	
Route: MO 799	involves bridge A4856. Project will be let by IDOT.						R/W:	0	0	0	0	0	
Job No.: 6P2386							Construction:	0	0	0	0	0	
Length: 0.40	MPO: Y						FFOS:	0	0	0	0	0	
Fund Cat: Statewide Interstate And Major Bridge	Fed: 3,200 State: 800 Local: 0					Payments:	4,600	4,000	0	0	0		
Sec Cat: Rehab And Reconst	Awd Date: N/A	Anticipated Fed Cat: NHPP											
TIP #: 5535-15	Future Cost: 0 Estimate Total: 8,600												
County: Various	Payback beginning in SFY 2008 for Safe and Sound bridges in the St. Louis District.						Engineering:	0	0	0	0	0	
Route: Various							R/W:	30	0	0	0	0	
Job No.: 5B0800U							Construction:	0	0	0	0	0	
Length: 0.00	MPO: Y						FFOS:	30	0	0	0	0	
Fund Cat: Taking Care Of System	Fed: 0 State: 6,365 Local: 0					Payments:	7,732	1,273	1,273	1,273	1,273		
Sec Cat: Rehab And Reconst	Awd Date: N/A	Anticipated Fed Cat: State											
TIP #: 4772-08	Future Cost: 15,001 - 25,000 Estimate Total: 14,127												
County: Various	On-call work zone enforcement at various locations in the St. Louis District.						Engineering:	0	0	0	0	0	
Route: Various							R/W:	0	0	0	0	0	
Job No.: 6P3178							Construction:	0	0	0	0	0	
Length: 0.00	MPO: Y						FFOS:	0	0	0	0	0	
Fund Cat: Safety	Fed: 90 State: 10 Local: 0					Payments:	0	0	100	0	0		
Sec Cat: Urban Safety	Awd Date: N/A	Anticipated Fed Cat: Safety											
TIP #:	Future Cost: 0 Estimate Total: 100												

* Subject to the approval of the Transportation Improvement Plan by the governing Metropolitan Planning Organization.

Jun-14-2016

Section 4 - 2

District St. Louis

TMA

Dollars in Thousands



2017-2021 Highway and Bridge Construction Schedule

Transportation Planning

P.O. Box 270
Jefferson City, MO 65102

Construction contingency applied to construction cost in the year the project is awarded.

Three percent project growth factor compounded annually is applied to right-of-way and construction costs in program years 2, 3, 4, and 5.

No inflation is applied to the Funding From Other Sources (FFOS) or Payments.

Engineering includes PE costs, CE costs and R/W incidentals.

Construction contingency applied to construction cost in the year the project is awarded. Three percent project growth factor compounded annually is applied to right-of-way and construction costs in program years 2, 3, 4, and 5. No inflation is applied to the Funding From Other Sources (FFOS) or Payments. Engineering includes PE costs, CE costs and R/W incidentals.											STATE FISCAL YEAR PROJECT BUDGETING					
											Prior Prog.	7/2016- 6/2017	7/2017- 6/2018	7/2018- 6/2019	7/2019- 6/2020	7/2020- 6/2021
County: Various Route: Various Job No.: 6P3319 Length: 0.00 MPO: Y Fund Cat: Safety																

* Subject to the approval of the Transportation Improvement Plan by the governing Metropolitan Planning Organization.

Jun-14-2016

Section 4 - 3

District St. Louis

TMA

Dollars in Thousands



2017-2021 Highway and Bridge Construction Schedule

Construction contingency applied to construction cost in the year the project is awarded.

Three percent project growth factor compounded annually is applied to right-of-way and construction costs in program years 2, 3, 4, and 5.

No inflation is applied to the Funding From Other Sources (FFOS) or Payments.

Engineering includes PE costs, CE costs and R/W incidentals.

						STATE FISCAL YEAR PROJECT BUDGETING					
						Prior Prog.	7/2016- 6/2017	7/2017- 6/2018	7/2018- 6/2019	7/2019- 6/2020	7/2020- 6/2021
County: Various	Motorist Assist operations and staff in the St. Louis District. These funds will be transferred to the District Operations budget.					Engineering:	0	0	0	0	0
Route: Various						R/W:	0	0	0	0	0
Job No.: 6Q3053B						Construction:	0	0	0	0	0
Length: 0.00	MPO: Y					FFOS:	0	0	0	0	0
Fund Cat: Flexible & Other					Fed: 1,668 State: 417 Local: 0	Payments:	0	0	2,085	0	0
Sec Cat: Systems Operations	Awd Date: N/A	Anticipated Fed Cat: S.T.P.									
TIP #: 	Future Cost: 0				Estimate Total: 2,085						
County: Various	ITS maintenance and operations at various locations.					Engineering:	0	0	0	0	0
Route: Various						R/W:	0	0	0	0	0
Job No.: 6Q3053E						Construction:	0	0	0	0	0
Length: 0.00	MPO: Y					FFOS:	0	0	0	0	0
Fund Cat: Flexible & Other					Fed: 960 State: 240 Local: 0	Payments:	0	0	1,200	0	0
Sec Cat: Systems Operations	Awd Date: N/A	Anticipated Fed Cat: S.T.P.									
TIP #: 	Future Cost: 0				Estimate Total: 1,200						
County: Various	ITS system preservation, repairs and upgrades throughout the St. Louis District.					Engineering:	0	0	0	0	0
Route: Various						R/W:	0	0	0	0	0
Job No.: 6Q3053F						Construction:	0	0	0	0	0
Length: 0.00	MPO: Y					FFOS:	0	0	0	0	0
Fund Cat: Flexible & Other					Fed: 612 State: 153 Local: 0	Payments:	0	0	765	0	0
Sec Cat: Systems Operations	Awd Date: N/A	Anticipated Fed Cat: S.T.P.									
TIP #: 5948E-18	Future Cost: 0				Estimate Total: 765						
County: Various	Motorist Assist operations and staff in the St. Louis District. These funds will be transferred to the District Operations budget.					Engineering:	0	0	0	0	0
Route: Various						R/W:	0	0	0	0	0
Job No.: 6Q3171B						Construction:	0	0	0	0	0
Length: 0.00	MPO: Y					FFOS:	0	0	0	0	0
Fund Cat: Taking Care Of System					Fed: 1,718 State: 430 Local: 0	Payments:	0	0	0	2,148	0
Sec Cat: Systems Operations	Awd Date: N/A	Anticipated Fed Cat: S.T.P.									
TIP #: 	Future Cost: 0				Estimate Total: 2,148						
County: Various	ITS operations, MoDOT Staff, equipment maintenance and Transportation Management Center (TMC) operations at the TMC building.					Engineering:	0	0	0	0	0
Route: Various						R/W:	0	0	0	0	0
Job No.: 6Q3171C						Construction:	0	0	0	0	0
Length: 0.00	MPO: Y					FFOS:	0	0	0	0	0
Fund Cat: Taking Care Of System					Fed: 684 State: 171 Local: 0	Payments:	0	0	0	855	0
Sec Cat: Systems Operations	Awd Date: N/A	Anticipated Fed Cat: S.T.P.									
TIP #: 	Future Cost: 0				Estimate Total: 855						

* Subject to the approval of the Transportation Improvement Plan by the governing Metropolitan Planning Organization.



2017-2021 Highway and Bridge Construction Schedule

Construction contingency applied to construction cost in the year the project is awarded.

Three percent project growth factor compounded annually is applied to right-of-way and construction costs in program years 2, 3, 4, and 5.

No inflation is applied to the Funding From Other Sources (FFOS) or Payments.

Engineering includes PE costs, CE costs and R/W incidentals.

						STATE FISCAL YEAR PROJECT BUDGETING					
						Prior Prog.	7/2016- 6/2017	7/2017- 6/2018	7/2018- 6/2019	7/2019- 6/2020	7/2020- 6/2021
County: Various	ITS operations, contract staffing and professional services at the Transportation	Engineering:	0	0	0	0	0	0	0	0	0
Route: Various	Management Center (TMC) building.	R/W:	0	0	0	0	0	0	0	0	0
Job No.: 6Q3171D		Construction:	0	0	0	0	0	0	0	0	0
Length: 0.00	MPO: Y	FFOS:	0	0	0	0	0	0	0	0	0
Fund Cat: Taking Care Of System	Fed: 1,648 State: 412 Local: 0	Payments:	0	0	0	2,060	0	0	0	0	0
Sec Cat: Systems Operations	Awd Date: N/A Anticipated Fed Cat: S.T.P.										
TIP #: Future Cost: 0	Estimate Total: 2,060										
County: Various	ITS maintenance and operations at various locations.	Engineering:	0	0	0	0	0	0	0	0	0
Route: Various		R/W:	0	0	0	0	0	0	0	0	0
Job No.: 6Q3171E		Construction:	0	0	0	0	0	0	0	0	0
Length: 0.00	MPO: Y	FFOS:	0	0	0	0	0	0	0	0	0
Fund Cat: Taking Care Of System	Fed: 857 State: 214 Local: 0	Payments:	0	0	0	1,071	0	0	0	0	0
Sec Cat: Systems Operations	Awd Date: N/A Anticipated Fed Cat: S.T.P.										
TIP #: Future Cost: 0	Estimate Total: 1,071										
County: Various	ITS system preservation, repairs and upgrades throughout the St. Louis District.	Engineering:	0	0	0	0	0	0	0	0	0
Route: Various		R/W:	0	0	0	0	0	0	0	0	0
Job No.: 6Q3171F		Construction:	0	0	0	0	0	0	0	0	0
Length: 0.00	MPO: Y	FFOS:	0	0	0	0	0	0	0	0	0
Fund Cat: Taking Care Of System	Fed: 762 State: 191 Local: 0	Payments:	0	0	0	953	0	0	0	0	0
Sec Cat: Systems Operations	Awd Date: N/A Anticipated Fed Cat: S.T.P.										
TIP #: Future Cost: 0	Estimate Total: 953										
County: Various	Motorist Assist operations and staff in the St. Louis District. These funds will be	Engineering:	0	0	0	0	0	0	0	0	0
Route: Various	transferred to the District Operations budget.	R/W:	0	0	0	0	0	0	0	0	0
Job No.: 6Q3172B		Construction:	0	0	0	0	0	0	0	0	0
Length: 0.00	MPO: Y	FFOS:	0	0	0	0	0	0	0	0	0
Fund Cat: Taking Care Of System	Fed: 1,718 State: 430 Local: 0	Payments:	0	0	0	0	2,148	0	0	0	0
Sec Cat: Systems Operations	Awd Date: N/A Anticipated Fed Cat: S.T.P.										
TIP #: Future Cost: 0	Estimate Total: 2,148										
County: Various	ITS operations, MoDOT Staff, equipment maintenance and Transportation Management	Engineering:	0	0	0	0	0	0	0	0	0
Route: Various	Center (TMC) operations at TMC building.	R/W:	0	0	0	0	0	0	0	0	0
Job No.: 6Q3172C		Construction:	0	0	0	0	0	0	0	0	0
Length: 0.00	MPO: Y	FFOS:	0	0	0	0	0	0	0	0	0
Fund Cat: Taking Care Of System	Fed: 684 State: 171 Local: 0	Payments:	0	0	0	0	855	0	0	0	0
Sec Cat: Systems Operations	Awd Date: N/A Anticipated Fed Cat: S.T.P.										
TIP #: Future Cost: 0	Estimate Total: 855										

* Subject to the approval of the Transportation Improvement Plan by the governing Metropolitan Planning Organization.



2017-2021 Highway and Bridge Construction Schedule

Transportation Planning

P.O. Box 270
Jefferson City, MO 65102

Construction contingency applied to construction cost in the year the project is awarded.

Three percent project growth factor compounded annually is applied to right-of-way and construction costs in program years 2, 3, 4, and 5.

No inflation is applied to the Funding From Other Sources (FFOS) or Payments.

Engineering includes PE costs, CE costs and R/W incidentals.

						STATE FISCAL YEAR PROJECT BUDGETING					
						Prior Prog.	7/2016- 6/2017	7/2017- 6/2018	7/2018- 6/2019	7/2019- 6/2020	7/2020- 6/2021
County: Various	ITS operations, contract staffing and professional services at the Transportation Management Center (TMC) building.					Engineering:	0	0	0	0	0
Route: Various						R/W:	0	0	0	0	0
Job No.: 6Q3172D						Construction:	0	0	0	0	0
Length: 0.00	MPO: Y					FFOS:	0	0	0	0	0
Fund Cat: Taking Care Of System					Fed: 1,648 State: 412 Local: 0	Payments:	0	0	0	2,060	0
Sec Cat: Systems Operations	Awd Date: N/A	Anticipated Fed Cat: S.T.P.									
TIP #:	Future Cost: 0				Estimate Total: 2,060						
County: Various	ITS maintenance and operations at various locations.					Engineering:	0	0	0	0	0
Route: Various						R/W:	0	0	0	0	0
Job No.: 6Q3172E						Construction:	0	0	0	0	0
Length: 0.00	MPO: Y					FFOS:	0	0	0	0	0
Fund Cat: Taking Care Of System					Fed: 857 State: 214 Local: 0	Payments:	0	0	0	1,071	0
Sec Cat: Systems Operations	Awd Date: N/A	Anticipated Fed Cat: S.T.P.									
TIP #:	Future Cost: 0				Estimate Total: 1,071						
County: Various	ITS system preservation, repairs and upgrades throughout the St. Louis District.					Engineering:	0	0	0	0	0
Route: Various						R/W:	0	0	0	0	0
Job No.: 6Q3172F						Construction:	0	0	0	0	0
Length: 0.00	MPO: Y					FFOS:	0	0	0	0	0
Fund Cat: Taking Care Of System					Fed: 762 State: 191 Local: 0	Payments:	0	0	0	953	0
Sec Cat: Systems Operations	Awd Date: N/A	Anticipated Fed Cat: S.T.P.									
TIP #:	Future Cost: 0				Estimate Total: 953						
County: Various	Motorist Assist operations and staff in the St. Louis District. These funds will be transferred to the District Operations Budget.					Engineering:	0	0	0	0	0
Route: Various						R/W:	0	0	0	0	0
Job No.: 6Q3173B						Construction:	0	0	0	0	0
Length: 0.00	MPO: Y					FFOS:	0	0	0	0	0
Fund Cat: Taking Care Of System					Fed: 1,718 State: 430 Local: 0	Payments:	0	0	0	0	2,148
Sec Cat: Systems Operations	Awd Date: N/A	Anticipated Fed Cat: S.T.P.									
TIP #:	Future Cost: 0				Estimate Total: 2,148						
County: Various	ITS operations, MoDOT Staff, equipment maintenance and Transportation Management Center (TMC) operations at TMC building.					Engineering:	0	0	0	0	0
Route: Various						R/W:	0	0	0	0	0
Job No.: 6Q3173C						Construction:	0	0	0	0	0
Length: 0.00	MPO: Y					FFOS:	0	0	0	0	0
Fund Cat: Taking Care Of System					Fed: 684 State: 171 Local: 0	Payments:	0	0	0	0	855
Sec Cat: Systems Operations	Awd Date: N/A	Anticipated Fed Cat: S.T.P.									
TIP #:	Future Cost: 0				Estimate Total: 855						

* Subject to the approval of the Transportation Improvement Plan by the governing Metropolitan Planning Organization.

Jun-14-2016

Section 4 - 6

District St. Louis

TMA

Dollars in Thousands



2017-2021 Highway and Bridge Construction Schedule

Transportation Planning

P.O. Box 270
Jefferson City, MO 65802

Construction contingency applied to construction cost in the year the project is awarded.

Three percent project growth factor compounded annually is applied to right-of-way and construction costs in program years 2, 3, 4, and 5.

No inflation is applied to the Funding From Other Sources (FFOS) or Payments.

Engineering includes PE costs, CE costs and R/W incidentals.

Construction contingency applied to construction cost in the year the project is awarded. Three percent project growth factor compounded annually is applied to right-of-way and construction costs in program years 2, 3, 4, and 5. No inflation is applied to the Funding From Other Sources (FFOS) or Payments. Engineering includes PE costs, CE costs and R/W incidentals.												STATE FISCAL YEAR PROJECT BUDGETING						
												Prior Prog.	7/2016- 6/2017	7/2017- 6/2018	7/2018- 6/2019	7/2019- 6/2020	7/2020- 6/2021	
County: Various	ITS operations, contract staffing and professional services at the Transportation Management Center (TMC) building.											Engineering:	0	0	0	0	0	0
Route: Various												R/W:	0	0	0	0	0	0
Job No.: 6Q3173D												Construction:	0	0	0	0	0	0
Length: 0.00	MPO: Y											FFOS:	0	0	0	0	0	0
Fund Cat: Taking Care Of System	Fed: 1,648 State: 412 Local: 0											Payments:	0	0	0	0	0	2,060
Sec Cat: Systems Operations	Awd Date: N/A Anticipated Fed Cat: S.T.P.																	
TIP #:	Future Cost: 0 Estimate Total: 2,060																	
County: Various	ITS maintenance and operations at various locations.											Engineering:	0	0	0	0	0	0
Route: Various												R/W:	0	0	0	0	0	0
Job No.: 6Q3173E												Construction:	0	0	0	0	0	0
Length: 0.00	MPO: Y											FFOS:	0	0	0	0	0	0
Fund Cat: Taking Care Of System	Fed: 857 State: 214 Local: 0											Payments:	0	0	0	0	0	1,071
Sec Cat: Systems Operations	Awd Date: N/A Anticipated Fed Cat: S.T.P.																	
TIP #:	Future Cost: 0 Estimate Total: 1,071																	
County: Various	ITS system preservation, repairs and upgrades throughout the St. Louis District.											Engineering:	0	0	0	0	0	0
Route: Various												R/W:	0	0	0	0	0	0
Job No.: 6Q3173F												Construction:	0	0	0	0	0	0
Length: 0.00	MPO: Y											FFOS:	0	0	0	0	0	0
Fund Cat: Taking Care Of System	Fed: 762 State: 191 Local: 0											Payments:	0	0	0	0	0	953
Sec Cat: Systems Operations	Awd Date: N/A Anticipated Fed Cat: S.T.P.																	
TIP #:	Future Cost: 0 Estimate Total: 953																	
County: Various	Detection replacement at various routes in the St. Louis District.											Engineering:	0	19	0	0	0	0
Route: Various												R/W:	0	0	0	0	0	0
Job No.: 6Q3193												Construction:	0	0	0	0	0	0
Length: 0.00	MPO: Y											FFOS:	0	0	0	0	0	0
Fund Cat: Taking Care Of System	Fed: 215 State: 54 Local: 0											Payments:	0	250	0	0	0	0
Sec Cat: Systems Operations	Awd Date: N/A Anticipated Fed Cat: S.T.P.																	
TIP #:	Future Cost: 0 Estimate Total: 269																	

* Subject to the approval of the Transportation Improvement Plan by the governing Metropolitan Planning Organization.

Jun-14-2016

Section 4 - 7

District St. Louis

TMA

Dollars in Thousands



2017-2021 Highway and Bridge Construction Schedule

Transportation Planning

P.O. Box 270
Jefferson City, MO 65102

Construction contingency applied to construction cost in the year the project is awarded.
Three percent project growth factor compounded annually is applied to right-of-way and construction costs in program years 2, 3, 4, and 5.
No inflation is applied to the Funding From Other Sources (FFOS) or Payments.
Engineering includes PE costs, CE costs and R/W incidentals.

STATE FISCAL YEAR PROJECT BUDGETING						
	Prior Prog.	7/2016- 6/2017	7/2017- 6/2018	7/2018- 6/2019	7/2019- 6/2020	7/2020- 6/2021
FFOS:	30	0	0	0	0	0
Total R/W:	30	0	0	0	0	0
Total Construction:	0	0	0	0	0	0
Paybacks:	143,732	36,307	30,153	30,260	30,260	30,260
Sub-Total:	143,762	36,307	30,153	30,260	30,260	30,260
Total Engineering:	0	44	0	0	0	0
Grand Total:	143,762	36,351	30,153	30,260	30,260	30,260
		2017	2018	2019	2020	2021
State		25,782	24,559	24,591	24,591	24,591
AC-State		0	0	0	0	0
Local		0	0	0	0	0
Sub-total State		25,782	24,559	24,591	24,591	24,591
Federal						
Sub-total Federal		10,569	5,594	5,669	5,669	5,669
Grand Total		36,351	30,153	30,260	30,260	30,260

Project Count: 34

* Subject to the approval of the Transportation Improvement Plan by the governing Metropolitan Planning Organization.

Jun-14-2016

Section 4 - 1

District St. Louis

TMA

Dollars in Thousands



2017-2021 Highway and Bridge Construction Schedule

Transportation Planning

P.O. Box 270
Jefferson City, MO 65802

Construction contingency applied to construction cost in the year the project is awarded.
Three percent project growth factor compounded annually is applied to right-of-way and construction costs in program years 2, 3, 4, and 5.

No inflation is applied to the Funding From Other Sources (FFOS) or Payments.

Engineering includes PE costs, CE costs and R/W incidentals.

St. Louis

TMA

Total

STATE FISCAL YEAR PROJECT BUDGETING						
	Prior Prog.	7/2016- 6/2017	7/2017- 6/2018	7/2018- 6/2019	7/2019- 6/2020	7/2020- 6/2021
FFOS:	2,668	41,696	21,491	7,497	7,558	7,558
Total R/W:	1,918	4,066	1,079	0	0	0
Total Construction:	0	216,812	223,660	148,445	20,704	24,385
Paybacks:	143,732	36,307	30,153	30,260	30,260	30,260
Sub-Total:	145,650	257,185	254,892	178,705	50,964	54,645
Total Engineering:	10,574	25,905	24,036	5,300	829	978
Grand Total:	156,224	283,090	278,928	184,005	51,793	55,623

	2017	2018	2019	2020	2021
State	49,128	54,000	46,013	27,140	27,403
AC-State	46,645	6,512	0	0	0
Local	25,626	6,420	0	0	0
Sub-total State	121,399	66,932	46,013	27,140	27,403

Federal					
Sub-total Federal	161,691	211,996	137,992	24,653	28,220
Grand Total	283,090	278,928	184,005	51,793	55,623

Project Count: 145

* Subject to the approval of the Transportation Improvement Plan by the governing Metropolitan Planning Organization.

Jun-14-2016

Section 4 - 1

District St. Louis

TMA

Dollars in Thousands

District Program Summary

St. Louis

(Dollars in Millions)

Amounts include construction and right of way, excludes engineering.

State Fiscal Year	2017	2018	2019	2020	2021
Statewide Interstate And Major Bridge - Available					
Statewide Interstate And Major Bridge - FFOS	10.665	0.000	0.000	0.000	0.000
Statewide Interstate And Major Bridge - Fund Transfers	78.038	11.319	22.316	0.085	0.000
Statewide Interstate And Major Bridge - Carryover	-158.047	0.000	0.000	0.000	0.000
Award and Completed Project Adjustments	0.000	0.000	0.000	0.000	0.000
Statewide Interstate And Major Bridge - Total Available	-69.344	11.319	22.316	0.085	0.000
Statewide Interstate And Major Bridge - Programmed	74.656	10.952	21.796	0.085	0.000
Safety - Available	7.975	8.778	8.747	8.946	8.878
Safety - FFOS	5.032	5.077	5.105	5.105	5.105
Safety - Fund Transfers	0.000	0.000	0.000	0.000	0.000
Safety - Carryover	20.007	0.000	0.000	0.000	0.000
Award and Completed Project Adjustments	-0.010	0.020	0.080	-0.141	0.000
Safety - Total Available	33.004	13.875	13.932	13.910	13.983
Safety - Programmed	25.807	14.273	15.343	5.578	5.746
Taking Care Of System - Available	55.596	60.960	60.520	61.901	61.428
Taking Care Of System - FFOS	6.281	3.300	2.392	2.453	2.453
Taking Care Of System - Fund Transfers	24.080	0.000	0.000	0.000	0.000
Taking Care Of System - Carryover	82.258	0.000	0.000	0.000	0.000
Award and Completed Project Adjustments	-1.840	4.150	-2.000	5.738	0.000
Taking Care Of System - Total Available	166.375	68.410	60.912	70.092	63.881
Taking Care Of System - Programmed	72.671	133.858	65.559	22.287	26.998
Flexible & Other - Available					
Flexible & Other - FFOS	19.718	13.114	0.000	0.000	0.000
Flexible & Other - Fund Transfers	60.840	79.015	76.393	0.000	0.000
Flexible & Other - Carryover	-106.161	0.000	0.000	0.000	0.000
Award and Completed Project Adjustments	-8.330	3.270	-13.870	-1.617	0.000
Flexible & Other - Total Available	-33.933	95.399	62.523	-1.617	0.000
Flexible & Other - Programmed	84.051	94.424	76.006	23.015	21.900
Statewide Major Projects & Emerging Needs - Available					
Statewide Major Projects & Emerging Needs - FFOS	0.000	0.000	0.000	0.000	0.000
Statewide Major Projects & Emerging Needs - Fund Transfers	0.000	0.000	0.000	0.000	0.000
Statewide Major Projects & Emerging Needs - Carryover	-0.025	0.000	0.000	0.000	0.000
Award and Completed Project Adjustments	0.000	0.000	0.000	0.000	0.000
Statewide Major Projects & Emerging Needs - Total Available	-0.025	0.000	0.000	0.000	0.000
Statewide Major Projects & Emerging Needs - Programmed	0.000	0.000	0.000	0.000	0.000
Statewide Amendment 3 - Available					
Statewide Amendment 3 - FFOS	0.000	0.000	0.000	0.000	0.000
Statewide Amendment 3 - Fund Transfers	0.000	0.000	0.000	0.000	0.000
Statewide Amendment 3 - Carryover	-12.932	0.000	0.000	0.000	0.000
Award and Completed Project Adjustments	0.000	0.000	0.000	0.000	0.000
Statewide Amendment 3 - Total Available	-12.932	0.000	0.000	0.000	0.000
Statewide Amendment 3 - Programmed	0.000	0.000	0.000	0.000	0.000
Total Categorized Funding Available by SFY	83.145	189.003	159.683	82.470	77.864
Total Flexible Funds Available	183.155	63.716	38.546	167.630	155.979
Adjustments	-10.180	7.440	-15.790	3.980	0.000
Carryovers	-174.900				
Total Available by SFY	266.300	252.719	198.229	250.100	233.843
Total Programmed by SFY	257.185	253.507	178.704	50.965	54.644

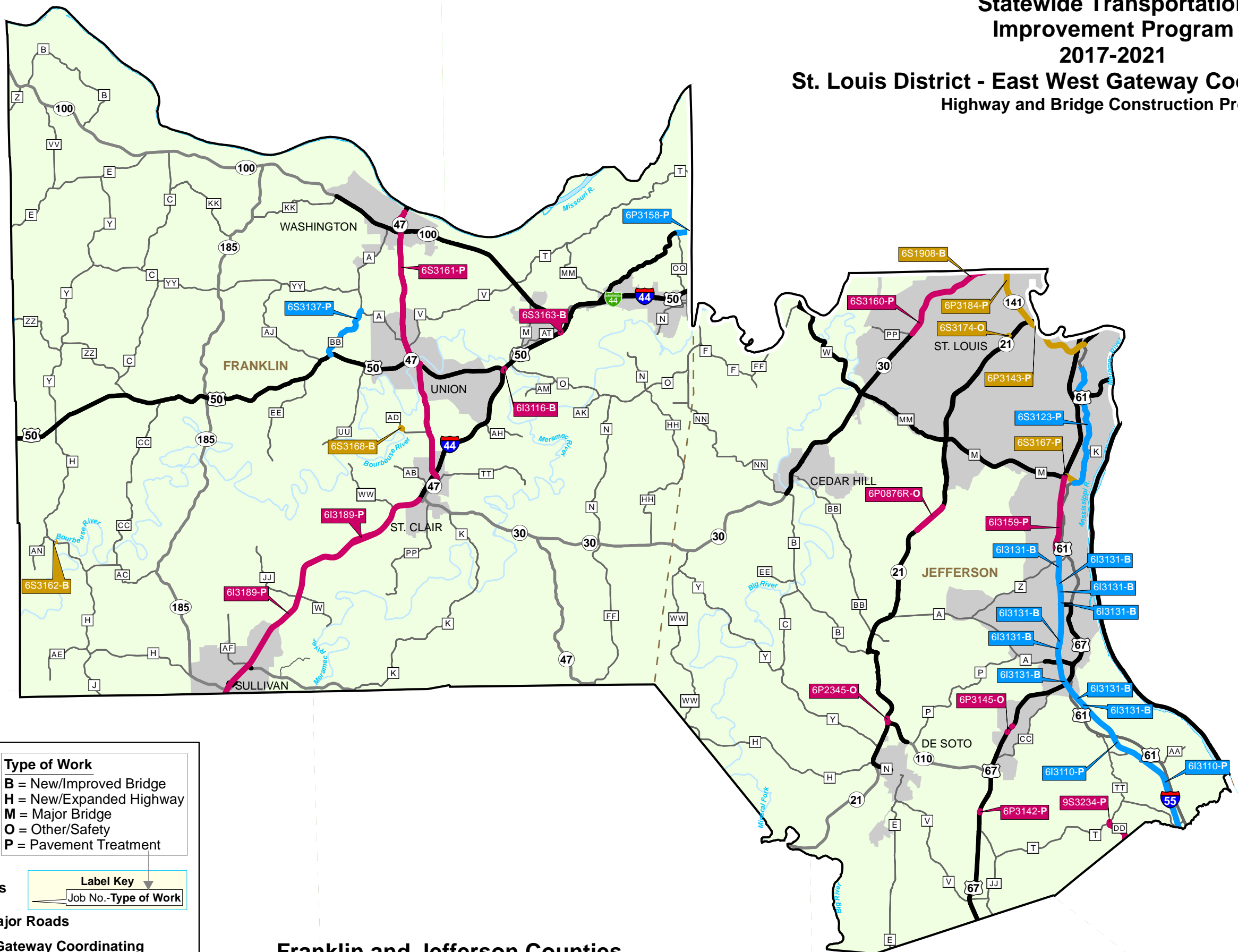
Note: Three percent inflation compounded annually applied to program years 2018 - 2021

Two percent construction contingency applied to construction.


[illegible]

0 2 4 6 Miles

Statewide Transportation Improvement Program 2017-2021



State Fiscal Year*	Type of Work
2017	B = New/Improved Bridge
2018	H = New/Expanded Highway
2019	M = Major Bridge
2020	O = Other/Safety
	P = Pavement Treatment

Label Key 

Job No.-Type of Work

Urban Areas

Missouri Major Roads

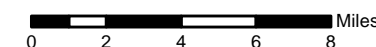
East West Gateway Coordinating Council

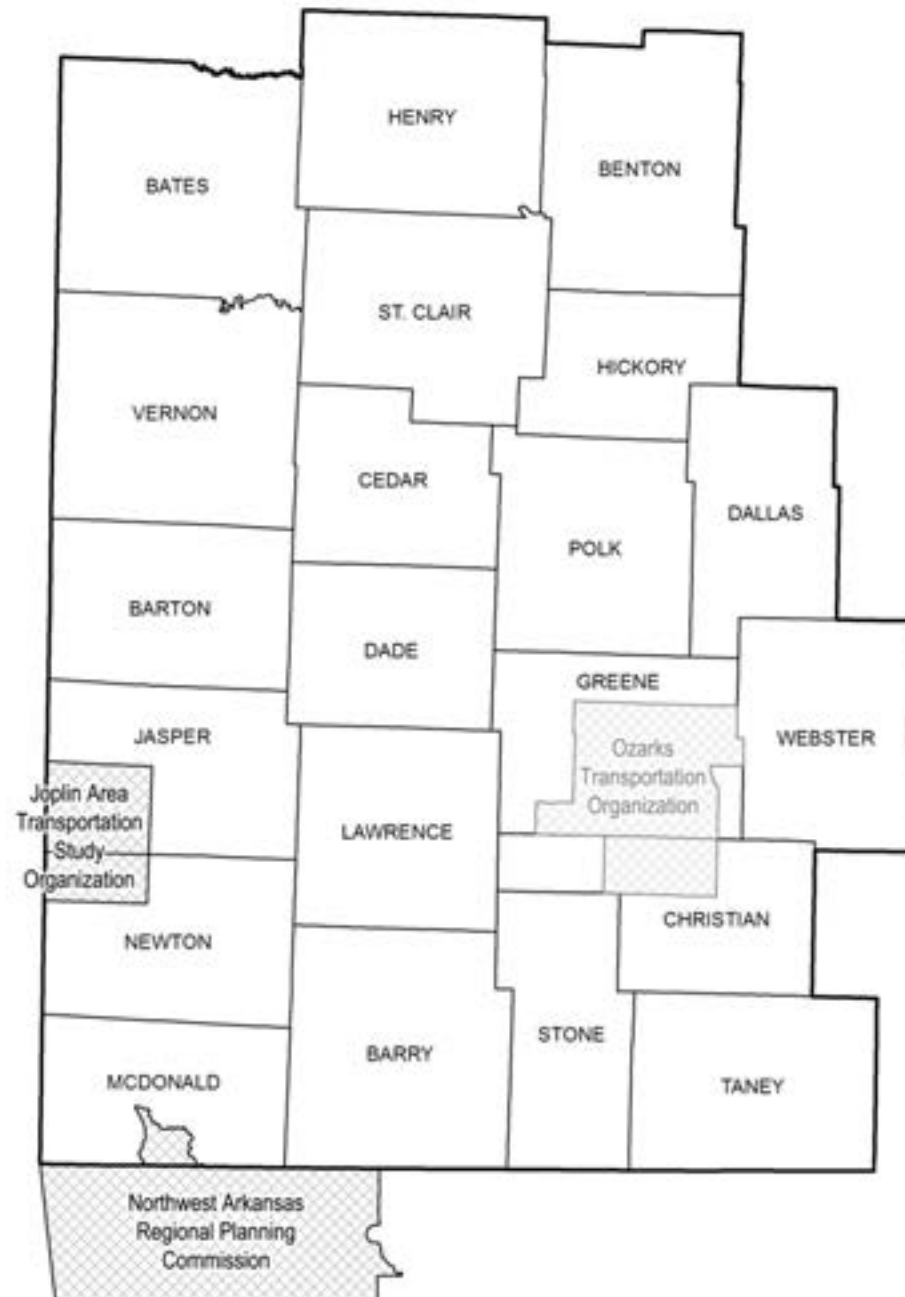
* July 1 - June 30

Note: Some projects overlap. The state fiscal year displayed in these instances will follow the order shown in the legend. Label tag color corresponds to respective state fiscal year.



Missouri Department of Transportation
1-888-ASK-MODOT
WWW.MODOT.ORG
July 7, 2016





MoDOT's Southwest District

(Note: The following MoDOT projects are located outside the Springfield Metropolitan Planning area boundary.)

PROJECT DESCRIPTION KEY

2017-2021 Highway and Bridge Construction Schedule

Construction contingency applied to construction cost in the year the project is awarded.

Three percent project growth factor compounded annually is applied to right-of-way and construction in program years 2, 3, 4, and 5.

No inflation is applied to the Funding From Other Sources (FFOS) or Payments.

Engineering includes PE costs, CE costs, and R/W incidentals.

						STATE FISCAL YEAR PROJECT BUDGETING					
						Prior Prog.	7/2016 6/2017	7/2017 6/2018	7/2018 6/2019	7/2019 6/2020	7/2020 6/2021
County:	XXXXXXXXXXXXXXXXXXXXXXXXXXXXXXXXXXXX	Engineering:	99	9	0	0	0	0	0	0	0
Route:	XXXXXXXXXXXXXXXXXXXXXXXXXXXXXXXXXXXX	R/W:	0	0	99	0	0	0	0	0	0
Job No.:		Construction:	0	0	0	999	0	0	0	0	0
Length:	MPO:										
Fund Cat:	Fed:			State:	Local:						
Sec Cat:	Award Date	Anticipated Fed Cat:		Federal Oversight							
TIP#	Future Cost:	Estimate Total:									
			0	0	0	99	0	0	99	0	0
			0	99	0	0	0	0	0	0	0

Anticipated Federal Funding Category^

Estimated cost range beyond 2021.

Date project is to be awarded to begin construction (Season and calendar year for 2016 & 2017. SFY only beyond 2017).

Metropolitan Planning Organization (Y/N).

Project description and location.

County location of project.

Route location of project.

Project number used to track project costs.

Total length in 1/100 miles.

Primary Funding Category.*

Secondary Funding Category.**

Transportation Improvement Plan

Projects with full oversight by the Federal Highway Administration.

Total project cost estimate.

Federal, Advanced CN-State, State and Local share of project costs.

Dollars programmed in previous STIPs.

Dollars funded from other sources.

Dollars for construction, utilities and

Dollars for right-of-way (land acquisition).

Dollars to be paid back for accelerating the project or payments to others.

Dollars for engineering that include preliminary engineering, construction engineering and right-of-way incidentals.

*Primary Funding Category:

Take Care of System
Statewide Interstate & Major Bridge
Safety
Statewide Safety
Flexible & Other
Amendment 3

**Secondary Funding Category:

Enhancements
Low Type Resurfacing
N - Ada Trans (ADA Transition Plan)
Preventive Maint (Preventive Maintenance)
Regional
Rehab And Reconst (Rehabilitation and Reconstruction)
Routine Maintenance
Safety
Systems Operations
Thin Lift Overlay
Urban Safety

^Anticipated Federal Funding Category:

CMAQ - Congestion Mitigation and Air Quality.

* Usually 80% Federal & 20% State funds.

Earmark - usually 80% Federal & 20% State funds.

NHFP - National Highway Freight Program.

* Usually 80% Federal & 20% State funds.

NHPP - National Highway Performance Program.

* Usually 80% Federal & 20% State funds.

* Sometimes 90% Federal & 10% State funds.

Safety - usually 90% Federal & 10% State funds.

State - No federal funds, state only funded.

STP - Surface Transportation Block Grant Program.

* Usually 80% Federal & 20% State funds.

(All Costs in Thousands)



2017-2021 Highway and Bridge Construction Schedule

Transportation Planning

P.O. Box 270
Jefferson City, MO 65102

Construction contingency applied to construction cost in the year the project is awarded.

Three percent project growth factor compounded annually is applied to right-of-way and construction costs in program years 2, 3, 4, and 5.

No inflation is applied to the Funding From Other Sources (FFOS) or Payments.

Engineering includes PE costs, CE costs and R/W incidentals.

Construction contingency applied to construction cost in the year the project is awarded. Three percent project growth factor compounded annually is applied to right-of-way and construction costs in program years 2, 3, 4, and 5. No inflation is applied to the Funding From Other Sources (FFOS) or Payments. Engineering includes PE costs, CE costs and R/W incidentals.							STATE FISCAL YEAR PROJECT BUDGETING						
							Prior Prog.	7/2016- 6/2017	7/2017- 6/2018	7/2018- 6/2019	7/2019- 6/2020	7/2020- 6/2021	
County: Barry	Pavement improvements from south of Rte. 60 to the Arkansas State line.						Engineering:	0	2	53	304	0	0
Route: MO 37							R/W:	0	0	0	0	0	0
Job No.: 7P3120							Construction:	0	0	0	6,080	0	0
Length: 32.51	MPO: N					FFOS:	0	0	0	0	0	0	
Fund Cat: Taking Care Of System					Fed: 5,152	State: 1,287	Local: 0	Payments:	0	0	0	0	0
Sec Cat: Thin Lift Overlay	Awd Date: 2019	Anticipated Fed Cat: NHPP											
TIP #:	Future Cost: 0				Estimate Total: 6,439								
County: Barry	Bridge improvements on the westbound lanes over Arkansas and Missouri Railway 0.3 mile east of Rte. 37 in Monett. Project involves bridge L0214.						Engineering:	5	2	115	266	0	0
Route: US 60							R/W:	0	0	0	2	0	0
Job No.: 7P2173							Construction:	0	0	0	1,505	0	0
Length: 0.20	MPO: N					FFOS:	0	0	0	0	0	0	
Fund Cat: Taking Care Of System					Fed: 1,513	State: 377	Local: 0	Payments:	0	0	0	0	0
Sec Cat: Rehab And Reconst	Awd Date: 2019	Anticipated Fed Cat: NHPP											
TIP #:	Future Cost: 0				Estimate Total: 1,895								
County: Barry	Pavement and safety improvements from County Road 2182 to north of Fourth Street in Cassville and from Rte. 112 to Flat Creek Road.						Engineering:	0	178	0	0	0	0
Route: MO 76							R/W:	0	0	0	0	0	0
Job No.: 7S2227B							Construction:	0	2,557	0	0	0	0
Length: 21.30	MPO: N					FFOS:	0	0	0	0	0	0	
Fund Cat: Taking Care Of System					AC-State: 2,189	State: 546	Local: 0	Payments:	0	0	0	0	0
Sec Cat: Low Type Resurfacing	Awd Date: Fall 16	Anticipated Fed Cat: S.T.P.											
TIP #:	Future Cost: 0				Estimate Total: 2,735								
County: Barry	Pavement and safety improvements on Rte. TT from Rte. 39 to Rte. D in Stone County and on Rte. Z from Rte. 60 to Rte. 39.						Engineering:	0	16	94	0	0	0
Route: RT TT							R/W:	0	0	0	0	0	0
Job No.: 7S3123							Construction:	0	0	1,797	0	0	0
Length: 15.41	MPO: N					FFOS:	0	0	0	0	0	0	
Fund Cat: Taking Care Of System					AC-State: 1,527	State: 380	Local: 0	Payments:	0	0	0	0	0
Sec Cat: Thin Lift Overlay	Awd Date: Fall 17	Anticipated Fed Cat: S.T.P.											
TIP #:	Future Cost: 0				Estimate Total: 1,907								
County: Barry	Bridge improvements over Little Flat Creek. Project involves bridge N0488.						Engineering:	0	94	214	0	0	0
Route: RT VV							R/W:	0	0	2	0	0	0
Job No.: 7S3149							Construction:	0	0	1,007	0	0	0
Length: 0.02	MPO: N					FFOS:	0	0	0	0	0	0	
Fund Cat: Taking Care Of System					Fed: 1,055	State: 262	Local: 0	Payments:	0	0	0	0	0
Sec Cat: Rehab And Reconst	Awd Date: 2018	Anticipated Fed Cat: NHPP											
TIP #:	Future Cost: 0				Estimate Total: 1,317								

* Subject to the approval of the Transportation Improvement Plan by the governing Metropolitan Planning Organization.

Jun-13-2016

Section 4 - 1

District Southwest

Dollars in Thousands



2017-2021 Highway and Bridge Construction Schedule

Transportation Planning

P.O. Box 270
Jefferson City, MO 65102

Construction contingency applied to construction cost in the year the project is awarded.

Three percent project growth factor compounded annually is applied to right-of-way and construction costs in program years 2, 3, 4, and 5.

No inflation is applied to the Funding From Other Sources (FFOS) or Payments.

Engineering includes PE costs, CE costs and R/W incidentals.

Construction contingency applied to construction cost in the year the project is awarded. Three percent project growth factor compounded annually is applied to right-of-way and construction costs in program years 2, 3, 4, and 5. No inflation is applied to the Funding From Other Sources (FFOS) or Payments. Engineering includes PE costs, CE costs and R/W incidentals.										STATE FISCAL YEAR PROJECT BUDGETING					
										Prior Prog.	7/2016- 6/2017	7/2017- 6/2018	7/2018- 6/2019	7/2019- 6/2020	7/2020- 6/2021
County: Barry Route: RT W Job No.: 7S3178 Length: 0.58 MPO: N Fund Cat: Taking Care Of System Sec Cat: N- Ada Trans TIP #:	ADA Transition Plan improvements on Hurlbut Street from Rte. 86 (Gilman Avenue) to Hill Street in Wheaton. \$16,000 Statewide Transportation Alternatives funds.				Fed: 23 State: 4 Local: 0	Engineering: 0 R/W: 0 Construction: 0 FFOS: 0 Payments: 0	0 2 20 16 0	0 0 0 0 0	0 0 0 0 0	0 0 0 0 0					
County: Barry Route: RT W Job No.: 7S3185 Length: 8.82 MPO: N Fund Cat: Taking Care Of System Sec Cat: Thin Lift Overlay TIP #:	Pavement and safety improvements from Rte. 86 to Rte. 37.				AC-State: 973 State: 243 Local: 0	Engineering: 0 R/W: 0 Construction: 0 FFOS: 0 Payments: 0	79 0 1,137 0 0	0 0 0 0 0	0 0 0 0 0	0 0 0 0 0					
County: Barton Route: US 160 Job No.: 7P2228D Length: 0.09 MPO: N Fund Cat: Taking Care Of System Sec Cat: Rehab And Reconst TIP #:	Bridge improvements over BNSF Railway. Project involves bridge K0556.				Fed: 2,890 State: 720 Local: 0	Engineering: 0 R/W: 0 Construction: 0 FFOS: 0 Payments: 0	254 2 0 0 0	329 0 3,025 0 0	0 0 0 0 0	0 0 0 0 0					
County: Barton Route: IS 49 Job No.: 7I3083 Length: 30.73 MPO: N Fund Cat: Taking Care Of System Sec Cat: Rehab And Reconst TIP #:	Pavement improvements from Rte. 160 to I-44.				Fed: 14,085 State: 1,565 Local: 0	Engineering: 2 R/W: 0 Construction: 0 FFOS: 0 Payments: 0	2 0 0 0 0	74 0 0 0 0	948 0 14,626 0 0	0 0 0 0 0					
County: Bates Route: IS 49 Job No.: 0I3003W Length: 44.82 MPO: N Fund Cat: Statewide Interstate And Major Bridge Sec Cat: Preventive Maint TIP #:	Job Order Contracting for pavement repair from the Cass County line to Rte. 54 in Vernon County.				Fed: 39 State: 4 Local: 0	Engineering: 0 R/W: 0 Construction: 0 FFOS: 0 Payments: 0	3 0 40 0 0	0 0 0 0 0	0 0 0 0 0	0 0 0 0 0					

* Subject to the approval of the Transportation Improvement Plan by the governing Metropolitan Planning Organization.

Jun-13-2016

Section 4 - 2

District Southwest

Dollars in Thousands



2017-2021 Highway and Bridge Construction Schedule

Transportation Planning

P.O. Box 270
Jefferson City, MO 65802

Construction contingency applied to construction cost in the year the project is awarded.

Three percent project growth factor compounded annually is applied to right-of-way and construction costs in program years 2, 3, 4, and 5.

No inflation is applied to the Funding From Other Sources (FFOS) or Payments.

Engineering includes PE costs, CE costs and R/W incidentals.

Construction contingency applied to construction cost in the year the project is awarded. Three percent project growth factor compounded annually is applied to right-of-way and construction costs in program years 2, 3, 4, and 5. No inflation is applied to the Funding From Other Sources (FFOS) or Payments. Engineering includes PE costs, CE costs and R/W incidentals.							STATE FISCAL YEAR PROJECT BUDGETING					
							Prior Prog.	7/2016-	7/2017-	7/2018-	7/2019-	7/2020-
								6/2017	6/2018	6/2019	6/2020	6/2021
County: Bates Route: IS 49 Job No.: 713050 Length: 0.15 MPO: N Fund Cat: Taking Care Of System Sec Cat: Rehab And Reconst Awd Date: 2019 Anticipated Fed Cat: NHPP TIP #: Future Cost: 0 Estimate Total: 2,282	Bridge improvements on the southbound lanes over the Bates County Drainage Ditch. Project involves bridge A1143.						Engineering: 2	2	108	218	0	0
							R/W: 0	0	0	0	0	0
							Construction: 0	0	0	1,952	0	0
							FFOS: 0	0	0	0	0	0
							Payments: 0	0	0	0	0	0
County: Bates Route: RT AA Job No.: 7S3155 Length: 0.03 MPO: N Fund Cat: Taking Care Of System Sec Cat: Awd Date: Fall 17 Anticipated Fed Cat: NHPP TIP #: Future Cost: 0 Estimate Total: 564	Bridge improvements over Mormon Fork. Project involves bridge N0789.						Engineering: 0	2	81	0	0	
							R/W: 0	0	0	0	0	0
							Construction: 0	0	481	0	0	0
							FFOS: 0	0	0	0	0	0
							Payments: 0	0	0	0	0	0
County: Bates Route: RT B Job No.: 7P2228L Length: 0.07 MPO: N Fund Cat: Taking Care Of System Sec Cat: Rehab And Reconst Awd Date: Fall 16 Anticipated Fed Cat: S.T.P. TIP #: Future Cost: 0 Estimate Total: 1,332	Bridge improvements over Spring Branch. Project involves bridge T0278.						Engineering: 134	377	0	0	0	
							R/W: 0	0	0	0	0	0
							Construction: 0	821	0	0	0	0
							FFOS: 0	0	0	0	0	0
							Payments: 0	0	0	0	0	0
County: Bates Route: RT B Job No.: 7S0503 Length: 0.01 MPO: N Fund Cat: Taking Care Of System Sec Cat: Rehab And Reconst Awd Date: 2018 Anticipated Fed Cat: NHPP TIP #: Future Cost: 0 Estimate Total: 614	Bridge improvements over Shaw Branch 1.3 miles east of Rte. O. Project involves bridge T0033.						Engineering: 1	44	60	0	0	
							R/W: 0	2	0	0	0	0
							Construction: 0	0	507	0	0	0
							FFOS: 0	0	0	0	0	0
							Payments: 0	0	0	0	0	0
County: Bates Route: RT V Job No.: 7S3145 Length: 0.07 MPO: N Fund Cat: Taking Care Of System Sec Cat: Rehab And Reconst Awd Date: 2018 Anticipated Fed Cat: NHPP TIP #: Future Cost: 0 Estimate Total: 2,471	Bridge improvements over Marais des Cygnes River. Project involves bridge R0115.						Engineering: 0	2	415	0	0	
							R/W: 0	0	21	0	0	0
							Construction: 0	0	2,033	0	0	0
							FFOS: 0	0	0	0	0	0
							Payments: 0	0	0	0	0	0

* Subject to the approval of the Transportation Improvement Plan by the governing Metropolitan Planning Organization.

Jun-13-2016

Section 4 - 3

District Southwest

Dollars in Thousands



2017-2021 Highway and Bridge Construction Schedule

Transportation Planning

P.O. Box 270
Jefferson City, MO 65102

Construction contingency applied to construction cost in the year the project is awarded.

Three percent project growth factor compounded annually is applied to right-of-way and construction costs in program years 2, 3, 4, and 5.

No inflation is applied to the Funding From Other Sources (FFOS) or Payments.

Engineering includes PE costs, CE costs and R/W incidentals.

						STATE FISCAL YEAR PROJECT BUDGETING					
						Prior Prog.	7/2016- 6/2017	7/2017- 6/2018	7/2018- 6/2019	7/2019- 6/2020	7/2020- 6/2021
County: Benton	Bridge improvements over the Osage River 1.4 miles west of Rte. 65 north junction.					Engineering:	89	230	0	0	0
Route: MO 7	Project involves bridge A3017.					R/W:	0	0	0	0	0
Job No.: 5P0933						Construction:	0	1,177	0	0	0
Length: 0.22	MPO: N					FFOS:	0	0	0	0	0
Fund Cat: Taking Care Of System	Fed: 1,126 State: 281 Local: 0					Payments:	0	0	0	0	0
Sec Cat: Rehab And Reconst	Awd Date: Spring 17 Anticipated Fed Cat: NHPP										
TIP #:	Future Cost: 0 Estimate Total: 1,496										
County: Benton	Pavement and safety improvements on Rte. 83 from Rte. 65 to Rte. 54 and on Rte. MM					Engineering:	0	2	32	205	0
Route: MO 83	from Rte. 65 to end of route. \$1,247,000 Open Container funds.					R/W:	0	0	0	0	0
Job No.: 7P3130						Construction:	0	0	0	4,183	0
Length: 0.00	MPO: N					FFOS:	0	0	0	1,247	0
Fund Cat: Taking Care Of System	Fed: 3,538 State: 884 Local: 0					Payments:	0	0	0	0	0
Sec Cat: Thin Lift Overlay	Awd Date: 2019 Anticipated Fed Cat: S.T.P.										
TIP #:	Future Cost: 0 Estimate Total: 4,422										
County: Benton	Bridge improvements over Indian Creek. Project involves bridge Y0401.					Engineering:	0	2	54	43	0
Route: RT B						R/W:	0	0	2	0	0
Job No.: 7S3150						Construction:	0	0	0	652	0
Length: 0.01	MPO: N					FFOS:	0	0	0	0	0
Fund Cat: Taking Care Of System	Fed: 604 State: 149 Local: 0					Payments:	0	0	0	0	0
Sec Cat: Rehab And Reconst	Awd Date: 2019 Anticipated Fed Cat: NHPP										
TIP #:	Future Cost: 0 Estimate Total: 753										
County: Cedar	Safety improvements at Rte. CC.					Engineering:	2	8	0	0	0
Route: MO 32						R/W:	0	0	0	0	0
Job No.: 7P3097						Construction:	0	57	0	0	0
Length: 0.13	MPO: N					FFOS:	0	0	0	0	0
Fund Cat: Safety	Fed: 58 State: 7 Local: 0					Payments:	0	0	0	0	0
Sec Cat: Safety	Awd Date: Fall 16 Anticipated Fed Cat: Safety										
TIP #:	Future Cost: 0 Estimate Total: 67										
County: Cedar	Bridge improvements over Alder Creek. Project involves bridge N0349.					Engineering:	0	60	80	0	0
Route: RT U						R/W:	0	2	0	0	0
Job No.: 7S3153						Construction:	0	0	687	0	0
Length: 0.07	MPO: N					FFOS:	0	0	0	0	0
Fund Cat: Taking Care Of System	Fed: 664 State: 165 Local: 0					Payments:	0	0	0	0	0
Sec Cat: Rehab And Reconst	Awd Date: 2018 Anticipated Fed Cat: NHPP										
TIP #:	Future Cost: 0 Estimate Total: 829										

* Subject to the approval of the Transportation Improvement Plan by the governing Metropolitan Planning Organization.

Jun-13-2016

Section 4 - 4

District Southwest

Dollars in Thousands



2017-2021 Highway and Bridge Construction Schedule

Transportation Planning

P.O. Box 270
Jefferson City, MO 65102

Construction contingency applied to construction cost in the year the project is awarded.

Three percent project growth factor compounded annually is applied to right-of-way and construction costs in program years 2, 3, 4, and 5.

No inflation is applied to the Funding From Other Sources (FFOS) or Payments.

Engineering includes PE costs, CE costs and R/W incidentals.

						STATE FISCAL YEAR PROJECT BUDGETING					
						Prior Prog.	7/2016- 6/2017	7/2017- 6/2018	7/2018- 6/2019	7/2019- 6/2020	7/2020- 6/2021
County: Christian	Bridge improvements over Swan Creek south of Garrison. Project involves bridge A0739.					Engineering:	20	133	299	0	0
Route: MO 125						R/W:	0	0	0	0	0
Job No.: 8S0816						Construction:	0	0	1,421	0	0
Length: 0.09	MPO: N					FFOS:	0	0	0	0	0
Fund Cat: Taking Care Of System					Fed: 1,483 State: 370 Local: 0	Payments:	0	0	0	0	0
Sec Cat: Rehab And Reconst	Awd Date: Fall 17	Anticipated Fed Cat: NHPP									
TIP #:	Future Cost: 0				Estimate Total: 1,873						
County: Christian	ADA Transition Plan improvements from east of Vanilla Bean Road to east of Rte. PP in Sparta. \$84,000 Statewide Transportation Alternatives funds.					Engineering:	5	46	0	0	0
Route: MO 14						R/W:	0	1	0	0	0
Job No.: 7P2193G						Construction:	0	104	0	0	0
Length: 0.59	MPO: N					FFOS:	0	84	0	0	0
Fund Cat: Taking Care Of System					Fed: 121 State: 30 Local: 0	Payments:	0	0	0	0	0
Sec Cat: N- Ada Trans	Awd Date: Winter 17	Anticipated Fed Cat: S.T.P.									
TIP #:	Future Cost: 0				Estimate Total: 156						
County: Christian	Pavement and safety improvements from Rte. OO to Rte. 125 south junction.					Engineering:	2	70	0	0	0
Route: MO 14						R/W:	0	0	0	0	0
Job No.: 7P3089						Construction:	0	491	0	0	0
Length: 2.72	MPO: N					FFOS:	0	0	0	0	0
Fund Cat: Taking Care Of System					Fed: 449 State: 112 Local: 0	Payments:	0	0	0	0	0
Sec Cat: Thin Lift Overlay	Awd Date: Fall 16	Anticipated Fed Cat: S.T.P.									
TIP #:	Future Cost: 0				Estimate Total: 563						
County: Christian	Pavement improvements from 0.4 mile north of Finley Creek to Reeds Spring Junction and on Rte. 13 from Reeds Spring Junction to Table Rock Lake.					Engineering:	0	2	83	458	0
Route: US 160						R/W:	0	0	0	0	0
Job No.: 7S3133						Construction:	0	0	0	9,185	0
Length: 29.38	MPO: N					FFOS:	0	0	0	0	0
Fund Cat: Taking Care Of System					Fed: 7,783 State: 1,945 Local: 0	Payments:	0	0	0	0	0
Sec Cat: Thin Lift Overlay	Awd Date: 2019	Anticipated Fed Cat: NHPP									
TIP #:	Future Cost: 0				Estimate Total: 9,728						
County: Christian	Pavement and safety improvements from Rte. 14 to Rte. A in Stone County.					Engineering:	0	6	49	0	0
Route: RT K						R/W:	0	0	0	0	0
Job No.: 7S3122						Construction:	0	0	935	0	0
Length: 0.00	MPO: N					FFOS:	0	0	0	0	0
Fund Cat: Taking Care Of System					AC-State: 793 State: 197 Local: 0	Payments:	0	0	0	0	0
Sec Cat: Thin Lift Overlay	Awd Date: Fall 17	Anticipated Fed Cat: S.T.P.									
TIP #:	Future Cost: 0				Estimate Total: 990						

* Subject to the approval of the Transportation Improvement Plan by the governing Metropolitan Planning Organization.

Jun-13-2016

Section 4 - 5

District Southwest

Dollars in Thousands



2017-2021 Highway and Bridge Construction Schedule

Transportation Planning

P.O. Box 270
Jefferson City, MO 65102

Construction contingency applied to construction cost in the year the project is awarded.

Three percent project growth factor compounded annually is applied to right-of-way and construction costs in program years 2, 3, 4, and 5.

No inflation is applied to the Funding From Other Sources (FFOS) or Payments.

Engineering includes PE costs, CE costs and R/W incidentals.

						STATE FISCAL YEAR PROJECT BUDGETING					
						Prior Prog.	7/2016- 6/2017	7/2017- 6/2018	7/2018- 6/2019	7/2019- 6/2020	7/2020- 6/2021
County: Christian	Pavement improvements from Rte. 125 to Rte. UU. \$559,000 Federal Lands Access					Engineering:	26	3	56	0	0
Route: RT T	Program funds.					R/W:	0	0	0	0	0
Job No.: 8S2237						Construction:	0	0	666	0	0
Length: 10.13	MPO: N					FFOS:	0	0	518	0	0
Fund Cat: Taking Care Of System					Fed: 675 State: 50 Local: 0	Payments:	0	0	0	0	0
Sec Cat: Thin Lift Overlay	Awd Date: 2018	Anticipated Fed Cat: Earmark									
TIP #:	Future Cost: 0				Estimate Total: 751						
County: Dade	Bridge improvements over Stockton Lake. Project involves bridge A2931.					Engineering:	0	76	93	0	0
Route: US 160						R/W:	0	0	0	0	0
Job No.: 7P2228C						Construction:	0	0	1,166	0	0
Length: 0.10	MPO: N					FFOS:	0	0	0	0	0
Fund Cat: Taking Care Of System					Fed: 1,069 State: 266 Local: 0	Payments:	0	0	0	0	0
Sec Cat: Rehab And Reconst	Awd Date: 2018	Anticipated Fed Cat: NHPP									
TIP #:	Future Cost: 0				Estimate Total: 1,335						
County: Dade	Bridge improvements over Kitts Coon Creek. Project involves bridge R0124.					Engineering:	0	24	52	0	0
Route: RT NN						R/W:	0	0	0	0	0
Job No.: 7S3154						Construction:	0	0	441	0	0
Length: 0.04	MPO: N					FFOS:	0	0	0	0	0
Fund Cat: Taking Care Of System					Fed: 414 State: 103 Local: 0	Payments:	0	0	0	0	0
Sec Cat: Rehab And Reconst	Awd Date: Fall 17	Anticipated Fed Cat: NHPP									
TIP #:	Future Cost: 0				Estimate Total: 517						
County: Dallas	Pavement and safety improvements from Rte. 65 to 0.6 mile west of Rte. H.					Engineering:	2	42	0	0	0
Route: MO 32						R/W:	0	0	0	0	0
Job No.: 7P3091						Construction:	0	467	0	0	0
Length: 2.85	MPO: N					FFOS:	0	0	0	0	0
Fund Cat: Taking Care Of System					Fed: 408 State: 101 Local: 0	Payments:	0	0	0	0	0
Sec Cat: Thin Lift Overlay	Awd Date: Summer 16	Anticipated Fed Cat: S.T.P.									
TIP #:	Future Cost: 0				Estimate Total: 511						
County: Greene	ADA Transition Plan improvements from 0.1 mile north of Jean Street to Monroe Street					Engineering:	0	63	63	0	0
Route: MO 123	in Walnut Grove. \$227,000 Statewide Transportation Alternatives funds.					R/W:	0	20	0	0	0
Job No.: 7S3134						Construction:	0	0	293	0	0
Length: 0.49	MPO: N					FFOS:	0	0	227	0	0
Fund Cat: Taking Care Of System					Fed: 352 State: 87 Local: 0	Payments:	0	0	0	0	0
Sec Cat: N- Ada Trans	Awd Date: 2018	Anticipated Fed Cat: S.T.P.									
TIP #:	Future Cost: 0				Estimate Total: 439						

* Subject to the approval of the Transportation Improvement Plan by the governing Metropolitan Planning Organization.

Jun-13-2016

Section 4 - 6

District Southwest

Dollars in Thousands



2017-2021 Highway and Bridge Construction Schedule

Construction contingency applied to construction cost in the year the project is awarded.

Three percent project growth factor compounded annually is applied to right-of-way and construction costs in program years 2, 3, 4, and 5.

No inflation is applied to the Funding From Other Sources (FFOS) or Payments.

Engineering includes PE costs, CE costs and R/W incidentals.

Construction contingency applied to construction cost in the year the project is awarded. Three percent project growth factor compounded annually is applied to right-of-way and construction costs in program years 2, 3, 4, and 5. No inflation is applied to the Funding From Other Sources (FFOS) or Payments. Engineering includes PE costs, CE costs and R/W incidentals.							STATE FISCAL YEAR PROJECT BUDGETING							
							Prior Prog.	7/2016- 6/2017	7/2017- 6/2018	7/2018- 6/2019	7/2019- 6/2020	7/2020- 6/2021		
County: Greene Route: US 65 Job No.: 7P2212D Length: 5.19 MPO: N Fund Cat: Taking Care Of System Sec Cat: Thin Lift Overlay TIP #:	Pavement improvements from Pomme de Terre River to Rte. KK. AC-State: 2,298 State: 575 Local: 0 Awd Date: 2019 Anticipated Fed Cat: NHPP Future Cost: 0 Estimate Total: 2,876						Engineering:	3	1	1	188	0	0	
							R/W:	0	0	0	0	0	0	0
							Construction:	0	0	0	2,683	0	0	0
							FFOS:	0	0	0	0	0	0	0
							Payments:	0	0	0	0	0	0	0
County: Greene Route: RT F Job No.: 7S3137 Length: 0.53 MPO: N Fund Cat: Taking Care Of System Sec Cat: N- Ada Trans TIP #:	ADA Transition Plan improvements from Rte. 160 to Murray Street in Ash Grove. \$345,000 Statewide Transportation Alternatives funds. Fed: 519 State: 129 Local: 0 Awd Date: 2019 Anticipated Fed Cat: S.T.P. Future Cost: 0 Estimate Total: 648						Engineering:	0	2	94	95	0	0	
							R/W:	0	0	2	0	0	0	0
							Construction:	0	0	0	455	0	0	0
							FFOS:	0	0	0	345	0	0	0
							Payments:	0	0	0	0	0	0	0
County: Greene Route: RT TT Job No.: 7S3168 Length: 0.02 MPO: N Fund Cat: Taking Care Of System Sec Cat: Rehab And Reconst TIP #:	Bridge improvements over Pickerel River. Project involves bridge N0128. Fed: 843 State: 208 Local: 0 Awd Date: 2019 Anticipated Fed Cat: NHPP Future Cost: 0 Estimate Total: 1,051						Engineering:	0	2	71	100	0	0	
							R/W:	0	0	0	2	0	0	0
							Construction:	0	0	0	876	0	0	0
							FFOS:	0	0	0	0	0	0	0
							Payments:	0	0	0	0	0	0	0
County: Greene Route: RT Z Job No.: 7S3141 Length: 15.40 MPO: N Fund Cat: Taking Care Of System Sec Cat: Thin Lift Overlay TIP #:	Pavement and safety improvements on Rte. Z from the beginning of route to Farm Road 60 and on Rte. F from Rte. 160 to Rte. 266. Fed: 1,538 State: 383 Local: 0 Awd Date: 2019 Anticipated Fed Cat: S.T.P. Future Cost: 0 Estimate Total: 1,921						Engineering:	0	2	12	90	0	0	
							R/W:	0	0	0	0	0	0	0
							Construction:	0	0	0	1,817	0	0	0
							FFOS:	0	0	0	0	0	0	0
							Payments:	0	0	0	0	0	0	0
County: Henry Route: MO 18 Job No.: 7P2193J Length: 0.70 MPO: N Fund Cat: Taking Care Of System Sec Cat: N- Ada Trans TIP #:	ADA Transition Plan improvements on disconnected sections from Montgomery Street to Bus. 13 (2nd Street) in Clinton. \$270,000 Statewide Transportation Alternatives funds. Fed: 419 State: 106 Local: 0 Awd Date: Winter 17 Anticipated Fed Cat: S.T.P. Future Cost: 0 Estimate Total: 537						Engineering:	12	183	0	0	0	0	
							R/W:	0	13	0	0	0	0	0
							Construction:	0	329	0	0	0	0	0
							FFOS:	0	270	0	0	0	0	0
							Payments:	0	0	0	0	0	0	0

* Subject to the approval of the Transportation Improvement Plan by the governing Metropolitan Planning Organization.



2017-2021 Highway and Bridge Construction Schedule

Construction contingency applied to construction cost in the year the project is awarded.

Three percent project growth factor compounded annually is applied to right-of-way and construction costs in program years 2, 3, 4, and 5.

No inflation is applied to the Funding From Other Sources (FFOS) or Payments.

Engineering includes PE costs, CE costs and R/W incidentals.

Construction contingency applied to construction cost in the year the project is awarded. Three percent project growth factor compounded annually is applied to right-of-way and construction costs in program years 2, 3, 4, and 5. No inflation is applied to the Funding From Other Sources (FFOS) or Payments. Engineering includes PE costs, CE costs and R/W incidentals.											STATE FISCAL YEAR PROJECT BUDGETING					
											Prior Prog.	7/2016- 6/2017	7/2017- 6/2018	7/2018- 6/2019	7/2019- 6/2020	7/2020- 6/2021
County: Henry Route: MO 18 Job No.: 7S3096 Length: 0.70 MPO: N Fund Cat: Taking Care Of System Sec Cat: Thin Lift Overlay Awd Date: Summer 16 TIP #: Future Cost: 0	Pavement improvements on disconnected sections from Montgomery Street to 0.1 mile west of Bus. 13 (2nd Street) in Clinton.					Fed: 109 State: 27 Local: 0	Engineering: 2 R/W: 0 Construction: 0 FFOS: 0 Payments: 0	11 0 125 0 0	0 0 0 0 0	0 0 0 0 0	0 0 0 0 0					
County: Henry Route: MO 52 Job No.: 7P2229D Length: 0.26 MPO: N Fund Cat: Taking Care Of System Sec Cat: Preventive Maint Awd Date: Winter 17 TIP #: Future Cost: 0	Preventive maintenance on bridges in Henry, Polk and St. Clair counties. Project involves bridges A3697, A3812, A3913, P0921, and N0646.					Fed: 753 State: 189 Local: 0	Engineering: 0 R/W: 0 Construction: 0 FFOS: 0 Payments: 0	134 0 808 0 0	0 0 0 0 0	0 0 0 0 0	0 0 0 0 0					
County: Henry Route: MO 52 Job No.: 7P3114 Length: 18.54 MPO: N Fund Cat: Taking Care Of System Sec Cat: Thin Lift Overlay Awd Date: Fall 16 TIP #: Future Cost: 0	Pavement and safety improvements from Rte. 7 in Clinton to Rte. B east of Windsor.					AC-State: 2,866 State: 717 Local: 0	Engineering: 0 R/W: 0 Construction: 0 FFOS: 0 Payments: 0	237 0 3,346 0 0	0 0 0 0 0	0 0 0 0 0	0 0 0 0 0					
County: Henry Route: MO 52 Job No.: 7P3115 Length: 0.78 MPO: N Fund Cat: Taking Care Of System Sec Cat: N- Ada Trans Awd Date: Winter 17 TIP #: Future Cost: 0	ADA Transition Plan improvements from Church Street to East Street in Calhoun and from Indiana Street to Center Street in Windsor. \$81,000 Statewide Transportation Alternatives funds.					Fed: 316 State: 79 Local: 0	Engineering: 0 R/W: 0 Construction: 0 FFOS: 0 Payments: 0	123 15 257 81 0	0 0 0 0 0	0 0 0 0 0	0 0 0 0 0					
County: Henry Route: RT V Job No.: 7S3135 Length: 0.03 MPO: N Fund Cat: Taking Care Of System Sec Cat: Rehab And Reconst Awd Date: 2018 TIP #: Future Cost: 0	Bridge improvements over Tebo Creek. Project involves bridge N0522.					Fed: 812 State: 201 Local: 0	Engineering: 0 R/W: 0 Construction: 0 FFOS: 0 Payments: 0	3 2 0 0 0	168 0 840 0 0	0 0 0 0 0	0 0 0 0 0					

* Subject to the approval of the Transportation Improvement Plan by the governing Metropolitan Planning Organization.



2017-2021 Highway and Bridge Construction Schedule

Transportation Planning

P.O. Box 270
Jefferson City, MO 65102

Construction contingency applied to construction cost in the year the project is awarded.

Three percent project growth factor compounded annually is applied to right-of-way and construction costs in program years 2, 3, 4, and 5.

No inflation is applied to the Funding From Other Sources (FFOS) or Payments.

Engineering includes PE costs, CE costs and R/W incidentals.

Construction contingency applied to construction cost in the year the project is awarded. Three percent project growth factor compounded annually is applied to right-of-way and construction costs in program years 2, 3, 4, and 5. No inflation is applied to the Funding From Other Sources (FFOS) or Payments. Engineering includes PE costs, CE costs and R/W incidentals.							STATE FISCAL YEAR PROJECT BUDGETING						
							Prior Prog.	7/2016- 6/2017	7/2017- 6/2018	7/2018- 6/2019	7/2019- 6/2020	7/2020- 6/2021	
County: Hickory	Pavement improvements from Rte. D in Preston to 1.8 miles east of Rte. BB.						Engineering:	126	101	0	0	0	0
Route: US 54							R/W:	0	0	0	0	0	0
Job No.: 7S2211							Construction:	0	1,293	0	0	0	0
Length: 8.05	MPO: N							FFOS:	0	0	0	0	0
Fund Cat: Taking Care Of System	AC-State: 1,115 State: 279 Local: 0						Payments:	0	0	0	0	0	
Sec Cat: Low Type Resurfacing	Awd Date: Fall 16	Anticipated Fed Cat: NHPP											
TIP #: 	Future Cost: 0 Estimate Total: 1,520												
County: Jasper	Bridge improvements over Center Creek. Project involves bridge K0903.						Engineering:	15	714	0	0	0	0
Route: MO 171							R/W:	0	0	0	0	0	0
Job No.: 7P2228E							Construction:	0	2,909	0	0	0	0
Length: 0.15	MPO: Y							FFOS:	0	0	0	0	0
Fund Cat: Taking Care Of System	Fed: 2,898 State: 725 Local: 0						Payments:	0	0	0	0	0	0
Sec Cat: Rehab And Reconst	Awd Date: Fall 16	Anticipated Fed Cat: NHPP											
TIP #: 	Future Cost: 0 Estimate Total: 3,638												
County: Jasper	Railroad crossing safety improvements at Rte. YY in Carl Junction. \$76,000 STP Rail Safety and \$19,000 Grade Crossing Safety Account.						Engineering:	31	1	1	1	27	0
Route: MO 171							R/W:	0	0	0	0	0	0
Job No.: 7S2230							Construction:	0	0	0	0	104	0
Length: 0.81	MPO: Y							FFOS:	0	0	0	0	95
Fund Cat: Safety	Fed: 121 State: 13 Local: 0						Payments:	0	0	0	0	0	0
Sec Cat: Safety	Awd Date: 2020	Anticipated Fed Cat: Safety											
TIP #: 09HS-12	Future Cost: 0 Estimate Total: 165												
County: Jasper	Repair slides from Rte. 171 in Carterville to Rte. VV (Zora Street) near Joplin.						Engineering:	0	65	0	0	0	0
Route: MO 249							R/W:	0	0	0	0	0	0
Job No.: 7P3078							Construction:	0	1,558	0	0	0	0
Length: 2.31	MPO: Y							FFOS:	0	0	0	0	0
Fund Cat: Taking Care Of System	Fed: 1,298 State: 325 Local: 0						Payments:	0	0	0	0	0	0
Sec Cat: Systems Operations	Awd Date: Fall 16	Anticipated Fed Cat: NHPP											
TIP #: 	Future Cost: 0 Estimate Total: 1,623												
County: Jasper	Pavement improvements from Rte. 171 in Carterville to 20th Street in Joplin.						Engineering:	0	2	10	76	0	0
Route: MO 249							R/W:	0	0	0	0	0	0
Job No.: 7P3139							Construction:	0	0	0	1,485	0	0
Length: 5.16	MPO: Y							FFOS:	0	0	0	0	0
Fund Cat: Taking Care Of System	Fed: 1,259 State: 314 Local: 0						Payments:	0	0	0	0	0	0
Sec Cat: Thin Lift Overlay	Awd Date: 2019	Anticipated Fed Cat: NHPP											
TIP #: 	Future Cost: 0 Estimate Total: 1,573												

* Subject to the approval of the Transportation Improvement Plan by the governing Metropolitan Planning Organization.

Jun-13-2016

Section 4 - 9

District Southwest

Dollars in Thousands



2017-2021 Highway and Bridge Construction Schedule

Transportation Planning

P.O. Box 270
Jefferson City, MO 65102

Construction contingency applied to construction cost in the year the project is awarded.

Three percent project growth factor compounded annually is applied to right-of-way and construction costs in program years 2, 3, 4, and 5.

No inflation is applied to the Funding From Other Sources (FFOS) or Payments.

Engineering includes PE costs, CE costs and R/W incidentals.

Construction contingency applied to construction cost in the year the project is awarded. Three percent project growth factor compounded annually is applied to right-of-way and construction costs in program years 2, 3, 4, and 5. No inflation is applied to the Funding From Other Sources (FFOS) or Payments. Engineering includes PE costs, CE costs and R/W incidentals.							STATE FISCAL YEAR PROJECT BUDGETING						
							Prior Prog.	7/2016- 6/2017	7/2017- 6/2018	7/2018- 6/2019	7/2019- 6/2020	7/2020- 6/2021	
County: Jasper	ADA Transition Plan improvements from North 17th Street to Clarence Street in Sarcoxie. \$206,000 Statewide Transportation Alternatives funds.						Engineering:	6	114	0	0	0	0
Route: MO 37							R/W:	0	2	0	0	0	0
Job No.: 7P2193I							Construction:	0	256	0	0	0	0
Length: 0.51	MPO: N					FFOS:	0	206	0	0	0	0	
Fund Cat: Taking Care Of System	Fed: 298	State: 74	Local: 0				Payments:	0	0	0	0	0	
Sec Cat: N- Ada Trans	Awd Date: Winter 17	Anticipated Fed Cat: S.T.P.											
TIP #:	Future Cost: 0	Estimate Total: 378											
County: Jasper	Pavement and safety improvements from Rte. 96 to south of Joplin Avenue in Sarcoxie. \$421,000 Open Container Funds.						Engineering:	20	217	0	0	0	0
Route: MO 37							R/W:	0	0	0	0	0	0
Job No.: 7P3093							Construction:	0	1,538	0	0	0	0
Length: 11.84	MPO: N					FFOS:	0	421	0	0	0	0	
Fund Cat: Taking Care Of System	Fed: 1,404	State: 351	Local: 0				Payments:	0	0	0	0	0	
Sec Cat: Thin Lift Overlay	Awd Date: Fall 16	Anticipated Fed Cat: S.T.P.											
TIP #:	Future Cost: 0	Estimate Total: 1,775											
County: Jasper	Bridge improvements over Center Creek. Project involves bridge L0580.						Engineering:	0	2	187	136	0	0
Route: MO 37							R/W:	0	0	0	0	0	0
Job No.: 7P3157							Construction:	0	0	0	2,070	0	0
Length: 0.07	MPO: N					FFOS:	0	0	0	0	0	0	
Fund Cat: Taking Care Of System	Fed: 1,917	State: 478	Local: 0				Payments:	0	0	0	0	0	
Sec Cat: Rehab And Reconst	Awd Date: 2019	Anticipated Fed Cat: NHPP											
TIP #:	Future Cost: 0	Estimate Total: 2,395											
County: Jasper	Pavement improvements on Hearn Boulevard from north of Rte. FF (32nd. Street) to I-44.						Engineering:	0	2	21	0	0	0
Route: MO 43							R/W:	0	0	0	0	0	0
Job No.: 7S2227D							Construction:	0	0	378	0	0	0
Length: 1.27	MPO: Y					FFOS:	0	0	0	0	0	0	
Fund Cat: Taking Care Of System	Fed: 321	State: 80	Local: 0				Payments:	0	0	0	0	0	
Sec Cat: Low Type Resurfacing	Awd Date: Fall 17	Anticipated Fed Cat: NHPP											
TIP #:	Future Cost: 0	Estimate Total: 401											
County: Jasper	Pavement improvements on various sections from 1.25 miles east of Rte. 37 to 0.5 mile east of the Jasper County line and from 1 mile west of Rte. 97 to 1.15 miles east of Rtes. Z and O near Halltown.						Engineering:	20	85	888	0	0	0
Route: IS 44							R/W:	0	0	0	0	0	0
Job No.: 7I3073							Construction:	0	0	12,877	0	0	0
Length: 27.72	MPO: N					FFOS:	0	0	0	0	0	0	
Fund Cat: Statewide Interstate And Major Bridge	AC-State: 12,464	State: 1,386	Local: 0				Payments:	0	0	0	0	0	
Sec Cat: Preventive Maint	Awd Date: Fall 17	Anticipated Fed Cat: NHPP		Federal Oversight									
TIP #:	Future Cost: 0	Estimate Total: 13,870											

* Subject to the approval of the Transportation Improvement Plan by the governing Metropolitan Planning Organization.

Jun-13-2016

Section 4 - 10

District Southwest

Dollars in Thousands



2017-2021 Highway and Bridge Construction Schedule

Transportation Planning

P.O. Box 270
Jefferson City, MO 65102

Construction contingency applied to construction cost in the year the project is awarded.

Three percent project growth factor compounded annually is applied to right-of-way and construction costs in program years 2, 3, 4, and 5.

No inflation is applied to the Funding From Other Sources (FFOS) or Payments.

Engineering includes PE costs, CE costs and R/W incidentals.

						STATE FISCAL YEAR PROJECT BUDGETING					
						Prior Prog.	7/2016- 6/2017	7/2017- 6/2018	7/2018- 6/2019	7/2019- 6/2020	7/2020- 6/2021
County:	Jasper	Bridge improvements over the BNSF Railroad and Spring River. Project involves bridges				Engineering:	100	200	418	0	0
Route:	IS 49	A3556 and A3557.				R/W:	0	0	0	0	0
Job No.:	7P3000					Construction:	0	0	3,677	0	0
Length:	0.29	MPO:	N			FFOS:	0	0	0	0	0
Fund Cat:	Statewide Interstate And Major Bridge			Fed:	3,865	State:	430	Local:	0		
Sec Cat:	Rehab And Reconst	Awd Date:	2018	Anticipated Fed Cat:	NHPP	Payments:	0	0	0	0	0
TIP #:		Future Cost:	0	Estimate Total:	4,395						
County:	Jasper	Pavement improvements on Madison Avenue/Range Line Road from 10th Street in Webb				Engineering:	0	21	124	0	0
Route:	LP 49	City to 46th Street in Leawood.				R/W:	0	0	0	0	0
Job No.:	7S3116					Construction:	0	0	2,393	0	0
Length:	6.70	MPO:	Y			FFOS:	0	0	0	0	0
Fund Cat:	Taking Care Of System			Fed:	2,031	State:	507	Local:	0		
Sec Cat:	Thin Lift Overlay	Awd Date:	Fall 17	Anticipated Fed Cat:	NHPP	Payments:	0	0	0	0	0
TIP #:		Future Cost:	0	Estimate Total:	2,538						
County:	Jasper	ADA Transition Plan improvements at various locations from 10th Street in Webb City to				Engineering:	0	3	8	0	0
Route:	LP 49	46th Street in Leawood. \$47,000 Statewide Transportation Alternatives funds.				R/W:	0	2	0	0	0
Job No.:	7S3164					Construction:	0	0	61	0	0
Length:	6.70	MPO:	Y			FFOS:	0	0	47	0	0
Fund Cat:	Taking Care Of System			Fed:	61	State:	13	Local:	0		
Sec Cat:	N- Ada Trans	Awd Date:	2018	Anticipated Fed Cat:	S.T.P.	Payments:	0	0	0	0	0
TIP #:		Future Cost:	0	Estimate Total:	74						
County:	Jasper	Pavement and safety improvements on Rte. 59 from I-44 to Rte. 60, on Rte. V from I-49 to				Engineering:	0	38	226	0	0
Route:	MO 59	Rte. 59, and on Rte. J from Rte. 59 to Rte. 37. \$698,000 Open Container funds.				R/W:	0	0	0	0	0
Job No.:	7P3127					Construction:	0	0	4,498	0	0
Length:	31.88	MPO:	N			FFOS:	0	0	698	0	0
Fund Cat:	Taking Care Of System			Fed:	3,809	State:	953	Local:	0		
Sec Cat:	Thin Lift Overlay	Awd Date:	Fall 17	Anticipated Fed Cat:	S.T.P.	Payments:	0	0	0	0	0
TIP #:		Future Cost:	0	Estimate Total:	4,762						
County:	Jasper	Pavement improvements from Loop 49 (Range Line Road) to Rte. 249.				Engineering:	0	4	32	0	0
Route:	MO 66					R/W:	0	0	0	0	0
Job No.:	7S3118					Construction:	0	0	595	0	0
Length:	2.72	MPO:	Y			FFOS:	0	0	0	0	0
Fund Cat:	Taking Care Of System			Fed:	505	State:	126	Local:	0		
Sec Cat:	Thin Lift Overlay	Awd Date:	Fall 17	Anticipated Fed Cat:	NHPP	Payments:	0	0	0	0	0
TIP #:		Future Cost:	0	Estimate Total:	631						

* Subject to the approval of the Transportation Improvement Plan by the governing Metropolitan Planning Organization.



2017-2021 Highway and Bridge Construction Schedule

Transportation Planning

P.O. Box 270
Jefferson City, MO 65102

Construction contingency applied to construction cost in the year the project is awarded.

Three percent project growth factor compounded annually is applied to right-of-way and construction costs in program years 2, 3, 4, and 5.

No inflation is applied to the Funding From Other Sources (FFOS) or Payments.

Engineering includes PE costs, CE costs and R/W incidentals.

Construction contingency applied to construction cost in the year the project is awarded. Three percent project growth factor compounded annually is applied to right-of-way and construction costs in program years 2, 3, 4, and 5. No inflation is applied to the Funding From Other Sources (FFOS) or Payments. Engineering includes PE costs, CE costs and R/W incidentals.							STATE FISCAL YEAR PROJECT BUDGETING					
							Prior Prog.	7/2016-	7/2017-	7/2018-	7/2019-	7/2020-
								6/2017	6/2018	6/2019	6/2020	6/2021
County: Jasper	Pavement improvements from 0.3 mile west of Rte. P to Rte. P and on the westbound lanes from the Kansas State line to Rte. P.					Engineering:	0	5	40	0	0	0
Route: MO 66						R/W:	0	0	0	0	0	0
Job No.: 7S3129						Construction:	0	0	760	0	0	0
Length: 3.96	MPO: Y						FFOS:	0	0	0	0	0
Fund Cat: Taking Care Of System	Fed: 644 State: 161 Local: 0					Payments:	0	0	0	0	0	0
Sec Cat: Thin Lift Overlay	Awd Date: Fall 17	Anticipated Fed Cat: S.T.P.										
TIP #:	Future Cost: 0	Estimate Total: 805										
County: Jasper	ADA Transition Plan improvements at Rte. P (Schifferdecker Avenue) in Joplin.					Engineering:	0	13	15	0	0	0
Route: MO 66						R/W:	0	2	0	0	0	0
Job No.: 7S3136						Construction:	0	0	63	0	0	0
Length: 0.04	MPO: Y						FFOS:	0	0	0	0	0
Fund Cat: Taking Care Of System	Fed: 75 State: 18 Local: 0					Payments:	0	0	0	0	0	0
Sec Cat: N- Ada Trans	Awd Date: 2018	Anticipated Fed Cat: S.T.P.										
TIP #:	Future Cost: 0	Estimate Total: 93										
County: Jasper	ADA Transition Plan improvements on East Seventh Street from east of Loop 49 (Range Line Road) to west of Rte. 249.					Engineering:	0	11	22	0	0	0
Route: MO 66						R/W:	0	2	0	0	0	0
Job No.: 7S3156						Construction:	0	0	212	0	0	0
Length: 2.46	MPO: Y						FFOS:	0	0	0	0	0
Fund Cat: Taking Care Of System	Fed: 199 State: 48 Local: 0					Payments:	0	0	0	0	0	0
Sec Cat: N- Ada Trans	Awd Date: 2018	Anticipated Fed Cat: S.T.P.										
TIP #:	Future Cost: 0	Estimate Total: 247										
County: Jasper	Bridge improvements over BNSF and MNA railroads. Project involves bridge K0428.					Engineering:	25	783	0	0	0	0
Route: MO 96						R/W:	0	48	0	0	0	0
Job No.: 7P2228F						Construction:	0	2,436	0	0	0	0
Length: 0.11	MPO: N						FFOS:	0	0	0	0	0
Fund Cat: Taking Care Of System	Fed: 2,614 State: 653 Local: 0					Payments:	0	0	0	0	0	0
Sec Cat: Rehab And Reconst	Awd Date: Winter 17	Anticipated Fed Cat: NHPP										
TIP #:	Future Cost: 0	Estimate Total: 3,292										
County: Jasper	Bridge improvements over Spring River Overflow. Project involves bridge L0409.					Engineering:	25	594	0	0	0	0
Route: MO 96						R/W:	0	0	0	0	0	0
Job No.: 7P2228G						Construction:	0	2,060	0	0	0	0
Length: 0.12	MPO: N						FFOS:	0	0	0	0	0
Fund Cat: Taking Care Of System	Fed: 2,123 State: 531 Local: 0					Payments:	0	0	0	0	0	0
Sec Cat: Rehab And Reconst	Awd Date: Winter 17	Anticipated Fed Cat: NHPP										
TIP #:	Future Cost: 0	Estimate Total: 2,679										

* Subject to the approval of the Transportation Improvement Plan by the governing Metropolitan Planning Organization.

Jun-13-2016

Section 4 - 12

District Southwest

Dollars in Thousands



2017-2021 Highway and Bridge Construction Schedule

Transportation Planning

P.O. Box 270
Jefferson City, MO 65102

Construction contingency applied to construction cost in the year the project is awarded.

Three percent project growth factor compounded annually is applied to right-of-way and construction costs in program years 2, 3, 4, and 5.

No inflation is applied to the Funding From Other Sources (FFOS) or Payments.

Engineering includes PE costs, CE costs and R/W incidentals.

						STATE FISCAL YEAR PROJECT BUDGETING					
						Prior Prog.	7/2016- 6/2017	7/2017- 6/2018	7/2018- 6/2019	7/2019- 6/2020	7/2020- 6/2021
County: Jasper	Pavement and safety improvements from Rte. 571 to Rte. YY in Lawrence County.					Engineering:	11	144	0	0	0
Route: MO 96						R/W:	0	0	0	0	0
Job No.: 7S3095						Construction:	0	2,674	0	0	0
Length: 16.84	MPO: N					FFOS:	0	0	0	0	0
Fund Cat: Taking Care Of System					Fed: 2,255 State: 563 Local: 0	Payments:	0	0	0	0	0
Sec Cat: Thin Lift Overlay	Awd Date: Fall 16	Anticipated Fed Cat: NHPP									
TIP #:	Future Cost: 0				Estimate Total: 2,829						
County: Jasper	Pavement improvements from Rte. 43 (Main Street) to I-49.					Engineering:	0	2	10	77	0
Route: RT FF						R/W:	0	0	0	0	0
Job No.: 7S3131						Construction:	0	0	0	1,504	0
Length: 4.69	MPO: Y					FFOS:	0	0	0	0	0
Fund Cat: Taking Care Of System					Fed: 1,275 State: 318 Local: 0	Payments:	0	0	0	0	0
Sec Cat: Thin Lift Overlay	Awd Date: 2019	Anticipated Fed Cat: NHPP									
TIP #:	Future Cost: 0				Estimate Total: 1,593						
County: Jasper	ADA Transition Plan improvements at various locations from Rte. 43 (Main Street) to 0.2 mile west of I-49. \$941,000 Statewide Transportation Alternatives funds.					Engineering:	0	11	137	0	0
Route: RT FF						R/W:	0	2	0	0	0
Job No.: 7S3160						Construction:	0	0	1,208	0	0
Length: 4.69	MPO: Y					FFOS:	0	0	941	0	0
Fund Cat: Taking Care Of System					Fed: 1,087 State: 271 Local: 0	Payments:	0	0	0	0	0
Sec Cat: N- Ada Trans	Awd Date: 2018	Anticipated Fed Cat: S.T.P.									
TIP #:	Future Cost: 0				Estimate Total: 1,358						
County: Jasper	Pavement and safety improvements on Rte. HH from Rte. AA to Rte. 571 and on Rte. AA from Rte. HH to Rte. VV.					Engineering:	0	8	58	0	0
Route: RT HH						R/W:	0	0	0	0	0
Job No.: 7S3055						Construction:	0	0	1,122	0	0
Length: 7.91	MPO: Y					FFOS:	0	0	0	0	0
Fund Cat: Taking Care Of System					Fed: 951 State: 237 Local: 0	Payments:	0	0	0	0	0
Sec Cat: Thin Lift Overlay	Awd Date: Fall 17	Anticipated Fed Cat: S.T.P.									
TIP #:	Future Cost: 0				Estimate Total: 1,188						
County: Jasper	ADA Transition Plan improvements on Rte. HH (Fir Road) at Rte. 571 (Grand Avenue) in Carthage and on Rte. P (Schifferdecker Avenue) from Perkins Street to Rte. 66 (7th Street) in Joplin.					Engineering:	0	17	19	0	0
Route: RT HH						R/W:	0	2	0	0	0
Job No.: 7S3143						Construction:	0	0	81	0	0
Length: 0.76	MPO: N					FFOS:	0	0	0	0	0
Fund Cat: Taking Care Of System					AC-State: 97 State: 22 Local: 0	Payments:	0	0	0	0	0
Sec Cat: N- Ada Trans	Awd Date: 2018	Anticipated Fed Cat: S.T.P.									
TIP #:	Future Cost: 0				Estimate Total: 119						

* Subject to the approval of the Transportation Improvement Plan by the governing Metropolitan Planning Organization.

Jun-13-2016

Section 4 - 13

District Southwest

Dollars in Thousands



2017-2021 Highway and Bridge Construction Schedule

Construction contingency applied to construction cost in the year the project is awarded.

Three percent project growth factor compounded annually is applied to right-of-way and construction costs in program years 2, 3, 4, and 5.

No inflation is applied to the Funding From Other Sources (FFOS) or Payments.

Engineering includes PE costs, CE costs and R/W incidentals.

						STATE FISCAL YEAR PROJECT BUDGETING					
						Prior Prog.	7/2016- 6/2017	7/2017- 6/2018	7/2018- 6/2019	7/2019- 6/2020	7/2020- 6/2021
County:	Jasper	Pavement and safety improvements on Rte. P from Rte. JJ to Rte. 66, on Rte. JJ from Rte.	Engineering:	0	18	113	0	0	0	0	0
Route:	RT P	Z to Rte. P, on Rte. Z from Rte. YY to Rte. 171 and on Rte. YY from the Kansas State line	R/W:	0	0	0	0	0	0	0	0
Job No.:	7S3144	to Rte. 171.	Construction:	0	0	2,218	0	0	0	0	0
Length:	15.14	MPO: Y	FFOS:	0	0	0	0	0	0	0	0
Fund Cat:	Taking Care Of System	Fed: 1,879 State: 470 Local: 0	Payments:	0	0	0	0	0	0	0	0
Sec Cat:	Thin Lift Overlay	Awd Date: Fall 17 Anticipated Fed Cat: S.T.P.									
TIP #:		Future Cost: 0 Estimate Total: 2,349									
County:	Jasper	Pavement improvements on Newman Road from Loop 49 (Range Line Road) to 0.1 mile	Engineering:	0	113	0	0	0	0	0	0
Route:	RT TT	east of Duquesne Road.	R/W:	0	0	0	0	0	0	0	0
Job No.:	7S3162		Construction:	0	523	0	0	0	0	0	0
Length:	1.04	MPO: Y	FFOS:	0	0	0	0	0	0	0	0
Fund Cat:	Taking Care Of System	Fed: 509 State: 127 Local: 0	Payments:	0	0	0	0	0	0	0	0
Sec Cat:	Thin Lift Overlay	Awd Date: Fall 17 Anticipated Fed Cat: S.T.P.									
TIP #:		Future Cost: 0 Estimate Total: 636									
County:	Jasper	ADA Transition Plan improvements on Newman Road from Loop 49 (Range Line Road)	Engineering:	0	13	11	0	0	0	0	0
Route:	RT TT	to 0.1 mile east of Duquesne Road. \$42,000 Statewide Transportation Alternatives funds.	R/W:	0	2	0	0	0	0	0	0
Job No.:	7S3163		Construction:	0	0	55	0	0	0	0	0
Length:	1.04	MPO: Y	FFOS:	0	0	42	0	0	0	0	0
Fund Cat:	Taking Care Of System	Fed: 66 State: 15 Local: 0	Payments:	0	0	0	0	0	0	0	0
Sec Cat:	N- Ada Trans	Awd Date: 2018 Anticipated Fed Cat: S.T.P.									
TIP #:		Future Cost: 0 Estimate Total: 81									
County:	Lawrence	Rail crossing improvements on Carnation Dr at BNSF Railway and Rte K (Elliot St) at	Engineering:	31	110	419	0	0	0	0	0
Route:	MO 39	the BNSF and MNA Railways in Aurora. Close at-grade crossings on Morgan Ave and	R/W:	0	297	0	0	0	0	0	0
Job No.:	7T0043	McNatt Ave. Project involves bridge A8319. \$2,700,000 STP Rail Safety, \$300,000 Grade	Construction:	0	0	4,993	0	0	0	0	0
Length:	0.54	MPO: N	FFOS:	0	205	2,795	0	0	0	0	0
Fund Cat:	Safety	Fed: 4,655 State: 1,164 Local: 0	Payments:	0	0	0	0	0	0	0	0
Sec Cat:	Safety	Awd Date: 2018 Anticipated Fed Cat: S.T.P. Federal Oversight									
TIP #:		Future Cost: 0 Estimate Total: 5,850									
County:	Lawrence	Pavement and safety improvements from I-44 to 0.2 mile north of Olive Street in Aurora	Engineering:	143	293	0	0	0	0	0	0
Route:	MO 39	and on Rte. M from Rte. 96 to Rte. 174. Project involves bridge K0008. \$849,000 Open	R/W:	0	0	0	0	0	0	0	0
Job No.:	8S2272	Container funds.	Construction:	0	2,074	0	0	0	0	0	0
Length:	14.30	MPO: N	FFOS:	0	849	0	0	0	0	0	0
Fund Cat:	Taking Care Of System	Fed: 1,894 State: 473 Local: 0	Payments:	0	0	0	0	0	0	0	0
Sec Cat:	Thin Lift Overlay	Awd Date: Fall 16 Anticipated Fed Cat: S.T.P.									
TIP #:		Future Cost: 0 Estimate Total: 2,510									

* Subject to the approval of the Transportation Improvement Plan by the governing Metropolitan Planning Organization.



2017-2021 Highway and Bridge Construction Schedule

Transportation Planning

P.O. Box 270
Jefferson City, MO 65802

Construction contingency applied to construction cost in the year the project is awarded.

Three percent project growth factor compounded annually is applied to right-of-way and construction costs in program years 2, 3, 4, and 5.

No inflation is applied to the Funding From Other Sources (FFOS) or Payments.

Engineering includes PE costs, CE costs and R/W incidentals.

						STATE FISCAL YEAR PROJECT BUDGETING					
						Prior Prog.	7/2016- 6/2017	7/2017- 6/2018	7/2018- 6/2019	7/2019- 6/2020	7/2020- 6/2021
County: Lawrence	Bridge improvements on the eastbound lanes over Spring River. Project involves bridge					Engineering:	100	577	0	0	0
Route: IS 44	A0977.					R/W:	0	0	0	0	0
Job No.: 713049						Construction:	0	2,711	0	0	0
Length: 0.22	MPO: N					FFOS:	0	0	0	0	0
Fund Cat: Taking Care Of System	AC-State: 2,959 State: 329 Local: 0					Payments:	0	0	0	0	0
Sec Cat: Rehab And Reconst	Awd Date: Fall 16 Anticipated Fed Cat: NHPP <u>Federal Oversight</u>										
TIP #:	Future Cost: 0 Estimate Total: 3,388										
County: Lawrence	Pavement improvements on various sections from east of the Jasper County line to west of					Engineering:	2	28	223	0	0
Route: IS 44	Rte. 97.					R/W:	0	0	0	0	0
Job No.: 713074						Construction:	0	0	3,320	0	0
Length: 4.69	MPO: N					FFOS:	0	0	0	0	0
Fund Cat: Statewide Interstate And Major Bridge	AC-State: 3,214 State: 357 Local: 0					Payments:	0	0	0	0	0
Sec Cat: Preventive Maint	Awd Date: Fall 17 Anticipated Fed Cat: NHPP										
TIP #:	Future Cost: 0 Estimate Total: 3,573										
County: Lawrence	Bridge improvements over BNSF Railway. Project involves bridge H0787.					Engineering:	615	244	0	0	0
Route: BU 60						R/W:	0	2	0	0	0
Job No.: 7S3000						Construction:	0	2,049	0	0	0
Length: 0.11	MPO: N					FFOS:	0	0	0	0	0
Fund Cat: Taking Care Of System	Fed: 1,837 State: 458 Local: 0					Payments:	0	0	0	0	0
Sec Cat: Rehab And Reconst	Awd Date: Spring 17 Anticipated Fed Cat: NHPP										
TIP #:	Future Cost: 0 Estimate Total: 2,910										
County: Lawrence	Bridge improvements over Dry Fork Creek. Project involves bridge F0393.					Engineering:	10	143	0	0	0
Route: MO 96						R/W:	0	0	0	0	0
Job No.: 7P2228H						Construction:	0	859	0	0	0
Length: 0.04	MPO: N					FFOS:	0	0	0	0	0
Fund Cat: Taking Care Of System	Fed: 802 State: 200 Local: 0					Payments:	0	0	0	0	0
Sec Cat: Rehab And Reconst	Awd Date: Spring 17 Anticipated Fed Cat: NHPP										
TIP #:	Future Cost: 0 Estimate Total: 1,012										
County: Lawrence	Bridge improvements over Stahl Creek. Project involves bridge F0395.					Engineering:	10	146	0	0	0
Route: MO 96						R/W:	0	0	0	0	0
Job No.: 7P2228I						Construction:	0	874	0	0	0
Length: 0.07	MPO: N					FFOS:	0	0	0	0	0
Fund Cat: Taking Care Of System	Fed: 815 State: 205 Local: 0					Payments:	0	0	0	0	0
Sec Cat: Rehab And Reconst	Awd Date: Spring 17 Anticipated Fed Cat: NHPP										
TIP #:	Future Cost: 0 Estimate Total: 1,030										

* Subject to the approval of the Transportation Improvement Plan by the governing Metropolitan Planning Organization.



2017-2021 Highway and Bridge Construction Schedule

Transportation Planning

P.O. Box 270
Jefferson City, MO 65102

Construction contingency applied to construction cost in the year the project is awarded.

Three percent project growth factor compounded annually is applied to right-of-way and construction costs in program years 2, 3, 4, and 5.

No inflation is applied to the Funding From Other Sources (FFOS) or Payments.

Engineering includes PE costs, CE costs and R/W incidentals.

						STATE FISCAL YEAR PROJECT BUDGETING					
						Prior Prog.	7/2016- 6/2017	7/2017- 6/2018	7/2018- 6/2019	7/2019- 6/2020	7/2020- 6/2021
County: Lawrence	Bridge improvement over Center Creek 3 miles south of I-44. Project involves bridge					Engineering:	76	63	0	0	0
Route: MO 97	T0320.					R/W:	0	31	0	0	0
Job No.: 7S0526						Construction:	0	787	0	0	0
Length: 0.20	MPO: N					FFOS:	0	0	0	0	0
Fund Cat: Taking Care Of System	Fed: 706 State: 175 Local: 0					Payments:	0	0	0	0	0
Sec Cat: Rehab And Reconst	Awd Date: Spring 17 Anticipated Fed Cat: NHPP										
TIP #:	Future Cost: 0 Estimate Total: 957										
County: McDonald	Job Order Contracting for pavement repair from Rte. 59 to 0.7 mile south of Rte. H.					Engineering:	0	4	0	0	0
Route: IS 49						R/W:	0	0	0	0	0
Job No.: 0I3003Y						Construction:	0	60	0	0	0
Length: 10.74	MPO: N					FFOS:	0	0	0	0	0
Fund Cat: Statewide Interstate And Major Bridge	AC-State: 58 State: 6 Local: 0					Payments:	0	0	0	0	0
Sec Cat: Preventive Maint	Awd Date: Winter 17 Anticipated Fed Cat: NHPP										
TIP #:	Future Cost: 0 Estimate Total: 64										
County: McDonald	Pavement improvements from Rte. 59 near Goodman to near Bus. 71 south of Rte. 76.					Engineering:	22	200	0	0	0
Route: IS 49						R/W:	0	0	0	0	0
Job No.: 7I3072						Construction:	0	2,563	0	0	0
Length: 7.16	MPO: N					FFOS:	0	0	0	0	0
Fund Cat: Statewide Interstate And Major Bridge	AC-State: 2,487 State: 276 Local: 0					Payments:	0	0	0	0	0
Sec Cat: Preventive Maint	Awd Date: Fall 16 Anticipated Fed Cat: NHPP										
TIP #:	Future Cost: 0 Estimate Total: 2,785										
County: McDonald	Roadway improvements from Pineville to the Arkansas State line (Bella Vista).					Engineering:	10,701	2	2	2	2,766
Route: US 71	Construction funding from 7P2157. \$12,017,701 SAFETEA-LU earmark DEMO ID					R/W:	4,610	0	0	0	0
Job No.: 7P0601	MO118. Amendment 3 new major project.					Construction:	0	0	0	0	20,147
Length: 4.93	MPO: N					FFOS:	0	0	0	0	0
Fund Cat: Amendment 3	Fed: 18,337 State: 4,582 Local: 0					Payments:	0	0	0	0	0
Sec Cat: System Expansion	Awd Date: 2020 Anticipated Fed Cat: NHPP Federal Oversight										
TIP #:	Future Cost: 25,001 - 50,000 Estimate Total: 38,230										
County: McDonald	Pavement and safety improvements from 1 mile east of I-49 to Rte. U.					Engineering:	0	164	0	0	0
Route: MO 76						R/W:	0	0	0	0	0
Job No.: 7S3176						Construction:	0	2,347	0	0	0
Length: 20.80	MPO: N					FFOS:	0	0	0	0	0
Fund Cat: Taking Care Of System	AC-State: 2,009 State: 502 Local: 0					Payments:	0	0	0	0	0
Sec Cat: Thin Lift Overlay	Awd Date: Fall 16 Anticipated Fed Cat: S.T.P.										
TIP #:	Future Cost: 0 Estimate Total: 2,511										

* Subject to the approval of the Transportation Improvement Plan by the governing Metropolitan Planning Organization.

Jun-13-2016

Section 4 - 16

District Southwest

Dollars in Thousands



2017-2021 Highway and Bridge Construction Schedule

Transportation Planning

P.O. Box 270
Jefferson City, MO 65102

Construction contingency applied to construction cost in the year the project is awarded.

Three percent project growth factor compounded annually is applied to right-of-way and construction costs in program years 2, 3, 4, and 5.

No inflation is applied to the Funding From Other Sources (FFOS) or Payments.

Engineering includes PE costs, CE costs and R/W incidentals.

Construction contingency applied to construction cost in the year the project is awarded. Three percent project growth factor compounded annually is applied to right-of-way and construction costs in program years 2, 3, 4, and 5. No inflation is applied to the Funding From Other Sources (FFOS) or Payments. Engineering includes PE costs, CE costs and R/W incidentals.										STATE FISCAL YEAR PROJECT BUDGETING						
										Prior Prog.	7/2016- 6/2017	7/2017- 6/2018	7/2018- 6/2019	7/2019- 6/2020	7/2020- 6/2021	
County: McDonald	Bridge improvements over Big Sugar Creek. Project involves bridge T0929.									Engineering:	181	236	0	0	0	0
Route: RT E										R/W:	0	12	0	0	0	0
Job No.: 7S0534										Construction:	0	1,882	0	0	0	0
Length: 0.41	MPO: N								FFOS:	0	0	0	0	0	0	
Fund Cat: Taking Care Of System								Fed: 1,705	State: 425	Local: 0	Payments:	0	0	0	0	0
Sec Cat: Rehab And Reconst	Awd Date: Spring 17	Anticipated Fed Cat: NHPP														
TIP #:	Future Cost: 0							Estimate Total: 2,311								
County: McDonald	Bridge improvements over Pine Creek. Project involves bridge R0251.									Engineering:	0	2	78	60	0	0
Route: RT KK										R/W:	0	0	0	0	0	0
Job No.: 7S3158										Construction:	0	0	0	895	0	0
Length: 0.02	MPO: N								FFOS:	0	0	0	0	0	0	
Fund Cat: Taking Care Of System								Fed: 828	State: 207	Local: 0	Payments:	0	0	0	0	0
Sec Cat: Rehab And Reconst	Awd Date: 2019	Anticipated Fed Cat: NHPP														
TIP #:	Future Cost: 0							Estimate Total: 1,035								
County: McDonald	Bridge improvements over Star Hollow Creek. Project involves bridge N0897.									Engineering:	0	2	60	47	0	0
Route: RT U										R/W:	0	0	0	0	0	0
Job No.: 7S3159										Construction:	0	0	0	689	0	0
Length: 0.03	MPO: N								FFOS:	0	0	0	0	0	0	
Fund Cat: Taking Care Of System								Fed: 639	State: 159	Local: 0	Payments:	0	0	0	0	0
Sec Cat: Rehab And Reconst	Awd Date: 2019	Anticipated Fed Cat: NHPP														
TIP #:	Future Cost: 0							Estimate Total: 798								
County: Newton	Bridge improvements over Roark Creek. Project involves bridge K0990.									Engineering:	60	348	0	0	0	0
Route: MO 43										R/W:	0	2	0	0	0	0
Job No.: 7P2228K										Construction:	0	575	0	0	0	0
Length: 0.04	MPO: N								FFOS:	0	0	0	0	0	0	
Fund Cat: Taking Care Of System								Fed: 741	State: 184	Local: 0	Payments:	0	0	0	0	0
Sec Cat: Rehab And Reconst	Awd Date: Winter 17	Anticipated Fed Cat: NHPP														
TIP #:	Future Cost: 0							Estimate Total: 985								
County: Newton	Pavement and safety improvements from I-44 to Rte. 60.									Engineering:	0	21	139	0	0	0
Route: MO 43										R/W:	0	0	0	0	0	0
Job No.: 7S3177										Construction:	0	0	2,361	0	0	0
Length: 13.84	MPO: Y								FFOS:	0	0	0	0	0	0	
Fund Cat: Taking Care Of System								Fed: 2,018	State: 503	Local: 0	Payments:	0	0	0	0	0
Sec Cat: Thin Lift Overlay	Awd Date: Fall 17	Anticipated Fed Cat: S.T.P.														
TIP #:	Future Cost: 0							Estimate Total: 2,521								

* Subject to the approval of the Transportation Improvement Plan by the governing Metropolitan Planning Organization.

Jun-13-2016

Section 4 - 17

District Southwest

Dollars in Thousands



2017-2021 Highway and Bridge Construction Schedule

Transportation Planning

P.O. Box 270
Jefferson City, MO 65102

Construction contingency applied to construction cost in the year the project is awarded.

Three percent project growth factor compounded annually is applied to right-of-way and construction costs in program years 2, 3, 4, and 5.

No inflation is applied to the Funding From Other Sources (FFOS) or Payments.

Engineering includes PE costs, CE costs and R/W incidentals.

Construction contingency applied to construction cost in the year the project is awarded. Three percent project growth factor compounded annually is applied to right-of-way and construction costs in program years 2, 3, 4, and 5. No inflation is applied to the Funding From Other Sources (FFOS) or Payments. Engineering includes PE costs, CE costs and R/W incidentals.										STATE FISCAL YEAR PROJECT BUDGETING					
										Prior Prog.	7/2016- 6/2017	7/2017- 6/2018	7/2018- 6/2019	7/2019- 6/2020	7/2020- 6/2021
County: Newton Route: MO 43 Job No.: 7S3179 Length: 0.45 MPO: N Fund Cat: Taking Care Of System Sec Cat: N- Ada Trans Awd Date: 2018 Anticipated Fed Cat: S.T.P. TIP #: Future Cost: 0 Estimate Total: 30	ADA Transition Plan improvements from Osage Street to Oneida Street in Seneca.				Engineering: 0 R/W: 0 Construction: 0 FFOS: 0 Payments: 0	0 3 2 0									

* Subject to the approval of the Transportation Improvement Plan by the governing Metropolitan Planning Organization.

Jun-13-2016

Section 4 - 18

District Southwest

Dollars in Thousands



2017-2021 Highway and Bridge Construction Schedule

Transportation Planning

P.O. Box 270
Jefferson City, MO 65102

Construction contingency applied to construction cost in the year the project is awarded.

Three percent project growth factor compounded annually is applied to right-of-way and construction costs in program years 2, 3, 4, and 5.

No inflation is applied to the Funding From Other Sources (FFOS) or Payments.

Engineering includes PE costs, CE costs and R/W incidentals.

Construction contingency applied to construction cost in the year the project is awarded. Three percent project growth factor compounded annually is applied to right-of-way and construction costs in program years 2, 3, 4, and 5. No inflation is applied to the Funding From Other Sources (FFOS) or Payments. Engineering includes PE costs, CE costs and R/W incidentals.							STATE FISCAL YEAR PROJECT BUDGETING					
							Prior Prog.	7/2016- 6/2017	7/2017- 6/2018	7/2018- 6/2019	7/2019- 6/2020	7/2020- 6/2021
County: Newton Route: MO 86 Job No.: 7S2227C Length: 5.49 MPO: N Fund Cat: Taking Care Of System Sec Cat: Low Type Resurfacing Awd Date: Fall 17 Anticipated Fed Cat: S.T.P. TIP #: Future Cost: 0 Estimate Total: 1,775	Pavement improvements from 0.1 mile east of Kodiak Road to Neosho Boulevard (Bus. 60) and from College Street (Bus. 60) to Rte. 60.						Engineering: 0	13	86	0	0	0
							R/W: 0	0	0	0	0	0
							Construction: 0	0	1,676	0	0	0
							FFOS: 0	0	0	0	0	0
							Payments: 0	0	0	0	0	0
County: Newton Route: RT D Job No.: 7S3138 Length: 8.32 MPO: N Fund Cat: Taking Care Of System Sec Cat: Thin Lift Overlay Awd Date: Fall 17 Anticipated Fed Cat: S.T.P. TIP #: Future Cost: 0 Estimate Total: 1,106	Pavement, safety and ADA Transition Plan improvements on Rte. D from Doniphan Drive to the Neosho city limits and on Rte. K from Rte. 43 to Rte. 86.						Engineering: 0	3	59	0	0	0
							R/W: 0	2	0	0	0	0
							Construction: 0	0	1,042	0	0	0
							FFOS: 0	0	0	0	0	0
							Payments: 0	0	0	0	0	0
County: Newton Route: RT J Job No.: 7S3147 Length: 0.10 MPO: N Fund Cat: Taking Care Of System Sec Cat: N- Ada Trans Awd Date: 2018 Anticipated Fed Cat: S.T.P. TIP #: Future Cost: 0 Estimate Total: 54	ADA Transition Plan improvements from Rte. 59 to Lucas Street in Diamond.						Engineering: 0	7	9	0	0	0
							R/W: 0	2	0	0	0	0
							Construction: 0	0	36	0	0	0
							FFOS: 0	0	0	0	0	0
							Payments: 0	0	0	0	0	0
County: Polk Route: MO 123 Job No.: 7S3125 Length: 13.32 MPO: N Fund Cat: Taking Care Of System Sec Cat: Thin Lift Overlay Awd Date: Fall 17 Anticipated Fed Cat: S.T.P. TIP #: Future Cost: 0 Estimate Total: 1,703	Pavement and safety improvements from Rte. 215 south junction to Rte. 160. \$484,000 Open Container funds.						Engineering: 0	12	82	0	0	0
							R/W: 0	0	0	0	0	0
							Construction: 0	0	1,609	0	0	0
							FFOS: 0	0	484	0	0	0
							Payments: 0	0	0	0	0	0
County: Polk Route: RT H Job No.: 7S3181 Length: 20.54 MPO: N Fund Cat: Taking Care Of System Sec Cat: Thin Lift Overlay Awd Date: 2019 Anticipated Fed Cat: S.T.P. TIP #: Future Cost: 0 Estimate Total: 2,061	Pavement improvements from Rte. 32 to Rte. WW.						Engineering: 0	2	14	111	0	0
							R/W: 0	0	0	0	0	0
							Construction: 0	0	0	1,934	0	0
							FFOS: 0	0	0	0	0	0
							Payments: 0	0	0	0	0	0

* Subject to the approval of the Transportation Improvement Plan by the governing Metropolitan Planning Organization.

Jun-13-2016

Section 4 - 19

District Southwest

Dollars in Thousands



2017-2021 Highway and Bridge Construction Schedule

Transportation Planning

P.O. Box 270
Jefferson City, MO 65102

Construction contingency applied to construction cost in the year the project is awarded.

Three percent project growth factor compounded annually is applied to right-of-way and construction costs in program years 2, 3, 4, and 5.

No inflation is applied to the Funding From Other Sources (FFOS) or Payments.

Engineering includes PE costs, CE costs and R/W incidentals.

Construction contingency applied to construction cost in the year the project is awarded. Three percent project growth factor compounded annually is applied to right-of-way and construction costs in program years 2, 3, 4, and 5. No inflation is applied to the Funding From Other Sources (FFOS) or Payments. Engineering includes PE costs, CE costs and R/W incidentals.							STATE FISCAL YEAR PROJECT BUDGETING					
							Prior Prog.	7/2016- 6/2017	7/2017- 6/2018	7/2018- 6/2019	7/2019- 6/2020	7/2020- 6/2021
County: Polk	ADA Transition Plan improvements on Main Street in Pleasant Hope.					Engineering:	0	1	3	4	0	0
Route: RT H						R/W:	0	0	2	0	0	0
Job No.: 7S3184						Construction:	0	0	0	37	0	0
Length: 0.04	MPO: N					FFOS:	0	0	0	0	0	0
Fund Cat: Taking Care Of System			Fed: 39	State: 8	Local: 0	Payments:	0	0	0	0	0	0
Sec Cat: N- Ada Trans	Awd Date: 2019	Anticipated Fed Cat: S.T.P.										
TIP #:	Future Cost: 0		Estimate Total: 47									
County: Polk	Bridge improvements over Pomme de Terre River. Project involves bridge R0207.					Engineering:	0	2	58	122	0	0
Route: RT PP						R/W:	0	0	0	2	0	0
Job No.: 7S3169						Construction:	0	0	0	1,073	0	0
Length: 0.10	MPO: N					FFOS:	0	0	0	0	0	0
Fund Cat: Taking Care Of System			Fed: 1,006	State: 251	Local: 0	Payments:	0	0	0	0	0	0
Sec Cat: Rehab And Reconst	Awd Date: 2019	Anticipated Fed Cat: NHPP										
TIP #:	Future Cost: 0		Estimate Total: 1,257									
County: Polk	Pavement and safety improvements from Rte. 123 to Rte. 13. \$456,000 Open Container funds.					Engineering:	0	2	76	0	0	0
Route: RT T						R/W:	0	0	0	0	0	0
Job No.: 7S3126						Construction:	0	0	1,318	0	0	0
Length: 10.45	MPO: N					FFOS:	0	0	456	0	0	0
Fund Cat: Taking Care Of System			Fed: 1,117	State: 279	Local: 0	Payments:	0	0	0	0	0	0
Sec Cat: Thin Lift Overlay	Awd Date: Fall 17	Anticipated Fed Cat: S.T.P.										
TIP #:	Future Cost: 0		Estimate Total: 1,396									
County: St. Clair	Pavement improvements on the southbound lanes from SE 1100 Road to NE 201 Road.					Engineering:	1	1	1	1	51	0
Route: MO 13						R/W:	0	0	0	0	0	0
Job No.: 7P3034B						Construction:	0	0	0	0	860	0
Length: 1.27	MPO: N					FFOS:	0	0	0	0	0	0
Fund Cat: Taking Care Of System			Fed: 732	State: 182	Local: 0	Payments:	0	0	0	0	0	0
Sec Cat: Thin Lift Overlay	Awd Date: 2020	Anticipated Fed Cat: NHPP										
TIP #:	Future Cost: 0		Estimate Total: 915									
County: St. Clair	Pavement improvements from 0.5 mile north of NE 1000 Road to SE 1300 Road.					Engineering:	125	34	270	0	0	0
Route: MO 13						R/W:	0	0	0	0	0	0
Job No.: 7S2232						Construction:	0	0	4,021	0	0	0
Length: 22.60	MPO: N					FFOS:	0	0	0	0	0	0
Fund Cat: Taking Care Of System			AC-State: 3,460	State: 865	Local: 0	Payments:	0	0	0	0	0	0
Sec Cat: Low Type Resurfacing	Awd Date: Fall 17	Anticipated Fed Cat: NHPP										
TIP #:	Future Cost: 0		Estimate Total: 4,450									

* Subject to the approval of the Transportation Improvement Plan by the governing Metropolitan Planning Organization.

Jun-13-2016

Section 4 - 20

District Southwest

Dollars in Thousands



2017-2021 Highway and Bridge Construction Schedule

Transportation Planning

P.O. Box 270
Jefferson City, MO 65102

Construction contingency applied to construction cost in the year the project is awarded.

Three percent project growth factor compounded annually is applied to right-of-way and construction costs in program years 2, 3, 4, and 5.

No inflation is applied to the Funding From Other Sources (FFOS) or Payments.

Engineering includes PE costs, CE costs and R/W incidentals.

Construction contingency applied to construction cost in the year the project is awarded. Three percent project growth factor compounded annually is applied to right-of-way and construction costs in program years 2, 3, 4, and 5. No inflation is applied to the Funding From Other Sources (FFOS) or Payments. Engineering includes PE costs, CE costs and R/W incidentals.							STATE FISCAL YEAR PROJECT BUDGETING							
							Prior Prog.	7/2016- 6/2017	7/2017- 6/2018	7/2018- 6/2019	7/2019- 6/2020	7/2020- 6/2021		
County: St. Clair	Pavement and safety improvements from Rte. 52 to Rte. 13.						Engineering:	0	2	15	116	0	0	
Route: RT A							R/W:	0	0	0	0	0	0	
Job No.: 7S3183							Construction:	0	0	0	2,019	0	0	
Length: 16.95	MPO: N					Fund Cat: Taking Care Of System	Fed: 1,722	State: 430	Local: 0	FFOS:	0	0	0	0
Sec Cat: Thin Lift Overlay	Awd Date: 2019	Anticipated Fed Cat: S.T.P.				Payments:	0	0	0	0	0	0	0	
TIP #:	Future Cost: 0				Estimate Total: 2,152									
County: St. Clair	Pavement and safety improvements from Bus. 13 to Rte. V.						Engineering:	0	2	2	36	0	0	
Route: RT WW							R/W:	0	0	0	0	0	0	
Job No.: 7S3180							Construction:	0	0	0	599	0	0	
Length: 4.62	MPO: N					Fund Cat: Taking Care Of System	Fed: 512	State: 127	Local: 0	FFOS:	0	0	0	0
Sec Cat: Thin Lift Overlay	Awd Date: 2019	Anticipated Fed Cat: S.T.P.				Payments:	0	0	0	0	0	0	0	
TIP #:	Future Cost: 0				Estimate Total: 639									
County: St. Clair	ADA Transition Plan improvements on Rte. WW (Locust, Second and Chestnut Streets) in Osceola. \$268,000 Statewide Transportation Alternatives funds.						Engineering:	0	2	20	41	0	0	
Route: RT WW							R/W:	0	0	2	0	0	0	
Job No.: 7S3182							Construction:	0	0	0	425	0	0	
Length: 1.05	MPO: N					Fund Cat: Taking Care Of System	Fed: 393	State: 97	Local: 0	FFOS:	0	0	0	0
Sec Cat: N- Ada Trans	Awd Date: 2019	Anticipated Fed Cat: S.T.P.				Payments:	0	0	0	0	0	0	0	
TIP #:	Future Cost: 0				Estimate Total: 490									
County: Stone	Signal improvements at Kissee Avenue in Kimberling City.						Engineering:	8	2	2	2	2	12	
Route: MO 13							R/W:	0	0	0	0	0	0	
Job No.: 8P2391							Construction:	0	0	0	0	0	161	
Length: 0.20	MPO: N					Fund Cat: Taking Care Of System	Fed: 147	State: 34	Local: 0	FFOS:	0	0	0	0
Sec Cat: Systems Operations	Awd Date: 2021	Anticipated Fed Cat: NHPP				Payments:	0	0	0	0	0	0	0	
TIP #:	Future Cost: 0				Estimate Total: 189									
County: Stone	Bridge improvements over Table Rock Lake. Project involves bridge A0588.						Engineering:	0	2	174	394	0	0	
Route: MO 76							R/W:	0	0	0	0	0	0	
Job No.: 7P2228B							Construction:	0	0	0	1,927	0	0	
Length: 0.12	MPO: N					Fund Cat: Taking Care Of System	Fed: 1,999	State: 498	Local: 0	FFOS:	0	0	0	0
Sec Cat: Rehab And Reconst	Awd Date: 2019	Anticipated Fed Cat: NHPP				Payments:	0	0	0	0	0	0	0	
TIP #:	Future Cost: 0				Estimate Total: 2,497									

* Subject to the approval of the Transportation Improvement Plan by the governing Metropolitan Planning Organization.

Jun-13-2016

Section 4 - 21

District Southwest

Dollars in Thousands



2017-2021 Highway and Bridge Construction Schedule

Construction contingency applied to construction cost in the year the project is awarded.

Three percent project growth factor compounded annually is applied to right-of-way and construction costs in program years 2, 3, 4, and 5.

No inflation is applied to the Funding From Other Sources (FFOS) or Payments.

Engineering includes PE costs, CE costs and R/W incidentals.

Construction contingency applied to construction cost in the year the project is awarded. Three percent project growth factor compounded annually is applied to right-of-way and construction costs in program years 2, 3, 4, and 5. No inflation is applied to the Funding From Other Sources (FFOS) or Payments. Engineering includes PE costs, CE costs and R/W incidentals.										STATE FISCAL YEAR PROJECT BUDGETING						
										Prior Prog.	7/2016- 6/2017	7/2017- 6/2018	7/2018- 6/2019	7/2019- 6/2020	7/2020- 6/2021	
County: Stone	Safety improvements on curves near Deerfoot trail east of Cape Fair.									Engineering:	3	12	0	0	0	0
Route: MO 76										R/W:	0	0	0	0	0	0
Job No.: 7P3098										Construction:	0	85	0	0	0	0
Length: 0.23	MPO: N								FFOS:	0	0	0	0	0	0	
Fund Cat: Safety				Fed: 87	State: 10	Local: 0				Payments:	0	0	0	0	0	
Sec Cat: Safety	Awd Date: Fall 16		Anticipated Fed Cat: Safety													
TIP #:	Future Cost: 0			Estimate Total: 100												
County: Stone	Bridge improvements over Goff Creek. Project involves bridge T0979.									Engineering:	0	74	170	0	0	0
Route: RT V										R/W:	0	0	2	0	0	0
Job No.: 7S3151										Construction:	0	0	799	0	0	0
Length: 0.02	MPO: N								FFOS:	0	0	0	0	0	0	
Fund Cat: Taking Care Of System				Fed: 837	State: 208	Local: 0				Payments:	0	0	0	0	0	
Sec Cat: Rehab And Reconst	Awd Date: 2018		Anticipated Fed Cat: NHPP													
TIP #:	Future Cost: 0			Estimate Total: 1,045												
County: Taney	Safety improvements near Silver Creek Road and at Rte. H.									Engineering:	0	36	0	0	0	0
Route: US 160										R/W:	0	0	0	0	0	0
Job No.: 7P3161										Construction:	0	205	0	0	0	0
Length: 0.54	MPO: N								FFOS:	0	0	0	0	0	0	
Fund Cat: Safety				Fed: 217	State: 24	Local: 0				Payments:	0	0	0	0	0	
Sec Cat: Safety	Awd Date: Fall 16		Anticipated Fed Cat: Safety													
TIP #:	Future Cost: 0			Estimate Total: 241												
County: Taney	Pavement and safety improvements on Rte. 176 from Rte. 160 west junction to Rte. 160 east junction and on Rte. EE from Rte. 176 west junction to Rte. 176 east junction.									Engineering:	0	2	3	39	0	0
Route: MO 176										R/W:	0	0	0	0	0	0
Job No.: 7P3142										Construction:	0	0	0	768	0	0
Length: 6.19	MPO: N								FFOS:	0	0	0	0	0	0	
Fund Cat: Taking Care Of System				Fed: 650	State: 162	Local: 0				Payments:	0	0	0	0	0	
Sec Cat: Thin Lift Overlay	Awd Date: 2019		Anticipated Fed Cat: S.T.P.													
TIP #:	Future Cost: 0			Estimate Total: 812												
County: Taney	ADA Transition Plan improvements from Fernvale Avenue to 0.1 mile east of Laughing Lane in Rockaway Beach. \$122,000 Statewide Transportation Alternatives funds.									Engineering:	0	2	32	35	0	0
Route: MO 176										R/W:	0	0	2	0	0	0
Job No.: 7S3152										Construction:	0	0	0	162	0	0
Length: 0.62	MPO: N								FFOS:	0	0	0	122	0	0	
Fund Cat: Taking Care Of System				Fed: 188	State: 45	Local: 0				Payments:	0	0	0	0	0	
Sec Cat: N- Ada Trans	Awd Date: 2019		Anticipated Fed Cat: S.T.P.													
TIP #:	Future Cost: 0			Estimate Total: 233												

* Subject to the approval of the Transportation Improvement Plan by the governing Metropolitan Planning Organization.



2017-2021 Highway and Bridge Construction Schedule

Construction contingency applied to construction cost in the year the project is awarded.

Three percent project growth factor compounded annually is applied to right-of-way and construction costs in program years 2, 3, 4, and 5.

No inflation is applied to the Funding From Other Sources (FFOS) or Payments.

Engineering includes PE costs, CE costs and R/W incidentals.

Construction contingency applied to construction cost in the year the project is awarded. Three percent project growth factor compounded annually is applied to right-of-way and construction costs in program years 2, 3, 4, and 5. No inflation is applied to the Funding From Other Sources (FFOS) or Payments. Engineering includes PE costs, CE costs and R/W incidentals.											STATE FISCAL YEAR PROJECT BUDGETING					
											Prior Prog.	7/2016- 6/2017	7/2017- 6/2018	7/2018- 6/2019	7/2019- 6/2020	7/2020- 6/2021
County: Taney Route: MO 248 Job No.: 7S3090 Length: 2.03 MPO: N Fund Cat: Taking Care Of System Sec Cat: Thin Lift Overlay Awd Date: Fall 16 Anticipated Fed Cat: S.T.P. TIP #: Future Cost: 0 Estimate Total: 783	Pavement improvements from north of Shepherd of the Hills Expressway to Rte. 65 in Branson.					Engineering: 7	52	0	0	0	0					
						R/W: 0	0	0	0	0	0					
						Construction: 0	724	0	0	0	0					
						FFOS: 0	0	0	0	0	0					
						Payments: 0	0	0	0	0	0					
County: Taney Route: MO 465 Job No.: 7P3119 Length: 7.61 MPO: N Fund Cat: Taking Care Of System Sec Cat: Thin Lift Overlay Awd Date: Fall 16 Anticipated Fed Cat: NHPP TIP #: Future Cost: 0 Estimate Total: 3,619	Pavement improvements on the Ozark Mountain Highroad from 0.2 mile west of Rte. 65 to Rte. 76.					Engineering: 0	213	0	0	0	0					
						R/W: 0	0	0	0	0	0					
						Construction: 0	3,406	0	0	0	0					
						FFOS: 0	0	0	0	0	0					
						Payments: 0	0	0	0	0	0					
County: Taney Route: US 65 Job No.: 7P3076 Length: 17.01 MPO: N Fund Cat: Taking Care Of System Sec Cat: Thin Lift Overlay Awd Date: Fall 16 Anticipated Fed Cat: NHPP Federal Oversight TIP #: Future Cost: 0 Estimate Total: 7,468	Pavement improvements from 0.9 mile north of Rte. 465 to the Arkansas State line.					Engineering: 5	436	0	0	0	0					
						R/W: 0	0	0	0	0	0					
						Construction: 0	7,027	0	0	0	0					
						FFOS: 0	0	0	0	0	0					
						Payments: 0	0	0	0	0	0					
County: Taney Route: BU 65 Job No.: 7S3102 Length: 1.38 MPO: N Fund Cat: Taking Care Of System Sec Cat: Thin Lift Overlay Awd Date: Fall 16 Anticipated Fed Cat: S.T.P. TIP #: Future Cost: 0 Estimate Total: 387	Pavement improvements from south of the Lake Taneycomo bridge to 0.2 mile east of Rte. 65. Project involves bridges J0710 and J0774.					Engineering: 0	28	0	0	0	0					
						R/W: 0	0	0	0	0	0					
						Construction: 0	359	0	0	0	0					
						FFOS: 0	0	0	0	0	0					
						Payments: 0	0	0	0	0	0					
County: Taney Route: BU 65 Job No.: 7S3106 Length: 0.53 MPO: N Fund Cat: Taking Care Of System Sec Cat: N- Ada Trans Awd Date: Winter 17 Anticipated Fed Cat: S.T.P. TIP #: Future Cost: 0 Estimate Total: 521	ADA Transition Plan improvements from Rte. BB to 0.1 mile south of St. James Street in Hollister. Project involves bridge J0774. \$324,000 Statewide Transportation Alternatives funds.					Engineering: 0	114	0	0	0	0					
						R/W: 0	2	0	0	0	0					
						Construction: 0	405	0	0	0	0					
						FFOS: 0	324	0	0	0	0					
						Payments: 0	0	0	0	0	0					

* Subject to the approval of the Transportation Improvement Plan by the governing Metropolitan Planning Organization.



2017-2021 Highway and Bridge Construction Schedule

Construction contingency applied to construction cost in the year the project is awarded.

Three percent project growth factor compounded annually is applied to right-of-way and construction costs in program years 2, 3, 4, and 5.

No inflation is applied to the Funding From Other Sources (FFOS) or Payments.

Engineering includes PE costs, CE costs and R/W incidentals.

						STATE FISCAL YEAR PROJECT BUDGETING					
						Prior Prog.	7/2016- 6/2017	7/2017- 6/2018	7/2018- 6/2019	7/2019- 6/2020	7/2020- 6/2021
County: Taney	ADA Transition Plan improvements from west of 6th Street to west of Lake Taneycomo in	Engineering:	48	232	0	0	0	0	0	0	0
Route: MO 76	Branson. \$422,000 Statewide Transportation Alternatives funds.	R/W:	0	2	0	0	0	0	0	0	0
Job No.: 7P2193F		Construction:	0	527	0	0	0	0	0	0	0
Length: 0.84	MPO: N	FFOS:	0	422	0	0	0	0	0	0	0
Fund Cat: Taking Care Of System	Fed: 609 State: 152 Local: 0	Payments:	0	0	0	0	0	0	0	0	0
Sec Cat: N- Ada Trans	Awd Date: Winter 17 Anticipated Fed Cat: S.T.P.										
TIP #: Future Cost: 0 Estimate Total: 809											
County: Taney	Bridge improvements over Kentucky Creek. Project involves bridge X0331.	Engineering:	217	153	0	0	0	0	0	0	0
Route: MO 76		R/W:	0	2	0	0	0	0	0	0	0
Job No.: 7S3087		Construction:	0	1,272	0	0	0	0	0	0	0
Length: 0.07	MPO: N	FFOS:	0	0	0	0	0	0	0	0	0
Fund Cat: Taking Care Of System	Fed: 1,143 State: 284 Local: 0	Payments:	0	0	0	0	0	0	0	0	0
Sec Cat: Rehab And Reconst	Awd Date: Spring 17 Anticipated Fed Cat: NHPP										
TIP #: Future Cost: 0 Estimate Total: 1,644											
County: Taney	Bridge improvements over Beaver Creek. Project involves bridge X0355.	Engineering:	343	174	0	0	0	0	0	0	0
Route: MO 76		R/W:	0	2	0	0	0	0	0	0	0
Job No.: 7S3087B		Construction:	0	1,578	0	0	0	0	0	0	0
Length: 0.10	MPO: N	FFOS:	0	0	0	0	0	0	0	0	0
Fund Cat: Taking Care Of System	Fed: 1,404 State: 350 Local: 0	Payments:	0	0	0	0	0	0	0	0	0
Sec Cat: Rehab And Reconst	Awd Date: Spring 17 Anticipated Fed Cat: NHPP										
TIP #: Future Cost: 0 Estimate Total: 2,097											
County: Taney	Bridge improvements over Caney Creek. Project involves bridge X0354.	Engineering:	244	143	0	0	0	0	0	0	0
Route: MO 76		R/W:	0	2	0	0	0	0	0	0	0
Job No.: 7S3087C		Construction:	0	1,192	0	0	0	0	0	0	0
Length: 0.06	MPO: N	FFOS:	0	0	0	0	0	0	0	0	0
Fund Cat: Taking Care Of System	Fed: 1,071 State: 266 Local: 0	Payments:	0	0	0	0	0	0	0	0	0
Sec Cat: Rehab And Reconst	Awd Date: Spring 17 Anticipated Fed Cat: NHPP										
TIP #: Future Cost: 0 Estimate Total: 1,581											
County: Taney	Pavement and safety improvements from east of Rte. 65 in Branson to Bull Shoals Lake.	Engineering:	11	256	0	0	0	0	0	0	0
Route: MO 76	\$597,000 Open Container Funds.	R/W:	0	0	0	0	0	0	0	0	0
Job No.: 7S3094		Construction:	0	1,813	0	0	0	0	0	0	0
Length: 12.28	MPO: N	FFOS:	0	597	0	0	0	0	0	0	0
Fund Cat: Taking Care Of System	Fed: 1,655 State: 414 Local: 0	Payments:	0	0	0	0	0	0	0	0	0
Sec Cat: Thin Lift Overlay	Awd Date: Fall 16 Anticipated Fed Cat: S.T.P.										
TIP #: Future Cost: 0 Estimate Total: 2,080											

* Subject to the approval of the Transportation Improvement Plan by the governing Metropolitan Planning Organization.



2017-2021 Highway and Bridge Construction Schedule

Construction contingency applied to construction cost in the year the project is awarded.

Three percent project growth factor compounded annually is applied to right-of-way and construction costs in program years 2, 3, 4, and 5.

No inflation is applied to the Funding From Other Sources (FFOS) or Payments.

Engineering includes PE costs, CE costs and R/W incidentals.

Construction contingency applied to construction cost in the year the project is awarded. Three percent project growth factor compounded annually is applied to right-of-way and construction costs in program years 2, 3, 4, and 5. No inflation is applied to the Funding From Other Sources (FFOS) or Payments. Engineering includes PE costs, CE costs and R/W incidentals.										STATE FISCAL YEAR PROJECT BUDGETING					
										Prior Prog.	7/2016- 6/2017	7/2017- 6/2018	7/2018- 6/2019	7/2019- 6/2020	7/2020- 6/2021
County: Taney	Payment to Branson for Phase I multimodal improvements on 76 Country Blvd. from Rte. 376 to 6th St. \$413,000 Statewide Transportation Alternatives, \$387,000 Southwest District. To be let by Branson.				Engineering:	122	89	1	1	1	1				
Route: MO 76					R/W:	0	0	0	0	0	0				
Job No.: 8O2373					Construction:	0	800	0	0	0	0				
Length: 4.74	MPO: N				Fed: 715	State: 178	Local: 0								
Fund Cat: Flexible & Other					Anticipated Fed Cat: S.T.P.	Federal Oversight									
Sec Cat: Enhancements	Awd Date: N/A				Fed: 715	State: 178	Local: 0								
TIP #:	Future Cost: 75,001 - 100,000				Estimate Total: 1,015										
County: Taney	Bridge improvements over Bull Shoals Lake. Project involves bridge F0364.				Engineering:	705	1,506	0	0	0	0				
Route: MO 76					R/W:	173	0	0	0	0	0				
Job No.: 8P2226					Construction:	0	7,357	0	0	0	0				
Length: 0.23	MPO: N				Fed: 7,090	State: 1,773	Local: 0								
Fund Cat: Taking Care Of System					Anticipated Fed Cat: NHPP										
Sec Cat: Rehab And Reconst	Awd Date: Spring 17				Fed: 7,090	State: 1,773	Local: 0								
TIP #:	Future Cost: 0				Estimate Total: 9,741										
County: Taney	Safety improvements at Lakeshore Drive near Hollister.				Engineering:	6	7	0	0	0	0				
Route: MO 76					R/W:	0	0	0	0	0	0				
Job No.: 8P2386					Construction:	0	48	0	0	0	0				
Length: 0.11	MPO: N				Fed: 49	State: 6	Local: 0								
Fund Cat: Safety					Anticipated Fed Cat: Safety										
Sec Cat: Safety	Awd Date: Fall 16				Fed: 49	State: 6	Local: 0								
TIP #:	Future Cost: 0				Estimate Total: 61										
County: Taney	Intersection improvements at Lakeshore Drive near Hollister.				Engineering:	13	6	0	0	0	0				
Route: MO 76					R/W:	0	0	0	0	0	0				
Job No.: 8P2402					Construction:	0	76	0	0	0	0				
Length: 0.06	MPO: N				Fed: 73	State: 9	Local: 0								
Fund Cat: Safety					Anticipated Fed Cat: Safety										
Sec Cat:	Awd Date: Fall 16				Fed: 73	State: 9	Local: 0								
TIP #:	Future Cost: 0				Estimate Total: 95										
County: Taney	Pavement and safety improvements on Rte. T from Rte. 76 to end of route, on Rte. O from Rte. 160 to end of route and on Rte. Y from Rte. 160 to end of route.				Engineering:	0	15	100	0	0	0				
Route: RT T					R/W:	0	0	0	0	0	0				
Job No.: 7S3124					Construction:	0	0	1,955	0	0	0				
Length: 12.14	MPO: N				AC-State: 1,656	State: 414	Local: 0								
Fund Cat: Taking Care Of System					Anticipated Fed Cat: S.T.P.										
Sec Cat: Thin Lift Overlay	Awd Date: Fall 17				AC-State: 1,656	State: 414	Local: 0								
TIP #:	Future Cost: 0				Estimate Total: 2,070										

* Subject to the approval of the Transportation Improvement Plan by the governing Metropolitan Planning Organization.



2017-2021 Highway and Bridge Construction Schedule

Construction contingency applied to construction cost in the year the project is awarded.

Three percent project growth factor compounded annually is applied to right-of-way and construction costs in program years 2, 3, 4, and 5.

No inflation is applied to the Funding From Other Sources (FFOS) or Payments.

Engineering includes PE costs, CE costs and R/W incidentals.

Construction contingency applied to construction cost in the year the project is awarded. Three percent project growth factor compounded annually is applied to right-of-way and construction costs in program years 2, 3, 4, and 5. No inflation is applied to the Funding From Other Sources (FFOS) or Payments. Engineering includes PE costs, CE costs and R/W incidentals.							STATE FISCAL YEAR PROJECT BUDGETING					
							Prior Prog.	7/2016- 6/2017	7/2017- 6/2018	7/2018- 6/2019	7/2019- 6/2020	7/2020- 6/2021
County: Various Route: Various Job No.: 0P3020H Length: 0.00 MPO: N Fund Cat: Safety Sec Cat: Safety TIP #:	Safety projects at various locations in the rural Southwest District. \$1,615,000 from Statewide Open Container funds.						Engineering: 0	0	0	0	0	0
							R/W: 0	0	0	0	0	0
							Construction: 0	0	0	0	1,765	0
							FFOS: 0	0	0	0	1,615	0
							Payments: 0	0	0	0	0	0
County: Various Route: Various Job No.: 0P3021H Length: 0.00 MPO: N Fund Cat: Safety Sec Cat: Safety TIP #:	Safety projects at various locations in the rural Southwest District. \$1,615,000 from Statewide Open Container funds.						Engineering: 0	0	0	0	0	
							R/W: 0	0	0	0	0	0
							Construction: 0	0	0	0	0	1,818
							FFOS: 0	0	0	0	0	1,615
							Payments: 0	0	0	0	0	0
County: Various Route: Various Job No.: 0S3020H Length: 0.00 MPO: N Fund Cat: Taking Care Of System Sec Cat: N- Ada Trans TIP #:	ADA Transition Plan improvements at various locations in the rural Southwest District. \$1,323,000 from Statewide Transportation Alternatives funds.						Engineering: 0	0	0	0	0	
							R/W: 0	0	0	0	0	0
							Construction: 0	0	0	0	1,446	0
							FFOS: 0	0	0	0	1,323	0
							Payments: 0	0	0	0	0	0
County: Various Route: Various Job No.: 0S3021H Length: 0.00 MPO: N Fund Cat: Taking Care Of System Sec Cat: N- Ada Trans TIP #:	ADA Transition Plan improvements at various locations in the rural Southwest District. \$1,323,000 from Statewide Transportation Alternatives funds.						Engineering: 0	0	0	0	0	
							R/W: 0	0	0	0	0	0
							Construction: 0	0	0	0	0	1,489
							FFOS: 0	0	0	0	0	1,323
							Payments: 0	0	0	0	0	0
County: Various Route: Various Job No.: 7P3008 Length: 0.00 MPO: Y Fund Cat: Taking Care Of System Sec Cat: Routine Maintenance TIP #:	Job Order Contracting for guard cable and guardrail repair at various locations in the rural Southwest District.						Engineering: 6	1	1	4	36	
							R/W: 0	0	0	0	0	0
							Construction: 0	0	0	0	557	0
							FFOS: 0	0	0	0	0	0
							Payments: 0	0	0	0	0	0

* Subject to the approval of the Transportation Improvement Plan by the governing Metropolitan Planning Organization.



2017-2021 Highway and Bridge Construction Schedule

Construction contingency applied to construction cost in the year the project is awarded.

Three percent project growth factor compounded annually is applied to right-of-way and construction costs in program years 2, 3, 4, and 5.

No inflation is applied to the Funding From Other Sources (FFOS) or Payments.

Engineering includes PE costs, CE costs and R/W incidentals.

Construction contingency applied to construction cost in the year the project is awarded. Three percent project growth factor compounded annually is applied to right-of-way and construction costs in program years 2, 3, 4, and 5. No inflation is applied to the Funding From Other Sources (FFOS) or Payments. Engineering includes PE costs, CE costs and R/W incidentals.										STATE FISCAL YEAR PROJECT BUDGETING					
										Prior Prog.	7/2016- 6/2017	7/2017- 6/2018	7/2018- 6/2019	7/2019- 6/2020	7/2020- 6/2021
County: Various Route: Various Job No.: 7P3166 Length: 0.00 MPO: N Fund Cat: Taking Care Of System Sec Cat: Preventive Maint Awd Date: Winter 17 TIP #: Future Cost: 0 Estimate Total: 1,903	Chip seal pavement improvements on various routes in the rural Southwest District. \$1,802,000 District Operations budget.				AC-State: 1,522 State: 381 Local: 0	Engineering: 0 R/W: 0 Construction: 0 FFOS: 0 Payments: 0	101 0 1,802 1,802 0	0 0 0 0 0	0 0 0 0 0	0 0 0 0 0					
County: Various Route: Various Job No.: 7P3167 Length: 0.00 MPO: N Fund Cat: Taking Care Of System Sec Cat: Preventive Maint Awd Date: Winter 17 TIP #: Future Cost: 0 Estimate Total: 1,854	Chip seal pavement improvements on various routes in the rural Southwest District. \$1,756,000 District Operations budget.				AC-State: 1,484 State: 370 Local: 0	Engineering: 0 R/W: 0 Construction: 0 FFOS: 0 Payments: 0	98 0 1,756 1,756 0	0 0 0 0 0	0 0 0 0 0	0 0 0 0 0					
County: Various Route: Various Job No.: 7P3175 Length: 0.00 MPO: N Fund Cat: Safety Sec Cat: Safety Awd Date: 2018 TIP #: Future Cost: 0 Estimate Total: 5,922	Safety improvements at various expressway intersections in the rural Southwest District.				Fed: 5,331 State: 591 Local: 0	Engineering: 0 R/W: 0 Construction: 0 FFOS: 0 Payments: 0	2 0 0 0 0	667 0 5,253 0 0	0 0 0 0 0	0 0 0 0 0					
County: Various Route: Various Job No.: 7P3187 Length: 0.00 MPO: Y Fund Cat: Flexible & Other Sec Cat: Regional Awd Date: 2018 TIP #: Future Cost: 0 Estimate Total: 5,997	Intersection improvements at various locations in the rural Southwest District.				Fed: 4,797 State: 1,200 Local: 0	Engineering: 0 R/W: 0 Construction: 0 FFOS: 0 Payments: 0	284 100 0 0 0	360 0 5,253 0 0	0 0 0 0 0	0 0 0 0 0					
County: Various Route: Various Job No.: 7P3188 Length: 0.00 MPO: N Fund Cat: Taking Care Of System Sec Cat: Thin Lift Overlay Awd Date: 2021 TIP #: Future Cost: 0 Estimate Total: 12,118	Pavement improvements on various major routes in the rural Southwest District.				Fed: 9,696 State: 2,422 Local: 0	Engineering: 0 R/W: 0 Construction: 0 FFOS: 0 Payments: 0	2 0 0 0 0	2 0 0 0 0	2 0 0 0 0	92 0 0 0 0					
										540					
											11,480				

* Subject to the approval of the Transportation Improvement Plan by the governing Metropolitan Planning Organization.



2017-2021 Highway and Bridge Construction Schedule

Construction contingency applied to construction cost in the year the project is awarded.

Three percent project growth factor compounded annually is applied to right-of-way and construction costs in program years 2, 3, 4, and 5.

No inflation is applied to the Funding From Other Sources (FFOS) or Payments.

Engineering includes PE costs, CE costs and R/W incidentals.

Construction contingency applied to construction cost in the year the project is awarded. Three percent project growth factor compounded annually is applied to right-of-way and construction costs in program years 2, 3, 4, and 5. No inflation is applied to the Funding From Other Sources (FFOS) or Payments. Engineering includes PE costs, CE costs and R/W incidentals.							STATE FISCAL YEAR PROJECT BUDGETING						
							Prior Prog.	7/2016- 6/2017	7/2017- 6/2018	7/2018- 6/2019	7/2019- 6/2020	7/2020- 6/2021	
County: Various Route: Various Job No.: 7P3190 Length: 0.00 MPO: N Fund Cat: Taking Care Of System Sec Cat: Rehab And Reconst Awd Date: 2021 Anticipated Fed Cat: NHPP TIP #: Future Cost: 0 Estimate Total: 12,740	Bridge improvements on various routes in the rural Southwest District.						Engineering:	0	2	2	2	474	780
							R/W:	0	0	0	0	0	0
							Construction:	0	0	0	0	0	11,480
							FFOS:	0	0	0	0	0	0
							Payments:	0	0	0	0	0	0
County: Various Route: Various Job No.: 7P3191 Length: 0.00 MPO: N Fund Cat: Taking Care Of System Sec Cat: Rehab And Reconst Awd Date: 2020 Anticipated Fed Cat: NHPP TIP #: Future Cost: 0 Estimate Total: 6,205	Bridge improvements on various routes in the rural Southwest District.						Engineering:	0	2	2	237	391	0
							R/W:	0	0	0	0	0	0
							Construction:	0	0	0	0	5,573	0
							FFOS:	0	0	0	0	0	0
							Payments:	0	0	0	0	0	0
County: Various Route: Various Job No.: 7P3193 Length: 0.00 MPO: N Fund Cat: Taking Care Of System Sec Cat: Thin Lift Overlay Awd Date: 2020 Anticipated Fed Cat: NHPP TIP #: Future Cost: 0 Estimate Total: 8,312	Pavement improvements on major routes in the rural Southwest District.						Engineering:	0	2	2	74	432	0
							R/W:	0	0	0	0	0	0
							Construction:	0	0	0	0	7,802	0
							FFOS:	0	0	0	0	0	0
							Payments:	0	0	0	0	0	0
County: Various Route: Various Job No.: 7S3189 Length: 0.00 MPO: N Fund Cat: Taking Care Of System Sec Cat: Thin Lift Overlay Awd Date: 2021 Anticipated Fed Cat: S.T.P. TIP #: Future Cost: 0 Estimate Total: 6,059	Pavement improvements on various minor routes in the rural Southwest District.						Engineering:	0	2	2	2	42	271
							R/W:	0	0	0	0	0	0
							Construction:	0	0	0	0	0	5,740
							FFOS:	0	0	0	0	0	0
							Payments:	0	0	0	0	0	0
County: Various Route: Various Job No.: 8P2240 Length: 0.00 MPO: Y Fund Cat: Taking Care Of System Sec Cat: Routine Maintenance Awd Date: 2018 Anticipated Fed Cat: S.T.P. TIP #: 20HS-14 Future Cost: 0 Estimate Total: 1,823	Job Order Contracting for guard cable and guardrail repair at various locations in the rural Southwest District.						Engineering:	7	2	339	0	0	0
							R/W:	0	0	0	0	0	0
							Construction:	0	0	1,475	0	0	0
							FFOS:	0	0	0	0	0	0
							Payments:	0	0	0	0	0	0

* Subject to the approval of the Transportation Improvement Plan by the governing Metropolitan Planning Organization.



2017-2021 Highway and Bridge Construction Schedule

Transportation Planning

P.O. Box 270
Jefferson City, MO 65102

Construction contingency applied to construction cost in the year the project is awarded.

Three percent project growth factor compounded annually is applied to right-of-way and construction costs in program years 2, 3, 4, and 5.

No inflation is applied to the Funding From Other Sources (FFOS) or Payments.

Engineering includes PE costs, CE costs and R/W incidentals.

Construction contingency applied to construction cost in the year the project is awarded. Three percent project growth factor compounded annually is applied to right-of-way and construction costs in program years 2, 3, 4, and 5. No inflation is applied to the Funding From Other Sources (FFOS) or Payments. Engineering includes PE costs, CE costs and R/W incidentals.											STATE FISCAL YEAR PROJECT BUDGETING					
											Prior Prog.	7/2016- 6/2017	7/2017- 6/2018	7/2018- 6/2019	7/2019- 6/2020	7/2020- 6/2021
County: Vernon Route: IS 49 Job No.: 0I3003X Length: 55.94 MPO: N Fund Cat: Statewide Interstate And Major Bridge Sec Cat: Preventive Maint Awd Date: Winter 17 TIP #: Future Cost: 0 Estimate Total: 161	Job Order Contracting for pavement repair from Rte. 54 in Vernon County to I-44 in Jasper County.					Engineering: 0 R/W: 0 Construction: 0 FFOS: 0 Payments: 0	11	0	0	0	0					
County: Vernon Route: US 54 Job No.: 7P3092 Length: 0.67 MPO: N Fund Cat: Taking Care Of System Sec Cat: Rehab And Reconst Awd Date: Fall 16 TIP #: Future Cost: 0 Estimate Total: 376	Pavement improvements east of Rte. AA.					Engineering: 2 R/W: 0 Construction: 0 FFOS: 0 Payments: 0	43	0	0	0	0					
County: Vernon Route: US 54 Job No.: 7P3132 Length: 5.34 MPO: N Fund Cat: Taking Care Of System Sec Cat: Thin Lift Overlay Awd Date: 2019 TIP #: Future Cost: 0 Estimate Total: 1,889	Pavement improvements on Rte. 54 from Webster Street to I-49 and on Loop 49 through Nevada.					Engineering: 0 R/W: 0 Construction: 0 FFOS: 0 Payments: 0	2	12	91	0	0					
County: Vernon Route: US 54 Job No.: 7P3165 Length: 2.98 MPO: N Fund Cat: Taking Care Of System Sec Cat: N- Ada Trans Awd Date: 2019 TIP #: Future Cost: 0 Estimate Total: 845	ADA Transition Plan improvements at various locations from Webster Street to Woodland Street in Nevada. \$555,000 Statewide Transportation Alternatives funds.					Engineering: 0 R/W: 0 Construction: 0 FFOS: 0 Payments: 0	10	30	69	0	0					
County: Vernon Route: RT B Job No.: 7P2229C Length: 0.32 MPO: N Fund Cat: Taking Care Of System Sec Cat: Preventive Maint Awd Date: Winter 17 TIP #: Future Cost: 0 Estimate Total: 1,072	Preventive maintenance on bridges in Barton, Dade, Jasper and Vernon counties. Project involves bridges L0307, R0016, T0777, N0392, N0741, R0613 and R0043.					Engineering: 0 R/W: 0 Construction: 0 FFOS: 0 Payments: 0	153	0	0	0	0					

* Subject to the approval of the Transportation Improvement Plan by the governing Metropolitan Planning Organization.

Jun-13-2016

Section 4 - 29

District Southwest

Dollars in Thousands



2017-2021 Highway and Bridge Construction Schedule

Transportation Planning

P.O. Box 270
Jefferson City, MO 65102

Construction contingency applied to construction cost in the year the project is awarded.

Three percent project growth factor compounded annually is applied to right-of-way and construction costs in program years 2, 3, 4, and 5.

No inflation is applied to the Funding From Other Sources (FFOS) or Payments.

Engineering includes PE costs, CE costs and R/W incidentals.

Construction contingency applied to construction cost in the year the project is awarded. Three percent project growth factor compounded annually is applied to right-of-way and construction costs in program years 2, 3, 4, and 5. No inflation is applied to the Funding From Other Sources (FFOS) or Payments. Engineering includes PE costs, CE costs and R/W incidentals.							STATE FISCAL YEAR PROJECT BUDGETING					
							Prior Prog.	7/2016- 6/2017	7/2017- 6/2018	7/2018- 6/2019	7/2019- 6/2020	7/2020- 6/2021
County: Vernon Route: RT K Job No.: 7P2228M Length: 0.05 MPO: N Fund Cat: Taking Care Of System Sec Cat: Rehab And Reconst Awd Date: Fall 16 Anticipated Fed Cat: NHPP TIP #: Future Cost: 0 Estimate Total: 1,194	Bridge improvements over the West Fork of Clear Creek. Project involves bridge N0772.						Engineering: 81 R/W: 0 Construction: 0 FFOS: 0 Payments: 0	368 0 745 0 0	0 0 0 0 0	0 0 0 0 0	0 0 0 0 0	
County: Vernon Route: RT N Job No.: 7S0548 Length: 0.05 MPO: N Fund Cat: Taking Care Of System Sec Cat: Rehab And Reconst Awd Date: Fall 17 Anticipated Fed Cat: NHPP TIP #: Future Cost: 0 Estimate Total: 1,029	Bridge improvements over fork of Little Drywood Creek 2.3 miles west of Rte. 71. Project involves bridge R0288.						Engineering: 266 R/W: 10 Construction: 0 FFOS: 0 Payments: 0	40 0 0 0 0	51 0 662 0 0	0 0 0 0 0	0 0 0 0 0	
County: Webster Route: IS 44 Job No.: 0I3003P Length: 20.76 MPO: N Fund Cat: Statewide Interstate And Major Bridge Sec Cat: Preventive Maint Awd Date: Winter 17 Anticipated Fed Cat: NHPP TIP #: Future Cost: 0 Estimate Total: 107	Job Order Contracting for pavement repair in Webster County.						Engineering: 0 R/W: 0 Construction: 0 FFOS: 0 Payments: 0	7 0 100 0 0	0 0 0 0 0	0 0 0 0 0	0 0 0 0 0	
County: Webster Route: IS 44 Job No.: 7I3075 Length: 24.58 MPO: N Fund Cat: Statewide Interstate And Major Bridge Sec Cat: Preventive Maint Awd Date: Fall 16 Anticipated Fed Cat: NHPP TIP #: Future Cost: 0 Estimate Total: 6,764	Pavement improvements on disconnected sections from the Greene County line to 2.3 miles east of Rtes. M and J in Conway.						Engineering: 81 R/W: 0 Construction: 0 FFOS: 0 Payments: 0	486 0 6,197 0 0	0 0 0 0 0	0 0 0 0 0	0 0 0 0 0	
County: Webster Route: IS 44 Job No.: 7I3099 Length: 1.33 MPO: N Fund Cat: Safety Sec Cat: Safety Awd Date: Fall 16 Anticipated Fed Cat: Safety TIP #: Future Cost: 0 Estimate Total: 533	Safety improvements on the eastbound lanes at Rte. B.						Engineering: 22 R/W: 0 Construction: 0 FFOS: 0 Payments: 0	77 0 434 0 0	0 0 0 0 0	0 0 0 0 0	0 0 0 0 0	

* Subject to the approval of the Transportation Improvement Plan by the governing Metropolitan Planning Organization.

Jun-13-2016

Section 4 - 30

District Southwest

Dollars in Thousands



2017-2021 Highway and Bridge Construction Schedule

Construction contingency applied to construction cost in the year the project is awarded.

Three percent project growth factor compounded annually is applied to right-of-way and construction costs in program years 2, 3, 4, and 5.

No inflation is applied to the Funding From Other Sources (FFOS) or Payments.

Engineering includes PE costs, CE costs and R/W incidentals.

Construction contingency applied to construction cost in the year the project is awarded. Three percent project growth factor compounded annually is applied to right-of-way and construction costs in program years 2, 3, 4, and 5. No inflation is applied to the Funding From Other Sources (FFOS) or Payments. Engineering includes PE costs, CE costs and R/W incidentals.							STATE FISCAL YEAR PROJECT BUDGETING						
							Prior Prog.	7/2016-	7/2017-	7/2018-	7/2019-	7/2020-	
								6/2017	6/2018	6/2019	6/2020	6/2021	
County: Webster	Bridge improvements over Finley Creek. Project involves bridge Y0772.						Engineering:	70	273	0	0	0	0
Route: RT BB							R/W:	0	2	0	0	0	0
Job No.: 7P2228J							Construction:	0	546	0	0	0	0
Length: 0.04	MPO: N						FFOS:	0	0	0	0	0	0
Fund Cat: Taking Care Of System	Fed: 657 State: 164 Local: 0						Payments:	0	0	0	0	0	0
Sec Cat: Rehab And Reconst	Awd Date: Winter 17		Anticipated Fed Cat: NHPP										
TIP #:	Future Cost: 0		Estimate Total: 891										
County: Webster	Bridge improvements over the James River and on Rte. B over the James River. Project involves bridges R0345 and X0793.						Engineering:	6	138	142	0	0	0
Route: RT KK							R/W:	0	0	0	0	0	0
Job No.: 7P3044							Construction:	0	0	1,224	0	0	0
Length: 0.11	MPO: N						FFOS:	0	0	0	0	0	0
Fund Cat: Taking Care Of System	Fed: 1,203 State: 301 Local: 0						Payments:	0	0	0	0	0	0
Sec Cat: Rehab And Reconst	Awd Date: Fall 17		Anticipated Fed Cat: NHPP										
TIP #:	Future Cost: 0		Estimate Total: 1,510										
County: Webster	Pavement and safety improvements on Rte. OO from Rte. B to Rte. 38, on Rte. C from Rte. 38 to Rte. 60 and on Rte. BB from Rte. K to Rte. 14 in Douglas County. \$368,000 Open Container funds.						Engineering:	0	2	30	207	0	0
Route: RT OO							R/W:	0	0	0	0	0	0
Job No.: 7S3146							Construction:	0	0	0	3,649	0	0
Length: 24.82	MPO: N						FFOS:	0	0	0	368	0	0
Fund Cat: Taking Care Of System	Fed: 3,111 State: 777 Local: 0						Payments:	0	0	0	0	0	0
Sec Cat: Thin Lift Overlay	Awd Date: 2019		Anticipated Fed Cat: S.T.P.										
TIP #:	Future Cost: 0		Estimate Total: 3,888										
County: Webster	Pavement and safety improvements from Rte. 60 to Rte. U.						Engineering:	0	2	20	0	0	0
Route: RT VV							R/W:	0	0	0	0	0	0
Job No.: 7S3121							Construction:	0	0	375	0	0	0
Length: 3.03	MPO: N						FFOS:	0	0	0	0	0	0
Fund Cat: Taking Care Of System	AC-State: 318 State: 79 Local: 0						Payments:	0	0	0	0	0	0
Sec Cat: Thin Lift Overlay	Awd Date: Fall 17		Anticipated Fed Cat: S.T.P.										
TIP #:	Future Cost: 0		Estimate Total: 397										

* Subject to the approval of the Transportation Improvement Plan by the governing Metropolitan Planning Organization.



2017-2021 Highway and Bridge Construction Schedule

Transportation Planning

P.O. Box 270
Jefferson City, MO 65802

Construction contingency applied to construction cost in the year the project is awarded.
Three percent project growth factor compounded annually is applied to right-of-way and construction costs in program years 2, 3, 4, and 5.
No inflation is applied to the Funding From Other Sources (FFOS) or Payments.
Engineering includes PE costs, CE costs and R/W incidentals.

STATE FISCAL YEAR PROJECT BUDGETING						
	Prior Prog.	7/2016- 6/2017	7/2017- 6/2018	7/2018- 6/2019	7/2019- 6/2020	7/2020- 6/2021
FFOS:	0	7,446	6,208	2,905	3,033	2,938
Total R/W:	4,793	583	37	6	0	0
Total Construction:	0	85,317	83,990	75,722	38,254	32,168
Paybacks:	0	0	0	0	0	0
Sub-Total:	4,793	85,900	84,027	75,728	38,254	32,168
Total Engineering:	15,038	14,449	8,999	5,550	4,314	1,604
Grand Total:	19,831	100,349	93,026	81,278	42,568	33,772

	2017	2018	2019	2020	2021
State	18,394	15,722	13,410	8,321	6,572
AC-State	29,066	25,704	2,296	0	0
Local	0	0	0	0	0
Sub-total State	47,460	41,426	15,706	8,321	6,572
Federal					
Sub-total Federal	52,889	51,600	65,572	34,247	27,200
Grand Total	100,349	93,026	81,278	42,568	33,772

Project Count: 154

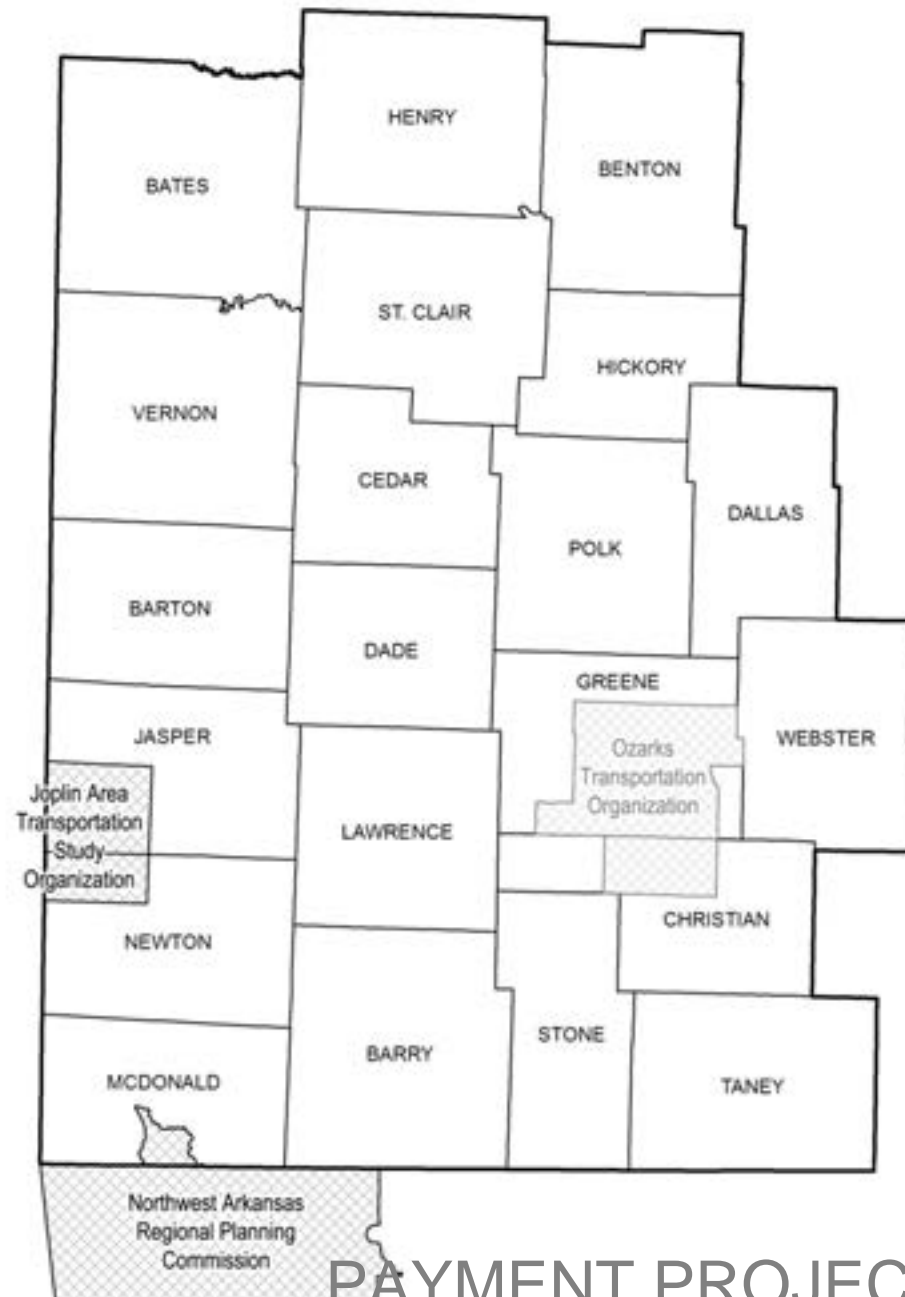
* Subject to the approval of the Transportation Improvement Plan by the governing Metropolitan Planning Organization.

Jun-13-2016

Section 4 - 1

District Southwest

Dollars in Thousands



MoDOT's Southwest District

(Note: The following MoDOT projects are located outside the Springfield Metropolitan Planning area boundary.)

PAYMENT PROJECTS



2017-2021 Highway and Bridge Construction Schedule

Transportation Planning

P.O. Box 270
Jefferson City, MO 65102

Construction contingency applied to construction cost in the year the project is awarded.

Three percent project growth factor compounded annually is applied to right-of-way and construction costs in program years 2, 3, 4, and 5.

No inflation is applied to the Funding From Other Sources (FFOS) or Payments.

Engineering includes PE costs, CE costs and R/W incidentals.

						STATE FISCAL YEAR PROJECT BUDGETING					
						Prior Prog.	7/2016- 6/2017	7/2017- 6/2018	7/2018- 6/2019	7/2019- 6/2020	7/2020- 6/2021
County: Various	Route: Various	Payback beginning in SFY 2008 for Safe and Sound bridges in the rural Southwest District.				Engineering:	0	0	0	0	0
Job No.: 5B0800W	Length: 0.00	MPO: N	Fund Cat: Taking Care Of System	Fed: 0	State: 37,755	R/W:	59	0	0	0	0
Sec Cat: Rehab And Reconst	Awd Date: N/A	Anticipated Fed Cat:	State: 37,755	Local: 0	Estimate Total: 58,086	Construction:	0	0	0	0	0
TIP #: 01HS-16	Future Cost: 75,001 - 100,000	Estimate Total: 58,086	State: 37,755	Local: 0	Estimate Total: 58,086	FFOS:	59	0	0	0	0
						Payments:	20,272	7,551	7,551	7,551	7,551
County: Various	Route: Various	On-call work zone enforcement at various locations in the rural Southwest District.				Engineering:	0	1	3	0	0
Job No.: 713109	Length: 0.00	MPO: Y	Fund Cat: Safety	Fed: 26	State: 2	R/W:	0	0	0	0	0
Sec Cat: Safety	Awd Date: N/A	Anticipated Fed Cat:	State: 2	Local: 0	Estimate Total: 28	Construction:	0	0	0	0	0
TIP #: 01HS-16	Future Cost: 0	Estimate Total: 28	State: 2	Local: 0	Estimate Total: 28	FFOS:	0	0	0	0	0
						Payments:	0	0	24	0	0
County: Various	Route: Various	On-call work zone enforcement at various locations in the rural Southwest District.				Engineering:	0	1	1	3	0
Job No.: 713110	Length: 0.00	MPO: Y	Fund Cat: Safety	Fed: 27	State: 2	R/W:	0	0	0	0	0
Sec Cat: Safety	Awd Date: N/A	Anticipated Fed Cat:	State: 2	Local: 0	Estimate Total: 29	Construction:	0	0	0	0	0
TIP #: 01HS-16	Future Cost: 0	Estimate Total: 29	State: 2	Local: 0	Estimate Total: 29	FFOS:	0	0	0	0	0
						Payments:	0	0	0	24	0
County: Various	Route: Various	On-call work zone enforcement at various locations in the rural Southwest District.				Engineering:	1	3	0	0	0
Job No.: 7P3080	Length: 0.00	MPO: Y	Fund Cat: Safety	Fed: 25	State: 2	R/W:	0	0	0	0	0
Sec Cat: Safety	Awd Date: N/A	Anticipated Fed Cat:	State: 2	Local: 0	Estimate Total: 28	Construction:	0	0	0	0	0
TIP #: 02HS-16	Future Cost: 0	Estimate Total: 28	State: 2	Local: 0	Estimate Total: 28	FFOS:	0	0	0	0	0
						Payments:	0	24	0	0	0
County: Various	Route: Various	Operations and management of Ozarks Traffic ITS in the rural Southwest District.				Engineering:	0	1	0	0	0
Job No.: 7Q3001	Length: 0.00	MPO: Y	Fund Cat: Flexible & Other	Fed: 14	State: 3	R/W:	0	0	0	0	0
Sec Cat: Systems Operations	Awd Date: N/A	Anticipated Fed Cat:	State: 3	Local: 0	Estimate Total: 17	Construction:	0	0	0	0	0
TIP #: 01ITS-14	Future Cost: 0	Estimate Total: 17	State: 3	Local: 0	Estimate Total: 17	FFOS:	0	0	0	0	0
						Payments:	0	16	0	0	0

* Subject to the approval of the Transportation Improvement Plan by the governing Metropolitan Planning Organization.

Jun-13-2016

Section 4 - 1

District Southwest

Dollars in Thousands



2017-2021 Highway and Bridge Construction Schedule

Transportation Planning

P.O. Box 270
Jefferson City, MO 65802

Construction contingency applied to construction cost in the year the project is awarded.

Three percent project growth factor compounded annually is applied to right-of-way and construction costs in program years 2, 3, 4, and 5.

No inflation is applied to the Funding From Other Sources (FFOS) or Payments.

Engineering includes PE costs, CE costs and R/W incidentals.

Construction contingency applied to construction cost in the year the project is awarded. Three percent project growth factor compounded annually is applied to right-of-way and construction costs in program years 2, 3, 4, and 5. No inflation is applied to the Funding From Other Sources (FFOS) or Payments. Engineering includes PE costs, CE costs and R/W incidentals.													STATE FISCAL YEAR PROJECT BUDGETING						
													Prior Prog.	7/2016- 6/2017	7/2017- 6/2018	7/2018- 6/2019	7/2019- 6/2020	7/2020- 6/2021	
County: Various	Operations and management of Ozarks Traffic ITS in the rural Southwest District.												Engineering:	0	1	1	0	0	0
Route: Various													R/W:	0	0	0	0	0	0
Job No.: 7Q3112													Construction:	0	0	0	0	0	0
Length: 0.00	MPO: Y												FFOS:	0	0	0	0	0	0
Fund Cat: Flexible & Other	Fed: 15 State: 3 Local: 0												Payments:	0	0	16	0	0	0
Sec Cat: Systems Operations	Awd Date: N/A Anticipated Fed Cat: S.T.P.																		
TIP #:	Future Cost: 0 Estimate Total: 18																		
County: Various	Operations and management of Ozarks Traffic ITS in the rural Southwest District.												Engineering:	0	1	1	1	0	0
Route: Various													R/W:	0	0	0	0	0	0
Job No.: 7Q3113													Construction:	0	0	0	0	0	0
Length: 0.00	MPO: Y												FFOS:	0	0	0	0	0	0
Fund Cat: Flexible & Other	Fed: 16 State: 3 Local: 0												Payments:	0	0	0	16	0	0
Sec Cat: Systems Operations	Awd Date: N/A Anticipated Fed Cat: S.T.P.																		
TIP #:	Future Cost: 0 Estimate Total: 19																		

* Subject to the approval of the Transportation Improvement Plan by the governing Metropolitan Planning Organization.

Jun-13-2016

Section 4 - 2

District Southwest

Dollars in Thousands



2017-2021 Highway and Bridge Construction Schedule

Transportation Planning

P.O. Box 270
Jefferson City, MO 65802

Construction contingency applied to construction cost in the year the project is awarded.
Three percent project growth factor compounded annually is applied to right-of-way and construction costs in program years 2, 3, 4, and 5.
No inflation is applied to the Funding From Other Sources (FFOS) or Payments.
Engineering includes PE costs, CE costs and R/W incidentals.

STATE FISCAL YEAR PROJECT BUDGETING						
	Prior Prog.	7/2016- 6/2017	7/2017- 6/2018	7/2018- 6/2019	7/2019- 6/2020	7/2020- 6/2021
FFOS:	59	0	0	0	0	0
Total R/W:	59	0	0	0	0	0
Total Construction:	0	0	0	0	0	0
Paybacks:	20,272	7,591	7,591	7,591	7,551	7,551
Sub-Total:	20,331	7,591	7,591	7,591	7,551	7,551
Total Engineering:	1	8	6	4	0	0
Grand Total:	20,332	7,599	7,597	7,595	7,551	7,551
		2017	2018	2019	2020	2021
State		7,556	7,556	7,556	7,551	7,551
AC-State		0	0	0	0	0
Local		0	0	0	0	0
Sub-total State		7,556	7,556	7,556	7,551	7,551
Federal						
Sub-total Federal		43	41	39	0	0
Grand Total		7,599	7,597	7,595	7,551	7,551

Project Count: 7

* Subject to the approval of the Transportation Improvement Plan by the governing Metropolitan Planning Organization.

Jun-13-2016

Section 4 - 1

District Southwest

Dollars in Thousands



2017-2021 Highway and Bridge Construction Schedule

Transportation Planning

P.O. Box 270
Jefferson City, MO 65802

Construction contingency applied to construction cost in the year the project is awarded.
Three percent project growth factor compounded annually is applied to right-of-way and construction costs in program years 2, 3, 4, and 5.

No inflation is applied to the Funding From Other Sources (FFOS) or Payments.

Engineering includes PE costs, CE costs and R/W incidentals.

Southwest NON TMA Total

STATE FISCAL YEAR PROJECT BUDGETING						
	Prior Prog.	7/2016- 6/2017	7/2017- 6/2018	7/2018- 6/2019	7/2019- 6/2020	7/2020- 6/2021
FFOS:	59	7,446	6,208	2,905	3,033	2,938
Total R/W:	4,852	583	37	6	0	0
Total Construction:	0	85,317	83,990	75,722	38,254	32,168
Paybacks:	20,272	7,591	7,591	7,591	7,551	7,551
Sub-Total:	25,124	93,491	91,618	83,319	45,805	39,719
Total Engineering:	15,039	14,457	9,005	5,554	4,314	1,604
Grand Total:	40,163	107,948	100,623	88,873	50,119	41,323

	2017	2018	2019	2020	2021
State	25,950	23,278	20,966	15,872	14,123
AC-State	29,066	25,704	2,296	0	0
Local	0	0	0	0	0
Sub-total State	55,016	48,982	23,262	15,872	14,123

Federal					
Sub-total Federal	52,932	51,641	65,611	34,247	27,200
Grand Total	107,948	100,623	88,873	50,119	41,323

Project Count: 161

* Subject to the approval of the Transportation Improvement Plan by the governing Metropolitan Planning Organization.

Jun-13-2016

Section 4 - 1

District Southwest

Dollars in Thousands

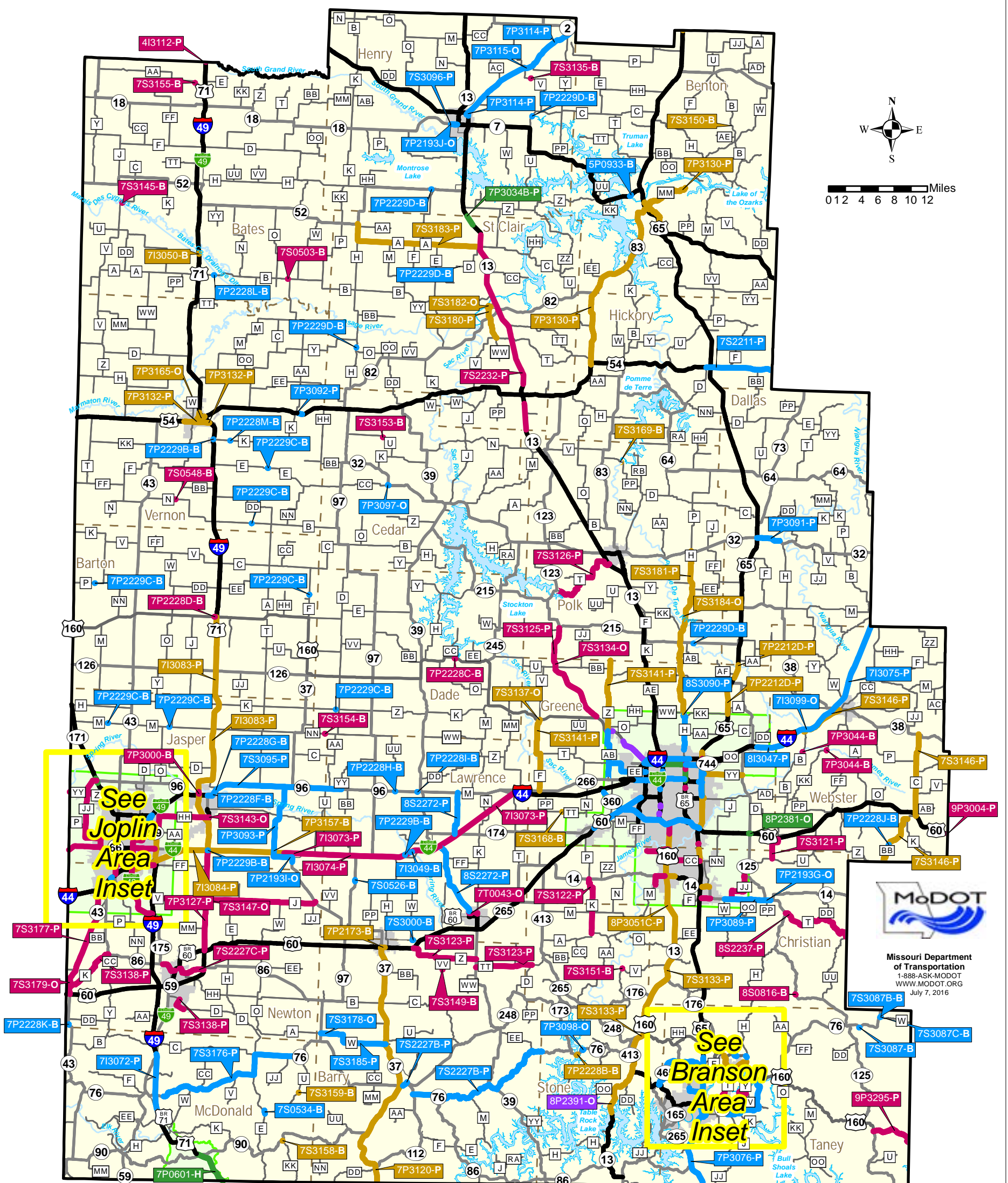
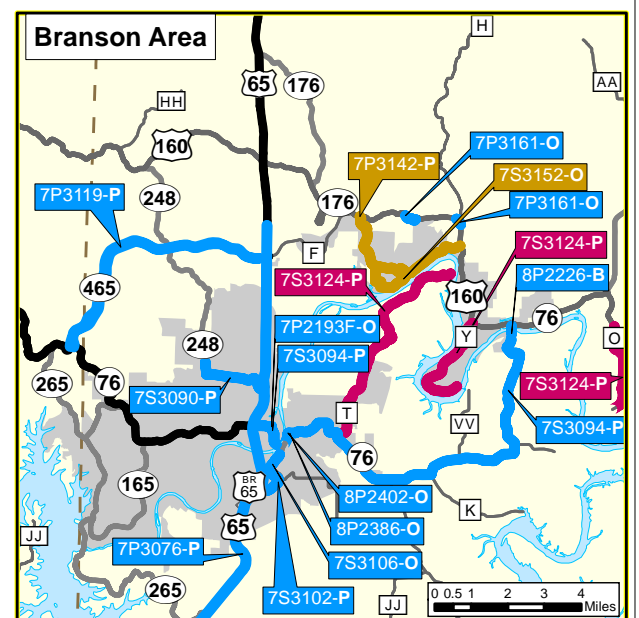
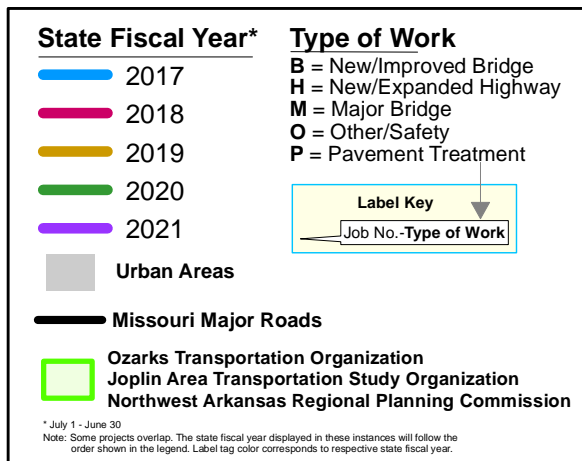
District Program Summary
Southwest (Rural)
(Dollars in Millions)

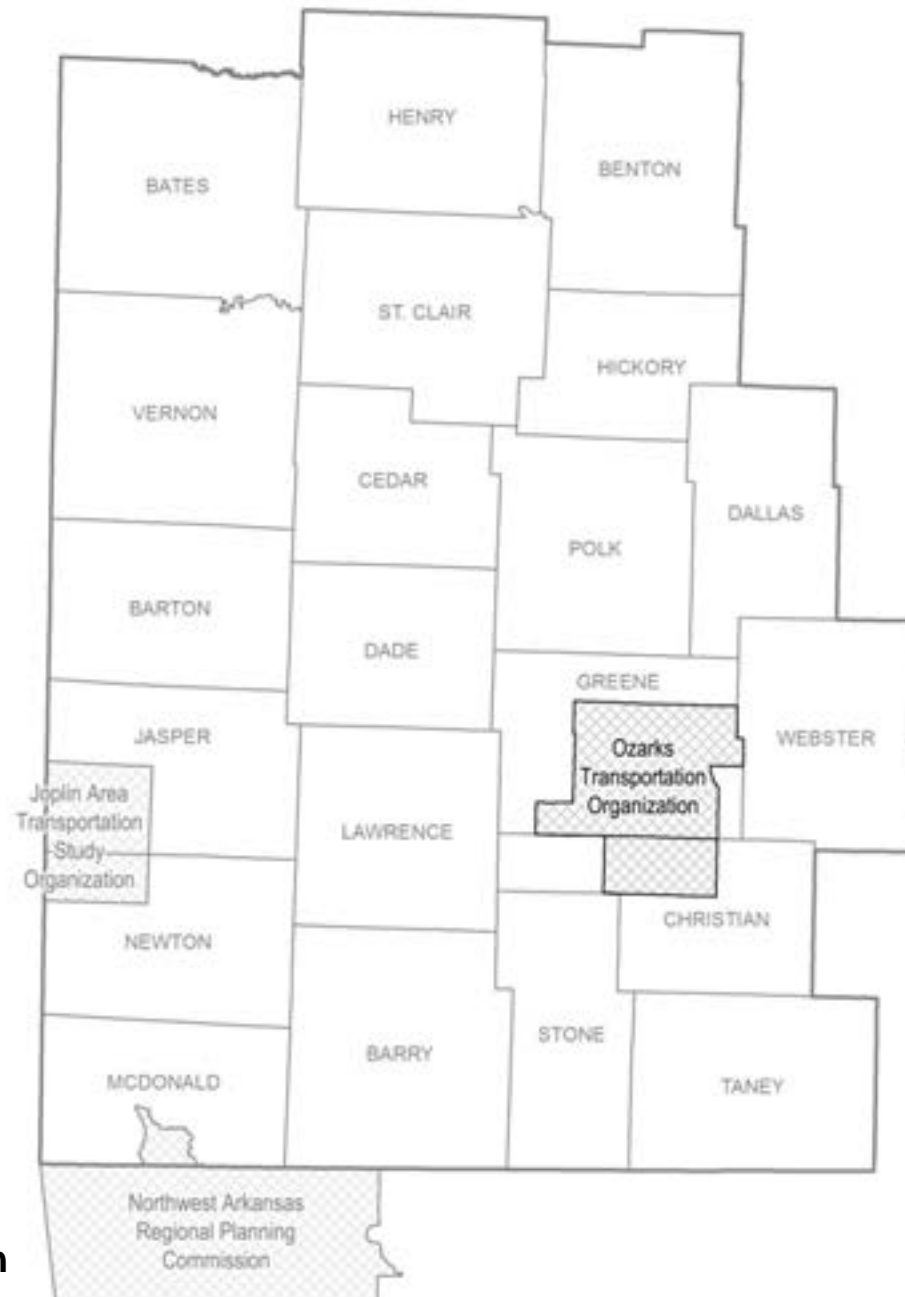
Amounts include construction and right of way, excludes engineering.

State Fiscal Year	2017	2018	2019	2020	2021
Statewide Interstate And Major Bridge - Available					
Statewide Interstate And Major Bridge - FFOS	0.000	0.000	0.000	0.000	0.000
Statewide Interstate And Major Bridge - Fund Transfers	9.310	17.627	0.000	0.000	0.000
Statewide Interstate And Major Bridge - Carryover	-4.153	0.000	0.000	0.000	0.000
Award and Completed Project Adjustments	0.000	0.000	0.000	0.000	0.000
Statewide Interstate And Major Bridge - Total Available	5.157	17.627	0.000	0.000	0.000
Statewide Interstate And Major Bridge - Programmed	9.310	19.874	0.000	0.000	0.000
Safety - Available	2.629	2.831	2.767	2.829	2.808
Safety - FFOS	0.205	2.795	0.000	1.710	1.615
Safety - Fund Transfers	-3.881	0.290	-1.619	-0.148	0.000
Safety - Carryover	4.826	0.000	0.000	0.000	0.000
Award and Completed Project Adjustments	-0.410	0.200	0.290	0.020	0.000
Safety - Total Available	3.369	6.116	1.438	4.411	4.423
Safety - Programmed	1.226	10.270	0.024	1.869	1.818
Taking Care Of System - Available	30.229	32.889	32.644	33.388	33.134
Taking Care Of System - FFOS	6.828	3.413	2.905	1.323	1.323
Taking Care Of System - Fund Transfers	57.582	33.610	50.966	0.000	0.000
Taking Care Of System - Carryover	-11.395	0.000	0.000	0.000	0.000
Award and Completed Project Adjustments	0.600	-0.670	0.240	-1.937	0.000
Taking Care Of System - Total Available	83.844	69.242	86.755	32.774	34.457
Taking Care Of System - Programmed	82.039	56.206	83.283	23.789	37.901
Flexible & Other - Available					
Flexible & Other - FFOS	0.413	0.000	0.000	0.000	0.000
Flexible & Other - Fund Transfers	0.503	5.116	0.016	0.000	0.000
Flexible & Other - Carryover	-1.788	0.000	0.000	0.000	0.000
Award and Completed Project Adjustments	-1.730	-1.500	1.130	-3.878	0.000
Flexible & Other - Total Available	-2.602	3.616	1.146	-3.878	0.000
Flexible & Other - Programmed	0.916	5.269	0.016	0.000	0.000
Statewide Major Projects & Emerging Needs - Available					
Statewide Major Projects & Emerging Needs - FFOS	0.000	0.000	0.000	0.000	0.000
Statewide Major Projects & Emerging Needs - Fund Transfers	0.000	0.000	0.000	0.000	0.000
Statewide Major Projects & Emerging Needs - Carryover	8.440	0.000	0.000	0.000	0.000
Award and Completed Project Adjustments	0.000	0.000	0.000	0.000	0.000
Statewide Major Projects & Emerging Needs - Total Available	8.440	0.000	0.000	0.000	0.000
Statewide Major Projects & Emerging Needs - Programmed	0.000	0.000	0.000	0.000	0.000
Statewide Amendment 3 - Available					
Statewide Amendment 3 - FFOS	0.000	0.000	0.000	0.000	0.000
Statewide Amendment 3 - Fund Transfers	0.000	0.000	0.000	18.437	0.000
Statewide Amendment 3 - Carryover	-4.940	0.000	0.000	0.000	0.000
Award and Completed Project Adjustments	0.000	0.000	0.000	0.000	0.000
Statewide Amendment 3 - Total Available	-4.940	0.000	0.000	18.437	0.000
Statewide Amendment 3 - Programmed	0.000	0.000	0.000	20.147	0.000
Total Categorized Funding Available by SFY	93.268	96.601	89.339	51.744	38.880
Total Flexible Funds Available	0.000	1.118	2.022	40.604	43.269
Adjustments	-1.540	-1.970	1.660	-5.795	0.000
Carryovers	-9.010				
Total Available by SFY	93.268	97.719	91.361	92.348	82.149
Total Programmed by SFY	93.491	91.619	83.323	45.805	39.719

*Note: Three percent inflation compounded annually applied to program years 2018 - 2021
Two percent construction contingency applied to construction.*

Highway and Bridge Construction Projects





**MoDOT's Southwest District
TMA: Ozarks Transportation Organization**

(Note: The following MoDOT projects are located inside the Springfield Metropolitan Planning area boundary.)

PROJECT DESCRIPTION KEY

2017-2021 Highway and Bridge Construction Schedule

Construction contingency applied to construction cost in the year the project is awarded.

Three percent project growth factor compounded annually is applied to right-of-way and construction in program years 2, 3, 4, and 5.

No inflation is applied to the Funding From Other Sources (FFOS) or Payments.

Engineering includes PE costs, CE costs, and R/W incidentals.

						STATE FISCAL YEAR PROJECT BUDGETING					
						Prior Prog.	7/2016 6/2017	7/2017 6/2018	7/2018 6/2019	7/2019 6/2020	7/2020 6/2021
County:	XXXXXXXXXXXXXXXXXXXXXXXXXXXXXXXXXXXX	Engineering:	99	9	0	0	0	0	0	0	0
Route:	XXXXXXXXXXXXXXXXXXXXXXXXXXXXXXXXXXXX	R/W:	0	0	99	0	0	0	0	0	0
Job No.:		Construction:	0	0	0	999	0	0	0	0	0
Length:	MPO:										
Fund Cat:	Fed:			State:	Local:						
Sec Cat:	Award Date	Anticipated Fed Cat:		Federal Oversight							
TIP#	Future Cost:	Estimate Total:									
			0	0	0	99	0	0	99	0	0
			0	99	0	0	0	0	0	0	0

Anticipated Federal Funding Category^

Estimated cost range beyond 2021.

Date project is to be awarded to begin construction (Season and calendar year for 2016 & 2017. SFY only beyond 2017).

Metropolitan Planning Organization (Y/N).

Project description and location.

County location of project.

Route location of project.

Project number used to track project costs.

Total length in 1/100 miles.

Primary Funding Category.*

Secondary Funding Category.**

Transportation Improvement Plan

Projects with full oversight by the Federal Highway Administration.

Total project cost estimate.

Federal, Advanced CN-State, State and Local share of project costs.

Dollars programmed in previous STIPs.

Dollars funded from other sources.

Dollars for construction, utilities and

Dollars for right-of-way (land acquisition).

Dollars to be paid back for accelerating the project or payments to others.

Dollars for engineering that include preliminary engineering, construction engineering and right-of-way incidentals.

*Primary Funding Category:

Take Care of System
Statewide Interstate & Major Bridge
Safety
Statewide Safety
Flexible & Other
Amendment 3

**Secondary Funding Category:

Enhancements
Low Type Resurfacing
N - Ada Trans (ADA Transition Plan)
Preventive Maint (Preventive Maintenance)
Regional
Rehab And Reconst (Rehabilitation and Reconstruction)
Routine Maintenance
Safety
Systems Operations
Thin Lift Overlay
Urban Safety

^Anticipated Federal Funding Category:

CMAQ - Congestion Mitigation and Air Quality.

* Usually 80% Federal & 20% State funds.

Earmark - usually 80% Federal & 20% State funds.

NHFP - National Highway Freight Program.

* Usually 80% Federal & 20% State funds.

NHPP - National Highway Performance Program.

* Usually 80% Federal & 20% State funds.

* Sometimes 90% Federal & 10% State funds.

Safety - usually 90% Federal & 10% State funds.

State - No federal funds, state only funded.

STP - Surface Transportation Block Grant Program.

* Usually 80% Federal & 20% State funds.

(All Costs in Thousands)



2017-2021 Highway and Bridge Construction Schedule

Construction contingency applied to construction cost in the year the project is awarded.

Three percent project growth factor compounded annually is applied to right-of-way and construction costs in program years 2, 3, 4, and 5.

No inflation is applied to the Funding From Other Sources (FFOS) or Payments.

Engineering includes PE costs, CE costs and R/W incidentals.

Construction contingency applied to construction cost in the year the project is awarded. Three percent project growth factor compounded annually is applied to right-of-way and construction costs in program years 2, 3, 4, and 5. No inflation is applied to the Funding From Other Sources (FFOS) or Payments. Engineering includes PE costs, CE costs and R/W incidentals.							STATE FISCAL YEAR PROJECT BUDGETING					
							Prior Prog.	7/2016- 6/2017	7/2017- 6/2018	7/2018- 6/2019	7/2019- 6/2020	7/2020- 6/2021
County: Christian Route: MO 14 Job No.: 8P0588H Length: 0.85 MPO: Y Fund Cat: Flexible & Other												

* Subject to the approval of the Transportation Improvement Plan by the governing Metropolitan Planning Organization.



2017-2021 Highway and Bridge Construction Schedule

Transportation Planning

P.O. Box 270
Jefferson City, MO 65102

Construction contingency applied to construction cost in the year the project is awarded.

Three percent project growth factor compounded annually is applied to right-of-way and construction costs in program years 2, 3, 4, and 5.

No inflation is applied to the Funding From Other Sources (FFOS) or Payments.

Engineering includes PE costs, CE costs and R/W incidentals.

Construction contingency applied to construction cost in the year the project is awarded. Three percent project growth factor compounded annually is applied to right-of-way and construction costs in program years 2, 3, 4, and 5. No inflation is applied to the Funding From Other Sources (FFOS) or Payments. Engineering includes PE costs, CE costs and R/W incidentals.										STATE FISCAL YEAR PROJECT BUDGETING					
										Prior Prog.	7/2016- 6/2017	7/2017- 6/2018	7/2018- 6/2019	7/2019- 6/2020	7/2020- 6/2021
County: Christian Route: US 65 Job No.: 8P0605H Length: 1.46 MPO: Y Fund Cat: Flexible & Other															

* Subject to the approval of the Transportation Improvement Plan by the governing Metropolitan Planning Organization.



2017-2021 Highway and Bridge Construction Schedule

Transportation Planning

P.O. Box 270
Jefferson City, MO 65102

Construction contingency applied to construction cost in the year the project is awarded.

Three percent project growth factor compounded annually is applied to right-of-way and construction costs in program years 2, 3, 4, and 5.

No inflation is applied to the Funding From Other Sources (FFOS) or Payments.

Engineering includes PE costs, CE costs and R/W incidentals.

Construction contingency applied to construction cost in the year the project is awarded. Three percent project growth factor compounded annually is applied to right-of-way and construction costs in program years 2, 3, 4, and 5. No inflation is applied to the Funding From Other Sources (FFOS) or Payments. Engineering includes PE costs, CE costs and R/W incidentals.							STATE FISCAL YEAR PROJECT BUDGETING					
							Prior Prog.	7/2016- 6/2017	7/2017- 6/2018	7/2018- 6/2019	7/2019- 6/2020	7/2020- 6/2021
County: Christian Route: RT M Job No.: 8S3075 Length: 1.07 MPO: Y Fund Cat: Taking Care Of System Sec Cat: Thin Lift Overlay TIP #: 	Pavement improvements from Rte. 14 to Butterfield Road in Nixa. Awd Date: Fall 17 Anticipated Fed Cat: S.T.P. Future Cost: 0 Estimate Total: 296	Engineering: R/W: Construction: FFOS: Payments:	0 0 0 0 0 0	2 0 0 0 0 0	15 0 279 0 0 0	0 0 0 0 0 0						
County: Greene Route: MO 13 Job No.: 8P2390 Length: 0.40 MPO: Y Fund Cat: Taking Care Of System Sec Cat: Systems Operations TIP #: SP1401	Signal improvements on Kansas Expressway at Sunset Street and Walnut Lawn Street in Springfield. Awd Date: 2021 Anticipated Fed Cat: NHPP Future Cost: 0 Estimate Total: 613	Engineering: R/W: Construction: FFOS: Payments:	36 0 0 0 0 0	2 0 0 0 0 0	2 0 0 0 0 0	7 0 0 0 0 0						
County: Greene Route: MO 13 Job No.: 8P3007D Length: 0.32 MPO: Y Fund Cat: Flexible & Other Sec Cat: Regional TIP #: 	Pedestrian crossing safety improvements at Rte. 13 (Kansas Expressway) and Grand Street and at Rte. 160 (West Bypass) and Loop 44 (Chestnut Expressway). \$128,000 Statewide Transportation Alternatives funds. Awd Date: Winter 17 Anticipated Fed Cat: S.T.P. Future Cost: 0 Estimate Total: 457	Engineering: R/W: Construction: FFOS: Payments:	0 0 0 0 0 0	150 2 305 128 0 0	0 0 0 0 0 0	0 0 0 0 0 0						
County: Greene Route: MO 13 Job No.: 8S3063 Length: 0.15 MPO: Y Fund Cat: Safety Sec Cat: Safety TIP #: 	Safety improvements on the southbound lanes north of Division Street in Springfield. Awd Date: Fall 16 Anticipated Fed Cat: Safety Future Cost: 0 Estimate Total: 59	Engineering: R/W: Construction: FFOS: Payments:	2 0 0 0 0 0	7 0 50 0 0 0	0 0 0 0 0 0	0 0 0 0 0 0						
County: Greene Route: US 160 Job No.: 8P0601B Length: 3.44 MPO: Y Fund Cat: Flexible & Other Sec Cat: System Expansion TIP #: 	Roadway improvements from 0.3 mile west of County Road 94 to 0.4 mile west of I-44. Awd Date: 2021 Anticipated Fed Cat: S.T.P. Future Cost: 0 Estimate Total: 9,034	Engineering: R/W: Construction: FFOS: Payments:	0 0 0 0 0 0	10 0 0 0 0 0	10 0 0 0 0 0	100 0 0 0 0 0						

* Subject to the approval of the Transportation Improvement Plan by the governing Metropolitan Planning Organization.



2017-2021 Highway and Bridge Construction Schedule

Transportation Planning

P.O. Box 270
Jefferson City, MO 65102

Construction contingency applied to construction cost in the year the project is awarded.

Three percent project growth factor compounded annually is applied to right-of-way and construction costs in program years 2, 3, 4, and 5.

No inflation is applied to the Funding From Other Sources (FFOS) or Payments.

Engineering includes PE costs, CE costs and R/W incidentals.

Construction contingency applied to construction cost in the year the project is awarded. Three percent project growth factor compounded annually is applied to right-of-way and construction costs in program years 2, 3, 4, and 5. No inflation is applied to the Funding From Other Sources (FFOS) or Payments. Engineering includes PE costs, CE costs and R/W incidentals.							STATE FISCAL YEAR PROJECT BUDGETING					
							Prior Prog.	7/2016- 6/2017	7/2017- 6/2018	7/2018- 6/2019	7/2019- 6/2020	7/2020- 6/2021
County: Greene Route: US 160 Job No.: 8P2389 Length: 0.40 MPO: Y Fund Cat: Taking Care Of System												

* Subject to the approval of the Transportation Improvement Plan by the governing Metropolitan Planning Organization.



2017-2021 Highway and Bridge Construction Schedule

Transportation Planning

P.O. Box 270
Jefferson City, MO 65102

Construction contingency applied to construction cost in the year the project is awarded.

Three percent project growth factor compounded annually is applied to right-of-way and construction costs in program years 2, 3, 4, and 5.

No inflation is applied to the Funding From Other Sources (FFOS) or Payments.

Engineering includes PE costs, CE costs and R/W incidentals.

Construction contingency applied to construction cost in the year the project is awarded. Three percent project growth factor compounded annually is applied to right-of-way and construction costs in program years 2, 3, 4, and 5. No inflation is applied to the Funding From Other Sources (FFOS) or Payments. Engineering includes PE costs, CE costs and R/W incidentals.							STATE FISCAL YEAR PROJECT BUDGETING					
							Prior Prog.	7/2016- 6/2017	7/2017- 6/2018	7/2018- 6/2019	7/2019- 6/2020	7/2020- 6/2021
County: Greene Route: IS 44 Job No.: 8I3047 Length: 1.50 MPO: Y Fund Cat: Statewide Interstate And Major Bridge Sec Cat: Preventive Maint Awd Date: Fall 16 Anticipated Fed Cat: NHPP TIP #: GR1602 Future Cost: 0 Estimate Total: 386	Engineering: R/W: Construction: FFOS: Payments:	5 0 0 0 0 0	31 0 350 0 0 0	0 0 0 0 0 0	0 0 0 0 0 0	0 0 0 0 0 0						
County: Greene Route: IS 44 Job No.: 8I3055 Length: 5.69 MPO: Y Fund Cat: Safety Sec Cat: Safety Awd Date: Winter 17 Anticipated Fed Cat: Safety TIP #: Future Cost: 0 Estimate Total: 2,166	Engineering: R/W: Construction: FFOS: Payments:	174 0 0 0 0 0	149 0 1,843 0 0 0	0 0 0 0 0 0	0 0 0 0 0 0	0 0 0 0 0 0						
County: Greene Route: LP 44 Job No.: 8P3050B Length: 2.66 MPO: Y Fund Cat: Taking Care Of System Sec Cat: Thin Lift Overlay Awd Date: 2020 Anticipated Fed Cat: NHPP TIP #: Future Cost: 0 Estimate Total: 793	Engineering: R/W: Construction: FFOS: Payments:	0 0 0 0 0 0	2 0 0 0 0 0	2 0 0 0 0 0	3 0 0 0 0 0	48 0 738 0 0 0						
County: Greene Route: LP 44 Job No.: 8S3060 Length: 5.23 MPO: Y Fund Cat: Taking Care Of System Sec Cat: Thin Lift Overlay Awd Date: Fall 16 Anticipated Fed Cat: NHPP TIP #: Future Cost: 0 Estimate Total: 1,833	Engineering: R/W: Construction: FFOS: Payments:	7 0 0 0 0 0	132 0 1,694 0 0 0	0 0 0 0 0 0	0 0 0 0 0 0	0 0 0 0 0 0						
County: Greene Route: LP 44 Job No.: 8S3061 Length: 0.48 MPO: Y Fund Cat: Taking Care Of System Sec Cat: Rehab And Reconst Awd Date: Fall 17 Anticipated Fed Cat: NHPP TIP #: Future Cost: 0 Estimate Total: 3,349	Engineering: R/W: Construction: FFOS: Payments:	13 0 0 0 0 0	252 0 0 2,837 0 0	220 27 0 0 0 0	0 0 0 0 0 0	0 0 0 0 0 0						

* Subject to the approval of the Transportation Improvement Plan by the governing Metropolitan Planning Organization.



2017-2021 Highway and Bridge Construction Schedule

Transportation Planning

P.O. Box 270
Jefferson City, MO 65102

Construction contingency applied to construction cost in the year the project is awarded.

Three percent project growth factor compounded annually is applied to right-of-way and construction costs in program years 2, 3, 4, and 5.

No inflation is applied to the Funding From Other Sources (FFOS) or Payments.

Engineering includes PE costs, CE costs and R/W incidentals.

Construction contingency applied to construction cost in the year the project is awarded. Three percent project growth factor compounded annually is applied to right-of-way and construction costs in program years 2, 3, 4, and 5. No inflation is applied to the Funding From Other Sources (FFOS) or Payments. Engineering includes PE costs, CE costs and R/W incidentals.							STATE FISCAL YEAR PROJECT BUDGETING					
							Prior Prog.	7/2016- 6/2017	7/2017- 6/2018	7/2018- 6/2019	7/2019- 6/2020	7/2020- 6/2021
County: Greene Route: LP 44 Job No.: 8S3062 Length: 0.14 MPO: Y Fund Cat: Safety												

* Subject to the approval of the Transportation Improvement Plan by the governing Metropolitan Planning Organization.



2017-2021 Highway and Bridge Construction Schedule

Construction contingency applied to construction cost in the year the project is awarded.

Three percent project growth factor compounded annually is applied to right-of-way and construction costs in program years 2, 3, 4, and 5.

No inflation is applied to the Funding From Other Sources (FFOS) or Payments.

Engineering includes PE costs, CE costs and R/W incidentals.

Construction contingency applied to construction cost in the year the project is awarded. Three percent project growth factor compounded annually is applied to right-of-way and construction costs in program years 2, 3, 4, and 5. No inflation is applied to the Funding From Other Sources (FFOS) or Payments. Engineering includes PE costs, CE costs and R/W incidentals.							STATE FISCAL YEAR PROJECT BUDGETING					
							Prior Prog.	7/2016- 6/2017	7/2017- 6/2018	7/2018- 6/2019	7/2019- 6/2020	7/2020- 6/2021
County: Greene Route: OR 65 Job No.: 8P0850B Length: 0.21 MPO: Y Fund Cat: Flexible & Other												

* Subject to the approval of the Transportation Improvement Plan by the governing Metropolitan Planning Organization.



2017-2021 Highway and Bridge Construction Schedule

Transportation Planning

P.O. Box 270
Jefferson City, MO 65802

Construction contingency applied to construction cost in the year the project is awarded.

Three percent project growth factor compounded annually is applied to right-of-way and construction costs in program years 2, 3, 4, and 5.

No inflation is applied to the Funding From Other Sources (FFOS) or Payments.

Engineering includes PE costs, CE costs and R/W incidentals.

						STATE FISCAL YEAR PROJECT BUDGETING					
						Prior Prog.	7/2016- 6/2017	7/2017- 6/2018	7/2018- 6/2019	7/2019- 6/2020	7/2020- 6/2021
County: Greene	Guardrail improvements from Rte. 744 (Kearney Street) to 0.3 mile north of Rte. D (Sunshine Street).					Engineering:	0	71	0	0	0
Route: US 65						R/W:	0	0	0	0	0
Job No.: 8P3079						Construction:	0	405	0	0	0
Length: 3.71	MPO: Y					FFOS:	0	0	0	0	0
Fund Cat: Taking Care Of System					Fed: 381 State: 95 Local: 0	Payments:	0	0	0	0	0
Sec Cat: Routine Maintenance	Awd Date: Winter 17	Anticipated Fed Cat: NHPP									
TIP #:	Future Cost: 0				Estimate Total: 476						
County: Greene	Guardrail improvements from 0.1 mile north of Valley Water Mill Road to Rte. 744 (Kearney Street) and from 0.3 mile north of Rte. D (Sunshine Street) to Rte. 60.					Engineering:	0	2	29	58	0
Route: US 65						R/W:	0	0	0	0	0
Job No.: 8P3079B						Construction:	0	0	0	485	0
Length: 5.44	MPO: Y					FFOS:	0	0	0	0	0
Fund Cat: Taking Care Of System					Fed: 460 State: 114 Local: 0	Payments:	0	0	0	0	0
Sec Cat: Routine Maintenance	Awd Date: 2019	Anticipated Fed Cat: S.T.P.									
TIP #:	Future Cost: 0				Estimate Total: 574						
County: Greene	Pavement improvements from 0.1 mile north of Valley Water Mill Road to Rte. 744 (Kearney Street) and from 0.5 mile south of Rte. D (Sunshine Street) to Rte. 60 (James River Freeway).					Engineering:	0	10	160	563	0
Route: US 65						R/W:	0	0	0	0	0
Job No.: 8P3080						Construction:	0	0	0	9,776	0
Length: 4.68	MPO: Y					FFOS:	0	0	0	0	0
Fund Cat: Taking Care Of System					Fed: 8,407 State: 2,102 Local: 0	Payments:	0	0	0	0	0
Sec Cat: Rehab And Reconst	Awd Date: 2019	Anticipated Fed Cat: NHPP Federal Oversight									
TIP #:	Future Cost: 0				Estimate Total: 10,509						
County: Greene	Pavement improvements from Bus. 65 (Chestnut Expressway) to south of Bennett Street.					Engineering:	0	357	0	0	0
Route: US 65						R/W:	0	0	0	0	0
Job No.: 8P3081						Construction:	0	4,482	0	0	0
Length: 1.55	MPO: Y					FFOS:	0	0	0	0	0
Fund Cat: Taking Care Of System					Fed: 3,871 State: 968 Local: 0	Payments:	0	0	0	0	0
Sec Cat: Rehab And Reconst	Awd Date: Winter 17	Anticipated Fed Cat: NHPP									
TIP #:	Future Cost: 0				Estimate Total: 4,839						
County: Greene	ADA Transition Plan improvements on Eastgate Ave from Rte YY (Division St) to Sunshine St and on Rte YY from Cooper Blvd to Farm Rd 185 in Springfield and on Rte Z from 0.1 mile n/o Long Dr to 0.1 mile s/o Willey St in Willard. \$300,000 Statewide Trans. Alts. funds.					Engineering:	0	2	89	90	0
Route: OR 65						R/W:	0	0	2	0	0
Job No.: 8S3078						Construction:	0	0	0	431	0
Length: 3.44	MPO: Y					FFOS:	0	0	0	300	0
Fund Cat: Taking Care Of System					Fed: 492 State: 122 Local: 0	Payments:	0	0	0	0	0
Sec Cat: N- Ada Trans	Awd Date: 2019	Anticipated Fed Cat: S.T.P.									
TIP #:	Future Cost: 0				Estimate Total: 614						

* Subject to the approval of the Transportation Improvement Plan by the governing Metropolitan Planning Organization.



2017-2021 Highway and Bridge Construction Schedule

Transportation Planning

P.O. Box 270
Jefferson City, MO 65102

Construction contingency applied to construction cost in the year the project is awarded.

Three percent project growth factor compounded annually is applied to right-of-way and construction costs in program years 2, 3, 4, and 5.

No inflation is applied to the Funding From Other Sources (FFOS) or Payments.

Engineering includes PE costs, CE costs and R/W incidentals.

Construction contingency applied to construction cost in the year the project is awarded. Three percent project growth factor compounded annually is applied to right-of-way and construction costs in program years 2, 3, 4, and 5. No inflation is applied to the Funding From Other Sources (FFOS) or Payments. Engineering includes PE costs, CE costs and R/W incidentals.							STATE FISCAL YEAR PROJECT BUDGETING					
							Prior Prog.	7/2016- 6/2017	7/2017- 6/2018	7/2018- 6/2019	7/2019- 6/2020	7/2020- 6/2021
County: Greene Route: OR 65 Job No.: 8S3085 Length: 2.51 MPO: Y Fund Cat: Taking Care Of System Sec Cat: Thin Lift Overlay Awd Date: 2019 Anticipated Fed Cat: S.T.P. TIP #: Future Cost: 0 Estimate Total: 311	Pavement and safety improvements on disconnected sections of Eastgate Avenue from Division Street to Sunshine Street.						Engineering: 0	1	1	15	0	0
							R/W: 0	0	0	0	0	0
							Construction: 0	0	0	294	0	0
							FFOS: 0	0	0	0	0	0
							Payments: 0	0	0	0	0	0
County: Greene Route: MO 744 Job No.: 8P3007B Length: 1.95 MPO: Y Fund Cat: Taking Care Of System Sec Cat: N- Ada Trans Awd Date: Winter 17 Anticipated Fed Cat: S.T.P. TIP #: Future Cost: 0 Estimate Total: 694	ADA Transition Plan improvements on East Kearney Street from Loop 44 (Glenstone Avenue) to Rte. 65. \$212,000 Statewide Transportation Alternatives funds.						Engineering: 0	226	2	0	0	0
							R/W: 0	2	0	0	0	0
							Construction: 0	464	0	0	0	0
							FFOS: 0	212	0	0	0	0
							Payments: 0	0	0	0	0	0
County: Greene Route: MO 744 Job No.: 8P3007C Length: 2.00 MPO: Y Fund Cat: Taking Care Of System Sec Cat: N- Ada Trans Awd Date: Winter 17 Anticipated Fed Cat: S.T.P. TIP #: Future Cost: 0 Estimate Total: 275	ADA Transition Plan improvements on West Kearney Street from Rte. 160 (West Bypass) to Rte. 13 (Kansas Expressway). \$155,000 Statewide Transportation Alternatives funds.						Engineering: 0	90	0	0	0	0
							R/W: 0	2	0	0	0	0
							Construction: 0	183	0	0	0	0
							FFOS: 0	155	0	0	0	0
							Payments: 0	0	0	0	0	0
County: Greene Route: MO 744 Job No.: 8P3050C Length: 2.72 MPO: Y Fund Cat: Taking Care Of System Sec Cat: Thin Lift Overlay Awd Date: 2020 Anticipated Fed Cat: NHPP TIP #: Future Cost: 0 Estimate Total: 1,055	Pavement improvements on Kearney Street from Rte. 13 (Kansas Expressway) to Loop 44 (Glenstone Avenue).						Engineering: 0	2	2	3	50	0
							R/W: 0	0	0	0	0	0
							Construction: 0	0	0	0	998	0
							FFOS: 0	0	0	0	0	0
							Payments: 0	0	0	0	0	0
County: Greene Route: RT AB Job No.: 8S3059 Length: 6.10 MPO: Y Fund Cat: Taking Care Of System Sec Cat: Thin Lift Overlay Awd Date: Fall 16 Anticipated Fed Cat: S.T.P. TIP #: Future Cost: 0 Estimate Total: 915	Pavement and safety improvements from Rte. 160 to Rte. 266.						Engineering: 4	113	0	0	0	0
							R/W: 0	0	0	0	0	0
							Construction: 0	798	0	0	0	0
							FFOS: 0	0	0	0	0	0
							Payments: 0	0	0	0	0	0

* Subject to the approval of the Transportation Improvement Plan by the governing Metropolitan Planning Organization.



2017-2021 Highway and Bridge Construction Schedule

Transportation Planning

P.O. Box 270
Jefferson City, MO 65102

Construction contingency applied to construction cost in the year the project is awarded.

Three percent project growth factor compounded annually is applied to right-of-way and construction costs in program years 2, 3, 4, and 5.

No inflation is applied to the Funding From Other Sources (FFOS) or Payments.

Engineering includes PE costs, CE costs and R/W incidentals.

						STATE FISCAL YEAR PROJECT BUDGETING					
						Prior Prog.	7/2016- 6/2017	7/2017- 6/2018	7/2018- 6/2019	7/2019- 6/2020	7/2020- 6/2021
County: Greene	Pavement and safety improvements from Rte. AB to Rte. 160.					Engineering:	2	138	0	0	0
Route: RT EE						R/W:	0	0	0	0	0
Job No.: 8S3058						Construction:	0	982	0	0	0
Length: 5.40	MPO: Y					FFOS:	0	0	0	0	0
Fund Cat: Taking Care Of System					Fed: 897 State: 223 Local: 0	Payments:	0	0	0	0	0
Sec Cat: Thin Lift Overlay	Awd Date: Fall 16	Anticipated Fed Cat: S.T.P.									
TIP #:	Future Cost: 0				Estimate Total: 1,122						
County: Greene	Bridge improvements on Evans Road over Rte. 65 in Springfield. Project involves bridge					Engineering:	19	30	111	0	0
Route: CRD EVANS RD	A3107.					R/W:	0	0	0	0	0
Job No.: 8O2397						Construction:	0	0	821	0	0
Length: 0.07	MPO: Y					FFOS:	0	0	0	0	0
Fund Cat: Taking Care Of System					Fed: 770 State: 192 Local: 0	Payments:	0	0	0	0	0
Sec Cat: Rehab And Reconst	Awd Date: 2018	Anticipated Fed Cat: NHPP									
TIP #:	Future Cost: 0				Estimate Total: 981						
County: Greene	Bridge improvements over South Dry Sac Creek. Project involves bridge H0493.					Engineering:	10	286	0	0	0
Route: RT H						R/W:	0	2	0	0	0
Job No.: 8S0556						Construction:	0	709	0	0	0
Length: 0.04	MPO: Y					FFOS:	0	0	0	0	0
Fund Cat: Taking Care Of System					Fed: 799 State: 198 Local: 0	Payments:	0	0	0	0	0
Sec Cat: Rehab And Reconst	Awd Date: Winter 17	Anticipated Fed Cat: NHPP									
TIP #:	Future Cost: 0				Estimate Total: 1,007						
County: Greene	Chip seal pavement improvements from Rte. WW to Farm Road 100. \$90,000 District					Engineering:	0	5	0	0	0
Route: RT H	Operations budget.					R/W:	0	0	0	0	0
Job No.: 8S3090						Construction:	0	90	0	0	0
Length: 0.00	MPO: Y					FFOS:	0	90	0	0	0
Fund Cat: Taking Care Of System					Fed: 76 State: 19 Local: 0	Payments:	0	0	0	0	0
Sec Cat: Preventive Maint	Awd Date: Winter 17	Anticipated Fed Cat: S.T.P.									
TIP #:	Future Cost: 0				Estimate Total: 95						
County: Greene	Pavement improvements from Rte. WW to Rte. KK.					Engineering:	0	1	2	12	0
Route: RT H						R/W:	0	0	0	0	0
Job No.: 8S3092						Construction:	0	0	0	202	0
Length: 0.73	MPO: Y					FFOS:	0	0	0	0	0
Fund Cat: Taking Care Of System					Fed: 175 State: 42 Local: 0	Payments:	0	0	0	0	0
Sec Cat: Thin Lift Overlay	Awd Date: 2019	Anticipated Fed Cat: S.T.P.									
TIP #:	Future Cost: 0				Estimate Total: 217						

* Subject to the approval of the Transportation Improvement Plan by the governing Metropolitan Planning Organization.



2017-2021 Highway and Bridge Construction Schedule

Transportation Planning

P.O. Box 270
Jefferson City, MO 65102

Construction contingency applied to construction cost in the year the project is awarded.

Three percent project growth factor compounded annually is applied to right-of-way and construction costs in program years 2, 3, 4, and 5.

No inflation is applied to the Funding From Other Sources (FFOS) or Payments.

Engineering includes PE costs, CE costs and R/W incidentals.

Construction contingency applied to construction cost in the year the project is awarded. Three percent project growth factor compounded annually is applied to right-of-way and construction costs in program years 2, 3, 4, and 5. No inflation is applied to the Funding From Other Sources (FFOS) or Payments. Engineering includes PE costs, CE costs and R/W incidentals.											STATE FISCAL YEAR PROJECT BUDGETING					
											Prior Prog.	7/2016- 6/2017	7/2017- 6/2018	7/2018- 6/2019	7/2019- 6/2020	7/2020- 6/2021
County: Greene Route: RT MM Job No.: 8S3084 Length: 1.04 MPO: Y Fund Cat: Taking Care Of System Sec Cat: Preventive Maint Awd Date: 2019 Anticipated Fed Cat: TIP #: Future Cost: 0 Estimate Total: 205	Pavement and safety improvements from Carnahan Street to 0.2 mile south of Farm Road 156.					Engineering: 0	1	1	10	0	0					
						R/W: 0	0	0	0	0	0					
						Construction: 0	0	0	193	0	0					
						FFOS: 0	0	0	0	0	0					
						Payments: 0	0	0	0	0	0					
County: Greene Route: RT YY Job No.: 8S3082 Length: 4.67 MPO: Y Fund Cat: Taking Care Of System Sec Cat: Thin Lift Overlay Awd Date: 2019 Anticipated Fed Cat: TIP #: Future Cost: 0 Estimate Total: 840	Pavement and safety improvements from 0.2 mile east of Rte. 65 to Rte. 125.					Engineering: 0	2	3	40	0	0					
						R/W: 0	0	0	0	0	0					
						Construction: 0	0	0	795	0	0					
						FFOS: 0	0	0	0	0	0					
						Payments: 0	0	0	0	0	0					
County: Greene Route: RT Z Job No.: 8S3083 Length: 2.55 MPO: Y Fund Cat: Taking Care Of System Sec Cat: Thin Lift Overlay Awd Date: 2019 Anticipated Fed Cat: TIP #: Future Cost: 0 Estimate Total: 346	Pavement and safety improvements from Farm Road 60 to Rte. 160.					Engineering: 0	1	1	17	0	0					
						R/W: 0	0	0	0	0	0					
						Construction: 0	0	0	327	0	0					
						FFOS: 0	0	0	0	0	0					
						Payments: 0	0	0	0	0	0					
County: Various Route: Various Job No.: 0P3020I Length: 0.00 MPO: Y Fund Cat: Safety Sec Cat: Safety Awd Date: 2020 Anticipated Fed Cat: TIP #: Future Cost: 0 Estimate Total: 912	Safety projects at various locations in the urban Southwest District. \$835,000 from Statewide Open Container funds.					Engineering: 0	0	0	0	0	0					
						R/W: 0	0	0	0	0	0					
						Construction: 0	0	0	0	912	0					
						FFOS: 0	0	0	0	835	0					
						Payments: 0	0	0	0	0	0					
County: Various Route: Various Job No.: 0P3021I Length: 0.00 MPO: N Fund Cat: Safety Sec Cat: Safety Awd Date: 2021 Anticipated Fed Cat: TIP #: Future Cost: 0 Estimate Total: 940	Safety projects at various locations in the urban Southwest District. \$835,000 from Statewide Open Container funds.					Engineering: 0	0	0	0	0	0					
						R/W: 0	0	0	0	0	0					
						Construction: 0	0	0	0	0	940					
						FFOS: 0	0	0	0	0	835					
						Payments: 0	0	0	0	0	0					

* Subject to the approval of the Transportation Improvement Plan by the governing Metropolitan Planning Organization.



2017-2021 Highway and Bridge Construction Schedule

Transportation Planning

P.O. Box 270
Jefferson City, MO 65802

Construction contingency applied to construction cost in the year the project is awarded.

Three percent project growth factor compounded annually is applied to right-of-way and construction costs in program years 2, 3, 4, and 5.

No inflation is applied to the Funding From Other Sources (FFOS) or Payments.

Engineering includes PE costs, CE costs and R/W incidentals.

						STATE FISCAL YEAR PROJECT BUDGETING					
						Prior Prog.	7/2016- 6/2017	7/2017- 6/2018	7/2018- 6/2019	7/2019- 6/2020	7/2020- 6/2021
County: Various	ADA Transition Plan improvements at various locations in the urban Southwest District.					Engineering:	0	0	0	0	0
Route: Various	\$307,000 from Statewide Transportation Alternatives funds.					R/W:	0	0	0	0	0
Job No.: 0S3020I						Construction:	0	0	0	335	0
Length: 0.00	MPO: Y					FFOS:	0	0	0	307	0
Fund Cat: Taking Care Of System	Fed: 268 State: 67 Local: 0					Payments:	0	0	0	0	0
Sec Cat: N- Ada Trans	Awd Date: 2020 Anticipated Fed Cat: S.T.P.										
TIP #: 	Future Cost: 0 Estimate Total: 335										
County: Various	ADA Transition Plan improvements at various locations in the urban Southwest District.					Engineering:	0	0	0	0	0
Route: Various	\$307,000 from Statewide Transportation Alternatives funds.					R/W:	0	0	0	0	0
Job No.: 0S3021I						Construction:	0	0	0	0	346
Length: 0.00	MPO: Y					FFOS:	0	0	0	0	307
Fund Cat: Taking Care Of System	Fed: 277 State: 69 Local: 0					Payments:	0	0	0	0	0
Sec Cat: N- Ada Trans	Awd Date: 2021 Anticipated Fed Cat: S.T.P.										
TIP #: 	Future Cost: 0 Estimate Total: 346										
County: Various	Job Order Contracting for guard cable and guardrail repair at various locations in the urban Southwest District.					Engineering:	6	1	146	0	0
Route: Various						R/W:	0	0	0	0	0
Job No.: 8P2243						Construction:	0	0	626	0	0
Length: 0.00	MPO: Y					FFOS:	0	0	0	0	0
Fund Cat: Taking Care Of System	Fed: 618 State: 155 Local: 0					Payments:	0	0	0	0	0
Sec Cat: Routine Maintenance	Awd Date: 2018 Anticipated Fed Cat: S.T.P.										
TIP #: MO1505	Future Cost: 0 Estimate Total: 779										
County: Various	Job Order Contracting for guard cable and guardrail repair at various locations in the urban Southwest District.					Engineering:	6	1	1	2	13
Route: Various						R/W:	0	0	0	0	0
Job No.: 8P3009						Construction:	0	0	0	0	191
Length: 0.00	MPO: Y					FFOS:	0	0	0	0	0
Fund Cat: Taking Care Of System	Fed: 168 State: 40 Local: 0					Payments:	0	0	0	0	0
Sec Cat: Routine Maintenance	Awd Date: 2020 Anticipated Fed Cat: S.T.P.										
TIP #: MO1705	Future Cost: 0 Estimate Total: 214										
County: Various	Intersection improvements at various locations in the urban Southwest District.					Engineering:	0	10	10	330	459
Route: Various						R/W:	0	0	0	318	0
Job No.: 8P3087						Construction:	0	0	0	0	5,127
Length: 0.00	MPO: Y					FFOS:	0	0	0	0	0
Fund Cat: Flexible & Other	Fed: 5,003 State: 1,251 Local: 0					Payments:	0	0	0	0	0
Sec Cat: Regional	Awd Date: 2020 Anticipated Fed Cat: NHPP										
TIP #: 	Future Cost: 0 Estimate Total: 6,254										

* Subject to the approval of the Transportation Improvement Plan by the governing Metropolitan Planning Organization.



2017-2021 Highway and Bridge Construction Schedule

Transportation Planning

P.O. Box 270
Jefferson City, MO 65102

Construction contingency applied to construction cost in the year the project is awarded.

Three percent project growth factor compounded annually is applied to right-of-way and construction costs in program years 2, 3, 4, and 5.

No inflation is applied to the Funding From Other Sources (FFOS) or Payments.

Engineering includes PE costs, CE costs and R/W incidentals.

						STATE FISCAL YEAR PROJECT BUDGETING					
						Prior Prog.	7/2016- 6/2017	7/2017- 6/2018	7/2018- 6/2019	7/2019- 6/2020	7/2020- 6/2021
County: Various	Intersection improvements at various locations in the urban Southwest District.					Engineering:	0	260	549	0	0
Route: Various						R/W:	0	300	0	0	0
Job No.: 8P3088						Construction:	0	0	4,833	0	0
Length: 0.00	MPO: Y					FFOS:	0	0	0	0	0
Fund Cat: Flexible & Other	Fed: 4,753 State: 1,189 Local: 0					Payments:	0	0	0	0	0
Sec Cat: Regional	Awd Date: 2018 Anticipated Fed Cat: NHPP										
TIP #:	Future Cost: 0 Estimate Total: 5,942										
County: Various	Pavement improvements on major routes in the urban Southwest District.					Engineering:	0	2	2	74	432
Route: Various						R/W:	0	0	0	0	0
Job No.: 8P3089						Construction:	0	0	0	0	8,917
Length: 0.00	MPO: Y					FFOS:	0	0	0	0	0
Fund Cat: Taking Care Of System	Fed: 7,543 State: 1,884 Local: 0					Payments:	0	0	0	0	0
Sec Cat: Thin Lift Overlay	Awd Date: 2020 Anticipated Fed Cat: NHPP										
TIP #:	Future Cost: 0 Estimate Total: 9,427										
County: Various	Safety improvements at various expressway intersections in the urban Southwest District.					Engineering:	0	2	667	0	0
Route: Various	\$860,000 Open Container funds.					R/W:	0	0	0	0	0
Job No.: 8P3091						Construction:	0	0	5,253	0	0
Length: 0.00	MPO: Y					FFOS:	0	0	860	0	0
Fund Cat: Safety	Fed: 5,331 State: 591 Local: 0					Payments:	0	0	0	0	0
Sec Cat: Safety	Awd Date: 2018 Anticipated Fed Cat: Safety										
TIP #:	Future Cost: 0 Estimate Total: 5,922										
County: Various	Pavement improvements on major routes in the urban Southwest District.					Engineering:	0	2	2	2	42
Route: Various						R/W:	0	0	0	0	0
Job No.: 8P3097						Construction:	0	0	0	0	5,740
Length: 0.00	MPO: Y					FFOS:	0	0	0	0	0
Fund Cat: Taking Care Of System	Fed: 4,849 State: 1,210 Local: 0					Payments:	0	0	0	0	0
Sec Cat: Thin Lift Overlay	Awd Date: 2021 Anticipated Fed Cat: NHPP										
TIP #:	Future Cost: 0 Estimate Total: 6,059										
County: Various	Intersection improvements to off-set left turns at various intersections in the urban Southwest District.					Engineering:	0	252	0	0	0
Route: Various						R/W:	0	0	0	0	0
Job No.: 8P3100						Construction:	0	1,773	0	0	0
Length: 0.00	MPO: Y					FFOS:	0	0	0	0	0
Fund Cat: Safety	Fed: 1,823 State: 202 Local: 0					Payments:	0	0	0	0	0
Sec Cat: Urban Safety	Awd Date: Winter 17 Anticipated Fed Cat: Safety										
TIP #:	Future Cost: 0 Estimate Total: 2,025										

* Subject to the approval of the Transportation Improvement Plan by the governing Metropolitan Planning Organization.



2017-2021 Highway and Bridge Construction Schedule

Transportation Planning

P.O. Box 270
Jefferson City, MO 65102

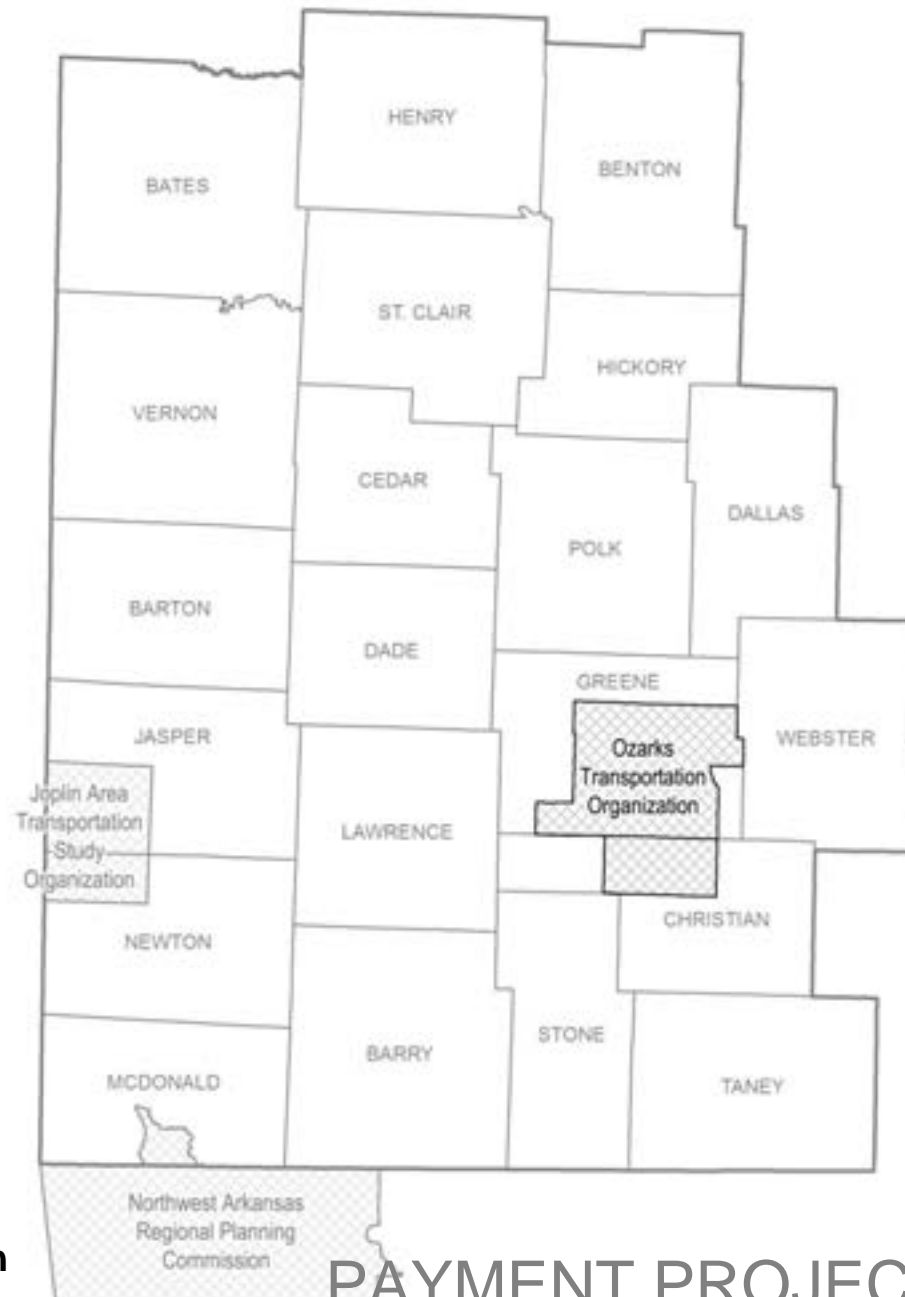
Construction contingency applied to construction cost in the year the project is awarded.
Three percent project growth factor compounded annually is applied to right-of-way and construction costs in program years 2, 3, 4, and 5.
No inflation is applied to the Funding From Other Sources (FFOS) or Payments.
Engineering includes PE costs, CE costs and R/W incidentals.

STATE FISCAL YEAR PROJECT BUDGETING						
	Prior Prog.	7/2016- 6/2017	7/2017- 6/2018	7/2018- 6/2019	7/2019- 6/2020	7/2020- 6/2021
FFOS:	4,985	12,748	937	1,135	1,142	1,142
Total R/W:	5,257	1,447	1,280	318	0	0
Total Construction:	0	42,446	31,216	34,159	17,545	15,881
Paybacks:	0	0	0	0	0	0
Sub-Total:	5,257	43,893	32,496	34,477	17,545	15,881
Total Engineering:	1,863	5,967	4,787	2,698	1,545	1,294
Grand Total:	7,120	49,860	37,283	37,175	19,090	17,175

	2017	2018	2019	2020	2021
State	8,036	6,857	7,426	3,724	3,340
AC-State	0	0	0	0	0
Local	1,794	0	0	0	0
Sub-total State	9,830	6,857	7,426	3,724	3,340
Federal					
Sub-total Federal	40,030	30,426	29,749	15,366	13,835
Grand Total	49,860	37,283	37,175	19,090	17,175

Project Count: 65

* Subject to the approval of the Transportation Improvement Plan by the governing Metropolitan Planning Organization.



MoDOT's Southwest District
TMA: Ozarks Transportation Organization

PAYMENT PROJECTS

(Note: The following MoDOT projects are located inside the Springfield Metropolitan Planning area boundary.)



2017-2021 Highway and Bridge Construction Schedule

Transportation Planning

P.O. Box 270
Jefferson City, MO 65102

Construction contingency applied to construction cost in the year the project is awarded.

Three percent project growth factor compounded annually is applied to right-of-way and construction costs in program years 2, 3, 4, and 5.

No inflation is applied to the Funding From Other Sources (FFOS) or Payments.

Engineering includes PE costs, CE costs and R/W incidentals.

Construction contingency applied to construction cost in the year the project is awarded. Three percent project growth factor compounded annually is applied to right-of-way and construction costs in program years 2, 3, 4, and 5. No inflation is applied to the Funding From Other Sources (FFOS) or Payments. Engineering includes PE costs, CE costs and R/W incidentals.										STATE FISCAL YEAR PROJECT BUDGETING					
										Prior Prog.	7/2016- 6/2017	7/2017- 6/2018	7/2018- 6/2019	7/2019- 6/2020	7/2020- 6/2021
County: Various Route: Various Job No.: 5B0800X Length: 0.00 MPO: Y Fund Cat: Taking Care Of System Sec Cat: Rehab And Reconst TIP #: MO1105	Payback beginning in SFY 2008 for Safe and Sound bridges in the urban Southwest District.					Fed: 0 State: 1,420 Local: 0	Engineering: 0 R/W: 7 Construction: 0 FFOS: 7 Payments: 1,718	0 0 0 0 1,718	0 0 0 0 284	0 0 0 0 284	0 0 0 0 284	0 0 0 0 284			
County: Various Route: Various Job No.: 8I3070 Length: 0.00 MPO: Y Fund Cat: Safety Sec Cat: Safety TIP #: MO1105	On-call work zone enforcement at various locations in the urban Southwest District.					Fed: 36 State: 4 Local: 0	Engineering: 0 R/W: 0 Construction: 0 FFOS: 0 Payments: 0	0 0 0 0 0	1 0 0 0 0	3 0 0 0 36	0 0 0 0 0	0 0 0 0 0			
County: Various Route: Various Job No.: 8I3071 Length: 0.00 MPO: Y Fund Cat: Safety Sec Cat: Safety TIP #: MO1105	On-call work zone enforcement at various locations in the urban Southwest District.					Fed: 40 State: 4 Local: 0	Engineering: 0 R/W: 0 Construction: 0 FFOS: 0 Payments: 0	0 0 0 0 0	2 0 0 0 0	2 0 0 0 0	4 0 0 0 36	0 0 0 0 0			
County: Various Route: Various Job No.: 8P3054 Length: 0.00 MPO: Y Fund Cat: Safety Sec Cat: Safety TIP #: MO1608	On-call work zone enforcement at various locations in the urban Southwest District.					Fed: 35 State: 4 Local: 0	Engineering: 1 R/W: 0 Construction: 0 FFOS: 0 Payments: 0	3 0 0 0 36	0 0 0 0 0	0 0 0 0 0	0 0 0 0 0				
County: Various Route: Various Job No.: 8Q3001 Length: 0.00 MPO: Y Fund Cat: Flexible & Other Sec Cat: Systems Operations TIP #: MO1701	Operations and management of Ozarks Traffic ITS in the urban Southwest District.					Fed: 235 State: 59 Local: 0	Engineering: 0 R/W: 0 Construction: 0 FFOS: 0 Payments: 0	0 0 0 0 0	1 0 0 0 293	0 0 0 0 0	0 0 0 0 0				

* Subject to the approval of the Transportation Improvement Plan by the governing Metropolitan Planning Organization.



2017-2021 Highway and Bridge Construction Schedule

Transportation Planning

P.O. Box 270
Jefferson City, MO 65802

Construction contingency applied to construction cost in the year the project is awarded.

Three percent project growth factor compounded annually is applied to right-of-way and construction costs in program years 2, 3, 4, and 5.

No inflation is applied to the Funding From Other Sources (FFOS) or Payments.

Engineering includes PE costs, CE costs and R/W incidentals.

Construction contingency applied to construction cost in the year the project is awarded. Three percent project growth factor compounded annually is applied to right-of-way and construction costs in program years 2, 3, 4, and 5. No inflation is applied to the Funding From Other Sources (FFOS) or Payments. Engineering includes PE costs, CE costs and R/W incidentals.													STATE FISCAL YEAR PROJECT BUDGETING					
													Prior Prog.	7/2016- 6/2017	7/2017- 6/2018	7/2018- 6/2019	7/2019- 6/2020	7/2020- 6/2021
County:	Various		Operations and management of Ozarks Traffic ITS in the urban Southwest District.							Engineering:	0	1	1	0	0	0		
Route:	Various									R/W:	0	0	0	0	0	0		
Job No.:	8Q3072									Construction:	0	0	0	0	0	0		
Length:	0.00		MPO: Y							FFOS:	0	0	0	0	0	0		
Fund Cat:	Flexible & Other				Fed:	236	State:	59	Local:	0	Payments:	0	0	293	0	0		
Sec Cat:	Systems Operations		Awd Date:	N/A		Anticipated Fed Cat:			S.T.P.									
TIP #:					Future Cost:	0		Estimate Total:	295									
County:	Various		Operations and management of Ozarks Traffic ITS in the urban Southwest District.							Engineering:	0	1	1	1	0	0		
Route:	Various									R/W:	0	0	0	0	0	0		
Job No.:	8Q3073									Construction:	0	0	0	0	0	0		
Length:	0.00		MPO: Y							FFOS:	0	0	0	0	0	0		
Fund Cat:	Flexible & Other				Fed:	237	State:	59	Local:	0	Payments:	0	0	0	293	0		
Sec Cat:	Systems Operations		Awd Date:	N/A		Anticipated Fed Cat:			S.T.P.									
TIP #:					Future Cost:	0		Estimate Total:	296									

* Subject to the approval of the Transportation Improvement Plan by the governing Metropolitan Planning Organization.

Jun-13-2016

Section 4 - 2

District Southwest

TMA

Dollars in Thousands



2017-2021 Highway and Bridge Construction Schedule

Transportation Planning

P.O. Box 270
Jefferson City, MO 65102

Construction contingency applied to construction cost in the year the project is awarded.
Three percent project growth factor compounded annually is applied to right-of-way and construction costs in program years 2, 3, 4, and 5.
No inflation is applied to the Funding From Other Sources (FFOS) or Payments.
Engineering includes PE costs, CE costs and R/W incidentals.

STATE FISCAL YEAR PROJECT BUDGETING						
	Prior Prog.	7/2016- 6/2017	7/2017- 6/2018	7/2018- 6/2019	7/2019- 6/2020	7/2020- 6/2021
FFOS:	7	0	0	0	0	0
Total R/W:	7	0	0	0	0	0
Total Construction:	0	0	0	0	0	0
Paybacks:	1,718	613	613	613	284	284
Sub-Total:	1,725	613	613	613	284	284
Total Engineering:	1	9	7	5	0	0
Grand Total:	1,726	622	620	618	284	284
		2017	2018	2019	2020	2021
State		347	347	347	284	284
AC-State		0	0	0	0	0
Local		0	0	0	0	0
Sub-total State		347	347	347	284	284
Federal						
Sub-total Federal		275	273	271	0	0
Grand Total		622	620	618	284	284

Project Count: 7

* Subject to the approval of the Transportation Improvement Plan by the governing Metropolitan Planning Organization.

Jun-13-2016

Section 4 - 1

District Southwest

TMA

Dollars in Thousands



2017-2021 Highway and Bridge Construction Schedule

Transportation Planning

P.O. Box 270
Jefferson City, MO 65102

Construction contingency applied to construction cost in the year the project is awarded.
Three percent project growth factor compounded annually is applied to right-of-way and construction costs in program years 2, 3, 4, and 5.
No inflation is applied to the Funding From Other Sources (FFOS) or Payments.
Engineering includes PE costs, CE costs and R/W incidentals.

Southwest TMA Total

STATE FISCAL YEAR PROJECT BUDGETING						
	Prior Prog.	7/2016- 6/2017	7/2017- 6/2018	7/2018- 6/2019	7/2019- 6/2020	7/2020- 6/2021
FFOS:	4,992	12,748	937	1,135	1,142	1,142
Total R/W:	5,264	1,447	1,280	318	0	0
Total Construction:	0	42,446	31,216	34,159	17,545	15,881
Paybacks:	1,718	613	613	613	284	284
Sub-Total:	6,982	44,506	33,109	35,090	17,829	16,165
Total Engineering:	1,864	5,976	4,794	2,703	1,545	1,294
Grand Total:	8,846	50,482	37,903	37,793	19,374	17,459

	2017	2018	2019	2020	2021
State	8,383	7,204	7,773	4,008	3,624
AC-State	0	0	0	0	0
Local	1,794	0	0	0	0
Sub-total State	10,177	7,204	7,773	4,008	3,624

Federal					
Sub-total Federal	40,305	30,699	30,020	15,366	13,835
Grand Total	50,482	37,903	37,793	19,374	17,459

Project Count: 72

* Subject to the approval of the Transportation Improvement Plan by the governing Metropolitan Planning Organization.

Jun-13-2016

Section 4 - 1

District Southwest

TMA

Dollars in Thousands

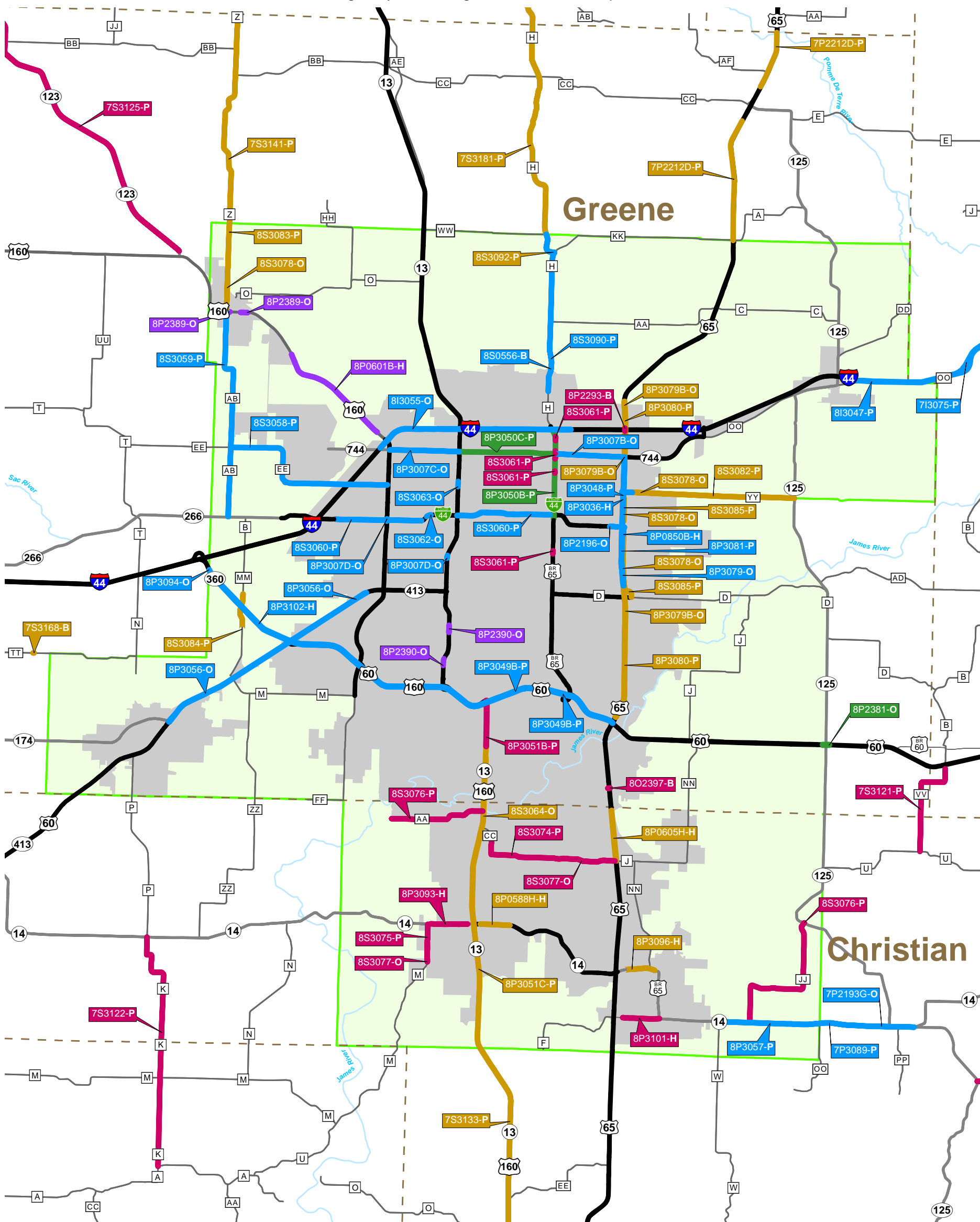
District Program Summary
Southwest (Urban)
(Dollars in Millions)

Amounts include construction and right of way, excludes engineering.

State Fiscal Year	2017	2018	2019	2020	2021
Statewide Interstate And Major Bridge - Available					
Statewide Interstate And Major Bridge - FFOS	0.000	0.000	0.000	0.000	0.000
Statewide Interstate And Major Bridge - Fund Transfers	0.425	0.000	0.000	0.000	0.000
Statewide Interstate And Major Bridge - Carryover	0.000	0.000	0.000	0.000	0.000
Award and Completed Project Adjustments	0.000	0.000	0.000	0.000	0.000
Statewide Interstate And Major Bridge - Total Available	0.425	0.000	0.000	0.000	0.000
Statewide Interstate And Major Bridge - Programmed	0.550	0.000	0.000	0.000	0.000
Safety - Available	1.291	1.486	1.430	1.462	1.451
Safety - FFOS	0.815	0.860	0.000	0.835	0.835
Safety - Fund Transfers	-1.365	-0.674	-0.399	0.000	0.000
Safety - Carryover	4.278	0.000	0.000	0.000	0.000
Award and Completed Project Adjustments	5.610	0.030	0.060	-0.050	0.000
Safety - Total Available	10.629	1.702	1.091	2.247	2.286
Safety - Programmed	6.958	5.289	0.094	0.912	0.940
Taking Care Of System - Available	6.937	7.565	7.585	7.758	7.700
Taking Care Of System - FFOS	0.457	0.077	0.300	0.307	0.307
Taking Care Of System - Fund Transfers	12.967	7.475	9.399	0.000	0.000
Taking Care Of System - Carryover	6.333	0.000	0.000	0.000	0.000
Award and Completed Project Adjustments	0.440	0.690	0.860	-0.606	0.000
Taking Care Of System - Total Available	27.134	15.807	18.144	7.459	8.007
Taking Care Of System - Programmed	18.753	10.240	17.460	11.789	7.578
Flexible & Other - Available					
Flexible & Other - FFOS	11.476	0.000	0.835	0.000	0.000
Flexible & Other - Fund Transfers	6.769	17.076	15.710	4.692	6.793
Flexible & Other - Carryover	-5.746	0.000	0.000	0.000	0.000
Award and Completed Project Adjustments	1.920	0.660	7.460	0.625	0.000
Flexible & Other - Total Available	14.419	17.736	24.005	5.317	6.793
Flexible & Other - Programmed	18.245	17.579	17.535	5.127	7.646
Statewide Major Projects & Emerging Needs - Available					
Statewide Major Projects & Emerging Needs - FFOS	0.000	0.000	0.000	0.000	0.000
Statewide Major Projects & Emerging Needs - Fund Transfers	0.000	0.000	0.000	0.000	0.000
Statewide Major Projects & Emerging Needs - Carryover	0.000	0.000	0.000	0.000	0.000
Award and Completed Project Adjustments	0.000	0.000	0.000	0.000	0.000
Statewide Major Projects & Emerging Needs - Total Available	0.000	0.000	0.000	0.000	0.000
Statewide Major Projects & Emerging Needs - Programmed	0.000	0.000	0.000	0.000	0.000
Statewide Amendment 3 - Available					
Statewide Amendment 3 - FFOS	0.000	0.000	0.000	0.000	0.000
Statewide Amendment 3 - Fund Transfers	0.000	0.000	0.000	0.000	0.000
Statewide Amendment 3 - Carryover	-3.510	0.000	0.000	0.000	0.000
Award and Completed Project Adjustments	0.000	0.000	0.000	0.000	0.000
Statewide Amendment 3 - Total Available	-3.510	0.000	0.000	0.000	0.000
Statewide Amendment 3 - Programmed	0.000	0.000	0.000	0.000	0.000
Total Categorized Funding Available by SFY	49.097	35.245	43.240	15.023	17.086
Total Flexible Funds Available	0.000	-1.673	-5.580	20.561	16.704
Adjustments	7.970	1.380	8.380	-0.031	0.000
Carryovers	1.355				
Total Available by SFY	49.097	33.572	37.660	35.584	33.790
Total Programmed by SFY	44.506	33.108	35.089	17.828	16.164

*Note: Three percent inflation compounded annually applied to program years 2018 - 2021
Two percent construction contingency applied to construction.*

Statewide Transportation Improvement Program
2017-2021
Southwest District-Ozarks Transportation Organization
Highway and Bridge Construction Projects



State Fiscal Year*

- 2017
- 2018
- 2019
- 2020
- 2021

Urban Areas

Missouri Major Roads

Ozarks Transportation Organization

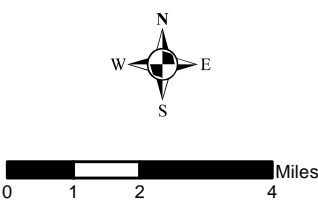
Type of Work

B = New/Improved Bridge
H = New/Expanded Highway
M = Major Bridge
O = Other/Safety
P = Pavement Treatment

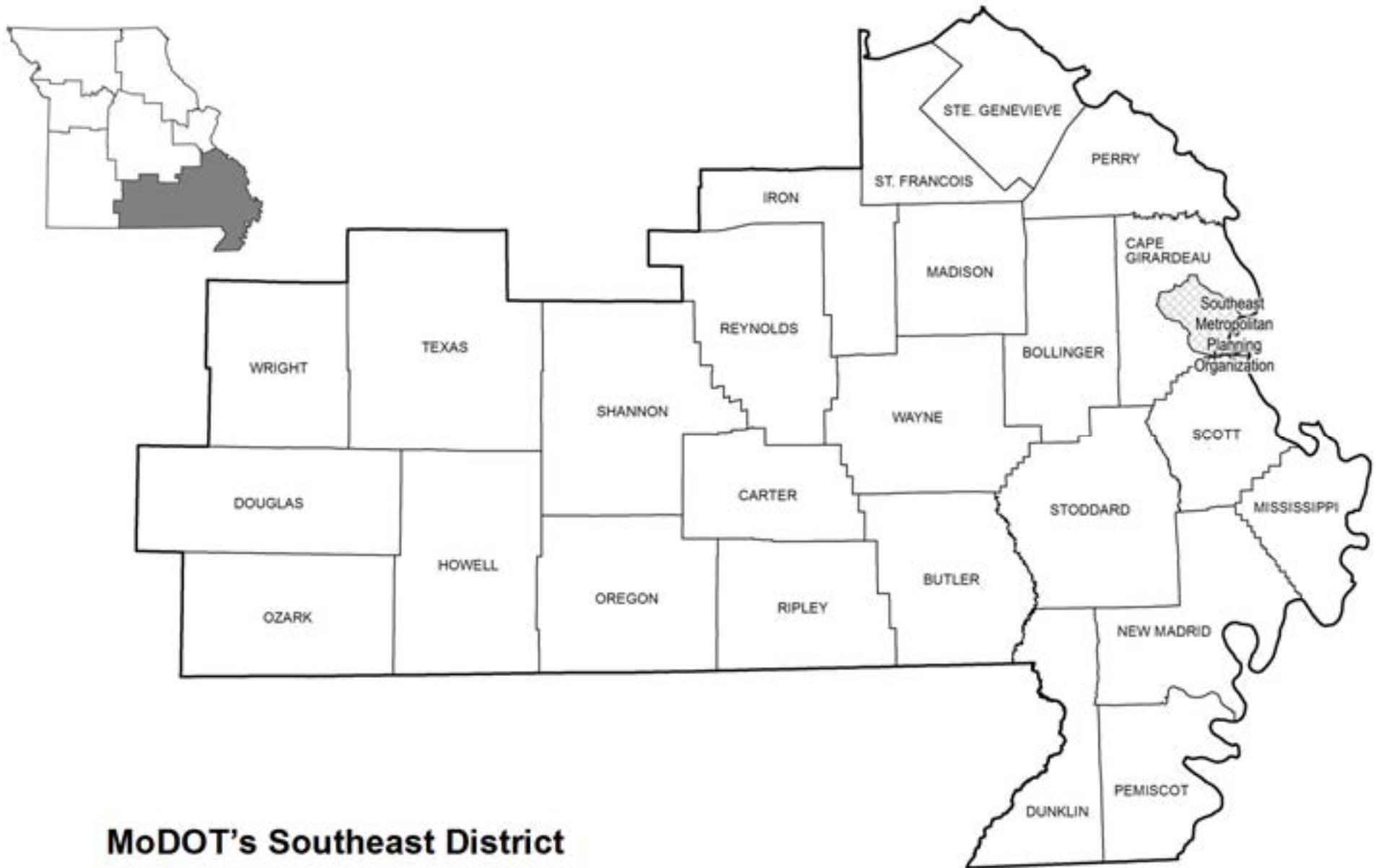
Label Key

Job No.-Type of Work

* July 1 - June 30
Note: Some projects overlap. The state fiscal year displayed in these instances will follow the order shown in the legend. Label tag color corresponds to respective state fiscal year.



Missouri Department of Transportation
1-888-ASK-MODOT
WWW.MODOT.ORG
July 7, 2016



PROJECT DESCRIPTION KEY

2017-2021 Highway and Bridge Construction Schedule

Construction contingency applied to construction cost in the year the project is awarded.

Three percent project growth factor compounded annually is applied to right-of-way and construction in program years 2, 3, 4, and 5.

No inflation is applied to the Funding From Other Sources (FFOS) or Payments.

Engineering includes PE costs, CE costs, and R/W incidentals.

County:XX				
---	--	--	--	--

Anticipated Federal Funding Category^

Estimated cost range beyond 2021.

Date project is to be awarded to begin construction (Season and calendar year for 2016 & 2017. SFY only beyond 2017).

Metropolitan Planning Organization (Y/N).

Project description and location.

County location of project.

Route location of project.

Project number used to track project costs.

Total length in 1/100 miles.

Primary Funding Category.*

Secondary Funding Category.**

Transportation Improvement Plan

Projects with full oversight by the Federal Highway Administration.

Total project cost estimate.

Federal, Advanced CN-State, State and Local share of project costs.

Dollars programmed in previous STIPs.

Dollars funded from other sources.

Dollars for construction, utilities and

Dollars for right-of-way (land acquisition).

Dollars to be paid back for accelerating the project or payments to others.

Dollars for engineering that include preliminary engineering, construction engineering and right-of-way incidentals.

*Primary Funding Category:

Take Care of System
Statewide Interstate & Major Bridge
Safety
Statewide Safety
Flexible & Other
Amendment 3

**Secondary Funding Category:

Enhancements
Low Type Resurfacing
N - Ada Trans (ADA Transition Plan)
Preventive Maint (Preventive Maintenance)
Regional
Rehab And Reconst (Rehabilitation and Reconstruction)
Routine Maintenance
Safety
Systems Operations
Thin Lift Overlay
Urban Safety

^Anticipated Federal Funding Category:

CMAQ - Congestion Mitigation and Air Quality.

* Usually 80% Federal & 20% State funds.

Earmark - usually 80% Federal & 20% State funds.

NHFP - National Highway Freight Program.

* Usually 80% Federal & 20% State funds.

NHPP - National Highway Performance Program.

* Usually 80% Federal & 20% State funds.

* Sometimes 90% Federal & 10% State funds.

Safety - usually 90% Federal & 10% State funds.

State - No federal funds, state only funded.

STP - Surface Transportation Block Grant Program.

* Usually 80% Federal & 20% State funds.

(All Costs in Thousands)



2017-2021 Highway and Bridge Construction Schedule

Transportation Planning

P.O. Box 270
Jefferson City, MO 65102

Construction contingency applied to construction cost in the year the project is awarded.

Three percent project growth factor compounded annually is applied to right-of-way and construction costs in program years 2, 3, 4, and 5.

No inflation is applied to the Funding From Other Sources (FFOS) or Payments.

Engineering includes PE costs, CE costs and R/W incidentals.

Construction contingency applied to construction cost in the year the project is awarded. Three percent project growth factor compounded annually is applied to right-of-way and construction costs in program years 2, 3, 4, and 5. No inflation is applied to the Funding From Other Sources (FFOS) or Payments. Engineering includes PE costs, CE costs and R/W incidentals.							STATE FISCAL YEAR PROJECT BUDGETING					
							Prior Prog.	7/2016- 6/2017	7/2017- 6/2018	7/2018- 6/2019	7/2019- 6/2020	7/2020- 6/2021
County: Bollinger Route: MO 51 Job No.: 9P3043 Length: 0.20 MPO: N Fund Cat: Taking Care Of System Sec Cat: Rehab And Reconst Awd Date: Fall 16 Anticipated Fed Cat: NHPP TIP #: Future Cost: 0 Estimate Total: 457	Engineering: R/W: Construction: FFOS: Payments:	32 21 0 0 0 0	27 0 377 0 0 0	0 0 0 0 0 0	0 0 0 0 0 0	0 0 0 0 0 0						
County: Bollinger Route: MO 51 Job No.: 9S3042 Length: 0.20 MPO: N Fund Cat: Taking Care Of System Sec Cat: Rehab And Reconst Awd Date: Fall 16 Anticipated Fed Cat: NHPP TIP #: Future Cost: 0 Estimate Total: 565	Engineering: R/W: Construction: FFOS: Payments:	38 2 0 0 0 0	45 0 480 0 0 0	0 0 0 0 0 0	0 0 0 0 0 0	0 0 0 0 0 0						
County: Bollinger Route: MO 51 Job No.: 9S3298 Length: 0.17 MPO: N Fund Cat: Taking Care Of System Sec Cat: Rehab And Reconst Awd Date: 2020 Anticipated Fed Cat: NHPP TIP #: Future Cost: 0 Estimate Total: 2,529	Engineering: R/W: Construction: FFOS: Payments:	0 0 0 0 0 0	10 0 0 0 0 0	40 0 0 0 0 0	43 8 0 0 0 0	243 0 2,185 0 0 0						
County: Bollinger Route: MO 91 Job No.: 9P3177 Length: 5.80 MPO: N Fund Cat: Taking Care Of System Sec Cat: Thin Lift Overlay Awd Date: Fall 16 Anticipated Fed Cat: S.T.P. TIP #: Future Cost: 0 Estimate Total: 382	Engineering: R/W: Construction: FFOS: Payments:	0 0 0 0 0 0	34 0 348 348 0 0	0 0 0 0 0 0	0 0 0 0 0 0	0 0 0 0 0 0						
County: Bollinger Route: RT B Job No.: 9S3189 Length: 7.30 MPO: N Fund Cat: Taking Care Of System Sec Cat: Thin Lift Overlay Awd Date: Winter 17 Anticipated Fed Cat: S.T.P. TIP #: Future Cost: 0 Estimate Total: 548	Engineering: R/W: Construction: FFOS: Payments:	0 0 0 0 0 0	49 0 499 0 0 0	0 0 0 0 0 0	0 0 0 0 0 0	0 0 0 0 0 0						

* Subject to the approval of the Transportation Improvement Plan by the governing Metropolitan Planning Organization.

Jun-14-2016

Section 4 - 1

District Southeast

Dollars in Thousands



2017-2021 Highway and Bridge Construction Schedule

Transportation Planning

P.O. Box 270
Jefferson City, MO 65102

Construction contingency applied to construction cost in the year the project is awarded.

Three percent project growth factor compounded annually is applied to right-of-way and construction costs in program years 2, 3, 4, and 5.

No inflation is applied to the Funding From Other Sources (FFOS) or Payments.

Engineering includes PE costs, CE costs and R/W incidentals.

Construction contingency applied to construction cost in the year the project is awarded. Three percent project growth factor compounded annually is applied to right-of-way and construction costs in program years 2, 3, 4, and 5. No inflation is applied to the Funding From Other Sources (FFOS) or Payments. Engineering includes PE costs, CE costs and R/W incidentals.										STATE FISCAL YEAR PROJECT BUDGETING					
										Prior Prog.	7/2016- 6/2017	7/2017- 6/2018	7/2018- 6/2019	7/2019- 6/2020	7/2020- 6/2021
County: Bollinger Route: RT CC Job No.: 9S3151 Length: 0.20 MPO: N Fund Cat: Taking Care Of System Sec Cat: Rehab And Reconst Awd Date: Spring 17 TIP #: Future Cost: 0 Estimate Total: 1,085	Bridge improvements over Hurricane Creek. Project involves bridge N0851.				Engineering: 10 R/W: 0 Construction: 0 FFOS: 0 Payments: 0	150 24 901 0 0	0 0 0 0 0	0 0 0 0 0	0 0 0 0 0						
County: Bollinger Route: RT FF Job No.: 9S3285 Length: 0.12 MPO: N Fund Cat: Taking Care Of System Sec Cat: Rehab And Reconst Awd Date: 2019 TIP #: Future Cost: 0 Estimate Total: 580	Bridge improvements over Cane Creek. Project involves bridge N0066.				Engineering: 0 R/W: 0 Construction: 0 FFOS: 0 Payments: 0	5 0 0 0 0	15 0 0 0 0	58 0 502 0 0	0 0 0 0 0						
County: Bollinger Route: RT N Job No.: 9S3172 Length: 17.40 MPO: N Fund Cat: Taking Care Of System Sec Cat: Thin Lift Overlay Awd Date: Fall 16 TIP #: Future Cost: 0 Estimate Total: 1,126	Pavement improvements from Rte. 51 to Rte. 25. \$1,044,000 District Operating Budget.				Engineering: 0 R/W: 0 Construction: 0 FFOS: 0 Payments: 0	82 0 1,044 1,044 0	0 0 0 0 0	0 0 0 0 0	0 0 0 0 0						
County: Bollinger Route: RT ZZ Job No.: 9S3284 Length: 0.13 MPO: N Fund Cat: Taking Care Of System Sec Cat: Rehab And Reconst Awd Date: Fall 17 TIP #: Future Cost: 0 Estimate Total: 928	Bridge improvements over Little Crooked Creek. Project involves bridge N0988.				Engineering: 0 R/W: 0 Construction: 0 FFOS: 0 Payments: 0	31 4 0 0 0	99 0 794 0 0	0 0 0 0 0	0 0 0 0 0						
County: Butler Route: MO 158 Job No.: 9S3144 Length: 0.20 MPO: N Fund Cat: Taking Care Of System Sec Cat: Rehab And Reconst Awd Date: Spring 17 TIP #: Future Cost: 0 Estimate Total: 1,147	Bridge improvements over Cane Creek. Project involves bridge T0169.				Engineering: 10 R/W: 0 Construction: 0 FFOS: 0 Payments: 0	155 4 978 0 0	0 0 0 0 0	0 0 0 0 0	0 0 0 0 0						

* Subject to the approval of the Transportation Improvement Plan by the governing Metropolitan Planning Organization.

Jun-14-2016

Section 4 - 2

District Southeast

Dollars in Thousands



2017-2021 Highway and Bridge Construction Schedule

Transportation Planning

P.O. Box 270
Jefferson City, MO 65102

Construction contingency applied to construction cost in the year the project is awarded.

Three percent project growth factor compounded annually is applied to right-of-way and construction costs in program years 2, 3, 4, and 5.

No inflation is applied to the Funding From Other Sources (FFOS) or Payments.

Engineering includes PE costs, CE costs and R/W incidentals.

						STATE FISCAL YEAR PROJECT BUDGETING					
						Prior Prog.	7/2016- 6/2017	7/2017- 6/2018	7/2018- 6/2019	7/2019- 6/2020	7/2020- 6/2021
County: Butler	Bridge replacements over St. Francis River and Overflow. Project involves bridges G0433 and K0838.					Engineering:	505	516	0	0	0
Route: MO 53						R/W:	431	0	0	0	0
Job No.: 9P3071						Construction:	0	6,056	0	0	0
Length: 1.19	MPO: N					FFOS:	0	0	0	0	0
Fund Cat: Taking Care Of System	Fed: 5,258 State: 1,314 Local: 0					Payments:	0	0	0	0	0
Sec Cat: Rehab And Reconst	Awd Date: Spring 17 Anticipated Fed Cat: NHPP Federal Oversight										
TIP #:	Future Cost: 0 Estimate Total: 7,508										
County: Butler	Pavement improvements and installation of rumble stripes from Bus. 60 to Rte. 51.					Engineering:	0	167	0	0	0
Route: RT B						R/W:	0	0	0	0	0
Job No.: 9S3249						Construction:	0	1,703	0	0	0
Length: 7.20	MPO: N					FFOS:	0	0	0	0	0
Fund Cat: Taking Care Of System	AC-State: 1,496 State: 374 Local: 0					Payments:	0	0	0	0	0
Sec Cat: Thin Lift Overlay	Awd Date: Fall 16 Anticipated Fed Cat: S.T.P.										
TIP #:	Future Cost: 0 Estimate Total: 1,870										
County: Cape Girardeau	Pavement improvements from Rte. 72 to Rte. 34/25/61 intersection in Jackson.					Engineering:	0	10	23	100	0
Route: MO 34						R/W:	0	0	0	0	0
Job No.: 9P3121B						Construction:	0	0	0	1,386	0
Length: 3.49	MPO: Y					FFOS:	0	0	0	0	0
Fund Cat: Taking Care Of System	Fed: 1,215 State: 304 Local: 0					Payments:	0	0	0	0	0
Sec Cat: Thin Lift Overlay	Awd Date: 2019 Anticipated Fed Cat: NHPP										
TIP #:	Future Cost: 0 Estimate Total: 1,519										
County: Cape Girardeau	Pavement improvements from 0.7 mile south of Rte. KK to Rte. T.					Engineering:	32	33	295	0	0
Route: IS 55						R/W:	0	0	0	0	0
Job No.: 9I3110						Construction:	0	0	3,456	0	0
Length: 13.99	MPO: N					FFOS:	0	0	0	0	0
Fund Cat: Statewide Interstate And Major Bridge	AC-State: 3,405 State: 379 Local: 0					Payments:	0	0	0	0	0
Sec Cat: Rehab And Reconst	Awd Date: Fall 17 Anticipated Fed Cat: NHPP										
TIP #:	Future Cost: 0 Estimate Total: 3,816										
County: Cape Girardeau	Bridge improvements over Rte. 61. Project involves bridges A0338 northbound and southbound.					Engineering:	10	64	100	326	0
Route: IS 55						R/W:	0	0	0	0	0
Job No.: 9I3125						Construction:	0	0	0	3,501	0
Length: 1.30	MPO: Y					FFOS:	0	0	0	0	0
Fund Cat: Statewide Interstate And Major Bridge	Fed: 3,193 State: 798 Local: 0					Payments:	0	0	0	0	0
Sec Cat: Rehab And Reconst	Awd Date: 2019 Anticipated Fed Cat: NHPP										
TIP #:	Future Cost: 0 Estimate Total: 4,001										

* Subject to the approval of the Transportation Improvement Plan by the governing Metropolitan Planning Organization.

Jun-14-2016

Section 4 - 3

District Southeast

Dollars in Thousands



2017-2021 Highway and Bridge Construction Schedule

Transportation Planning

P.O. Box 270
Jefferson City, MO 65102

Construction contingency applied to construction cost in the year the project is awarded.

Three percent project growth factor compounded annually is applied to right-of-way and construction costs in program years 2, 3, 4, and 5.

No inflation is applied to the Funding From Other Sources (FFOS) or Payments.

Engineering includes PE costs, CE costs and R/W incidentals.

Construction contingency applied to construction cost in the year the project is awarded. Three percent project growth factor compounded annually is applied to right-of-way and construction costs in program years 2, 3, 4, and 5. No inflation is applied to the Funding From Other Sources (FFOS) or Payments. Engineering includes PE costs, CE costs and R/W incidentals.							STATE FISCAL YEAR PROJECT BUDGETING						
							Prior Prog.	7/2016- 6/2017	7/2017- 6/2018	7/2018- 6/2019	7/2019- 6/2020	7/2020- 6/2021	
County: Cape Girardeau	Bridge improvements over Cape LaCrox Creek. Project involves bridge H0572.						Engineering:	5	5	31	0	0	0
Route: US 61							R/W:	0	0	0	0	0	0
Job No.: 9P3126							Construction:	0	0	263	0	0	0
Length: 0.15	MPO: Y						FFOS:	0	0	0	0	0	0
Fund Cat: Taking Care Of System	Fed: 238 State: 61 Local: 0					Payments:	0	0	0	0	0	0	
Sec Cat: Rehab And Reconst	Awd Date: 2018	Anticipated Fed Cat: NHPP											
TIP #:	Future Cost: 0 Estimate Total: 304												
County: Cape Girardeau	Pavement improvements from Rte. 25 to I-55 south of Cape Girardeau.						Engineering:	0	75	500	0	0	0
Route: US 61							R/W:	0	0	0	0	0	0
Job No.: 9P3187							Construction:	0	0	5,999	0	0	0
Length: 11.44	MPO: Y						FFOS:	0	0	0	0	0	0
Fund Cat: Taking Care Of System	Fed: 5,259 State: 1,315 Local: 0					Payments:	0	0	0	0	0	0	
Sec Cat: Thin Lift Overlay	Awd Date: 2018	Anticipated Fed Cat: S.T.P.											
TIP #:	Future Cost: 0 Estimate Total: 6,574												
County: Cape Girardeau	Bridge improvements over Poor Creek. Project involves bridge K0684.						Engineering:	10	97	0	0	0	0
Route: US 61							R/W:	0	4	0	0	0	0
Job No.: 9S3135							Construction:	0	634	0	0	0	0
Length: 0.11	MPO: N						FFOS:	0	0	0	0	0	0
Fund Cat: Taking Care Of System	Fed: 588 State: 147 Local: 0					Payments:	0	0	0	0	0	0	
Sec Cat: Rehab And Reconst	Awd Date: Spring 17	Anticipated Fed Cat: NHPP											
TIP #:	Future Cost: 0 Estimate Total: 745												
County: Cape Girardeau	Pavement improvements from Rte. 25 to I-55.						Engineering:	0	4	74	0	0	0
Route: MO 74							R/W:	0	0	0	0	0	0
Job No.: 9S3290							Construction:	0	0	813	0	0	0
Length: 5.26	MPO: Y						FFOS:	0	0	0	0	0	0
Fund Cat: Taking Care Of System	Fed: 712 State: 179 Local: 0					Payments:	0	0	0	0	0	0	
Sec Cat: Thin Lift Overlay	Awd Date: 2018	Anticipated Fed Cat: S.T.P.											
TIP #:	Future Cost: 0 Estimate Total: 891												
County: Cape Girardeau	Bridge improvements over Whitewater River. Project involves bridge L0567.						Engineering:	0	15	15	19	127	0
Route: RT A							R/W:	0	0	0	20	0	0
Job No.: 9S3299							Construction:	0	0	0	0	1,127	0
Length: 0.14	MPO: N						FFOS:	0	0	0	0	0	0
Fund Cat: Taking Care Of System	Fed: 1,059 State: 264 Local: 0					Payments:	0	0	0	0	0	0	
Sec Cat: Rehab And Reconst	Awd Date: 2020	Anticipated Fed Cat: NHPP											
TIP #:	Future Cost: 0 Estimate Total: 1,323												

* Subject to the approval of the Transportation Improvement Plan by the governing Metropolitan Planning Organization.

Jun-14-2016

Section 4 - 4

District Southeast

Dollars in Thousands



2017-2021 Highway and Bridge Construction Schedule

Transportation Planning

P.O. Box 270
Jefferson City, MO 65102

Construction contingency applied to construction cost in the year the project is awarded.

Three percent project growth factor compounded annually is applied to right-of-way and construction costs in program years 2, 3, 4, and 5.

No inflation is applied to the Funding From Other Sources (FFOS) or Payments.

Engineering includes PE costs, CE costs and R/W incidentals.

						STATE FISCAL YEAR PROJECT BUDGETING					
						Prior Prog.	7/2016- 6/2017	7/2017- 6/2018	7/2018- 6/2019	7/2019- 6/2020	7/2020- 6/2021
County:	Cape Girardeau	Bridge improvements over Little River Drainage Ditch No. 15. Project involves bridge				Engineering:	10	62	0	0	0
Route:	RT EE	A0907.				R/W:	0	5	0	0	0
Job No.:	9S3138					Construction:	0	357	0	0	0
Length:	0.10	MPO:	N			FFOS:	0	0	0	0	0
Fund Cat:	Taking Care Of System	Fed:	340	State:	84	Local:	0				
Sec Cat:	Rehab And Reconst	Awd Date:	Fall 16	Anticipated Fed Cat:		Payments:	0	0	0	0	0
TIP #:		Future Cost:	0	Estimate Total:							
						434					
County:	Cape Girardeau	Pavement improvements from Rte. 25 to Rte. 61.				Engineering:	0	20	147	0	0
Route:	RT K					R/W:	0	0	0	0	0
Job No.:	9S3297					Construction:	0	0	1,755	0	0
Length:	6.56	MPO:	Y			FFOS:	0	0	0	0	0
Fund Cat:	Taking Care Of System	Fed:	1,538	State:	384	Local:	0				
Sec Cat:	Thin Lift Overlay	Awd Date:	2018	Anticipated Fed Cat:		Payments:	0	0	0	0	0
TIP #:		Future Cost:	0	Estimate Total:							
						1,922					
County:	Cape Girardeau	Bridge improvements over Little Apple Creek. Project involves bridge P0893.				Engineering:	0	18	79	0	0
Route:	RT KK					R/W:	0	4	0	0	0
Job No.:	9S3216					Construction:	0	0	582	0	0
Length:	0.20	MPO:	N			FFOS:	0	0	0	0	0
Fund Cat:	Taking Care Of System	Fed:	547	State:	136	Local:	0				
Sec Cat:	Rehab And Reconst	Awd Date:	Fall 17	Anticipated Fed Cat:		Payments:	0	0	0	0	0
TIP #:		Future Cost:	0	Estimate Total:							
						683					
County:	Cape Girardeau	Pavement improvements from Rte. B to Rte. 61.				Engineering:	0	10	63	0	0
Route:	RT KK					R/W:	0	0	0	0	0
Job No.:	9S3292					Construction:	0	0	763	0	0
Length:	8.65	MPO:	N			FFOS:	0	0	0	0	0
Fund Cat:	Taking Care Of System	AC-State:	669	State:	167	Local:	0				
Sec Cat:	Thin Lift Overlay	Awd Date:	2018	Anticipated Fed Cat:		Payments:	0	0	0	0	0
TIP #:		Future Cost:	0	Estimate Total:							
						836					
County:	Cape Girardeau	Bridge improvements over Drainage Ditch No. 8. Project involves bridge N0412.				Engineering:	0	5	10	44	0
Route:	RT NN					R/W:	0	0	0	0	0
Job No.:	9S3286					Construction:	0	0	0	377	0
Length:	0.11	MPO:	N			FFOS:	0	0	0	0	0
Fund Cat:	Taking Care Of System	Fed:	349	State:	87	Local:	0				
Sec Cat:	Rehab And Reconst	Awd Date:	2019	Anticipated Fed Cat:		Payments:	0	0	0	0	0
TIP #:		Future Cost:	0	Estimate Total:							
						436					

* Subject to the approval of the Transportation Improvement Plan by the governing Metropolitan Planning Organization.

Jun-14-2016

Section 4 - 5

District Southeast

Dollars in Thousands



2017-2021 Highway and Bridge Construction Schedule

Transportation Planning

P.O. Box 270
Jefferson City, MO 65102

Construction contingency applied to construction cost in the year the project is awarded.

Three percent project growth factor compounded annually is applied to right-of-way and construction costs in program years 2, 3, 4, and 5.

No inflation is applied to the Funding From Other Sources (FFOS) or Payments.

Engineering includes PE costs, CE costs and R/W incidentals.

Construction contingency applied to construction cost in the year the project is awarded. Three percent project growth factor compounded annually is applied to right-of-way and construction costs in program years 2, 3, 4, and 5. No inflation is applied to the Funding From Other Sources (FFOS) or Payments. Engineering includes PE costs, CE costs and R/W incidentals.							STATE FISCAL YEAR PROJECT BUDGETING					
							Prior Prog.	7/2016- 6/2017	7/2017- 6/2018	7/2018- 6/2019	7/2019- 6/2020	7/2020- 6/2021
County: Cape Girardeau Route: RT V Job No.: 9S3203 Length: 0.20 MPO: N Fund Cat: Taking Care Of System Sec Cat: Rehab And Reconst Awd Date: Fall 17 Anticipated Fed Cat: S.T.P. TIP #: Future Cost: 0 Estimate Total: 1,028	Engineering:	0	16	129	0	0	0					
	R/W:	0	4	0	0	0	0					
	Construction:	0	0	879	0	0	0					
	FFOS:	0	0	0	0	0	0					
	Payments:	0	0	0	0	0	0					
County: Carter Route: US 60 Job No.: 9P3199 Length: 0.56 MPO: N Fund Cat: Taking Care Of System Sec Cat: Thin Lift Overlay Awd Date: 2019 Anticipated Fed Cat: S.T.P. TIP #: Future Cost: 0 Estimate Total: 201	Engineering:	0	1	1	15	0	0					
	R/W:	0	0	0	0	0	0					
	Construction:	0	0	0	184	0	0					
	FFOS:	0	0	0	0	0	0					
	Payments:	0	0	0	0	0	0					
County: Carter Route: US 60 Job No.: 9P3200 Length: 6.02 MPO: N Fund Cat: Taking Care Of System Sec Cat: Thin Lift Overlay Awd Date: 2019 Anticipated Fed Cat: S.T.P. TIP #: Future Cost: 0 Estimate Total: 1,745	Engineering:	0	10	10	127	0	0					
	R/W:	0	0	0	0	0	0					
	Construction:	0	0	0	1,598	0	0					
	FFOS:	0	0	0	0	0	0					
	Payments:	0	0	0	0	0	0					
County: Carter Route: RT A Job No.: 9S3175 Length: 8.32 MPO: N Fund Cat: Taking Care Of System Sec Cat: Thin Lift Overlay Awd Date: Fall 16 Anticipated Fed Cat: S.T.P. TIP #: Future Cost: 0 Estimate Total: 544	Engineering:	0	44	0	0	0	0					
	R/W:	0	0	0	0	0	0					
	Construction:	0	500	0	0	0	0					
	FFOS:	0	500	0	0	0	0					
	Payments:	0	0	0	0	0	0					
County: Dent Route: MO 32 Job No.: 9P3170 Length: 12.02 MPO: N Fund Cat: Taking Care Of System Sec Cat: Thin Lift Overlay Awd Date: Fall 16 Anticipated Fed Cat: S.T.P. TIP #: Future Cost: 0 Estimate Total: 857	Engineering:	0	64	0	0	0	0					
	R/W:	0	0	0	0	0	0					
	Construction:	0	793	0	0	0	0					
	FFOS:	0	793	0	0	0	0					
	Payments:	0	0	0	0	0	0					

* Subject to the approval of the Transportation Improvement Plan by the governing Metropolitan Planning Organization.

Jun-14-2016

Section 4 - 6

District Southeast

Dollars in Thousands



2017-2021 Highway and Bridge Construction Schedule

Construction contingency applied to construction cost in the year the project is awarded.

Three percent project growth factor compounded annually is applied to right-of-way and construction costs in program years 2, 3, 4, and 5.

No inflation is applied to the Funding From Other Sources (FFOS) or Payments.

Engineering includes PE costs, CE costs and R/W incidentals.

						STATE FISCAL YEAR PROJECT BUDGETING					
						Prior Prog.	7/2016- 6/2017	7/2017- 6/2018	7/2018- 6/2019	7/2019- 6/2020	7/2020- 6/2021
County: Douglas	Bridge improvements over Bryant Creek. Project involves bridge A0275.					Engineering:	5	140	0	0	0
Route: MO 5						R/W:	0	4	0	0	0
Job No.: 9P3118						Construction:	0	858	0	0	0
Length: 0.20	MPO: N					FFOS:	0	0	0	0	0
Fund Cat: Taking Care Of System					Fed: 801 State: 201 Local: 0	Payments:	0	0	0	0	0
Sec Cat: Rehab And Reconst	Awd Date: Fall 16	Anticipated Fed Cat: NHPP									
TIP #:	Future Cost: 0				Estimate Total: 1,007						
County: Douglas	Bridge improvements over Little Beaver Creek. Project involves bridge T0154.					Engineering:	0	14	93	0	0
Route: RT T						R/W:	0	4	0	0	0
Job No.: 9S3207						Construction:	0	0	644	0	0
Length: 0.20	MPO: N					FFOS:	0	0	0	0	0
Fund Cat: Taking Care Of System					Fed: 603 State: 152 Local: 0	Payments:	0	0	0	0	0
Sec Cat: Rehab And Reconst	Awd Date: Fall 17	Anticipated Fed Cat: NHPP									
TIP #:	Future Cost: 0				Estimate Total: 755						
County: Douglas	Bridge improvements over Fox Creek. Project involves bridge R0169.					Engineering:	0	10	73	0	0
Route: RT ZZ						R/W:	0	4	0	0	0
Job No.: 9S3205						Construction:	0	0	502	0	0
Length: 0.15	MPO: N					FFOS:	0	0	0	0	0
Fund Cat: Taking Care Of System					Fed: 471 State: 118 Local: 0	Payments:	0	0	0	0	0
Sec Cat: Rehab And Reconst	Awd Date: Fall 17	Anticipated Fed Cat: S.T.P.									
TIP #:	Future Cost: 0				Estimate Total: 589						
County: Douglas	Bridge improvements over Fox Creek. Project involves bridge R0170.					Engineering:	0	10	73	0	0
Route: RT ZZ						R/W:	0	4	0	0	0
Job No.: 9S3206						Construction:	0	0	502	0	0
Length: 0.20	MPO: N					FFOS:	0	0	0	0	0
Fund Cat: Taking Care Of System					Fed: 471 State: 118 Local: 0	Payments:	0	0	0	0	0
Sec Cat: Rehab And Reconst	Awd Date: Fall 17	Anticipated Fed Cat: S.T.P.									
TIP #:	Future Cost: 0				Estimate Total: 589						
County: Dunklin	Pavement improvements from north of Rte. 153 to Rte. 412.					Engineering:	10	219	0	0	0
Route: MO 25						R/W:	0	0	0	0	0
Job No.: 9P3154						Construction:	0	2,330	0	0	0
Length: 6.88	MPO: N					FFOS:	0	0	0	0	0
Fund Cat: Taking Care Of System					AC-State: 2,039 State: 510 Local: 0	Payments:	0	0	0	0	0
Sec Cat: Thin Lift Overlay	Awd Date: Winter 17	Anticipated Fed Cat: S.T.P.									
TIP #:	Future Cost: 0				Estimate Total: 2,559						

* Subject to the approval of the Transportation Improvement Plan by the governing Metropolitan Planning Organization.



2017-2021 Highway and Bridge Construction Schedule

Transportation Planning

P.O. Box 270
Jefferson City, MO 65102

Construction contingency applied to construction cost in the year the project is awarded.

Three percent project growth factor compounded annually is applied to right-of-way and construction costs in program years 2, 3, 4, and 5.

No inflation is applied to the Funding From Other Sources (FFOS) or Payments.

Engineering includes PE costs, CE costs and R/W incidentals.

Construction contingency applied to construction cost in the year the project is awarded. Three percent project growth factor compounded annually is applied to right-of-way and construction costs in program years 2, 3, 4, and 5. No inflation is applied to the Funding From Other Sources (FFOS) or Payments. Engineering includes PE costs, CE costs and R/W incidentals.										STATE FISCAL YEAR PROJECT BUDGETING					
										Prior Prog.	7/2016- 6/2017	7/2017- 6/2018	7/2018- 6/2019	7/2019- 6/2020	7/2020- 6/2021
County: Dunklin Route: MO 25 Job No.: 9P3265 Length: 4.02 MPO: N Fund Cat: Taking Care Of System Sec Cat: Thin Lift Overlay TIP #:	Pavement improvements from Bus. 25 to County Road 212. AC-State: 987 State: 246 Local: 0 Awd Date: 2018 Anticipated Fed Cat: S.T.P. Future Cost: 0 Estimate Total: 1,233				Engineering:	0	10	97	0	0	0				
						R/W:	0	0	0	0	0	0			
						Construction:	0	0	1,126	0	0	0			
						FFOS:	0	0	0	0	0	0			
						Payments:	0	0	0	0	0	0			
County: Dunklin Route: BU 25 Job No.: 9S3266 Length: 3.20 MPO: N Fund Cat: Taking Care Of System Sec Cat: Thin Lift Overlay TIP #:	Pavement improvements from Rte. 25 to Taylor Street in Malden. AC-State: 497 State: 125 Local: 0 Awd Date: 2018 Anticipated Fed Cat: S.T.P. Future Cost: 0 Estimate Total: 622				Engineering:	0	4	50	0	0	0				
						R/W:	0	0	0	0	0	0			
						Construction:	0	0	568	0	0	0			
						FFOS:	0	0	0	0	0	0			
						Payments:	0	0	0	0	0	0			
County: Dunklin Route: RT C Job No.: 9S3248 Length: 3.32 MPO: N Fund Cat: Taking Care Of System Sec Cat: Thin Lift Overlay TIP #:	Pavement improvements from Rte. P to Rte. N. AC-State: 182 State: 45 Local: 0 Awd Date: 2018 Anticipated Fed Cat: S.T.P. Future Cost: 0 Estimate Total: 227				Engineering:	0	2	18	0	0	0				
						R/W:	0	0	0	0	0	0			
						Construction:	0	0	207	0	0	0			
						FFOS:	0	0	0	0	0	0			
						Payments:	0	0	0	0	0	0			
County: Dunklin Route: RT E Job No.: 9S3291 Length: 2.77 MPO: N Fund Cat: Taking Care Of System Sec Cat: Thin Lift Overlay TIP #:	Pavement improvements from Rte. 84 to Rte. 25. AC-State: 299 State: 74 Local: 0 Awd Date: 2018 Anticipated Fed Cat: S.T.P. Future Cost: 0 Estimate Total: 373				Engineering:	0	10	32	0	0	0				
						R/W:	0	0	0	0	0	0			
						Construction:	0	0	331	0	0	0			
						FFOS:	0	0	0	0	0	0			
						Payments:	0	0	0	0	0	0			
County: Dunklin Route: RT N Job No.: 9S3221 Length: 0.20 MPO: N Fund Cat: Taking Care Of System Sec Cat: Rehab And Reconst TIP #:	Bridge improvements over Honey Cypress Ditch. Project involves bridge F0963. Fed: 394 State: 99 Local: 0 Awd Date: Fall 17 Anticipated Fed Cat: NHPP Future Cost: 0 Estimate Total: 493				Engineering:	0	26	43	0	0	0				
						R/W:	0	4	0	0	0	0			
						Construction:	0	0	420	0	0	0			
						FFOS:	0	0	0	0	0	0			
						Payments:	0	0	0	0	0	0			

* Subject to the approval of the Transportation Improvement Plan by the governing Metropolitan Planning Organization.

Jun-14-2016

Section 4 - 8

District Southeast

Dollars in Thousands



2017-2021 Highway and Bridge Construction Schedule

Construction contingency applied to construction cost in the year the project is awarded.

Three percent project growth factor compounded annually is applied to right-of-way and construction costs in program years 2, 3, 4, and 5.

No inflation is applied to the Funding From Other Sources (FFOS) or Payments.

Engineering includes PE costs, CE costs and R/W incidentals.

						STATE FISCAL YEAR PROJECT BUDGETING					
						Prior Prog.	7/2016- 6/2017	7/2017- 6/2018	7/2018- 6/2019	7/2019- 6/2020	7/2020- 6/2021
County: Dunklin	Bridge improvements over Snipe Slough Ditch. Project involves bridge F0631.					Engineering:	0	21	54	0	0
Route: RT O						R/W:	0	4	0	0	0
Job No.: 9S3229						Construction:	0	0	437	0	0
Length: 0.20	MPO: N					FFOS:	0	0	0	0	0
Fund Cat: Taking Care Of System	Fed: 413 State: 103 Local: 0					Payments:	0	0	0	0	0
Sec Cat: Rehab And Reconst	Awd Date: Fall 17	Anticipated Fed Cat: NHPP									
TIP #:	Future Cost: 0				Estimate Total: 516						
County: Dunklin	Pavement improvements from Rte. 84 to Rte. 412.					Engineering:	0	1	13	0	0
Route: RT O						R/W:	0	0	0	0	0
Job No.: 9S3244						Construction:	0	0	150	0	0
Length: 1.70	MPO: N	AC-State: 131 State: 33 Local: 0				FFOS:	0	0	0	0	0
Fund Cat: Taking Care Of System	Awd Date: 2018 Anticipated Fed Cat: S.T.P.					Payments:	0	0	0	0	0
Sec Cat: Thin Lift Overlay	Future Cost: 0				Estimate Total: 164						
TIP #:											
County: Dunklin	Pavement improvements from Rte. O to Rte. 412.					Engineering:	0	1	13	0	0
Route: RT VV						R/W:	0	0	0	0	0
Job No.: 9S3245						Construction:	0	0	149	0	0
Length: 0.92	MPO: N	AC-State: 130 State: 33 Local: 0				FFOS:	0	0	0	0	0
Fund Cat: Taking Care Of System	Awd Date: 2018 Anticipated Fed Cat: S.T.P.					Payments:	0	0	0	0	0
Sec Cat: Thin Lift Overlay	Future Cost: 0				Estimate Total: 163						
TIP #:											
County: Dunklin	Bridge improvements over Drainage Ditch No. 2. Project involves bridge N0567.					Engineering:	10	48	0	0	0
Route: RT ZZ						R/W:	0	4	0	0	0
Job No.: 9S3152						Construction:	0	318	0	0	0
Length: 0.20	MPO: N	AC-State: 296 State: 74 Local: 0				FFOS:	0	0	0	0	0
Fund Cat: Taking Care Of System	Awd Date: Fall 16 Anticipated Fed Cat: S.T.P.					Payments:	0	0	0	0	0
Sec Cat: Rehab And Reconst	Future Cost: 0				Estimate Total: 380						
TIP #:											
County: Howell	Pavement improvements and addition of two foot shoulders from Rte. 101 to Rte. JJ.					Engineering:	0	22	199	0	0
Route: US 160						R/W:	0	0	0	0	0
Job No.: 9P3293						Construction:	0	0	2,468	0	0
Length: 13.38	MPO: N	AC-State: 2,151 State: 538 Local: 0				FFOS:	0	0	0	0	0
Fund Cat: Taking Care Of System	Awd Date: 2018 Anticipated Fed Cat: S.T.P.					Payments:	0	0	0	0	0
Sec Cat: Thin Lift Overlay	Future Cost: 0				Estimate Total: 2,689						
TIP #:											

* Subject to the approval of the Transportation Improvement Plan by the governing Metropolitan Planning Organization.



2017-2021 Highway and Bridge Construction Schedule

Transportation Planning

P.O. Box 270
Jefferson City, MO 65802

Construction contingency applied to construction cost in the year the project is awarded.

Three percent project growth factor compounded annually is applied to right-of-way and construction costs in program years 2, 3, 4, and 5.

No inflation is applied to the Funding From Other Sources (FFOS) or Payments.

Engineering includes PE costs, CE costs and R/W incidentals.

Construction contingency applied to construction cost in the year the project is awarded. Three percent project growth factor compounded annually is applied to right-of-way and construction costs in program years 2, 3, 4, and 5. No inflation is applied to the Funding From Other Sources (FFOS) or Payments. Engineering includes PE costs, CE costs and R/W incidentals.										STATE FISCAL YEAR PROJECT BUDGETING					
										Prior Prog.	7/2016- 6/2017	7/2017- 6/2018	7/2018- 6/2019	7/2019- 6/2020	7/2020- 6/2021
County: Howell Route: MO 17 Job No.: 9S3204 Length: 0.20 MPO: N Fund Cat: Taking Care Of System Sec Cat: Rehab And Reconst Awd Date: Fall 17 Anticipated Fed Cat: NHPP TIP #: Future Cost: 0 Estimate Total: 715	Bridge improvements over Gunters Creek. Project involves bridge T0465.				Engineering: R/W: Construction: FFOS: Payments:	0 0 0 0 0 0	10 4 0 0 0 0	91 0 610 0 0 0	0 0 0 0 0 0	0 0 0 0 0 0					
County: Howell Route: US 60 Job No.: 9P3195 Length: 3.81 MPO: N Fund Cat: Taking Care Of System Sec Cat: Thin Lift Overlay Awd Date: Fall 17 Anticipated Fed Cat: S.T.P. TIP #: Future Cost: 0 Estimate Total: 1,068	Pavement improvements on the eastbound lane from Rte. NN to Mountain View.				Engineering: R/W: Construction: FFOS: Payments:	0 0 0 0 0 0	4 0 0 0 0 0	89 0 975 0 0 0	0 0 0 0 0 0	0 0 0 0 0 0					
County: Howell Route: US 60 Job No.: 9P3196 Length: 11.46 MPO: N Fund Cat: Taking Care Of System Sec Cat: Thin Lift Overlay Awd Date: 2019 Anticipated Fed Cat: S.T.P. TIP #: Future Cost: 0 Estimate Total: 3,351	Pavement improvements on the eastbound lane from Mountain View to Birch Tree.				Engineering: R/W: Construction: FFOS: Payments:	0 0 0 0 0 0	20 0 0 0 0 0	20 0 0 3,066 0 0	245 0 0 0 0 0	0 0 0 0 0 0					
County: Howell Route: US 60 Job No.: 9P3202 Length: 13.85 MPO: N Fund Cat: Taking Care Of System Sec Cat: Thin Lift Overlay Awd Date: 2019 Anticipated Fed Cat: S.T.P. TIP #: Future Cost: 0 Estimate Total: 2,698	Pavement improvements on the westbound lane from Rte. T to Rte. 63.				Engineering: R/W: Construction: FFOS: Payments:	0 0 0 0 0 0	10 0 0 0 0 0	10 0 0 2,468 0 0	210 0 0 0 0 0	0 0 0 0 0 0					
County: Howell Route: US 60 Job No.: 9P3300 Length: 80.85 MPO: N Fund Cat: Safety Sec Cat: Safety Awd Date: Winter 17 Anticipated Fed Cat: Safety TIP #: Future Cost: 0 Estimate Total: 191	Installation of rumble stripes at various locations from Bus. 63 in Willow Springs to County Road 256 in Carter County.				Engineering: R/W: Construction: FFOS: Payments:	0 0 0 0 0 0	21 0 170 0 0 0	0 0 0 0 0 0	0 0 0 0 0 0	0 0 0 0 0 0					

* Subject to the approval of the Transportation Improvement Plan by the governing Metropolitan Planning Organization.

Jun-14-2016

Section 4 - 10

District Southeast

Dollars in Thousands



2017-2021 Highway and Bridge Construction Schedule

Transportation Planning

P.O. Box 270
Jefferson City, MO 65802

Construction contingency applied to construction cost in the year the project is awarded.

Three percent project growth factor compounded annually is applied to right-of-way and construction costs in program years 2, 3, 4, and 5.

No inflation is applied to the Funding From Other Sources (FFOS) or Payments.

Engineering includes PE costs, CE costs and R/W incidentals.

Construction contingency applied to construction cost in the year the project is awarded. Three percent project growth factor compounded annually is applied to right-of-way and construction costs in program years 2, 3, 4, and 5. No inflation is applied to the Funding From Other Sources (FFOS) or Payments. Engineering includes PE costs, CE costs and R/W incidentals.											STATE FISCAL YEAR PROJECT BUDGETING					
											Prior Prog.	7/2016- 6/2017	7/2017- 6/2018	7/2018- 6/2019	7/2019- 6/2020	7/2020- 6/2021
County: Howell Route: RT BB Job No.: 9S3235 Length: 5.65 MPO: N Fund Cat: Taking Care Of System Sec Cat: Thin Lift Overlay TIP #:	Pavement improvements from Rte. 160 to end of state maintenance. AC-State: 323 State: 81 Local: 0 Awd Date: 2018 Anticipated Fed Cat: S.T.P. Future Cost: 0 Estimate Total: 404					Engineering:	0	4	32	0	0	0				
						R/W:	0	0	0	0	0	0				
						Construction:	0	0	368	0	0	0				
						FFOS:	0	0	0	0	0	0				
						Payments:	0	0	0	0	0	0				
County: Howell Route: RT W Job No.: 9S3241 Length: 17.96 MPO: N Fund Cat: Taking Care Of System Sec Cat: Thin Lift Overlay TIP #:	Pavement improvements from Rte. 17 to Mountain View. Fed: 1,107 State: 276 Local: 0 Awd Date: 2019 Anticipated Fed Cat: S.T.P. Future Cost: 0 Estimate Total: 1,383					Engineering:	0	6	10	102	0	0				
						R/W:	0	0	0	0	0	0				
						Construction:	0	0	0	1,265	0	0				
						FFOS:	0	0	0	0	0	0				
						Payments:	0	0	0	0	0	0				
County: Iron Route: MO 21 Job No.: 9P3128 Length: 0.05 MPO: N Fund Cat: Taking Care Of System Sec Cat: Rehab And Reconst TIP #:	Bridge improvements over Carver Creek. Project involves bridge J0990. Fed: 198 State: 50 Local: 0 Awd Date: 2018 Anticipated Fed Cat: NHPP Future Cost: 0 Estimate Total: 253					Engineering:	5	5	25	0	0	0				
						R/W:	0	0	0	0	0	0				
						Construction:	0	0	218	0	0	0				
						FFOS:	0	0	0	0	0	0				
						Payments:	0	0	0	0	0	0				
County: Iron Route: MO 49 Job No.: 9P3129 Length: 0.10 MPO: N Fund Cat: Taking Care Of System Sec Cat: Rehab And Reconst TIP #:	Bridge improvements over Big Creek. Project involves bridge G0879. Fed: 808 State: 203 Local: 0 Awd Date: 2018 Anticipated Fed Cat: NHPP Future Cost: 0 Estimate Total: 1,031					Engineering:	20	20	98	0	0	0				
						R/W:	0	0	23	0	0	0				
						Construction:	0	0	870	0	0	0				
						FFOS:	0	0	0	0	0	0				
						Payments:	0	0	0	0	0	0				
County: Iron Route: MO 72 Job No.: 9P3058 Length: 0.20 MPO: N Fund Cat: Taking Care Of System Sec Cat: Rehab And Reconst TIP #:	Bridge improvements over Stouts Creek. Project involves bridge H0393. Fed: 987 State: 247 Local: 0 Awd Date: 2018 Anticipated Fed Cat: NHPP Future Cost: 0 Estimate Total: 1,294					Engineering:	60	54	97	0	0	0				
						R/W:	0	8	0	0	0	0				
						Construction:	0	0	1,075	0	0	0				
						FFOS:	0	0	0	0	0	0				
						Payments:	0	0	0	0	0	0				

* Subject to the approval of the Transportation Improvement Plan by the governing Metropolitan Planning Organization.

Jun-14-2016

Section 4 - 11

District Southeast

Dollars in Thousands



2017-2021 Highway and Bridge Construction Schedule

Transportation Planning

P.O. Box 270
Jefferson City, MO 65102

Construction contingency applied to construction cost in the year the project is awarded.

Three percent project growth factor compounded annually is applied to right-of-way and construction costs in program years 2, 3, 4, and 5.

No inflation is applied to the Funding From Other Sources (FFOS) or Payments.

Engineering includes PE costs, CE costs and R/W incidentals.

Construction contingency applied to construction cost in the year the project is awarded. Three percent project growth factor compounded annually is applied to right-of-way and construction costs in program years 2, 3, 4, and 5. No inflation is applied to the Funding From Other Sources (FFOS) or Payments. Engineering includes PE costs, CE costs and R/W incidentals.											STATE FISCAL YEAR PROJECT BUDGETING						
											Prior Prog.	7/2016- 6/2017	7/2017- 6/2018	7/2018- 6/2019	7/2019- 6/2020	7/2020- 6/2021	
County: Iron	Pavement improvements from Rte. 21 to Madison County line.										Engineering:	0	8	86	0	0	0
Route: RT E											R/W:	0	0	0	0	0	0
Job No.: 9S3190											Construction:	0	0	967	0	0	0
Length: 12.02	MPO: N											FFOS:	0	0	0	0	0
Fund Cat: Taking Care Of System	AC-State: 849 State: 212 Local: 0										Payments:	0	0	0	0	0	
Sec Cat: Thin Lift Overlay	Awd Date: 2018	Anticipated Fed Cat: S.T.P.															
TIP #:	Future Cost: 0 Estimate Total: 1,061																
County: Madison	Erosion control repairs at various locations along Rte. 67.										Engineering:	0	44	0	0	0	0
Route: US 67											R/W:	0	0	0	0	0	0
Job No.: 9P3243											Construction:	0	500	0	0	0	0
Length: 8.55	MPO: N											FFOS:	0	0	0	0	0
Fund Cat: Taking Care Of System	AC-State: 435 State: 109 Local: 0										Payments:	0	0	0	0	0	
Sec Cat: Systems Operations	Awd Date: Spring 17	Anticipated Fed Cat: S.T.P.															
TIP #:	Future Cost: 0 Estimate Total: 544																
County: Madison	Erosion control repairs at various locations along Rtes. 60 and 67.										Engineering:	0	1	43	0	0	0
Route: US 67											R/W:	0	0	0	0	0	0
Job No.: 9P3246											Construction:	0	0	515	0	0	0
Length: 22.35	MPO: N											FFOS:	0	0	0	0	0
Fund Cat: Taking Care Of System	AC-State: 447 State: 112 Local: 0										Payments:	0	0	0	0	0	
Sec Cat: Systems Operations	Awd Date: 2018	Anticipated Fed Cat: S.T.P.															
TIP #:	Future Cost: 0 Estimate Total: 559																
County: Madison	Erosion control repairs at various locations along Rtes. 60 and 67.										Engineering:	0	1	1	42	0	0
Route: US 67											R/W:	0	0	0	0	0	0
Job No.: 9P3247											Construction:	0	0	0	530	0	0
Length: 22.35	MPO: N											FFOS:	0	0	0	0	0
Fund Cat: Taking Care Of System	AC-State: 459 State: 115 Local: 0										Payments:	0	0	0	0	0	
Sec Cat: Systems Operations	Awd Date: 2019	Anticipated Fed Cat: S.T.P.															
TIP #:	Future Cost: 0 Estimate Total: 574																
County: Madison	Bridge improvements over St. Francois River. Project involves bridge J0521.										Engineering:	0	20	50	50	51	248
Route: RT C											R/W:	0	0	0	0	7	0
Job No.: 9S3213											Construction:	0	0	0	0	0	2,966
Length: 0.20	MPO: N											FFOS:	0	0	0	0	0
Fund Cat: Taking Care Of System	Fed: 2,715 State: 677 Local: 0										Payments:	0	0	0	0	0	
Sec Cat: Rehab And Reconst	Awd Date: 2021	Anticipated Fed Cat: NHPP															
TIP #:	Future Cost: 0 Estimate Total: 3,392																

* Subject to the approval of the Transportation Improvement Plan by the governing Metropolitan Planning Organization.

Jun-14-2016

Section 4 - 12

District Southeast

Dollars in Thousands



2017-2021 Highway and Bridge Construction Schedule

Transportation Planning

P.O. Box 270
Jefferson City, MO 65102

Construction contingency applied to construction cost in the year the project is awarded.

Three percent project growth factor compounded annually is applied to right-of-way and construction costs in program years 2, 3, 4, and 5.

No inflation is applied to the Funding From Other Sources (FFOS) or Payments.

Engineering includes PE costs, CE costs and R/W incidentals.

Construction contingency applied to construction cost in the year the project is awarded. Three percent project growth factor compounded annually is applied to right-of-way and construction costs in program years 2, 3, 4, and 5. No inflation is applied to the Funding From Other Sources (FFOS) or Payments. Engineering includes PE costs, CE costs and R/W incidentals.											STATE FISCAL YEAR PROJECT BUDGETING					
											Prior Prog.	7/2016- 6/2017	7/2017- 6/2018	7/2018- 6/2019	7/2019- 6/2020	7/2020- 6/2021
County: Madison Route: RT CC Job No.: 9S3215 Length: 0.12 MPO: N Fund Cat: Taking Care Of System Sec Cat: Rehab And Reconst Awd Date: Fall 17 Anticipated Fed Cat: S.T.P. TIP #: Future Cost: 0 Estimate Total: 628	Engineering: R/W: Construction: FFOS: Payments:	0 0 0 0 0 0	13 4 0 0 0 0	76 0 535 0 0 0	0 0 0 0 0 0	0 0 0 0 0 0										
County: Madison Route: RT Z Job No.: 9S3214 Length: 0.20 MPO: N Fund Cat: Taking Care Of System Sec Cat: Rehab And Reconst Awd Date: Fall 17 Anticipated Fed Cat: S.T.P. TIP #: Future Cost: 0 Estimate Total: 1,025	Engineering: R/W: Construction: FFOS: Payments:	0 0 0 0 0 0	13 4 0 0 0 0	131 0 877 0 0 0	0 0 0 0 0 0	0 0 0 0 0 0										
County: Mississippi Route: MO 102 Job No.: 9S3142 Length: 0.20 MPO: N Fund Cat: Taking Care Of System Sec Cat: Rehab And Reconst Awd Date: Fall 16 Anticipated Fed Cat: NHPP TIP #: Future Cost: 0 Estimate Total: 1,036	Engineering: R/W: Construction: FFOS: Payments:	10 0 0 0 0 0	148 4 874 0 0 0	0 0 0 0 0 0	0 0 0 0 0 0	0 0 0 0 0 0										
County: Mississippi Route: IS 57 Job No.: 9I3002 Length: 0.36 MPO: N Fund Cat: Statewide Interstate And Major Bridge Sec Cat: Preventive Maint Awd Date: N/A Anticipated Fed Cat: NHPP TIP #: Future Cost: 0 Estimate Total: 100	Engineering: R/W: Construction: FFOS: Payments:	0 0 0 0 0 0	0 0 100 0 0 0	0 0 0 0 0 0	0 0 0 0 0 0	0 0 0 0 0 0										
County: Mississippi Route: IS 57 Job No.: 9I3021 Length: 0.27 MPO: N Fund Cat: Statewide Interstate And Major Bridge Sec Cat: Rehab And Reconst Awd Date: N/A Anticipated Fed Cat: NHPP TIP #: Future Cost: 0 Estimate Total: 400	Engineering: R/W: Construction: FFOS: Payments:	0 0 0 0 0 0	0 0 0 0 0 0	0 0 400 0 0 0	0 0 0 0 0 0	0 0 0 0 0 0										

* Subject to the approval of the Transportation Improvement Plan by the governing Metropolitan Planning Organization.

Jun-14-2016

Section 4 - 13

District Southeast

Dollars in Thousands



2017-2021 Highway and Bridge Construction Schedule

Transportation Planning

P.O. Box 270
Jefferson City, MO 65102

Construction contingency applied to construction cost in the year the project is awarded.

Three percent project growth factor compounded annually is applied to right-of-way and construction costs in program years 2, 3, 4, and 5.

No inflation is applied to the Funding From Other Sources (FFOS) or Payments.

Engineering includes PE costs, CE costs and R/W incidentals.

						STATE FISCAL YEAR PROJECT BUDGETING					
						Prior Prog.	7/2016- 6/2017	7/2017- 6/2018	7/2018- 6/2019	7/2019- 6/2020	7/2020- 6/2021
County: Mississippi	Payment to IDOT for new navigational lighting system over Mississippi River at Cairo.					Engineering:	0	0	0	0	0
Route: IS 57	Project involves bridge A2000.					R/W:	0	0	0	0	0
Job No.: 913099						Construction:	0	0	0	500	0
Length: 0.80	MPO: N					FFOS:	0	0	0	0	0
Fund Cat: Statewide Interstate And Major Bridge	Fed: 450 State: 50 Local: 0					Payments:	0	0	0	0	0
Sec Cat: Rehab And Reconst	Awd Date: N/A Anticipated Fed Cat: NHPP										
TIP #:	Future Cost: 0 Estimate Total: 500										
County: Mississippi	Payment to IDOT for deck sealing Mississippi River Bridge. Project involves bridge					Engineering:	0	0	0	0	2
Route: IS 57	A2000.					R/W:	0	0	0	0	0
Job No.: 913160						Construction:	0	0	0	0	30
Length: 0.50	MPO: N					FFOS:	0	0	0	0	0
Fund Cat: Statewide Interstate And Major Bridge	Fed: 26 State: 6 Local: 0					Payments:	0	0	0	0	0
Sec Cat: Preventive Maint	Awd Date: N/A Anticipated Fed Cat: NHPP										
TIP #:	Future Cost: 0 Estimate Total: 32										
County: Mississippi	Payment to IDOT for bridge improvements over Mississippi River at Cairo. Project					Engineering:	0	0	0	0	0
Route: US 60	involves bridge K0950.					R/W:	0	0	0	0	0
Job No.: 9S3097						Construction:	0	1,500	0	0	0
Length: 0.42	MPO: N					FFOS:	0	0	0	0	0
Fund Cat: Statewide Interstate And Major Bridge	Fed: 1,200 State: 300 Local: 0					Payments:	0	0	0	0	0
Sec Cat: Rehab And Reconst	Awd Date: N/A Anticipated Fed Cat: NHPP										
TIP #:	Future Cost: 0 Estimate Total: 1,500										
County: Mississippi	Pavement improvements from Rte. 77 to 0.2 mile east of County Road 501.					Engineering:	0	0	18	0	0
Route: MO 80						R/W:	0	0	0	0	0
Job No.: 9S3254						Construction:	0	0	187	0	0
Length: 2.40	MPO: N					FFOS:	0	0	0	0	0
Fund Cat: Taking Care Of System	AC-State: 165 State: 40 Local: 0					Payments:	0	0	0	0	0
Sec Cat: Thin Lift Overlay	Awd Date: Fall 17 Anticipated Fed Cat: S.T.P.										
TIP #:	Future Cost: 0 Estimate Total: 205										
County: Mississippi	Bridge improvements over Lateral Ditch No. 4. Project involves bridge X0055.					Engineering:	10	45	0	0	0
Route: RT C						R/W:	0	4	0	0	0
Job No.: 9S3139						Construction:	0	326	0	0	0
Length: 0.10	MPO: N					FFOS:	0	0	0	0	0
Fund Cat: Taking Care Of System	Fed: 301 State: 74 Local: 0					Payments:	0	0	0	0	0
Sec Cat: Rehab And Reconst	Awd Date: Fall 16 Anticipated Fed Cat: NHPP										
TIP #:	Future Cost: 0 Estimate Total: 385										

* Subject to the approval of the Transportation Improvement Plan by the governing Metropolitan Planning Organization.

Jun-14-2016

Section 4 - 14

District Southeast

Dollars in Thousands



2017-2021 Highway and Bridge Construction Schedule

Transportation Planning

P.O. Box 270
Jefferson City, MO 65102

Construction contingency applied to construction cost in the year the project is awarded.

Three percent project growth factor compounded annually is applied to right-of-way and construction costs in program years 2, 3, 4, and 5.

No inflation is applied to the Funding From Other Sources (FFOS) or Payments.

Engineering includes PE costs, CE costs and R/W incidentals.

Construction contingency applied to construction cost in the year the project is awarded. Three percent project growth factor compounded annually is applied to right-of-way and construction costs in program years 2, 3, 4, and 5. No inflation is applied to the Funding From Other Sources (FFOS) or Payments. Engineering includes PE costs, CE costs and R/W incidentals.										STATE FISCAL YEAR PROJECT BUDGETING						
										Prior Prog.	7/2016- 6/2017	7/2017- 6/2018	7/2018- 6/2019	7/2019- 6/2020	7/2020- 6/2021	
County: Mississippi	Bridge improvements over Drainage Ditch No. 32. Project involves bridge N0454.									Engineering:	0	16	45	0	0	0
Route: RT D										R/W:	0	4	0	0	0	0
Job No.: 9S3223										Construction:	0	0	376	0	0	0
Length: 0.20	MPO: N								FFOS:	0	0	0	0	0	0	
Fund Cat: Taking Care Of System	Fed: 353	State: 88	Local: 0							Payments:	0	0	0	0	0	
Sec Cat: Rehab And Reconst	Awd Date: Fall 17	Anticipated Fed Cat: NHPP														
TIP #:	Future Cost: 0	Estimate Total: 441														
County: New Madrid	Intersection improvements at Rte. E and Rte. FF.									Engineering:	37	1	1	1	91	0
Route: US 60										R/W:	0	0	0	0	0	0
Job No.: 9P3046										Construction:	0	0	0	0	954	0
Length: 0.40	MPO: N								FFOS:	0	0	0	0	0	0	
Fund Cat: Safety	Fed: 944	State: 104	Local: 0							Payments:	0	0	0	0	0	
Sec Cat: Safety	Awd Date: 2020	Anticipated Fed Cat: Safety														
TIP #:	Future Cost: 0	Estimate Total: 1,085														
County: New Madrid	Pavement improvements on the eastbound lane from Rte. 61 to I-57.									Engineering:	0	17	105	0	0	0
Route: US 60										R/W:	0	0	0	0	0	0
Job No.: 9P3201										Construction:	0	0	1,281	0	0	0
Length: 2.70	MPO: N								FFOS:	0	0	0	0	0	0	
Fund Cat: Taking Care Of System	AC-State: 1,123	State: 280	Local: 0							Payments:	0	0	0	0	0	
Sec Cat: Thin Lift Overlay	Awd Date: 2018	Anticipated Fed Cat: S.T.P.														
TIP #:	Future Cost: 0	Estimate Total: 1,403														
County: New Madrid	Pavement improvements and addition of two foot shoulders from Rte. 61 to Rte. 102.									Engineering:	0	23	205	0	0	0
Route: MO 80										R/W:	0	0	0	0	0	0
Job No.: 9S3253										Construction:	0	0	2,391	0	0	0
Length: 13.26	MPO: N								FFOS:	0	0	0	0	0	0	
Fund Cat: Taking Care Of System	AC-State: 2,095	State: 524	Local: 0							Payments:	0	0	0	0	0	
Sec Cat: Thin Lift Overlay	Awd Date: Fall 17	Anticipated Fed Cat: S.T.P.														
TIP #:	Future Cost: 0	Estimate Total: 2,619														
County: New Madrid	Bridge improvements over North Cut Ditch. Project involves bridge P0413.									Engineering:	0	5	26	64	0	0
Route: RT AA										R/W:	0	0	4	0	0	0
Job No.: 9S3231										Construction:	0	0	0	608	0	0
Length: 0.20	MPO: N								FFOS:	0	0	0	0	0	0	
Fund Cat: Taking Care Of System	Fed: 565	State: 142	Local: 0							Payments:	0	0	0	0	0	
Sec Cat: Rehab And Reconst	Awd Date: 2019	Anticipated Fed Cat: S.T.P.														
TIP #:	Future Cost: 0	Estimate Total: 707														

* Subject to the approval of the Transportation Improvement Plan by the governing Metropolitan Planning Organization.

Jun-14-2016

Section 4 - 15

District Southeast

Dollars in Thousands



2017-2021 Highway and Bridge Construction Schedule

Transportation Planning

P.O. Box 270
Jefferson City, MO 65102

Construction contingency applied to construction cost in the year the project is awarded.

Three percent project growth factor compounded annually is applied to right-of-way and construction costs in program years 2, 3, 4, and 5.

No inflation is applied to the Funding From Other Sources (FFOS) or Payments.

Engineering includes PE costs, CE costs and R/W incidentals.

						STATE FISCAL YEAR PROJECT BUDGETING					
						Prior Prog.	7/2016- 6/2017	7/2017- 6/2018	7/2018- 6/2019	7/2019- 6/2020	7/2020- 6/2021
County:	New Madrid	Bridge improvements over Drainage Ditch No. 258. Project involves bridge N0649.				Engineering:	65	11	69	0	0
Route:	RT B					R/W:	0	4	0	0	0
Job No.:	9S3033					Construction:	0	0	736	0	0
Length:	0.20	MPO:	N			FFOS:	0	0	0	0	0
Fund Cat:	Taking Care Of System	Fed:	656	State:	164	Local:	0				
Sec Cat:	Rehab And Reconst	Awd Date:	Fall 17	Anticipated Fed Cat:	NHPP	Payments:	0	0	0	0	0
TIP #:		Future Cost:	0	Estimate Total:	885						
County:	New Madrid	Pavement improvements from Rte. 153 to Rte. 412.				Engineering:	0	1	8	105	0
Route:	RT B					R/W:	0	0	0	0	0
Job No.:	9S3273					Construction:	0	0	0	1,233	0
Length:	20.61	MPO:	N			FFOS:	0	0	0	0	0
Fund Cat:	Taking Care Of System	Fed:	1,077	State:	270	Local:	0				
Sec Cat:	Thin Lift Overlay	Awd Date:	2019	Anticipated Fed Cat:	S.T.P.	Payments:	0	0	0	0	0
TIP #:		Future Cost:	0	Estimate Total:	1,347						
County:	New Madrid	Bridge improvements over Drainage Ditches No. 40 and No. 3. Project involves bridges L0223 and L0228.				Engineering:	0	20	27	71	0
Route:	RT D					R/W:	0	0	8	0	0
Job No.:	9S3226					Construction:	0	0	0	717	0
Length:	0.40	MPO:	N			FFOS:	0	0	0	0	0
Fund Cat:	Taking Care Of System	Fed:	675	State:	168	Local:	0				
Sec Cat:	Rehab And Reconst	Awd Date:	2019	Anticipated Fed Cat:	NHPP	Payments:	0	0	0	0	0
TIP #:		Future Cost:	0	Estimate Total:	843						
County:	New Madrid	Pavement improvements from Rte. 25 to Rte. 62.				Engineering:	0	5	5	127	0
Route:	RT D					R/W:	0	0	0	0	0
Job No.:	9S3250					Construction:	0	0	0	1,486	0
Length:	21.87	MPO:	N			FFOS:	0	0	0	0	0
Fund Cat:	Taking Care Of System	Fed:	1,299	State:	324	Local:	0				
Sec Cat:	Thin Lift Overlay	Awd Date:	2019	Anticipated Fed Cat:	S.T.P.	Payments:	0	0	0	0	0
TIP #:		Future Cost:	0	Estimate Total:	1,623						
County:	New Madrid	Bridge improvements over Drainage Ditch No. 18. Project involves bridge F0270.				Engineering:	10	75	0	0	0
Route:	RT F					R/W:	0	6	0	0	0
Job No.:	9S3147					Construction:	0	430	0	0	0
Length:	0.20	MPO:	N			FFOS:	0	0	0	0	0
Fund Cat:	Taking Care Of System	Fed:	409	State:	102	Local:	0				
Sec Cat:	Rehab And Reconst	Awd Date:	Fall 16	Anticipated Fed Cat:	NHPP	Payments:	0	0	0	0	0
TIP #:		Future Cost:	0	Estimate Total:	521						

* Subject to the approval of the Transportation Improvement Plan by the governing Metropolitan Planning Organization.

Jun-14-2016

Section 4 - 16

District Southeast

Dollars in Thousands



2017-2021 Highway and Bridge Construction Schedule

Transportation Planning

P.O. Box 270
Jefferson City, MO 65102

Construction contingency applied to construction cost in the year the project is awarded.

Three percent project growth factor compounded annually is applied to right-of-way and construction costs in program years 2, 3, 4, and 5.

No inflation is applied to the Funding From Other Sources (FFOS) or Payments.

Engineering includes PE costs, CE costs and R/W incidentals.

Construction contingency applied to construction cost in the year the project is awarded. Three percent project growth factor compounded annually is applied to right-of-way and construction costs in program years 2, 3, 4, and 5. No inflation is applied to the Funding From Other Sources (FFOS) or Payments. Engineering includes PE costs, CE costs and R/W incidentals.							STATE FISCAL YEAR PROJECT BUDGETING					
							Prior Prog.	7/2016- 6/2017	7/2017- 6/2018	7/2018- 6/2019	7/2019- 6/2020	7/2020- 6/2021
County: New Madrid Route: RT P Job No.: 9S3067 Length: 0.07 MPO: N Fund Cat: Taking Care Of System Sec Cat: Rehab And Reconst Awd Date: Fall 17 Anticipated Fed Cat: NHPP TIP #: Future Cost: 0 Estimate Total: 822	Bridge improvements over Saint Johns Diversion Ditch. Project involves bridge X0411.						Engineering: 31 R/W: 0 Construction: 0 FFOS: 0 Payments: 0	27 3 0 0 0 0	76 0 685 0 0 0	0 0 0 0 0 0	0 0 0 0 0 0	
County: New Madrid Route: RT P Job No.: 9S3230 Length: 0.20 MPO: N Fund Cat: Taking Care Of System Sec Cat: Rehab And Reconst Awd Date: Fall 17 Anticipated Fed Cat: NHPP TIP #: Future Cost: 0 Estimate Total: 498	Bridge improvements over Maple Slough Ditch. Project involves bridge X0413.						Engineering: 0 R/W: 0 Construction: 0 FFOS: 0 Payments: 0	11 4 0 0 0 0	58 0 425 0 0 0	0 0 0 0 0 0	0 0 0 0 0 0	
County: New Madrid Route: RT P Job No.: 9S3258 Length: 14.16 MPO: N Fund Cat: Taking Care Of System Sec Cat: Thin Lift Overlay Awd Date: 2019 Anticipated Fed Cat: S.T.P. TIP #: Future Cost: 0 Estimate Total: 867	Pavement improvements from Rte. 61 to Rte. WW.						Engineering: 0 R/W: 0 Construction: 0 FFOS: 0 Payments: 0	1 0 0 0 0 0	1 0 0 0 0 0	71 0 794 0 0 0	0 0 0 0 0 0	
County: New Madrid Route: RT U Job No.: 9S3034 Length: 0.20 MPO: N Fund Cat: Taking Care Of System Sec Cat: Rehab And Reconst Awd Date: Fall 16 Anticipated Fed Cat: S.T.P. TIP #: Future Cost: 0 Estimate Total: 563	Bridge improvements over Dry Run Ditch. Project involves bridge N0771.						Engineering: 38 R/W: 2 Construction: 0 FFOS: 0 Payments: 0	46 0 477 0 0 0	0 0 0 0 0 0	0 0 0 0 0 0	0 0 0 0 0 0	
County: New Madrid Route: RT U Job No.: 9S3255 Length: 4.42 MPO: N Fund Cat: Taking Care Of System Sec Cat: Thin Lift Overlay Awd Date: 2019 Anticipated Fed Cat: S.T.P. TIP #: Future Cost: 0 Estimate Total: 439	Pavement improvements from Rte. D to Rte. 61.						Engineering: 0 R/W: 0 Construction: 0 FFOS: 0 Payments: 0	1 0 0 0 0 0	1 0 0 0 0 0	36 0 401 0 0 0	0 0 0 0 0 0	

* Subject to the approval of the Transportation Improvement Plan by the governing Metropolitan Planning Organization.

Jun-14-2016

Section 4 - 17

District Southeast

Dollars in Thousands



2017-2021 Highway and Bridge Construction Schedule

Transportation Planning

P.O. Box 270
Jefferson City, MO 65802

Construction contingency applied to construction cost in the year the project is awarded.

Three percent project growth factor compounded annually is applied to right-of-way and construction costs in program years 2, 3, 4, and 5.

No inflation is applied to the Funding From Other Sources (FFOS) or Payments.

Engineering includes PE costs, CE costs and R/W incidentals.

Construction contingency applied to construction cost in the year the project is awarded. Three percent project growth factor compounded annually is applied to right-of-way and construction costs in program years 2, 3, 4, and 5. No inflation is applied to the Funding From Other Sources (FFOS) or Payments. Engineering includes PE costs, CE costs and R/W incidentals.										STATE FISCAL YEAR PROJECT BUDGETING						
										Prior Prog.	7/2016- 6/2017	7/2017- 6/2018	7/2018- 6/2019	7/2019- 6/2020	7/2020- 6/2021	
County: New Madrid	Pavement improvements from County Road 723 to end of pavement.									Engineering:	0	1	1	24	0	0
Route: RT U										R/W:	0	0	0	0	0	0
Job No.: 9S3256										Construction:	0	0	0	284	0	0
Length: 3.44	MPO: N								FFOS:	0	0	0	0	0	0	
Fund Cat: Taking Care Of System								Fed: 248	State: 62	Local: 0	Payments:	0	0	0	0	0
Sec Cat: Thin Lift Overlay	Awd Date: 2019	Anticipated Fed Cat: S.T.P.														
TIP #:	Future Cost: 0							Estimate Total: 310								
County: New Madrid	Bridge improvements over Ash Slough Ditch. Project involves bridge A0159.									Engineering:	45	11	38	0	0	0
Route: RT W										R/W:	0	4	0	0	0	0
Job No.: 9S3060										Construction:	0	0	497	0	0	0
Length: 0.20	MPO: N								FFOS:	0	0	0	0	0	0	
Fund Cat: Taking Care Of System								Fed: 440	State: 110	Local: 0	Payments:	0	0	0	0	0
Sec Cat: Rehab And Reconst	Awd Date: Fall 17	Anticipated Fed Cat: NHPP														
TIP #:	Future Cost: 0							Estimate Total: 595								
County: New Madrid	Bridge improvements over Wilson Bayou. Project involves A2141.									Engineering:	10	82	0	0	0	0
Route: RT WW										R/W:	0	0	0	0	0	0
Job No.: 9S3146										Construction:	0	485	0	0	0	0
Length: 0.20	MPO: N								FFOS:	0	0	0	0	0	0	
Fund Cat: Taking Care Of System								Fed: 453	State: 114	Local: 0	Payments:	0	0	0	0	0
Sec Cat: Rehab And Reconst	Awd Date: Fall 16	Anticipated Fed Cat: NHPP														
TIP #:	Future Cost: 0							Estimate Total: 577								
County: New Madrid	Pavement improvements from Rte. T to end of state maintenance.									Engineering:	0	1	1	20	0	0
Route: RT YY										R/W:	0	0	0	0	0	0
Job No.: 9S3259										Construction:	0	0	0	232	0	0
Length: 4.06	MPO: N								FFOS:	0	0	0	0	0	0	
Fund Cat: Taking Care Of System								Fed: 204	State: 50	Local: 0	Payments:	0	0	0	0	0
Sec Cat: Thin Lift Overlay	Awd Date: 2019	Anticipated Fed Cat: S.T.P.														
TIP #:	Future Cost: 0							Estimate Total: 254								
County: Oregon	Pavement improvements and addition of two foot shoulders from Rte. EE to 0.2 miles west of Rte. 160.									Engineering:	0	50	50	505	0	0
Route: MO 142										R/W:	0	0	0	0	0	0
Job No.: 9P3252										Construction:	0	0	0	6,514	0	0
Length: 34.78	MPO: N								FFOS:	0	0	0	0	0	0	
Fund Cat: Taking Care Of System								Fed: 5,695	State: 1,424	Local: 0	Payments:	0	0	0	0	0
Sec Cat: Thin Lift Overlay	Awd Date: 2019	Anticipated Fed Cat: S.T.P.														
TIP #:	Future Cost: 0							Estimate Total: 7,119								

* Subject to the approval of the Transportation Improvement Plan by the governing Metropolitan Planning Organization.

Jun-14-2016

Section 4 - 18

District Southeast

Dollars in Thousands



2017-2021 Highway and Bridge Construction Schedule

Transportation Planning

P.O. Box 270
Jefferson City, MO 65102

Construction contingency applied to construction cost in the year the project is awarded.

Three percent project growth factor compounded annually is applied to right-of-way and construction costs in program years 2, 3, 4, and 5.

No inflation is applied to the Funding From Other Sources (FFOS) or Payments.

Engineering includes PE costs, CE costs and R/W incidentals.

Construction contingency applied to construction cost in the year the project is awarded. Three percent project growth factor compounded annually is applied to right-of-way and construction costs in program years 2, 3, 4, and 5. No inflation is applied to the Funding From Other Sources (FFOS) or Payments. Engineering includes PE costs, CE costs and R/W incidentals.							STATE FISCAL YEAR PROJECT BUDGETING					
							Prior Prog.	7/2016- 6/2017	7/2017- 6/2018	7/2018- 6/2019	7/2019- 6/2020	7/2020- 6/2021
County: Oregon Route: MO 19 Job No.: 9S3219 Length: 0.20 MPO: N Fund Cat: Taking Care Of System Sec Cat: Rehab And Reconst Awd Date: 2020 Anticipated Fed Cat: NHPP TIP #: Future Cost: 0 Estimate Total: 2,431	Bridge improvements over Two Mile Creek. Project involves bridge H0289.						Engineering: 0 R/W: 0 Construction: 0 FFOS: 0 Payments: 0	20 0 0 0 0	40 0 0 0 0	41 7 0 0 0	224 0 2,099 0 0	0 0 0 0 0
County: Oregon Route: US 63 Job No.: 9P3156 Length: 5.90 MPO: N Fund Cat: Taking Care Of System Sec Cat: Thin Lift Overlay Awd Date: Winter 17 Anticipated Fed Cat: NHPP TIP #: Future Cost: 0 Estimate Total: 3,607	Pavement improvements from 0.7 mile east of Rte. F to 0.5 mile west of Rte. 19.						Engineering: 10 R/W: 0 Construction: 0 FFOS: 0 Payments: 0	312 0 3,285 0 0	0 0 0 0 0	0 0 0 0 0	0 0 0 0 0	0 0 0 0 0
County: Oregon Route: RT E Job No.: 9S3191 Length: 12.41 MPO: N Fund Cat: Taking Care Of System Sec Cat: Thin Lift Overlay Awd Date: 2018 Anticipated Fed Cat: S.T.P. TIP #: Future Cost: 0 Estimate Total: 1,028	Pavement improvements Rte. 142 to Rte. 19.						Engineering: 0 R/W: 0 Construction: 0 FFOS: 0 Payments: 0	7 0 0 0 0	83 0 938 0 0	0 0 0 0 0	0 0 0 0 0	0 0 0 0 0
County: Oregon Route: RT V Job No.: 9S3136 Length: 0.10 MPO: N Fund Cat: Taking Care Of System Sec Cat: Rehab And Reconst Awd Date: Winter 17 Anticipated Fed Cat: NHPP TIP #: Future Cost: 0 Estimate Total: 632	Bridge improvements over Janes Creek. Project involves bridge R0425.						Engineering: 10 R/W: 0 Construction: 0 FFOS: 0 Payments: 0	81 4 537 0 0	0 0 0 0 0	0 0 0 0 0	0 0 0 0 0	0 0 0 0 0
County: Oregon Route: RT V Job No.: 9S3137 Length: 0.10 MPO: N Fund Cat: Taking Care Of System Sec Cat: Rehab And Reconst Awd Date: Winter 17 Anticipated Fed Cat: NHPP TIP #: Future Cost: 0 Estimate Total: 667	Bridge improvements over Mill Creek. Project involves bridge R0426.						Engineering: 10 R/W: 0 Construction: 0 FFOS: 0 Payments: 0	86 4 567 0 0	0 0 0 0 0	0 0 0 0 0	0 0 0 0 0	0 0 0 0 0

* Subject to the approval of the Transportation Improvement Plan by the governing Metropolitan Planning Organization.

Jun-14-2016

Section 4 - 19

District Southeast

Dollars in Thousands



2017-2021 Highway and Bridge Construction Schedule

Transportation Planning

P.O. Box 270
Jefferson City, MO 65102

Construction contingency applied to construction cost in the year the project is awarded.

Three percent project growth factor compounded annually is applied to right-of-way and construction costs in program years 2, 3, 4, and 5.

No inflation is applied to the Funding From Other Sources (FFOS) or Payments.

Engineering includes PE costs, CE costs and R/W incidentals.

Construction contingency applied to construction cost in the year the project is awarded. Three percent project growth factor compounded annually is applied to right-of-way and construction costs in program years 2, 3, 4, and 5. No inflation is applied to the Funding From Other Sources (FFOS) or Payments. Engineering includes PE costs, CE costs and R/W incidentals.												STATE FISCAL YEAR PROJECT BUDGETING					
												Prior Prog.	7/2016- 6/2017	7/2017- 6/2018	7/2018- 6/2019	7/2019- 6/2020	7/2020- 6/2021
County: Ozark Route: US 160 Job No.: 9P3169 Length: 0.83 MPO: N Fund Cat: Safety Sec Cat: Safety TIP #:	Installation of guardrail from 0.9 mile east of CRD 530 to 0.3 mile west of North Fork River. Fed: 387 State: 44 Local: 0 Awd Date: Spring 17 Anticipated Fed Cat: Safety Future Cost: 0 Estimate Total: 471					Engineering:	40	56	0	0	0	0					
							R/W:	0	0	0	0	0	0				
							Construction:	0	375	0	0	0	0				
							FFOS:	0	0	0	0	0	0				
							Payments:	0	0	0	0	0	0				
County: Ozark Route: US 160 Job No.: 9P3295 Length: 24.71 MPO: N Fund Cat: Taking Care Of System Sec Cat: Thin Lift Overlay TIP #:	Pavement improvements from Rte. 125 to Rte. 5. AC-State: 1,602 State: 400 Local: 0 Awd Date: 2018 Anticipated Fed Cat: S.T.P. Future Cost: 0 Estimate Total: 2,002					Engineering:	0	25	150	0	0	0					
							R/W:	0	0	0	0	0	0				
							Construction:	0	0	1,827	0	0	0				
							FFOS:	0	0	0	0	0	0				
							Payments:	0	0	0	0	0	0				
County: Ozark Route: RT JJ Job No.: 9S3143 Length: 0.20 MPO: N Fund Cat: Taking Care Of System Sec Cat: Rehab And Reconst TIP #:	Bridge improvements over Little Creek. Project involves bridge N0171. Fed: 606 State: 152 Local: 0 Awd Date: Winter 17 Anticipated Fed Cat: NHPP Future Cost: 0 Estimate Total: 768					Engineering:	10	101	0	0	0	0					
							R/W:	0	4	0	0	0	0				
							Construction:	0	653	0	0	0	0				
							FFOS:	0	0	0	0	0	0				
							Payments:	0	0	0	0	0	0				
County: Ozark Route: RT PP Job No.: 9S3075 Length: 0.20 MPO: N Fund Cat: Taking Care Of System Sec Cat: Rehab And Reconst TIP #:	Bridge improvements over North Fork River. Project involves bridge N0670. Fed: 1,408 State: 351 Local: 0 Awd Date: Fall 17 Anticipated Fed Cat: NHPP Future Cost: 0 Estimate Total: 1,801					Engineering:	42	42	146	0	0	0					
							R/W:	0	5	0	0	0	0				
							Construction:	0	0	1,566	0	0	0				
							FFOS:	0	0	0	0	0	0				
							Payments:	0	0	0	0	0	0				
County: Pemiscot Route: IS 155 Job No.: 9I3087 Length: 0.50 MPO: N Fund Cat: Statewide Interstate And Major Bridge Sec Cat: Preventive Maint TIP #:	Payment to TDOT for scour remediation at Caruthersville Mississippi River Bridge. Involves bridge A1700. Fed: 2,700 State: 300 Local: 0 Awd Date: N/A Anticipated Fed Cat: NHPP Future Cost: 0 Estimate Total: 3,000					Engineering:	0	0	0	0	0	0					
							R/W:	0	0	0	0	0	0				
							Construction:	0	3,000	0	0	0	0				
							FFOS:	0	0	0	0	0	0				
							Payments:	0	0	0	0	0	0				

* Subject to the approval of the Transportation Improvement Plan by the governing Metropolitan Planning Organization.

Jun-14-2016

Section 4 - 20

District Southeast

Dollars in Thousands



2017-2021 Highway and Bridge Construction Schedule

Construction contingency applied to construction cost in the year the project is awarded.

Three percent project growth factor compounded annually is applied to right-of-way and construction costs in program years 2, 3, 4, and 5.

No inflation is applied to the Funding From Other Sources (FFOS) or Payments.

Engineering includes PE costs, CE costs and R/W incidentals.

						STATE FISCAL YEAR PROJECT BUDGETING					
						Prior Prog.	7/2016- 6/2017	7/2017- 6/2018	7/2018- 6/2019	7/2019- 6/2020	7/2020- 6/2021
County:	Pemiscot	Payment to TDOT for repair of bridge deck expansion joints and navigation lights at Caruthersville Mississippi River Bridge. Involves bridge A1700.				Engineering:	0	0	0	0	0
Route:	IS 155					R/W:	0	0	0	0	0
Job No.:	9I3088					Construction:	0	1,800	0	0	0
Length:	0.50	MPO:	N			FFOS:	0	0	0	0	0
Fund Cat:	Statewide Interstate And Major Bridge	Fed:	1,620	State:	180	Local:	0				
Sec Cat:	Rehab And Reconst	Awd Date:	N/A	Anticipated Fed Cat:	NHPP	Payments:	0	0	0	0	0
TIP #:		Future Cost:	0	Estimate Total:	1,800						
County:	Pemiscot	Bridge rail improvements at various locations along Rte. I-55 and Rte. 67. Involves bridges A2537, A2518, A2538, A0070, A0257, A0259, A1466, A1929, and A1931.				Engineering:	15	93	0	0	0
Route:	IS 55					R/W:	0	0	0	0	0
Job No.:	9I3108					Construction:	0	924	0	0	0
Length:	0.56	MPO:	N			FFOS:	0	0	0	0	0
Fund Cat:	Taking Care Of System	AC-State:	916	State:	101	Local:	0				
Sec Cat:	Rehab And Reconst	Awd Date:	Fall 16	Anticipated Fed Cat:	NHPP	Payments:	0	0	0	0	0
TIP #:		Future Cost:	0	Estimate Total:	1,032						
County:	Pemiscot	Bridge approach repairs at various locations along I-55. Project involves bridges F0175, A1931, L0472, L0474, and L0475.				Engineering:	15	39	0	0	0
Route:	IS 55					R/W:	0	0	0	0	0
Job No.:	9I3109					Construction:	0	501	0	0	0
Length:	0.42	MPO:	N			FFOS:	0	0	0	0	0
Fund Cat:	Taking Care Of System	AC-State:	486	State:	54	Local:	0				
Sec Cat:	Rehab And Reconst	Awd Date:	Fall 16	Anticipated Fed Cat:	NHPP	Payments:	0	0	0	0	0
TIP #:		Future Cost:	0	Estimate Total:	555						
County:	Pemiscot	Bridge improvements over Drainage Ditch No. 70. Project involves bridge T0696.				Engineering:	0	5	5	6	36
Route:	RT A					R/W:	0	0	0	4	0
Job No.:	9S3222					Construction:	0	0	0	0	330
Length:	0.20	MPO:	N			FFOS:	0	0	0	0	0
Fund Cat:	Taking Care Of System	Fed:	309	State:	77	Local:	0				
Sec Cat:	Rehab And Reconst	Awd Date:	2020	Anticipated Fed Cat:	NHPP	Payments:	0	0	0	0	0
TIP #:		Future Cost:	0	Estimate Total:	386						
County:	Pemiscot	Bridge improvements over Drainage Ditch No. 66. Project involves bridge X0500.				Engineering:	0	5	5	6	50
Route:	RT CC					R/W:	0	0	0	4	0
Job No.:	9S3220					Construction:	0	0	0	0	401
Length:	0.20	MPO:	N			FFOS:	0	0	0	0	0
Fund Cat:	Taking Care Of System	Fed:	377	State:	94	Local:	0				
Sec Cat:	Rehab And Reconst	Awd Date:	2020	Anticipated Fed Cat:	S.T.P.	Payments:	0	0	0	0	0
TIP #:		Future Cost:	0	Estimate Total:	471						

* Subject to the approval of the Transportation Improvement Plan by the governing Metropolitan Planning Organization.



2017-2021 Highway and Bridge Construction Schedule

Construction contingency applied to construction cost in the year the project is awarded.

Three percent project growth factor compounded annually is applied to right-of-way and construction costs in program years 2, 3, 4, and 5.

No inflation is applied to the Funding From Other Sources (FFOS) or Payments.

Engineering includes PE costs, CE costs and R/W incidentals.

Construction contingency applied to construction cost in the year the project is awarded. Three percent project growth factor compounded annually is applied to right-of-way and construction costs in program years 2, 3, 4, and 5. No inflation is applied to the Funding From Other Sources (FFOS) or Payments. Engineering includes PE costs, CE costs and R/W incidentals.												STATE FISCAL YEAR PROJECT BUDGETING						
												Prior Prog.	7/2016- 6/2017	7/2017- 6/2018	7/2018- 6/2019	7/2019- 6/2020	7/2020- 6/2021	
County: Pemiscot	Bridge improvements over Drainage Ditches No.1, No. 251, No.258 and No. 259. Project involves bridges P0473, P0474, P0475 and P0476.											Engineering:	0	50	50	50	54	332
Route: RT EE												R/W:	0	0	0	0	17	0
Job No.: 9S3232												Construction:	0	0	0	0	0	3,800
Length: 0.43	MPO: N											FFOS:	0	0	0	0	0	0
Fund Cat: Taking Care Of System	Fed: 3,483 State: 870 Local: 0											Payments:	0	0	0	0	0	0
Sec Cat: Rehab And Reconst	Awd Date: 2021 Anticipated Fed Cat: NHPP																	
TIP #:	Future Cost: 0 Estimate Total: 4,353																	
County: Pemiscot	Bridge improvements over Drainage Ditch No. 84. Project involves bridge X0938.											Engineering:	0	5	21	61	0	0
Route: RT HH												R/W:	0	0	4	0	0	0
Job No.: 9S3225												Construction:	0	0	0	555	0	0
Length: 0.20	MPO: N											FFOS:	0	0	0	0	0	0
Fund Cat: Taking Care Of System	Fed: 517 State: 129 Local: 0											Payments:	0	0	0	0	0	0
Sec Cat: Rehab And Reconst	Awd Date: 2019 Anticipated Fed Cat: S.T.P.																	
TIP #:	Future Cost: 0 Estimate Total: 646																	
County: Pemiscot	Bridge improvements over Lateral Ditch No. 9. Project involves bridge T0143.											Engineering:	0	5	11	34	0	0
Route: RT K												R/W:	0	0	4	0	0	0
Job No.: 9S3228												Construction:	0	0	0	299	0	0
Length: 0.20	MPO: N											FFOS:	0	0	0	0	0	0
Fund Cat: Taking Care Of System	Fed: 282 State: 71 Local: 0											Payments:	0	0	0	0	0	0
Sec Cat: Rehab And Reconst	Awd Date: 2019 Anticipated Fed Cat: S.T.P.																	
TIP #:	Future Cost: 0 Estimate Total: 353																	
County: Pemiscot	Bridge improvements over Main Ditch No. 8. Project involves bridge S0883.											Engineering:	0	5	5	6	34	0
Route: RT T												R/W:	0	0	0	4	0	0
Job No.: 9S3227												Construction:	0	0	0	0	308	0
Length: 0.20	MPO: N											FFOS:	0	0	0	0	0	0
Fund Cat: Taking Care Of System	Fed: 289 State: 73 Local: 0											Payments:	0	0	0	0	0	0
Sec Cat: Rehab And Reconst	Awd Date: 2020 Anticipated Fed Cat: S.T.P.																	
TIP #:	Future Cost: 0 Estimate Total: 362																	
County: Pemiscot	Pavement improvements from I-55 to Rte. 84.											Engineering:	10	15	135	0	0	0
Route: RT U												R/W:	0	0	0	0	0	0
Job No.: 9S3157												Construction:	0	0	1,579	0	0	0
Length: 5.08	MPO: N											FFOS:	0	0	0	0	0	0
Fund Cat: Taking Care Of System	AC-State: 1,383 State: 346 Local: 0											Payments:	0	0	0	0	0	0
Sec Cat: Thin Lift Overlay	Awd Date: 2018 Anticipated Fed Cat: S.T.P.																	
TIP #:	Future Cost: 0 Estimate Total: 1,739																	

* Subject to the approval of the Transportation Improvement Plan by the governing Metropolitan Planning Organization.



2017-2021 Highway and Bridge Construction Schedule

Construction contingency applied to construction cost in the year the project is awarded.

Three percent project growth factor compounded annually is applied to right-of-way and construction costs in program years 2, 3, 4, and 5.

No inflation is applied to the Funding From Other Sources (FFOS) or Payments.

Engineering includes PE costs, CE costs and R/W incidentals.

Construction contingency applied to construction cost in the year the project is awarded. Three percent project growth factor compounded annually is applied to right-of-way and construction costs in program years 2, 3, 4, and 5. No inflation is applied to the Funding From Other Sources (FFOS) or Payments. Engineering includes PE costs, CE costs and R/W incidentals.										STATE FISCAL YEAR PROJECT BUDGETING					
										Prior Prog.	7/2016- 6/2017	7/2017- 6/2018	7/2018- 6/2019	7/2019- 6/2020	7/2020- 6/2021
County: Perry Route: MO 51 Job No.: 9P3104 Length: 0.40 MPO: N Fund Cat: Statewide Interstate And Major Bridge Sec Cat: Rehab And Reconst Awd Date: 2018 Anticipated Fed Cat: NHPP TIP #: Future Cost: 0 Estimate Total: 1,820	Bridge deck and structural repairs over Mississippi River at Chester. Project involves bridge L0135. \$810,000 IDOT funds.				Fed: 972 State: 28 Local: 810	Engineering: 10 R/W: 0 Construction: 0 FFOS: 0 Payments: 0	10 0 0 0	131 0 1,669 810 0	0 0 0 0	0 0 0 0	0 0 0 0				
County: Perry Route: OR 55 Job No.: 9S3178 Length: 1.65 MPO: N Fund Cat: Taking Care Of System Sec Cat: Thin Lift Overlay Awd Date: Fall 16 Anticipated Fed Cat: S.T.P. TIP #: Future Cost: 0 Estimate Total: 111	Pavement improvements from Rte. T to Rte. 51. \$99,000 District Operating Budget.				AC-State: 89 State: 22 Local: 0	Engineering: 0 R/W: 0 Construction: 0 FFOS: 0 Payments: 0	12 0 99 99 0	0 0 0 0	0 0 0 0	0 0 0 0	0 0 0 0				
County: Perry Route: RT A Job No.: 9S3141 Length: 0.20 MPO: N Fund Cat: Taking Care Of System Sec Cat: Rehab And Reconst Awd Date: Spring 17 Anticipated Fed Cat: NHPP TIP #: Future Cost: 0 Estimate Total: 985	Bridge improvements over Indian Creek. Project involves bridge S0177.				Fed: 779 State: 196 Local: 0	Engineering: 10 R/W: 0 Construction: 0 FFOS: 0 Payments: 0	132 4 839 0 0	0 0 0 0	0 0 0 0	0 0 0 0	0 0 0 0				
County: Perry Route: RT K Job No.: 9S3173 Length: 10.09 MPO: N Fund Cat: Taking Care Of System Sec Cat: Thin Lift Overlay Awd Date: Fall 16 Anticipated Fed Cat: S.T.P. TIP #: Future Cost: 0 Estimate Total: 657	Pavement improvements from Rte. O in Perry County to Rte. 72 in Bollinger County. \$605,000 District Operating Budget.				AC-State: 526 State: 131 Local: 0	Engineering: 0 R/W: 0 Construction: 0 FFOS: 0 Payments: 0	52 0 605 605 0	0 0 0 0	0 0 0 0	0 0 0 0	0 0 0 0				
County: Perry Route: RT T Job No.: 9S3260 Length: 15.95 MPO: N Fund Cat: Taking Care Of System Sec Cat: Thin Lift Overlay Awd Date: 2019 Anticipated Fed Cat: S.T.P. TIP #: Future Cost: 0 Estimate Total: 3,160	Pavement improvements and addition of two foot shoulders from Rte. BB to Rte. 51.				Fed: 2,529 State: 631 Local: 0	Engineering: 0 R/W: 0 Construction: 0 FFOS: 0 Payments: 0	20 0 0 0	20 0 0 0	229 0 2,891 0	0 0 0 0	0 0 0 0				

* Subject to the approval of the Transportation Improvement Plan by the governing Metropolitan Planning Organization.



2017-2021 Highway and Bridge Construction Schedule

Transportation Planning

P.O. Box 270
Jefferson City, MO 65102

Construction contingency applied to construction cost in the year the project is awarded.

Three percent project growth factor compounded annually is applied to right-of-way and construction costs in program years 2, 3, 4, and 5.

No inflation is applied to the Funding From Other Sources (FFOS) or Payments.

Engineering includes PE costs, CE costs and R/W incidentals.

Construction contingency applied to construction cost in the year the project is awarded. Three percent project growth factor compounded annually is applied to right-of-way and construction costs in program years 2, 3, 4, and 5. No inflation is applied to the Funding From Other Sources (FFOS) or Payments. Engineering includes PE costs, CE costs and R/W incidentals.												STATE FISCAL YEAR PROJECT BUDGETING						
												Prior Prog.	7/2016- 6/2017	7/2017- 6/2018	7/2018- 6/2019	7/2019- 6/2020	7/2020- 6/2021	
County: Reynolds	Pavement improvements and addition of shoulders from Rte. K near Ellington to Rte. 49 west of Lesterville. \$1,668,000 Open Container funds.											Engineering:	10	419	0	0	0	0
Route: MO 21												R/W:	0	0	0	0	0	0
Job No.: 9P3162												Construction:	0	4,353	0	0	0	0
Length: 20.15	MPO: N										FFOS:	0	1,668	0	0	0	0	
Fund Cat: Taking Care Of System	Fed: 3,817 State: 955 Local: 0											Payments:	0	0	0	0	0	0
Sec Cat: Thin Lift Overlay	Awd Date: Fall 16	Anticipated Fed Cat: S.T.P.																
TIP #:	Future Cost: 0 Estimate Total: 4,782																	
County: Reynolds	Pavement improvements from County Road 818 to Rte. 21/72.											Engineering:	0	8	85	0	0	0
Route: MO 49												R/W:	0	0	0	0	0	0
Job No.: 9P3188												Construction:	0	0	974	0	0	0
Length: 11.10	MPO: N										FFOS:	0	0	0	0	0	0	
Fund Cat: Taking Care Of System	AC-State: 853 State: 214 Local: 0											Payments:	0	0	0	0	0	0
Sec Cat: Thin Lift Overlay	Awd Date: 2018	Anticipated Fed Cat: S.T.P.																
TIP #:	Future Cost: 0 Estimate Total: 1,067																	
County: Ripley	Pavement improvements from Rte. E to Rte. HH. \$1,334,000 District Operating Budget.											Engineering:	0	102	0	0	0	0
Route: MO 142												R/W:	0	0	0	0	0	0
Job No.: 9S3171												Construction:	0	1,334	0	0	0	0
Length: 22.24	MPO: N										FFOS:	0	1,334	0	0	0	0	
Fund Cat: Taking Care Of System	Fed: 1,149 State: 287 Local: 0											Payments:	0	0	0	0	0	0
Sec Cat: Thin Lift Overlay	Awd Date: Fall 16	Anticipated Fed Cat: S.T.P.																
TIP #:	Future Cost: 0 Estimate Total: 1,436																	
County: Ripley	Bridge improvements over Little Black River. Project involves bridge L0378.											Engineering:	0	10	10	21	85	0
Route: MO 142												R/W:	0	0	0	4	0	0
Job No.: 9S3209												Construction:	0	0	0	0	812	0
Length: 0.20	MPO: N										FFOS:	0	0	0	0	0	0	
Fund Cat: Taking Care Of System	Fed: 754 State: 188 Local: 0											Payments:	0	0	0	0	0	0
Sec Cat: Rehab And Reconst	Awd Date: 2020	Anticipated Fed Cat: NHPP																
TIP #:	Future Cost: 0 Estimate Total: 942																	
County: Scott	Build new interchange and connector roads south of Scott City.											Engineering:	1,086	1,019	0	0	0	0
Route: IS 55												R/W:	300	2,396	0	0	0	0
Job No.: 0I0956												Construction:	0	11,764	0	0	0	0
Length: 3.23	MPO: N										FFOS:	0	0	0	0	0	0	
Fund Cat: Flexible & Other	AC-State: 13,661 State: 1,518 Local: 0											Payments:	0	0	0	0	0	0
Sec Cat: Regional	Awd Date: Winter 17	Anticipated Fed Cat: NHPP										Federal Oversight						
TIP #:	Future Cost: 0 Estimate Total: 16,565																	

* Subject to the approval of the Transportation Improvement Plan by the governing Metropolitan Planning Organization.

Jun-14-2016

Section 4 - 24

District Southeast

Dollars in Thousands



2017-2021 Highway and Bridge Construction Schedule

Transportation Planning

P.O. Box 270
Jefferson City, MO 65102

Construction contingency applied to construction cost in the year the project is awarded.

Three percent project growth factor compounded annually is applied to right-of-way and construction costs in program years 2, 3, 4, and 5.

No inflation is applied to the Funding From Other Sources (FFOS) or Payments.

Engineering includes PE costs, CE costs and R/W incidentals.

						STATE FISCAL YEAR PROJECT BUDGETING					
						Prior Prog.	7/2016- 6/2017	7/2017- 6/2018	7/2018- 6/2019	7/2019- 6/2020	7/2020- 6/2021
County:	Scott	Job Order Contracting for concrete pavement repair from Rte. 60 in Scott County to the				Engineering:	0	14	0	0	0
Route:	IS 55	Arkansas State line and all of I-155.				R/W:	0	0	0	0	0
Job No.:	0I3003U					Construction:	0	125	0	0	0
Length:	76.99	MPO:	N			FFOS:	0	0	0	0	0
Fund Cat:	Statewide Interstate And Major Bridge	AC-State:	124	State:	15	Local:	0				
Sec Cat:	Preventive Maint	Awd Date:	Spring 17	Anticipated Fed Cat:	NHPP	Payments:	0	0	0	0	0
TIP #:		Future Cost:	0	Estimate Total:	139						
County:	Scott	Job Order Contracting for asphalt pavement repair from Rte. 60 in Scott County to the				Engineering:	0	14	0	0	0
Route:	IS 55	Arkansas State line and all of I-155.				R/W:	0	0	0	0	0
Job No.:	0I3003V					Construction:	0	125	0	0	0
Length:	76.99	MPO:	N			FFOS:	0	0	0	0	0
Fund Cat:	Statewide Interstate And Major Bridge	AC-State:	124	State:	15	Local:	0				
Sec Cat:	Preventive Maint	Awd Date:	Spring 17	Anticipated Fed Cat:	NHPP	Payments:	0	0	0	0	0
TIP #:		Future Cost:	0	Estimate Total:	139						
County:	Scott	Pavement improvements from I-57 to north of Rte. 61/62 near Ristin, from 3 miles south				Engineering:	125	1,000	0	0	0
Route:	IS 55	of 162 near Portageville to 0.8 mile south of I-155 near Hayti, and from 2.6 miles south of				R/W:	0	0	0	0	0
Job No.:	9I3111	Rte. E near Holland to Arkansas State line.				Construction:	0	12,757	0	0	0
Length:	31.27	MPO:	N			FFOS:	0	0	0	0	0
Fund Cat:	Statewide Interstate And Major Bridge	AC-State:	12,380	State:	1,377	Local:	0				
Sec Cat:	Rehab And Reconst	Awd Date:	Winter 17	Anticipated Fed Cat:	NHPP	Payments:	0	0	0	0	0
TIP #:		Future Cost:	0	Estimate Total:	13,882						
County:	Scott	Bridge improvements on southbound I-55 at I-57 interchange. Project involves bridge				Engineering:	10	163	0	0	0
Route:	IS 55	A0939.				R/W:	0	0	0	0	0
Job No.:	9I3127					Construction:	0	1,100	0	0	0
Length:	0.11	MPO:	N			FFOS:	0	0	0	0	0
Fund Cat:	Statewide Interstate And Major Bridge	Fed:	1,010	State:	253	Local:	0				
Sec Cat:	Rehab And Reconst	Awd Date:	Spring 17	Anticipated Fed Cat:	NHPP	Payments:	0	0	0	0	0
TIP #:		Future Cost:	0	Estimate Total:	1,273						
County:	Scott	Bridge improvements over the Union Pacific railroad and Rte. M. Project involves bridge				Engineering:	60	51	154	0	0
Route:	US 61	J0356.				R/W:	0	2	0	0	0
Job No.:	9S3063					Construction:	0	0	1,554	0	0
Length:	0.20	MPO:	N			FFOS:	0	0	0	0	0
Fund Cat:	Taking Care Of System	Fed:	1,409	State:	352	Local:	0				
Sec Cat:	Rehab And Reconst	Awd Date:	2018	Anticipated Fed Cat:	NHPP	Payments:	0	0	0	0	0
TIP #:		Future Cost:	0	Estimate Total:	1,821						

* Subject to the approval of the Transportation Improvement Plan by the governing Metropolitan Planning Organization.

Jun-14-2016

Section 4 - 25

District Southeast

Dollars in Thousands



2017-2021 Highway and Bridge Construction Schedule

Construction contingency applied to construction cost in the year the project is awarded.

Three percent project growth factor compounded annually is applied to right-of-way and construction costs in program years 2, 3, 4, and 5.

No inflation is applied to the Funding From Other Sources (FFOS) or Payments.

Engineering includes PE costs, CE costs and R/W incidentals.

Construction contingency applied to construction cost in the year the project is awarded. Three percent project growth factor compounded annually is applied to right-of-way and construction costs in program years 2, 3, 4, and 5. No inflation is applied to the Funding From Other Sources (FFOS) or Payments. Engineering includes PE costs, CE costs and R/W incidentals.							STATE FISCAL YEAR PROJECT BUDGETING						
							Prior Prog.	7/2016- 6/2017	7/2017- 6/2018	7/2018- 6/2019	7/2019- 6/2020	7/2020- 6/2021	
County: Scott	Pavement improvements from 0.6 mile north of Rte. Y to Rte. 60.						Engineering:	0	15	15	170	0	0
Route: US 61							R/W:	0	0	0	0	0	0
Job No.: 9S3282							Construction:	0	0	0	2,146	0	0
Length: 3.19	MPO: N						FFOS:	0	0	0	0	0	0
Fund Cat: Taking Care Of System						Fed: 1,877 State: 469 Local: 0	Payments:	0	0	0	0	0	0
Sec Cat: Thin Lift Overlay	Awd Date: 2019	Anticipated Fed Cat: S.T.P.											
TIP #:	Future Cost: 0					Estimate Total: 2,346							
County: Scott	Pavement improvements from Rte. 61 to Rte. H/AA.						Engineering:	0	2	2	49	0	0
Route: US 62							R/W:	0	0	0	0	0	0
Job No.: 9S3271							Construction:	0	0	0	577	0	0
Length: 2.52	MPO: N						FFOS:	0	0	0	0	0	0
Fund Cat: Taking Care Of System						Fed: 506 State: 124 Local: 0	Payments:	0	0	0	0	0	0
Sec Cat: Thin Lift Overlay	Awd Date: 2019	Anticipated Fed Cat: S.T.P.											
TIP #:	Future Cost: 0					Estimate Total: 630							
County: Scott	Bridge improvements over North Cut Ditch. Project involves bridge G0438.						Engineering:	0	10	26	114	0	0
Route: MO 77							R/W:	0	0	4	0	0	0
Job No.: 9S3281							Construction:	0	0	0	948	0	0
Length: 0.12	MPO: N						FFOS:	0	0	0	0	0	0
Fund Cat: Taking Care Of System						Fed: 881 State: 221 Local: 0	Payments:	0	0	0	0	0	0
Sec Cat: Rehab And Reconst	Awd Date: 2019	Anticipated Fed Cat: NHPP											
TIP #:	Future Cost: 0					Estimate Total: 1,102							
County: Scott	Bridge improvements over Drainage Ditch No. 291. Project involves bridge S0665.						Engineering:	0	5	5	7	43	0
Route: MO 91							R/W:	0	0	0	8	0	0
Job No.: 9S3278							Construction:	0	0	0	0	379	0
Length: 0.11	MPO: N						FFOS:	0	0	0	0	0	0
Fund Cat: Taking Care Of System						Fed: 357 State: 90 Local: 0	Payments:	0	0	0	0	0	0
Sec Cat: Rehab And Reconst	Awd Date: 2020	Anticipated Fed Cat: NHPP											
TIP #:	Future Cost: 0					Estimate Total: 447							
County: Scott	Bridge improvements over Drainage Ditch No. 35. Project involves bridge S0744.						Engineering:	0	5	5	7	41	0
Route: MO 91							R/W:	0	0	0	8	0	0
Job No.: 9S3279							Construction:	0	0	0	0	363	0
Length: 0.12	MPO: N						FFOS:	0	0	0	0	0	0
Fund Cat: Taking Care Of System						Fed: 342 State: 87 Local: 0	Payments:	0	0	0	0	0	0
Sec Cat: Rehab And Reconst	Awd Date: 2020	Anticipated Fed Cat: NHPP											
TIP #:	Future Cost: 0					Estimate Total: 429							

* Subject to the approval of the Transportation Improvement Plan by the governing Metropolitan Planning Organization.



2017-2021 Highway and Bridge Construction Schedule

Construction contingency applied to construction cost in the year the project is awarded.

Three percent project growth factor compounded annually is applied to right-of-way and construction costs in program years 2, 3, 4, and 5.

No inflation is applied to the Funding From Other Sources (FFOS) or Payments.

Engineering includes PE costs, CE costs and R/W incidentals.

Construction contingency applied to construction cost in the year the project is awarded. Three percent project growth factor compounded annually is applied to right-of-way and construction costs in program years 2, 3, 4, and 5. No inflation is applied to the Funding From Other Sources (FFOS) or Payments. Engineering includes PE costs, CE costs and R/W incidentals.											STATE FISCAL YEAR PROJECT BUDGETING						
											Prior Prog.	7/2016- 6/2017	7/2017- 6/2018	7/2018- 6/2019	7/2019- 6/2020	7/2020- 6/2021	
County: Scott	Bridge improvements over Caney Creek. Project involves bridge T0341.										Engineering:	10	67	0	0	0	0
Route: RT A											R/W:	0	5	0	0	0	0
Job No.: 9S3150											Construction:	0	392	0	0	0	0
Length: 0.20	MPO: N											FFOS:	0	0	0	0	0
Fund Cat: Taking Care Of System	Fed: 372	State: 92	Local: 0								Payments:	0	0	0	0	0	
Sec Cat: Rehab And Reconst	Awd Date: Winter 17	Anticipated Fed Cat: NHPP															
TIP #:	Future Cost: 0	Estimate Total: 474															
County: Scott	Pavement improvements from Rte. 62 to Rte 80.										Engineering:	0	1	1	50	0	0
Route: RT AA											R/W:	0	0	0	0	0	0
Job No.: 9S3267											Construction:	0	0	0	556	0	0
Length: 9.88	MPO: N											FFOS:	0	0	0	0	0
Fund Cat: Taking Care Of System	Fed: 487	State: 121	Local: 0								Payments:	0	0	0	0	0	
Sec Cat: Thin Lift Overlay	Awd Date: 2019	Anticipated Fed Cat: S.T.P.															
TIP #:	Future Cost: 0	Estimate Total: 608															
County: Scott	Pavement improvements from Rte. 77 to Rte. U.										Engineering:	0	1	1	31	0	0
Route: RT H											R/W:	0	0	0	0	0	0
Job No.: 9S3240											Construction:	0	0	0	358	0	0
Length: 5.80	MPO: N											FFOS:	0	0	0	0	0
Fund Cat: Taking Care Of System	Fed: 312	State: 79	Local: 0								Payments:	0	0	0	0	0	
Sec Cat: Thin Lift Overlay	Awd Date: 2019	Anticipated Fed Cat: S.T.P.															
TIP #:	Future Cost: 0	Estimate Total: 391															
County: Scott	Pavement improvements from east of Rte. 61 to west of Rte. H near Sikeston.										Engineering:	10	67	0	0	0	0
Route: RT HH											R/W:	0	0	0	0	0	0
Job No.: 9S3159											Construction:	0	781	0	0	0	0
Length: 3.90	MPO: N											FFOS:	0	0	0	0	0
Fund Cat: Taking Care Of System	AC-State: 678	State: 170	Local: 0								Payments:	0	0	0	0	0	
Sec Cat: Thin Lift Overlay	Awd Date: Winter 17	Anticipated Fed Cat: S.T.P.															
TIP #:	Future Cost: 0	Estimate Total: 858															
County: Scott	Bridge improvements over Drainage Ditch. Project involves bridge N0256.										Engineering:	0	16	48	0	0	0
Route: RT O											R/W:	0	4	0	0	0	0
Job No.: 9S3277											Construction:	0	0	389	0	0	0
Length: 0.11	MPO: N											FFOS:	0	0	0	0	0
Fund Cat: Taking Care Of System	Fed: 366	State: 91	Local: 0								Payments:	0	0	0	0	0	
Sec Cat: Rehab And Reconst	Awd Date: Fall 17	Anticipated Fed Cat: S.T.P.															
TIP #:	Future Cost: 0	Estimate Total: 457															

* Subject to the approval of the Transportation Improvement Plan by the governing Metropolitan Planning Organization.



2017-2021 Highway and Bridge Construction Schedule

Transportation Planning

P.O. Box 270
Jefferson City, MO 65102

Construction contingency applied to construction cost in the year the project is awarded.

Three percent project growth factor compounded annually is applied to right-of-way and construction costs in program years 2, 3, 4, and 5.

No inflation is applied to the Funding From Other Sources (FFOS) or Payments.

Engineering includes PE costs, CE costs and R/W incidentals.

						STATE FISCAL YEAR PROJECT BUDGETING					
						Prior Prog.	7/2016- 6/2017	7/2017- 6/2018	7/2018- 6/2019	7/2019- 6/2020	7/2020- 6/2021
County: Scott	Bridge improvements over St. John's Drainage Ditch. Project involves bridge N0716.					Engineering:	0	20	56	0	0
Route: RT U						R/W:	0	0	0	0	0
Job No.: 9S3276						Construction:	0	0	472	0	0
Length: 0.12	MPO: N					FFOS:	0	0	0	0	0
Fund Cat: Taking Care Of System					Fed: 439 State: 109 Local: 0	Payments:	0	0	0	0	0
Sec Cat: Rehab And Reconst	Awd Date: Fall 17	Anticipated Fed Cat: NHPP									
TIP #:	Future Cost: 0				Estimate Total: 548						
County: Scott	Bridge improvements over Drainage Ditch No. 289. Project involves bridge P0098.					Engineering:	0	2	10	29	0
Route: RT W						R/W:	0	0	8	0	0
Job No.: 9S3280						Construction:	0	0	0	251	0
Length: 0.11	MPO: N					FFOS:	0	0	0	0	0
Fund Cat: Taking Care Of System					Fed: 240 State: 60 Local: 0	Payments:	0	0	0	0	0
Sec Cat: Rehab And Reconst	Awd Date: 2019	Anticipated Fed Cat: NHPP									
TIP #:	Future Cost: 0				Estimate Total: 300						
County: Shannon	Bridge improvements over Sinking Creek 3 miles south of Rte. EE. Project involves bridge H0079.					Engineering:	344	386	0	0	0
Route: MO 19						R/W:	0	14	0	0	0
Job No.: 9P0438						Construction:	0	2,867	0	0	0
Length: 1.00	MPO: N					FFOS:	0	0	0	0	0
Fund Cat: Taking Care Of System					Fed: 2,614 State: 653 Local: 0	Payments:	0	0	0	0	0
Sec Cat: Rehab And Reconst	Awd Date: Winter 17	Anticipated Fed Cat: NHPP									
TIP #:	Future Cost: 0				Estimate Total: 3,611						
County: Shannon	Pavement improvements on eastbound lane from Rte. 19 to Winona.					Engineering:	0	5	5	64	0
Route: US 60						R/W:	0	0	0	0	0
Job No.: 9P3197						Construction:	0	0	0	788	0
Length: 2.62	MPO: N					FFOS:	0	0	0	0	0
Fund Cat: Taking Care Of System					AC-State: 689 State: 173 Local: 0	Payments:	0	0	0	0	0
Sec Cat: Thin Lift Overlay	Awd Date: 2019	Anticipated Fed Cat: S.T.P.									
TIP #:	Future Cost: 0				Estimate Total: 862						
County: Shannon	Pavement improvements on eastbound lane from County Road 583 to Rte. P.					Engineering:	0	10	10	121	0
Route: US 60						R/W:	0	0	0	0	0
Job No.: 9P3198						Construction:	0	0	0	1,508	0
Length: 5.04	MPO: N					FFOS:	0	0	0	0	0
Fund Cat: Taking Care Of System					AC-State: 1,318 State: 331 Local: 0	Payments:	0	0	0	0	0
Sec Cat: Thin Lift Overlay	Awd Date: 2019	Anticipated Fed Cat: S.T.P.									
TIP #:	Future Cost: 0				Estimate Total: 1,649						

* Subject to the approval of the Transportation Improvement Plan by the governing Metropolitan Planning Organization.

Jun-14-2016

Section 4 - 28

District Southeast

Dollars in Thousands



2017-2021 Highway and Bridge Construction Schedule

Construction contingency applied to construction cost in the year the project is awarded.

Three percent project growth factor compounded annually is applied to right-of-way and construction costs in program years 2, 3, 4, and 5.

No inflation is applied to the Funding From Other Sources (FFOS) or Payments.

Engineering includes PE costs, CE costs and R/W incidentals.

						STATE FISCAL YEAR PROJECT BUDGETING					
						Prior Prog.	7/2016- 6/2017	7/2017- 6/2018	7/2018- 6/2019	7/2019- 6/2020	7/2020- 6/2021
County:	Ste. Genevieve	Job Order Contracting for concrete pavement repair from the Jefferson County line to				Engineering:	0	14	0	0	0
Route:	IS 55	Rte. 60 in Scott County and all of I-57 in Missouri.				R/W:	0	0	0	0	0
Job No.:	0I3003S					Construction:	0	125	0	0	0
Length:	121.11	MPO:	Y			FFOS:	0	0	0	0	0
Fund Cat:	Statewide Interstate And Major Bridge			Fed:	124	State:	15	Local:	0		
Sec Cat:	Preventive Maint	Awd Date:	Spring 17	Anticipated Fed Cat:	NHPP		Payments:	0	0	0	0
TIP #:		Future Cost:	0	Estimate Total:	139						
County:	Ste. Genevieve	Job Order Contracting for asphalt pavement repair from the Jefferson County line to Rte.				Engineering:	0	14	0	0	0
Route:	IS 55	60 in Scott County and all of I-57 in Missouri.				R/W:	0	0	0	0	0
Job No.:	0I3003T					Construction:	0	125	0	0	0
Length:	121.11	MPO:	Y			FFOS:	0	0	0	0	0
Fund Cat:	Statewide Interstate And Major Bridge			Fed:	124	State:	15	Local:	0		
Sec Cat:	Preventive Maint	Awd Date:	Spring 17	Anticipated Fed Cat:	NHPP		Payments:	0	0	0	0
TIP #:		Future Cost:	0	Estimate Total:	139						
County:	Ste. Genevieve	Pavement improvements south of Rte. 00 to north of Rte. 177.				Engineering:	0	50	50	570	0
Route:	US 61					R/W:	0	0	0	0	0
Job No.:	9P3233					Construction:	0	0	0	7,263	0
Length:	61.99	MPO:	Y			FFOS:	0	0	0	0	0
Fund Cat:	Taking Care Of System			Fed:	6,346	State:	1,587	Local:	0		
Sec Cat:	Thin Lift Overlay	Awd Date:	2019	Anticipated Fed Cat:	S.T.P. Federal Oversight		Payments:	0	0	0	0
TIP #:		Future Cost:	0	Estimate Total:	7,933						
County:	Ste. Genevieve	Pavement improvements from Rte. 61 to Rte. 32. \$182,000 District Operating Budget.				Engineering:	0	22	0	0	0
Route:	RT A					R/W:	0	0	0	0	0
Job No.:	9S3176					Construction:	0	182	0	0	0
Length:	3.04	MPO:	N			FFOS:	0	182	0	0	0
Fund Cat:	Taking Care Of System			AC-State:	164	State:	40	Local:	0		
Sec Cat:	Thin Lift Overlay	Awd Date:	Fall 16	Anticipated Fed Cat:	S.T.P.		Payments:	0	0	0	0
TIP #:		Future Cost:	0	Estimate Total:	204						
County:	Ste. Genevieve	Pavement improvements from Rte. T to Rte. 00.				Engineering:	0	10	66	0	0
Route:	RT DD					R/W:	0	0	0	0	0
Job No.:	9S3234					Construction:	0	0	793	0	0
Length:	9.78	MPO:	Y			FFOS:	0	0	0	0	0
Fund Cat:	Taking Care Of System			Fed:	694	State:	175	Local:	0		
Sec Cat:	Thin Lift Overlay	Awd Date:	2018	Anticipated Fed Cat:	S.T.P.		Payments:	0	0	0	0
TIP #:		Future Cost:	0	Estimate Total:	869						

* Subject to the approval of the Transportation Improvement Plan by the governing Metropolitan Planning Organization.



2017-2021 Highway and Bridge Construction Schedule

Transportation Planning

P.O. Box 270
Jefferson City, MO 65102

Construction contingency applied to construction cost in the year the project is awarded.

Three percent project growth factor compounded annually is applied to right-of-way and construction costs in program years 2, 3, 4, and 5.

No inflation is applied to the Funding From Other Sources (FFOS) or Payments.

Engineering includes PE costs, CE costs and R/W incidentals.

Construction contingency applied to construction cost in the year the project is awarded. Three percent project growth factor compounded annually is applied to right-of-way and construction costs in program years 2, 3, 4, and 5. No inflation is applied to the Funding From Other Sources (FFOS) or Payments. Engineering includes PE costs, CE costs and R/W incidentals.							STATE FISCAL YEAR PROJECT BUDGETING					
							Prior Prog.	7/2016- 6/2017	7/2017- 6/2018	7/2018- 6/2019	7/2019- 6/2020	7/2020- 6/2021
County: Ste. Genevieve Route: RT H Job No.: 9S3166 Length: 6.66 MPO: N Fund Cat: Taking Care Of System Sec Cat: Thin Lift Overlay TIP #:	Pavement improvements and addition of two foot shoulders from east of Rte. 61 to Rte. 51. AC-State: 692 State: 174 Local: 0 Awd Date: Winter 17 Anticipated Fed Cat: S.T.P. Future Cost: 0 Estimate Total: 876						Engineering: 10 R/W: 0 Construction: 0 FFOS: 0 Payments: 0	78 0 788 0 0	0 0 0 0 0	0 0 0 0 0	0 0 0 0 0	
County: Stoddard Route: MO 114 Job No.: 9S3287 Length: 7.96 MPO: N Fund Cat: Taking Care Of System Sec Cat: Thin Lift Overlay TIP #:	Pavement improvements from Rte. 60 to Rte. 61. Fed: 1,467 State: 367 Local: 0 Awd Date: 2019 Anticipated Fed Cat: S.T.P. Future Cost: 0 Estimate Total: 1,834						Engineering: 0 R/W: 0 Construction: 0 FFOS: 0 Payments: 0	7 0 0 0 0	8 0 0 0 0	141 0 1,678 0 0	0 0 0 0 0	
County: Stoddard Route: MO 153 Job No.: 9S3257 Length: 47.02 MPO: N Fund Cat: Taking Care Of System Sec Cat: Thin Lift Overlay TIP #:	Pavement improvements from Rte. 60 to Rte. 25. Fed: 2,938 State: 734 Local: 0 Awd Date: 2019 Anticipated Fed Cat: S.T.P. Future Cost: 0 Estimate Total: 3,672						Engineering: 0 R/W: 0 Construction: 0 FFOS: 0 Payments: 0	20 0 0 0 0	20 0 0 0 0	272 0 3,360 0 0	0 0 0 0 0	
County: Stoddard Route: MO 25 Job No.: 9P3262 Length: 29.53 MPO: N Fund Cat: Taking Care Of System Sec Cat: Thin Lift Overlay TIP #:	Pavement improvements from 0.1 mile south of Rte. O to Drake Street in Bernie. Fed: 5,717 State: 1,430 Local: 0 Awd Date: 2019 Anticipated Fed Cat: S.T.P. Future Cost: 0 Estimate Total: 7,147						Engineering: 0 R/W: 0 Construction: 0 FFOS: 0 Payments: 0	27 0 0 0 0	54 0 0 0 0	523 0 6,543 0 0	0 0 0 0 0	
County: Stoddard Route: MO 51 Job No.: 9S3179 Length: 2.44 MPO: N Fund Cat: Taking Care Of System Sec Cat: Thin Lift Overlay TIP #:	Pavement improvements and addition of two foot shoulders from 0.9 mile south of Rte. 60 to Rte. B. \$147,000 District Operating Budget. AC-State: 130 State: 32 Local: 0 Awd Date: Fall 16 Anticipated Fed Cat: S.T.P. Future Cost: 0 Estimate Total: 162						Engineering: 0 R/W: 0 Construction: 0 FFOS: 0 Payments: 0	15 0 147 147 0	0 0 0 0 0	0 0 0 0 0	0 0 0 0 0	

* Subject to the approval of the Transportation Improvement Plan by the governing Metropolitan Planning Organization.

Jun-14-2016

Section 4 - 30

District Southeast

Dollars in Thousands



2017-2021 Highway and Bridge Construction Schedule

Transportation Planning

P.O. Box 270
Jefferson City, MO 65102

Construction contingency applied to construction cost in the year the project is awarded.

Three percent project growth factor compounded annually is applied to right-of-way and construction costs in program years 2, 3, 4, and 5.

No inflation is applied to the Funding From Other Sources (FFOS) or Payments.

Engineering includes PE costs, CE costs and R/W incidentals.

Construction contingency applied to construction cost in the year the project is awarded. Three percent project growth factor compounded annually is applied to right-of-way and construction costs in program years 2, 3, 4, and 5. No inflation is applied to the Funding From Other Sources (FFOS) or Payments. Engineering includes PE costs, CE costs and R/W incidentals.							STATE FISCAL YEAR PROJECT BUDGETING					
							Prior Prog.	7/2016- 6/2017	7/2017- 6/2018	7/2018- 6/2019	7/2019- 6/2020	7/2020- 6/2021
County: Stoddard Route: US 60 Job No.: 9P3155 Length: 6.90 MPO: N Fund Cat: Taking Care Of System Sec Cat: Thin Lift Overlay TIP #:	Pavement improvements on eastbound lanes from 0.4 mile west of Rte. F to 0.7 mile east of Rte. 25.						Engineering: 10 R/W: 0 Construction: 0 FFOS: 0 Payments: 0	286 0 3,016 0 0	0 0 0 0 0	0 0 0 0 0	0 0 0 0 0	
AC-State: 2,642 State: 660 Local: 0	Awd Date: Winter 17 Anticipated Fed Cat: S.T.P. Future Cost: 0 Estimate Total: 3,312											
County: Stoddard Route: BU 60 Job No.: 9S3242 Length: 2.80 MPO: N Fund Cat: Taking Care Of System Sec Cat: Thin Lift Overlay TIP #:	Pavement improvements from Rte. AD to Rte. 25.						Engineering: 0 R/W: 0 Construction: 0 FFOS: 0 Payments: 0	3 0 0 0 0	58 0 645 0 0	0 0 0 0 0	0 0 0 0 0	
AC-State: 564 State: 142 Local: 0	Awd Date: 2018 Anticipated Fed Cat: S.T.P. Future Cost: 0 Estimate Total: 706											
County: Stoddard Route: MO 91 Job No.: 9S3263 Length: 0.07 MPO: N Fund Cat: Taking Care Of System Sec Cat: Rehab And Reconst TIP #:	Bridge improvements over Drainage Ditch No. 34. Project involves bridge S0769.						Engineering: 0 R/W: 0 Construction: 0 FFOS: 0 Payments: 0	5 0 0 0 0	5 0 0 0 0	7 8 0 0 0	37 0 340 0 0	
Fed: 322 State: 80 Local: 0	Awd Date: 2020 Anticipated Fed Cat: NHPP Future Cost: 0 Estimate Total: 402											
County: Stoddard Route: MO 91 Job No.: 9S3264 Length: 0.11 MPO: N Fund Cat: Taking Care Of System Sec Cat: Rehab And Reconst TIP #:	Bridge improvements over Drainage Ditch No. 33. Project involves Bridge S0770.						Engineering: 0 R/W: 0 Construction: 0 FFOS: 0 Payments: 0	5 0 0 0 0	5 0 0 0 0	7 8 0 0 0	37 0 340 0 0	
Fed: 322 State: 80 Local: 0	Awd Date: 2020 Anticipated Fed Cat: NHPP Future Cost: 0 Estimate Total: 402											
County: Stoddard Route: RT AA Job No.: 9S3272 Length: 2.19 MPO: N Fund Cat: Taking Care Of System Sec Cat: Thin Lift Overlay TIP #:	Pavement improvements from Rte. 25 north to Rte. 25 south.						Engineering: 0 R/W: 0 Construction: 0 FFOS: 0 Payments: 0	1 0 0 0 0	13 0 152 0 0	0 0 0 0 0	0 0 0 0 0	
AC-State: 133 State: 33 Local: 0	Awd Date: 2018 Anticipated Fed Cat: S.T.P. Future Cost: 0 Estimate Total: 166											

* Subject to the approval of the Transportation Improvement Plan by the governing Metropolitan Planning Organization.

Jun-14-2016

Section 4 - 31

District Southeast

Dollars in Thousands



2017-2021 Highway and Bridge Construction Schedule

Construction contingency applied to construction cost in the year the project is awarded.

Three percent project growth factor compounded annually is applied to right-of-way and construction costs in program years 2, 3, 4, and 5.

No inflation is applied to the Funding From Other Sources (FFOS) or Payments.

Engineering includes PE costs, CE costs and R/W incidentals.

Construction contingency applied to construction cost in the year the project is awarded. Three percent project growth factor compounded annually is applied to right-of-way and construction costs in program years 2, 3, 4, and 5. No inflation is applied to the Funding From Other Sources (FFOS) or Payments. Engineering includes PE costs, CE costs and R/W incidentals.											STATE FISCAL YEAR PROJECT BUDGETING					
											Prior Prog.	7/2016- 6/2017	7/2017- 6/2018	7/2018- 6/2019	7/2019- 6/2020	7/2020- 6/2021
County: Stoddard Route: RT AD Job No.: 9S3180 Length: 3.10 MPO: N Fund Cat: Taking Care Of System Sec Cat: Thin Lift Overlay TIP #:	Pavement improvements from Rte. 60 to end of state maintenance. \$186,000 District Operating Budget.					Engineering:	0	23	0	0	0	0				
						R/W:	0	0	0	0	0	0				
						Construction:	0	186	0	0	0	0				
						FFOS:	0	186	0	0	0	0				
						Payments:	0	0	0	0	0	0				
County: Stoddard Route: RT DD Job No.: 9S3275 Length: 0.12 MPO: N Fund Cat: Taking Care Of System Sec Cat: Rehab And Reconst TIP #:	Bridge improvements over Spring Creek. Project involves bridge P0056.					Engineering:	0	5	20	62	0	0				
						R/W:	0	0	0	0	0	0				
						Construction:	0	0	0	555	0	0				
						FFOS:	0	0	0	0	0	0				
						Payments:	0	0	0	0	0	0				
County: Stoddard Route: RT H Job No.: 9S3145 Length: 0.00 MPO: N Fund Cat: Taking Care Of System Sec Cat: Rehab And Reconst TIP #:	Bridge improvements over County Drainage Ditch. Project involves bridge S0613.					Engineering:	10	66	0	0	0	0				
						R/W:	0	4	0	0	0	0				
						Construction:	0	445	0	0	0	0				
						FFOS:	0	0	0	0	0	0				
						Payments:	0	0	0	0	0	0				
County: Stoddard Route: RT J Job No.: 9S3149 Length: 0.20 MPO: N Fund Cat: Taking Care Of System Sec Cat: Rehab And Reconst TIP #:	Bridge improvements over Lick Creek Drainage Ditch. Project involves bridge T0137.					Engineering:	10	139	0	0	0	0				
						R/W:	0	4	0	0	0	0				
						Construction:	0	881	0	0	0	0				
						FFOS:	0	0	0	0	0	0				
						Payments:	0	0	0	0	0	0				
County: Stoddard Route: RT K Job No.: 9S3069 Length: 0.07 MPO: N Fund Cat: Taking Care Of System Sec Cat: Rehab And Reconst TIP #:	Bridge improvements over Castor River. Project Involves Bridge S0168.					Engineering:	31	140	0	0	0	0				
						R/W:	0	3	0	0	0	0				
						Construction:	0	706	0	0	0	0				
						FFOS:	0	0	0	0	0	0				
						Payments:	0	0	0	0	0	0				

* Subject to the approval of the Transportation Improvement Plan by the governing Metropolitan Planning Organization.



2017-2021 Highway and Bridge Construction Schedule

Transportation Planning

P.O. Box 270
Jefferson City, MO 65802

Construction contingency applied to construction cost in the year the project is awarded.

Three percent project growth factor compounded annually is applied to right-of-way and construction costs in program years 2, 3, 4, and 5.

No inflation is applied to the Funding From Other Sources (FFOS) or Payments.

Engineering includes PE costs, CE costs and R/W incidentals.

Construction contingency applied to construction cost in the year the project is awarded. Three percent project growth factor compounded annually is applied to right-of-way and construction costs in program years 2, 3, 4, and 5. No inflation is applied to the Funding From Other Sources (FFOS) or Payments. Engineering includes PE costs, CE costs and R/W incidentals.							STATE FISCAL YEAR PROJECT BUDGETING						
							Prior Prog.	7/2016- 6/2017	7/2017- 6/2018	7/2018- 6/2019	7/2019- 6/2020	7/2020- 6/2021	
County: Stoddard	Bridge improvements over Wolf Creek Drainage Ditch. Project involves bridge P0389.						Engineering:	0	16	45	0	0	0
Route: RT K							R/W:	0	0	0	0	0	0
Job No.: 9S3274							Construction:	0	0	378	0	0	0
Length: 0.11	MPO: N						FFOS:	0	0	0	0	0	
Fund Cat: Taking Care Of System						Fed: 351 State: 88 Local: 0	Payments:	0	0	0	0	0	
Sec Cat: Rehab And Reconst	Awd Date: Fall 17	Anticipated Fed Cat: NHPP											
TIP #:	Future Cost: 0					Estimate Total: 439							
County: Stoddard	Bridge improvements over Drainage Ditch No. 30. Project involves bridge N0381.						Engineering:	0	26	68	0	0	0
Route: RT N							R/W:	0	0	0	0	0	0
Job No.: 9S3268							Construction:	0	0	574	0	0	0
Length: 0.13	MPO: N						FFOS:	0	0	0	0	0	
Fund Cat: Taking Care Of System						Fed: 534 State: 134 Local: 0	Payments:	0	0	0	0	0	
Sec Cat: Rehab And Reconst	Awd Date: Fall 17	Anticipated Fed Cat: NHPP											
TIP #:	Future Cost: 0					Estimate Total: 668							
County: Stoddard	Bridge improvements over Drainage Ditch No. 34. Project involves bridge R0184.						Engineering:	0	20	51	0	0	0
Route: RT P							R/W:	0	0	0	0	0	0
Job No.: 9S3269							Construction:	0	0	428	0	0	0
Length: 0.12	MPO: N						FFOS:	0	0	0	0	0	
Fund Cat: Taking Care Of System						Fed: 399 State: 100 Local: 0	Payments:	0	0	0	0	0	
Sec Cat: Rehab And Reconst	Awd Date: Fall 17	Anticipated Fed Cat: S.T.P.											
TIP #:	Future Cost: 0					Estimate Total: 499							
County: Stoddard	Bridge improvements over Turkey Creek. Project involves bridge L0738.						Engineering:	0	5	17	51	0	0
Route: RT T							R/W:	0	0	6	0	0	0
Job No.: 9S3270							Construction:	0	0	0	441	0	0
Length: 0.11	MPO: N						FFOS:	0	0	0	0	0	
Fund Cat: Taking Care Of System						Fed: 417 State: 103 Local: 0	Payments:	0	0	0	0	0	
Sec Cat: Rehab And Reconst	Awd Date: 2019	Anticipated Fed Cat: NHPP											
TIP #:	Future Cost: 0					Estimate Total: 520							
County: Stoddard	Bridge improvements over St. Francois River old channel. Project involves bridge R0318.						Engineering:	83	79	0	0	0	0
Route: RT U							R/W:	2	0	0	0	0	0
Job No.: 9S3051							Construction:	0	519	0	0	0	0
Length: 0.20	MPO: N						FFOS:	0	0	0	0	0	
Fund Cat: Taking Care Of System						Fed: 478 State: 120 Local: 0	Payments:	0	0	0	0	0	
Sec Cat: Rehab And Reconst	Awd Date: Fall 16	Anticipated Fed Cat: NHPP											
TIP #:	Future Cost: 0					Estimate Total: 683							

* Subject to the approval of the Transportation Improvement Plan by the governing Metropolitan Planning Organization.

Jun-14-2016

Section 4 - 33

District Southeast

Dollars in Thousands



2017-2021 Highway and Bridge Construction Schedule

Transportation Planning

P.O. Box 270
Jefferson City, MO 65102

Construction contingency applied to construction cost in the year the project is awarded.

Three percent project growth factor compounded annually is applied to right-of-way and construction costs in program years 2, 3, 4, and 5.

No inflation is applied to the Funding From Other Sources (FFOS) or Payments.

Engineering includes PE costs, CE costs and R/W incidentals.

Construction contingency applied to construction cost in the year the project is awarded. Three percent project growth factor compounded annually is applied to right-of-way and construction costs in program years 2, 3, 4, and 5. No inflation is applied to the Funding From Other Sources (FFOS) or Payments. Engineering includes PE costs, CE costs and R/W incidentals.							STATE FISCAL YEAR PROJECT BUDGETING					
							Prior Prog.	7/2016- 6/2017	7/2017- 6/2018	7/2018- 6/2019	7/2019- 6/2020	7/2020- 6/2021
County: Stoddard Route: RT Y Job No.: 9S3251 Length: 20.12 MPO: N Fund Cat: Taking Care Of System Sec Cat: Thin Lift Overlay Awd Date: 2018 Anticipated Fed Cat: TIP #: Future Cost: 0 Estimate Total: 1,324	Pavement improvements from 2.4 miles east of Rte. 25 to 0.4 mile west of Rte. 61.						Engineering: 0 R/W: 0 Construction: 0 FFOS: 0 Payments: 0	10 0 0 0 0	106 0 1,208 0 0	0 0 0 0 0	0 0 0 0 0	
County: Stoddard Route: RT Z Job No.: 9S3148 Length: 0.20 MPO: N Fund Cat: Taking Care Of System Sec Cat: Rehab And Reconst Awd Date: Winter 17 Anticipated Fed Cat: TIP #: Future Cost: 0 Estimate Total: 629	Bridge improvements over Main Ditch. Project involves bridge P0444.						Engineering: 10 R/W: 0 Construction: 0 FFOS: 0 Payments: 0	81 4 534 0 0	0 0 0 0 0	0 0 0 0 0	0 0 0 0 0	
County: Stoddard Route: RT Z Job No.: 9S3224 Length: 0.77 MPO: N Fund Cat: Taking Care Of System Sec Cat: Rehab And Reconst Awd Date: 2020 Anticipated Fed Cat: TIP #: Future Cost: 0 Estimate Total: 1,707	Bridge improvements over Drainage Ditch No. 4, Main Drainage Ditch and Little River Drainage Ditches. Project Involves Bridges P0443, N0285, N0286 and N0287.						Engineering: 0 R/W: 0 Construction: 0 FFOS: 0 Payments: 0	20 0 0 0 0	20 0 0 0 0	23 11 0 0 0	134 0 1,499 0 0	
County: Stoddard Route: RT ZZ Job No.: 9S3164 Length: 8.44 MPO: N Fund Cat: Taking Care Of System Sec Cat: Thin Lift Overlay Awd Date: Fall 16 Anticipated Fed Cat: TIP #: Future Cost: 0 Estimate Total: 580	Pavement improvements from Rte. 60 to Rte. H.						Engineering: 10 R/W: 0 Construction: 0 FFOS: 0 Payments: 0	41 0 529 0 0	0 0 0 0 0	0 0 0 0 0	0 0 0 0 0	
County: Texas Route: MO 137 Job No.: 9S3174 Length: 17.60 MPO: N Fund Cat: Taking Care Of System Sec Cat: Thin Lift Overlay Awd Date: Fall 16 Anticipated Fed Cat: TIP #: Future Cost: 0 Estimate Total: 1,138	Pavement improvements from Rte. 32 to Rte. 17. \$1,056,000 District Operating budget.						Engineering: 0 R/W: 0 Construction: 0 FFOS: 0 Payments: 0	82 0 1,056 1,056 0	0 0 0 0 0	0 0 0 0 0	0 0 0 0 0	

* Subject to the approval of the Transportation Improvement Plan by the governing Metropolitan Planning Organization.

Jun-14-2016

Section 4 - 34

District Southeast

Dollars in Thousands



2017-2021 Highway and Bridge Construction Schedule

Transportation Planning

P.O. Box 270
Jefferson City, MO 65102

Construction contingency applied to construction cost in the year the project is awarded.

Three percent project growth factor compounded annually is applied to right-of-way and construction costs in program years 2, 3, 4, and 5.

No inflation is applied to the Funding From Other Sources (FFOS) or Payments.

Engineering includes PE costs, CE costs and R/W incidentals.

Construction contingency applied to construction cost in the year the project is awarded. Three percent project growth factor compounded annually is applied to right-of-way and construction costs in program years 2, 3, 4, and 5. No inflation is applied to the Funding From Other Sources (FFOS) or Payments. Engineering includes PE costs, CE costs and R/W incidentals.										STATE FISCAL YEAR PROJECT BUDGETING						
										Prior Prog.	7/2016- 6/2017	7/2017- 6/2018	7/2018- 6/2019	7/2019- 6/2020	7/2020- 6/2021	
County: Texas	Pavement improvements and addition of two foot shoulders from Rte. 63 in Houston to Rte. 106 in Summersville.									Engineering:	10	345	1	0	0	0
Route: MO 17										R/W:	0	0	0	0	0	0
Job No.: 9P3161										Construction:	0	3,603	0	0	0	0
Length: 22.40	MPO: N								FFOS:	0	0	0	0	0	0	
Fund Cat: Taking Care Of System	AC-State: 3,159 State: 790 Local: 0							Payments:	0	0	0	0	0	0		
Sec Cat: Thin Lift Overlay	Awd Date: Fall 16	Anticipated Fed Cat: S.T.P.														
TIP #:	Future Cost: 0 Estimate Total: 3,959															
County: Texas	Bridge improvements over Big Creek. Project involves bridge J0617.									Engineering:	0	20	40	41	193	0
Route: MO 17										R/W:	0	0	0	16	0	0
Job No.: 9P3212										Construction:	0	0	0	0	1,897	0
Length: 0.20	MPO: N								FFOS:	0	0	0	0	0	0	
Fund Cat: Taking Care Of System	Fed: 1,766 State: 441 Local: 0							Payments:	0	0	0	0	0	0		
Sec Cat: Rehab And Reconst	Awd Date: 2020	Anticipated Fed Cat: NHPP														
TIP #:	Future Cost: 0 Estimate Total: 2,207															
County: Texas	Pavement improvements from Rte. 106 in Summersville to Rte. 160 near West Plains.									Engineering:	0	328	0	0	0	0
Route: MO 17										R/W:	0	0	0	0	0	0
Job No.: 9P3296										Construction:	0	3,328	0	0	0	0
Length: 34.06	MPO: N								FFOS:	0	0	0	0	0	0	
Fund Cat: Taking Care Of System	AC-State: 2,924 State: 732 Local: 0							Payments:	0	0	0	0	0	0		
Sec Cat: Thin Lift Overlay	Awd Date: Winter 17	Anticipated Fed Cat: S.T.P.														
TIP #:	Future Cost: 0 Estimate Total: 3,656															
County: Texas	Pavement improvements in the westbound lanes from Rte. 95 to Rte. 60/63 interchange.									Engineering:	10	10	10	182	0	0
Route: US 60										R/W:	0	0	0	0	0	0
Job No.: 9P3120										Construction:	0	0	0	2,338	0	0
Length: 11.94	MPO: N								FFOS:	0	0	0	0	0	0	
Fund Cat: Taking Care Of System	AC-State: 2,032 State: 508 Local: 0							Payments:	0	0	0	0	0	0		
Sec Cat: Thin Lift Overlay	Awd Date: 2019	Anticipated Fed Cat: NHPP														
TIP #:	Future Cost: 0 Estimate Total: 2,550															
County: Texas	Pavement improvements from south of Bus. 60 at Cabool to 0.8 mile north of Bus. 63 at Willow Springs.									Engineering:	10	134	0	0	0	0
Route: US 60										R/W:	0	0	0	0	0	0
Job No.: 9P3158										Construction:	0	1,359	0	0	0	0
Length: 7.50	MPO: N								FFOS:	0	0	0	0	0	0	
Fund Cat: Taking Care Of System	AC-State: 1,194 State: 299 Local: 0							Payments:	0	0	0	0	0	0		
Sec Cat: Thin Lift Overlay	Awd Date: Fall 16	Anticipated Fed Cat: NHPP														
TIP #:	Future Cost: 0 Estimate Total: 1,503															

* Subject to the approval of the Transportation Improvement Plan by the governing Metropolitan Planning Organization.

Jun-14-2016

Section 4 - 35

District Southeast

Dollars in Thousands



2017-2021 Highway and Bridge Construction Schedule

Construction contingency applied to construction cost in the year the project is awarded.

Three percent project growth factor compounded annually is applied to right-of-way and construction costs in program years 2, 3, 4, and 5.

No inflation is applied to the Funding From Other Sources (FFOS) or Payments.

Engineering includes PE costs, CE costs and R/W incidentals.

Construction contingency applied to construction cost in the year the project is awarded. Three percent project growth factor compounded annually is applied to right-of-way and construction costs in program years 2, 3, 4, and 5. No inflation is applied to the Funding From Other Sources (FFOS) or Payments. Engineering includes PE costs, CE costs and R/W incidentals.							STATE FISCAL YEAR PROJECT BUDGETING					
							Prior Prog.	7/2016- 6/2017	7/2017- 6/2018	7/2018- 6/2019	7/2019- 6/2020	7/2020- 6/2021
County: Texas Route: US 63 Job No.: 9P2243 Length: 10.84 MPO: N Fund Cat: Taking Care Of System Sec Cat: Thin Lift Overlay Awd Date: 2019 Anticipated Fed Cat: NHPP TIP #: Future Cost: 0 Estimate Total: 3,336	Pavement improvements from Rte. 32 to Rte. E.						Engineering: 34	1	1	199	0	0
							R/W: 0	0	0	0	0	0
							Construction: 0	0	0	3,101	0	0
							FFOS: 0	0	0	0	0	0
							Payments: 0	0	0	0	0	0
County: Texas Route: US 63 Job No.: 9P3117 Length: 3.27 MPO: N Fund Cat: Taking Care Of System Sec Cat: Thin Lift Overlay Awd Date: 2019 Anticipated Fed Cat: NHPP TIP #: Future Cost: 0 Estimate Total: 961	Pavement improvements from Rte. U to Rte. 60 in Cabool.						Engineering: 5	5	5	67	0	0
							R/W: 0	0	0	0	0	0
							Construction: 0	0	0	879	0	0
							FFOS: 0	0	0	0	0	0
							Payments: 0	0	0	0	0	0
County: Various Route: Various Job No.: 0P3018J Length: 0.00 MPO: N Fund Cat: Safety Sec Cat: Safety Awd Date: 2018 Anticipated Fed Cat: Safety TIP #: Future Cost: 0 Estimate Total: 1,710	Safety projects at various locations in the Southeast District. \$1,660,000 from Statewide Open Container funds.						Engineering: 0	0	0	0	0	0
							R/W: 0	0	0	0	0	0
							Construction: 0	0	1,710	0	0	0
							FFOS: 0	0	1,660	0	0	0
							Payments: 0	0	0	0	0	0
County: Various Route: Various Job No.: 0P3019J Length: 0.00 MPO: N Fund Cat: Safety Sec Cat: Safety Awd Date: 2019 Anticipated Fed Cat: Safety TIP #: Future Cost: 0 Estimate Total: 1,763	Safety projects at various locations in the Southeast District. \$1,662,000 from Statewide Open Container funds.						Engineering: 0	0	0	0	0	0
							R/W: 0	0	0	0	0	0
							Construction: 0	0	0	1,763	0	0
							FFOS: 0	0	0	1,662	0	0
							Payments: 0	0	0	0	0	0
County: Various Route: Various Job No.: 0P3020J Length: 0.00 MPO: N Fund Cat: Safety Sec Cat: Safety Awd Date: 2020 Anticipated Fed Cat: Safety TIP #: Future Cost: 0 Estimate Total: 1,816	Safety projects at various locations in the Southeast District. \$1,662,000 from Statewide Open Container funds.						Engineering: 0	0	0	0	0	0
							R/W: 0	0	0	0	0	0
							Construction: 0	0	0	0	1,816	0
							FFOS: 0	0	0	0	1,662	0
							Payments: 0	0	0	0	0	0

* Subject to the approval of the Transportation Improvement Plan by the governing Metropolitan Planning Organization.



2017-2021 Highway and Bridge Construction Schedule

Construction contingency applied to construction cost in the year the project is awarded.

Three percent project growth factor compounded annually is applied to right-of-way and construction costs in program years 2, 3, 4, and 5.

No inflation is applied to the Funding From Other Sources (FFOS) or Payments.

Engineering includes PE costs, CE costs and R/W incidentals.

Construction contingency applied to construction cost in the year the project is awarded. Three percent project growth factor compounded annually is applied to right-of-way and construction costs in program years 2, 3, 4, and 5. No inflation is applied to the Funding From Other Sources (FFOS) or Payments. Engineering includes PE costs, CE costs and R/W incidentals.							STATE FISCAL YEAR PROJECT BUDGETING							
							Prior Prog.	7/2016- 6/2017	7/2017- 6/2018	7/2018- 6/2019	7/2019- 6/2020	7/2020- 6/2021		
County: Various Route: Various Job No.: 0P3021J Length: 0.00 MPO: N Fund Cat: Safety Sec Cat: Safety TIP #:	Safety projects at various locations in the Southeast District. \$1,662,000 from Statewide Open Container funds.						Engineering:	0	0	0	0	0	0	
							R/W:	0	0	0	0	0	0	0
							Construction:	0	0	0	0	0	1,871	
	Fed: 1,684 State: 187 Local: 0						FFOS:	0	0	0	0	0	1,662	
	Awd Date: 2021 Anticipated Fed Cat: Safety						Payments:	0	0	0	0	0	0	
	Future Cost: 0 Estimate Total: 1,871													
County: Various Route: Various Job No.: 0S3017J Length: 0.00 MPO: N Fund Cat: Taking Care Of System Sec Cat: N- Ada Trans TIP #:	ADA Transition Plan improvements in the cities of Campbell, Caruthersville and Poplar Bluff. \$1,314,000 from Statewide Transportation Alternatives funds.						Engineering:	0	66	0	0	0	0	
							R/W:	0	5	0	0	0	0	0
							Construction:	0	1,314	0	0	0	0	0
	Fed: 1,108 State: 277 Local: 0						FFOS:	0	1,314	0	0	0	0	0
	Awd Date: Spring 17 Anticipated Fed Cat: S.T.P.						Payments:	0	0	0	0	0	0	0
	Future Cost: 0 Estimate Total: 1,385													
County: Various Route: Various Job No.: 0S3018J Length: 0.00 MPO: N Fund Cat: Taking Care Of System Sec Cat: N- Ada Trans TIP #:	ADA Transition Plan improvements at various locations in the Southeast District. \$1,341,000 from Statewide Transportation Alternatives funds.						Engineering:	0	0	0	0	0	0	
							R/W:	0	0	0	0	0	0	0
							Construction:	0	0	1,381	0	0	0	0
	Fed: 1,105 State: 276 Local: 0						FFOS:	0	0	1,341	0	0	0	0
	Awd Date: 2018 Anticipated Fed Cat: S.T.P.						Payments:	0	0	0	0	0	0	0
	Future Cost: 0 Estimate Total: 1,381													
County: Various Route: Various Job No.: 0S3019J Length: 0.00 MPO: N Fund Cat: Taking Care Of System Sec Cat: N- Ada Trans TIP #:	ADA Transition Plan improvements at various locations in the Southeast District. \$1,361,000 from Statewide Transportation Alternatives funds.						Engineering:	0	0	0	0	0	0	
							R/W:	0	0	0	0	0	0	0
							Construction:	0	0	0	1,444	0	0	0
	Fed: 1,155 State: 289 Local: 0						FFOS:	0	0	0	1,361	0	0	0
	Awd Date: 2019 Anticipated Fed Cat: S.T.P.						Payments:	0	0	0	0	0	0	0
	Future Cost: 0 Estimate Total: 1,444													
County: Various Route: Various Job No.: 0S3020J Length: 0.00 MPO: N Fund Cat: Taking Care Of System Sec Cat: N- Ada Trans TIP #:	ADA Transition Plan improvements at various locations in the Southeast District. \$1,395,000 from Statewide Transportation Alternatives funds.						Engineering:	0	0	0	0	0	0	
							R/W:	0	0	0	0	0	0	0
							Construction:	0	0	0	0	1,524	0	0
	Fed: 1,219 State: 305 Local: 0						FFOS:	0	0	0	0	1,395	0	0
	Awd Date: 2020 Anticipated Fed Cat: S.T.P.						Payments:	0	0	0	0	0	0	0
	Future Cost: 0 Estimate Total: 1,524													

* Subject to the approval of the Transportation Improvement Plan by the governing Metropolitan Planning Organization.



2017-2021 Highway and Bridge Construction Schedule

Construction contingency applied to construction cost in the year the project is awarded.

Three percent project growth factor compounded annually is applied to right-of-way and construction costs in program years 2, 3, 4, and 5.

No inflation is applied to the Funding From Other Sources (FFOS) or Payments.

Engineering includes PE costs, CE costs and R/W incidentals.

Construction contingency applied to construction cost in the year the project is awarded. Three percent project growth factor compounded annually is applied to right-of-way and construction costs in program years 2, 3, 4, and 5. No inflation is applied to the Funding From Other Sources (FFOS) or Payments. Engineering includes PE costs, CE costs and R/W incidentals.												STATE FISCAL YEAR PROJECT BUDGETING					
												Prior Prog.	7/2016- 6/2017	7/2017- 6/2018	7/2018- 6/2019	7/2019- 6/2020	7/2020- 6/2021
County: Various Route: Various Job No.: 0S3021J Length: 0.00 MPO: N Fund Cat: Taking Care Of System Sec Cat: N- Ada Trans Awd Date: 2021 Anticipated Fed Cat: S.T.P. TIP #: Future Cost: 0 Estimate Total: 1,668	ADA Transition Plan improvements at various locations in the Southeast District. \$1,395,000 from Statewide Transportation Alternatives funds.					Engineering: 0 R/W: 0 Construction: 0 FFOS: 0 Payments: 0	0 0 0 0 0	0 0 0 0 0	0 0 0 0 0	0 0 0 0 0	98 0 1,570 1,395 0						
County: Various Route: Various Job No.: 9P3072 Length: 0.00 MPO: N Fund Cat: Taking Care Of System Sec Cat: Routine Maintenance Awd Date: Spring 17 Anticipated Fed Cat: S.T.P. TIP #: Future Cost: 0 Estimate Total: 272	Job Order Contracting for guard cable and guardrail repair at various locations in the Southeast District.					Engineering: 3 R/W: 0 Construction: 0 FFOS: 0 Payments: 0	19 0 250 0 0	0 0 0 0 0	0 0 0 0 0	0 0 0 0 0	0 0 0 0 0						
County: Various Route: Various Job No.: 9P3074 Length: 0.00 MPO: N Fund Cat: Taking Care Of System Sec Cat: Routine Maintenance Awd Date: 2018 Anticipated Fed Cat: S.T.P. TIP #: Future Cost: 0 Estimate Total: 278	Job Order Contracting for guard cable and guardrail repair at various locations in the Southeast District.					Engineering: 0 R/W: 0 Construction: 0 FFOS: 0 Payments: 0	1 0 0 0 0	19 0 258 0 0	0 0 0 0 0	0 0 0 0 0	0 0 0 0 0						
County: Various Route: Various Job No.: 9P3289 Length: 0.00 MPO: N Fund Cat: Taking Care Of System Sec Cat: Routine Maintenance Awd Date: 2019 Anticipated Fed Cat: S.T.P. TIP #: Future Cost: 0 Estimate Total: 284	Job Order Contracting for guard cable and guardrail repair at various locations in the Southeast District.					Engineering: 0 R/W: 0 Construction: 0 FFOS: 0 Payments: 0	0 0 0 0 0	0 0 0 0 0	19 0 265 0 0	0 0 0 0 0	0 0 0 0 0						
County: Wayne Route: MO 34 Job No.: 9P3218 Length: 0.20 MPO: N Fund Cat: Taking Care Of System Sec Cat: Rehab And Reconst Awd Date: 2021 Anticipated Fed Cat: NHPP TIP #: Future Cost: 0 Estimate Total: 7,196	Bridge improvements over Black River. Project involves bridge J0935.					Engineering: 0 R/W: 0 Construction: 0 FFOS: 0 Payments: 0	50 0 0 0 0	50 0 0 0 0	100 0 0 0 0	105 240 0 0 0	606 0 6,045 0 0						

* Subject to the approval of the Transportation Improvement Plan by the governing Metropolitan Planning Organization.



2017-2021 Highway and Bridge Construction Schedule

Construction contingency applied to construction cost in the year the project is awarded.

Three percent project growth factor compounded annually is applied to right-of-way and construction costs in program years 2, 3, 4, and 5.

No inflation is applied to the Funding From Other Sources (FFOS) or Payments.

Engineering includes PE costs, CE costs and R/W incidentals.

Construction contingency applied to construction cost in the year the project is awarded. Three percent project growth factor compounded annually is applied to right-of-way and construction costs in program years 2, 3, 4, and 5. No inflation is applied to the Funding From Other Sources (FFOS) or Payments. Engineering includes PE costs, CE costs and R/W incidentals.							STATE FISCAL YEAR PROJECT BUDGETING						
							Prior Prog.	7/2016- 6/2017	7/2017- 6/2018	7/2018- 6/2019	7/2019- 6/2020	7/2020- 6/2021	
County: Wayne	Bridge improvements over McKenzie Creek. Project involves bridge H0899.						Engineering:	5	81	0	0	0	0
Route: MO 49							R/W:	0	11	0	0	0	0
Job No.: 9P3124							Construction:	0	623	0	0	0	0
Length: 0.07	MPO: N						FFOS:	0	0	0	0	0	
Fund Cat: Taking Care Of System						Fed: 571 State: 144 Local: 0	Payments:	0	0	0	0	0	
Sec Cat: Rehab And Reconst	Awd Date: Spring 17	Anticipated Fed Cat: NHPP											
TIP #:	Future Cost: 0	Estimate Total: 720											
County: Wayne	Bridge improvements over Black River. Project involves bridge R0374.						Engineering:	0	55	206	0	0	0
Route: MO 49							R/W:	0	4	0	0	0	0
Job No.: 9S3211							Construction:	0	0	1,589	0	0	0
Length: 0.20	MPO: N						FFOS:	0	0	0	0	0	
Fund Cat: Taking Care Of System						Fed: 1,483 State: 371 Local: 0	Payments:	0	0	0	0	0	
Sec Cat: Rehab And Reconst	Awd Date: Fall 17	Anticipated Fed Cat: NHPP											
TIP #:	Future Cost: 0	Estimate Total: 1,854											
County: Wayne	Pavement improvements from Rte. 34 to Rte. 67.						Engineering:	0	10	10	128	0	0
Route: MO 49							R/W:	0	0	0	0	0	0
Job No.: 9S3294							Construction:	0	0	0	1,585	0	0
Length: 22.36	MPO: N						FFOS:	0	0	0	0	0	
Fund Cat: Taking Care Of System						Fed: 1,386 State: 347 Local: 0	Payments:	0	0	0	0	0	
Sec Cat: Thin Lift Overlay	Awd Date: 2019	Anticipated Fed Cat: S.T.P.											
TIP #:	Future Cost: 0	Estimate Total: 1,733											
County: Wayne	Bridge improvements over Cedar Creek. Project involves bridges A0067 and A7532.						Engineering:	101	101	255	0	0	0
Route: US 67							R/W:	0	4	0	0	0	0
Job No.: 9P3064							Construction:	0	0	2,155	0	0	0
Length: 0.20	MPO: N						FFOS:	0	0	0	0	0	
Fund Cat: Taking Care Of System						Fed: 2,012 State: 503 Local: 0	Payments:	0	0	0	0	0	
Sec Cat: Rehab And Reconst	Awd Date: 2018	Anticipated Fed Cat: NHPP											
TIP #:	Future Cost: 0	Estimate Total: 2,616											
County: Wayne	Bridge improvements over Hubble Creek on the northbound ramp of Rte. 67. Project involves bridge A0255.						Engineering:	5	127	0	0	0	0
Route: OR 67							R/W:	0	4	0	0	0	0
Job No.: 9P3132							Construction:	0	743	0	0	0	0
Length: 0.07	MPO: N						FFOS:	0	0	0	0	0	
Fund Cat: Taking Care Of System						Fed: 699 State: 175 Local: 0	Payments:	0	0	0	0	0	
Sec Cat: Rehab And Reconst	Awd Date: Spring 17	Anticipated Fed Cat: NHPP											
TIP #:	Future Cost: 0	Estimate Total: 879											

* Subject to the approval of the Transportation Improvement Plan by the governing Metropolitan Planning Organization.



2017-2021 Highway and Bridge Construction Schedule

Transportation Planning

P.O. Box 270
Jefferson City, MO 65802

Construction contingency applied to construction cost in the year the project is awarded.

Three percent project growth factor compounded annually is applied to right-of-way and construction costs in program years 2, 3, 4, and 5.

No inflation is applied to the Funding From Other Sources (FFOS) or Payments.

Engineering includes PE costs, CE costs and R/W incidentals.

Construction contingency applied to construction cost in the year the project is awarded. Three percent project growth factor compounded annually is applied to right-of-way and construction costs in program years 2, 3, 4, and 5. No inflation is applied to the Funding From Other Sources (FFOS) or Payments. Engineering includes PE costs, CE costs and R/W incidentals.										STATE FISCAL YEAR PROJECT BUDGETING							
										Prior Prog.	7/2016-	7/2017-	7/2018-	7/2019-	7/2020-		
											6/2017	6/2018	6/2019	6/2020	6/2021		
County: Wayne	Bridge improvements over Lake Creek. Project involves bridge N0156.									Engineering:	0	17	112	0	0	0	
Route: RT FF										R/W:	0	4	0	0	0	0	
Job No.: 9S3210										Construction:	0	0	779	0	0	0	
Length: 0.20	MPO: N							Fed: 730	State: 182	Local: 0	FFOS:	0	0	0	0	0	
Fund Cat: Taking Care Of System											Payments:	0	0	0	0	0	
Sec Cat: Rehab And Reconst	Awd Date: Fall 17	Anticipated Fed Cat: NHPP															
TIP #:	Future Cost: 0		Estimate Total: 912														
County: Wayne	Bridge improvements over McKenzie Creek. Project involves bridge A0561.									Engineering:	0	21	150	0	0	0	
Route: RT HH										R/W:	0	5	0	0	0	0	
Job No.: 9S3217										Construction:	0	0	1,042	0	0	0	
Length: 0.20	MPO: N							Fed: 975	State: 243	Local: 0	FFOS:	0	0	0	0	0	
Fund Cat: Taking Care Of System											Payments:	0	0	0	0	0	
Sec Cat: Rehab And Reconst	Awd Date: Fall 17	Anticipated Fed Cat: NHPP															
TIP #:	Future Cost: 0		Estimate Total: 1,218														
County: Wayne	Bridge improvements over Stanley Creek. Project involves bridge A2982.									Engineering:	0	31	92	0	0	0	
Route: RT Z										R/W:	0	4	0	0	0	0	
Job No.: 9S3283										Construction:	0	0	757	0	0	0	
Length: 0.12	MPO: N							Fed: 708	State: 176	Local: 0	FFOS:	0	0	0	0	0	
Fund Cat: Taking Care Of System											Payments:	0	0	0	0	0	
Sec Cat: Rehab And Reconst	Awd Date: Fall 17	Anticipated Fed Cat: NHPP															
TIP #:	Future Cost: 0		Estimate Total: 884														
County: Wright	Pavement improvements from Rte. F to Rte. 95.									Engineering:	10	207	0	0	0	0	
Route: MO 38										R/W:	0	0	0	0	0	0	
Job No.: 9S3165										Construction:	0	1,964	0	0	0	0	
Length: 23.86	MPO: N							AC-State: 1,737	State: 434	Local: 0	FFOS:	0	0	0	0	0	
Fund Cat: Taking Care Of System											Payments:	0	0	0	0	0	
Sec Cat: Thin Lift Overlay	Awd Date: Winter 17	Anticipated Fed Cat: S.T.P.															
TIP #:	Future Cost: 0		Estimate Total: 2,181														
County: Wright	Pavement improvements from Rte. 95 to Rte. 17.									Engineering:	0	6	112	0	0	0	
Route: MO 38										R/W:	0	0	0	0	0	0	
Job No.: 9S3193										Construction:	0	0	1,224	0	0	0	
Length: 16.93	MPO: N							AC-State: 1,074	State: 268	Local: 0	FFOS:	0	0	0	0	0	
Fund Cat: Taking Care Of System											Payments:	0	0	0	0	0	
Sec Cat: Thin Lift Overlay	Awd Date: 2018	Anticipated Fed Cat: S.T.P.															
TIP #:	Future Cost: 0		Estimate Total: 1,342														

* Subject to the approval of the Transportation Improvement Plan by the governing Metropolitan Planning Organization.

Jun-14-2016

Section 4 - 40

District Southeast

Dollars in Thousands



2017-2021 Highway and Bridge Construction Schedule

Transportation Planning

P.O. Box 270
Jefferson City, MO 65102

Construction contingency applied to construction cost in the year the project is awarded.

Three percent project growth factor compounded annually is applied to right-of-way and construction costs in program years 2, 3, 4, and 5.

No inflation is applied to the Funding From Other Sources (FFOS) or Payments.

Engineering includes PE costs, CE costs and R/W incidentals.

Construction contingency applied to construction cost in the year the project is awarded. Three percent project growth factor compounded annually is applied to right-of-way and construction costs in program years 2, 3, 4, and 5. No inflation is applied to the Funding From Other Sources (FFOS) or Payments. Engineering includes PE costs, CE costs and R/W incidentals.							STATE FISCAL YEAR PROJECT BUDGETING					
							Prior Prog.	7/2016-	7/2017-	7/2018-	7/2019-	7/2020-
								6/2017	6/2018	6/2019	6/2020	6/2021
County: Wright Route: MO 5 Job No.: 9P3288 Length: 11.26 MPO: N Fund Cat: Taking Care Of System Sec Cat: Thin Lift Overlay Awd Date: Fall 17 Anticipated Fed Cat: TIP #: Future Cost: 0 Estimate Total: 2,238	Pavement improvements and addition of two foot shoulders from Rte. Z to Rte. 60.		Engineering:	0	30	166	0	0	0			
			R/W:	0	0	0	0	0	0			
			Construction:	0	0	2,042	0	0	0			
			FFOS:	0	0	0	0	0	0			
			Payments:	0	0	0	0	0	0			
County: Wright Route: US 60 Job No.: 9P3004 Length: 13.43 MPO: N Fund Cat: Taking Care Of System Sec Cat: Thin Lift Overlay Awd Date: 2018 Anticipated Fed Cat: TIP #: Future Cost: 0 Estimate Total: 4,270	Pavement improvements from the Webster County line to Whetstone Creek.		Engineering:	177	75	298	0	0	0			
			R/W:	0	0	0	0	0	0			
			Construction:	0	0	3,720	0	0	0			
			FFOS:	0	0	0	0	0	0			
			Payments:	0	0	0	0	0	0			
County: Wright Route: MO 95 Job No.: 9S3192 Length: 10.47 MPO: N Fund Cat: Taking Care Of System Sec Cat: Thin Lift Overlay Awd Date: 2018 Anticipated Fed Cat: TIP #: Future Cost: 0 Estimate Total: 800	Pavement improvements from Clouse Street to Rte. 76.		Engineering:	0	7	63	0	0	0			
			R/W:	0	0	0	0	0	0			
			Construction:	0	0	730	0	0	0			
			FFOS:	0	0	0	0	0	0			
			Payments:	0	0	0	0	0	0			
County: Wright Route: RT H Job No.: 9S3208 Length: 0.20 MPO: N Fund Cat: Taking Care Of System Sec Cat: Rehab And Reconst Awd Date: Fall 17 Anticipated Fed Cat: TIP #: Future Cost: 0 Estimate Total: 1,342	Bridge improvements over Beaver Creek. Project involves bridge N0590.		Engineering:	0	35	154	0	0	0			
			R/W:	0	4	0	0	0	0			
			Construction:	0	0	1,149	0	0	0			
			FFOS:	0	0	0	0	0	0			
			Payments:	0	0	0	0	0	0			
County: Wright Route: RT HH Job No.: 9S3194 Length: 3.69 MPO: N Fund Cat: Taking Care Of System Sec Cat: Thin Lift Overlay Awd Date: 2018 Anticipated Fed Cat: TIP #: Future Cost: 0 Estimate Total: 327	Pavement improvements from Rte. Y to end of state maintenance.		Engineering:	0	3	26	0	0	0			
			R/W:	0	0	0	0	0	0			
			Construction:	0	0	298	0	0	0			
			FFOS:	0	0	0	0	0	0			
			Payments:	0	0	0	0	0	0			

* Subject to the approval of the Transportation Improvement Plan by the governing Metropolitan Planning Organization.

Jun-14-2016

Section 4 - 41

District Southeast

Dollars in Thousands



2017-2021 Highway and Bridge Construction Schedule

Transportation Planning

P.O. Box 270
Jefferson City, MO 65802

Construction contingency applied to construction cost in the year the project is awarded.

Three percent project growth factor compounded annually is applied to right-of-way and construction costs in program years 2, 3, 4, and 5.

No inflation is applied to the Funding From Other Sources (FFOS) or Payments.

Engineering includes PE costs, CE costs and R/W incidentals.

						STATE FISCAL YEAR PROJECT BUDGETING					
						Prior Prog.	7/2016- 6/2017	7/2017- 6/2018	7/2018- 6/2019	7/2019- 6/2020	7/2020- 6/2021
County: Wright	Pavement improvements from Rte. 38 to Rte. 60.					Engineering:	10	53	0	0	0
Route: RT Y						R/W:	0	0	0	0	0
Job No.: 9S3163						Construction:	0	634	0	0	0
Length: 10.99	MPO: N					FFOS:	0	0	0	0	0
Fund Cat: Taking Care Of System			AC-State: 549	State: 138	Local: 0	Payments:	0	0	0	0	0
Sec Cat: Thin Lift Overlay	Awd Date: Fall 16	Anticipated Fed Cat: S.T.P.									
TIP #:	Future Cost: 0		Estimate Total: 697								

* Subject to the approval of the Transportation Improvement Plan by the governing Metropolitan Planning Organization.

Jun-14-2016

Section 4 - 42

District Southeast

Dollars in Thousands



2017-2021 Highway and Bridge Construction Schedule

Transportation Planning

P.O. Box 270
Jefferson City, MO 65802

Construction contingency applied to construction cost in the year the project is awarded.
Three percent project growth factor compounded annually is applied to right-of-way and construction costs in program years 2, 3, 4, and 5.
No inflation is applied to the Funding From Other Sources (FFOS) or Payments.
Engineering includes PE costs, CE costs and R/W incidentals.

STATE FISCAL YEAR PROJECT BUDGETING						
	Prior Prog.	7/2016- 6/2017	7/2017- 6/2018	7/2018- 6/2019	7/2019- 6/2020	7/2020- 6/2021
FFOS:	0	9,276	3,811	3,023	3,057	3,057
Total R/W:	758	2,632	61	110	264	0
Total Construction:	0	94,878	70,776	69,738	16,404	16,252
Paybacks:	0	0	0	0	0	0
Sub-Total:	758	97,510	70,837	69,848	16,668	16,252
Total Engineering:	3,419	10,952	7,594	5,893	1,587	1,284
Grand Total:	4,177	108,462	78,431	75,741	18,255	17,536

	2017	2018	2019	2020	2021
State	18,035	14,770	14,922	3,363	3,319
AC-State	54,536	27,760	10,855	0	0
Local	0	810	0	0	0
Sub-total State	72,571	43,340	25,777	3,363	3,319
Federal					
Sub-total Federal	35,891	35,091	49,964	14,892	14,217
Grand Total	108,462	78,431	75,741	18,255	17,536

Project Count: 206

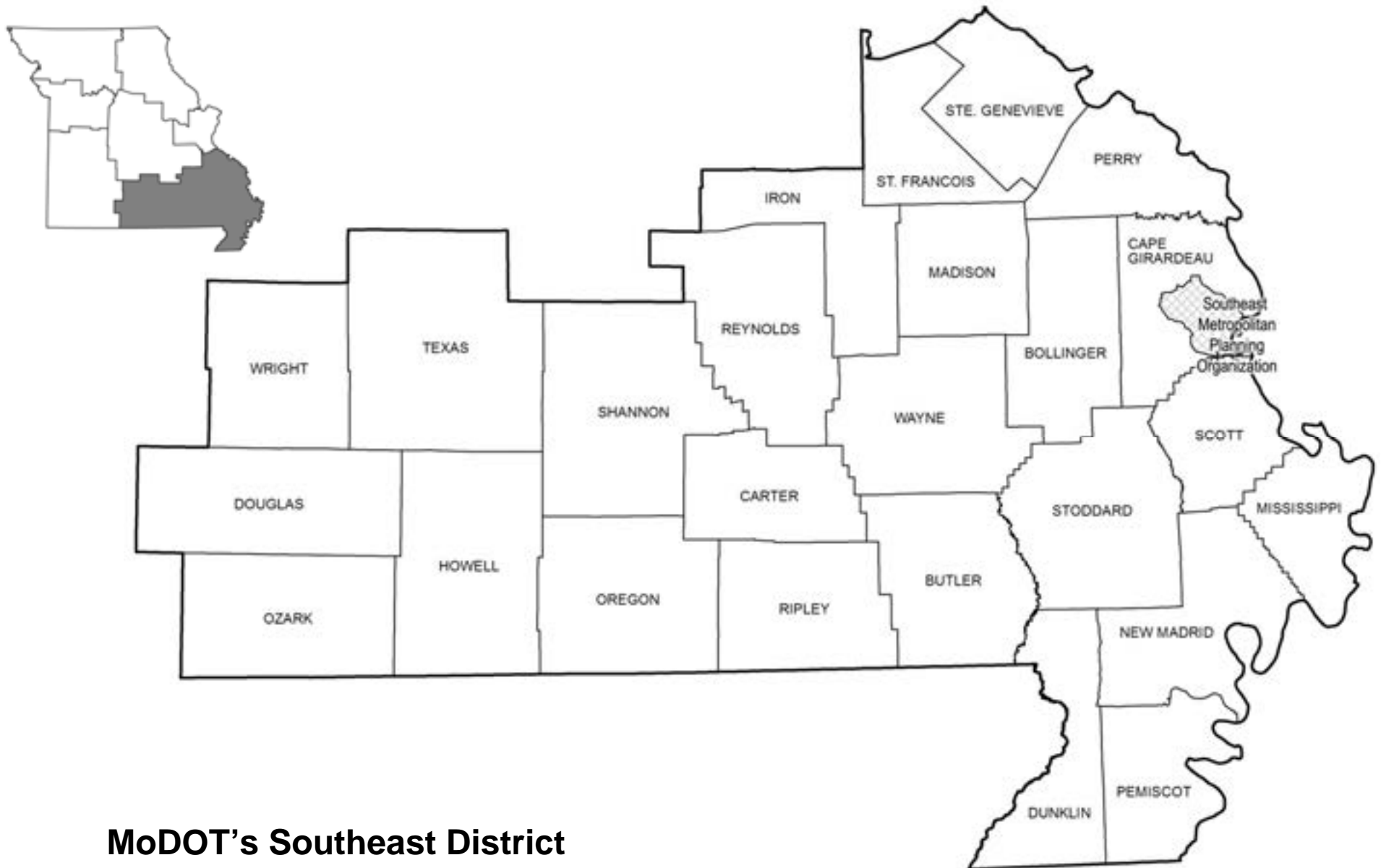
* Subject to the approval of the Transportation Improvement Plan by the governing Metropolitan Planning Organization.

Jun-14-2016

Section 4 - 1

District Southeast

Dollars in Thousands



MoDOT's Southeast District

PAYMENT PROJECTS



2017-2021 Highway and Bridge Construction Schedule

Construction contingency applied to construction cost in the year the project is awarded.

Three percent project growth factor compounded annually is applied to right-of-way and construction costs in program years 2, 3, 4, and 5.

No inflation is applied to the Funding From Other Sources (FFOS) or Payments.

Engineering includes PE costs, CE costs and R/W incidentals.

Construction contingency applied to construction cost in the year the project is awarded. Three percent project growth factor compounded annually is applied to right-of-way and construction costs in program years 2, 3, 4, and 5. No inflation is applied to the Funding From Other Sources (FFOS) or Payments. Engineering includes PE costs, CE costs and R/W incidentals.												STATE FISCAL YEAR PROJECT BUDGETING					
												Prior Prog.	7/2016- 6/2017	7/2017- 6/2018	7/2018- 6/2019	7/2019- 6/2020	7/2020- 6/2021
County: Various Route: Various Job No.: 5B0800Z Length: 0.00 MPO: N Fund Cat: Taking Care Of System Sec Cat: Rehab And Reconst Awd Date: N/A Anticipated Fed Cat: TIP #: Future Cost: 50,001 - 75,000 Estimate Total: 57,454	Payback for Safe and Sound bridges in the Southeast District.					Engineering:	0	0	0	0	0	0					
						R/W:	99	0	0	0	0	0					
						Construction:	0	0	0	0	0	0					
						FFOS:	99	0	0	0	0	0					
						Payments:	27,385	5,994	5,994	5,994	5,994	5,994					
County: Various Route: Various Job No.: 9P3236 Length: 0.00 MPO: N Fund Cat: Safety Sec Cat: Safety Awd Date: N/A Anticipated Fed Cat: TIP #: Future Cost: 0 Estimate Total: 75	On-call work zone enforcement at various locations in Southeast District.					Engineering:	0	0	0	0	0	0					
						R/W:	0	0	0	0	0	0					
						Construction:	0	0	0	0	0	0					
						FFOS:	0	0	0	0	0	0					
						Payments:	0	0	75	0	0	0					
County: Various Route: Various Job No.: 9P3237 Length: 0.00 MPO: N Fund Cat: Safety Sec Cat: Safety Awd Date: N/A Anticipated Fed Cat: TIP #: Future Cost: 0 Estimate Total: 75	On-call work zone enforcement at various locations in Southeast District.					Engineering:	0	0	0	0	0	0					
						R/W:	0	0	0	0	0	0					
						Construction:	0	0	0	0	0	0					
						FFOS:	0	0	0	0	0	0					
						Payments:	0	75	0	0	0	0					
County: Various Route: Various Job No.: 9P3238 Length: 0.00 MPO: N Fund Cat: Safety Sec Cat: Safety Awd Date: N/A Anticipated Fed Cat: TIP #: Future Cost: 0 Estimate Total: 75	On-call work zone enforcement at various locations in Southeast District.					Engineering:	0	0	0	0	0	0					
						R/W:	0	0	0	0	0	0					
						Construction:	0	0	0	0	0	0					
						FFOS:	0	0	0	0	0	0					
						Payments:	0	0	0	75	0	0					

* Subject to the approval of the Transportation Improvement Plan by the governing Metropolitan Planning Organization.



2017-2021 Highway and Bridge Construction Schedule

Transportation Planning

P.O. Box 270
Jefferson City, MO 65802

Construction contingency applied to construction cost in the year the project is awarded.
Three percent project growth factor compounded annually is applied to right-of-way and construction costs in program years 2, 3, 4, and 5.
No inflation is applied to the Funding From Other Sources (FFOS) or Payments.
Engineering includes PE costs, CE costs and R/W incidentals.

STATE FISCAL YEAR PROJECT BUDGETING						
	Prior Prog.	7/2016- 6/2017	7/2017- 6/2018	7/2018- 6/2019	7/2019- 6/2020	7/2020- 6/2021
FFOS:	99	0	0	0	0	0
Total R/W:	99	0	0	0	0	0
Total Construction:	0	0	0	0	0	0
Paybacks:	27,385	6,069	6,069	6,069	5,994	5,994
Sub-Total:	27,484	6,069	6,069	6,069	5,994	5,994
Total Engineering:	0	0	0	0	0	0
Grand Total:	27,484	6,069	6,069	6,069	5,994	5,994
		2017	2018	2019	2020	2021
State		6,002	6,002	6,002	5,994	5,994
AC-State		0	0	0	0	0
Local		0	0	0	0	0
Sub-total State		6,002	6,002	6,002	5,994	5,994
Federal						
Sub-total Federal		67	67	67	0	0
Grand Total		6,069	6,069	6,069	5,994	5,994

Project Count: 4

* Subject to the approval of the Transportation Improvement Plan by the governing Metropolitan Planning Organization.

Jun-14-2016

Section 4 - 1

District Southeast

Dollars in Thousands



2017-2021 Highway and Bridge Construction Schedule

Transportation Planning

P.O. Box 270
Jefferson City, MO 65102

Construction contingency applied to construction cost in the year the project is awarded.
Three percent project growth factor compounded annually is applied to right-of-way and construction costs in program years 2, 3, 4, and 5.

No inflation is applied to the Funding From Other Sources (FFOS) or Payments.

Engineering includes PE costs, CE costs and R/W incidentals.

Southeast

Total

STATE FISCAL YEAR PROJECT BUDGETING						
	Prior Prog.	7/2016- 6/2017	7/2017- 6/2018	7/2018- 6/2019	7/2019- 6/2020	7/2020- 6/2021
FFOS:	99	9,276	3,811	3,023	3,057	3,057
Total R/W:	857	2,632	61	110	264	0
Total Construction:	0	94,878	70,776	69,738	16,404	16,252
Paybacks:	27,385	6,069	6,069	6,069	5,994	5,994
Sub-Total:	28,242	103,579	76,906	75,917	22,662	22,246
Total Engineering:	3,419	10,952	7,594	5,893	1,587	1,284
Grand Total:	31,661	114,531	84,500	81,810	24,249	23,530
		2017	2018	2019	2020	2021
State		24,037	20,772	20,924	9,357	9,313
AC-State		54,536	27,760	10,855	0	0
Local		0	810	0	0	0
Sub-total State		78,573	49,342	31,779	9,357	9,313
Federal						
Sub-total Federal		35,958	35,158	50,031	14,892	14,217
Grand Total		114,531	84,500	81,810	24,249	23,530

Project Count: 210

* Subject to the approval of the Transportation Improvement Plan by the governing Metropolitan Planning Organization.

Jun-14-2016

Section 4 - 1

District Southeast

Dollars in Thousands

**District Program Summary
Southeast**

(Dollars in Millions)

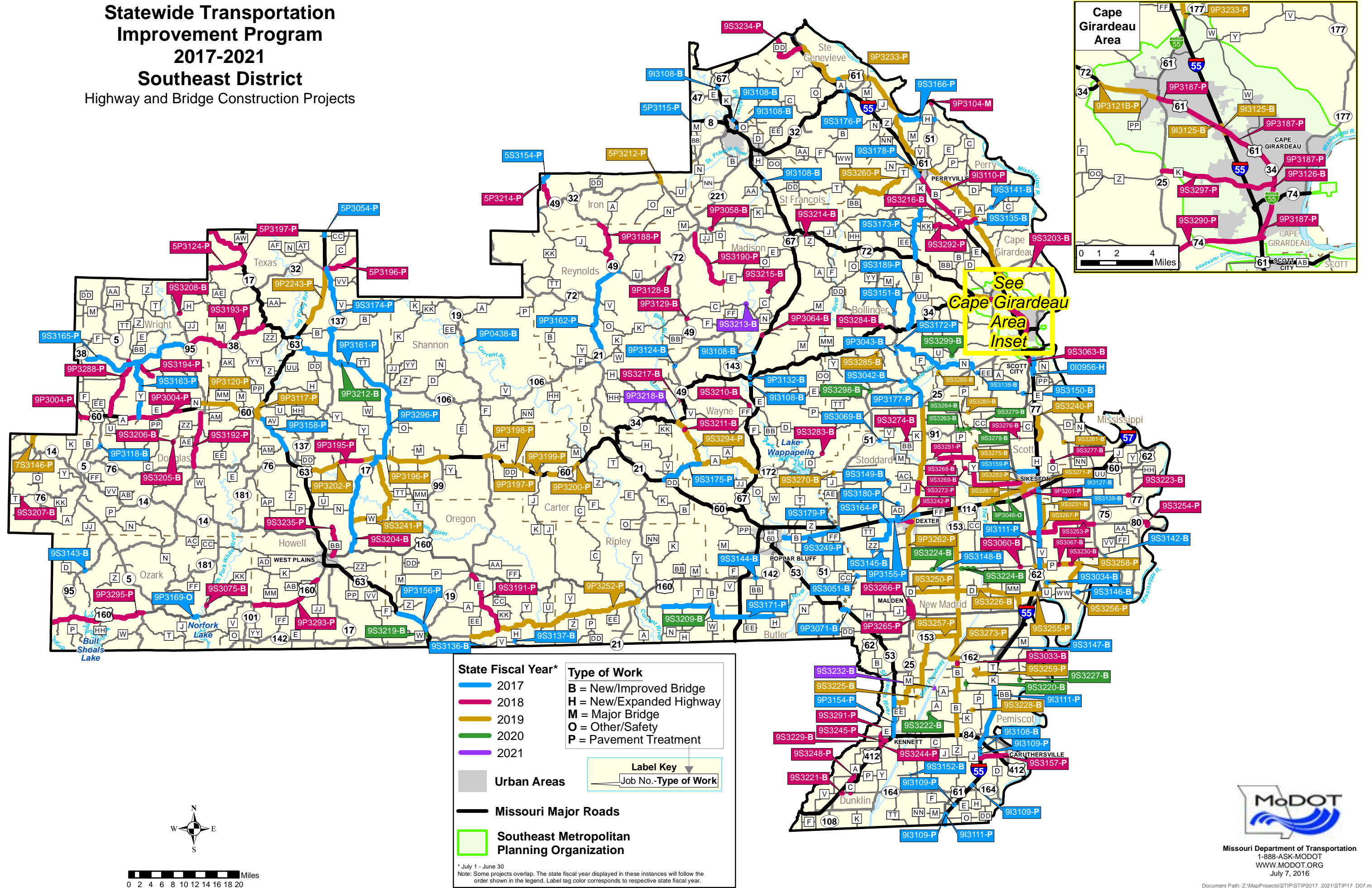
Amounts include construction and right of way, excludes engineering.

State Fiscal Year	2017	2018	2019	2020	2021
Statewide Interstate And Major Bridge - Available					
Statewide Interstate And Major Bridge - FFOS	0.000	0.810	0.000	0.000	0.000
Statewide Interstate And Major Bridge - Fund Transfers	16.375	3.321	3.800	0.030	0.000
Statewide Interstate And Major Bridge - Carryover	1.710	0.000	0.000	0.000	0.000
Award and Completed Project Adjustments	0.000	0.000	0.000	0.000	0.000
Statewide Interstate And Major Bridge - Total Available	18.085	4.131	3.800	0.030	0.000
Statewide Interstate And Major Bridge - Programmed	20.757	5.524	4.001	0.030	0.000
Safety - Available	2.643	2.871	2.849	2.913	2.891
Safety - FFOS	0.000	1.660	1.662	1.662	1.662
Safety - Fund Transfers	-1.414	-2.834	-1.254	0.000	0.000
Safety - Carryover	1.746	0.000	0.000	0.000	0.000
Award and Completed Project Adjustments	-0.010	0.300	0.810	0.101	0.000
Safety - Total Available	2.965	1.997	4.067	4.676	4.553
Safety - Programmed	0.620	1.785	1.838	2.770	1.871
Taking Care Of System - Available	32.255	35.070	34.425	35.211	34.941
Taking Care Of System - FFOS	9.276	1.341	1.361	1.395	1.395
Taking Care Of System - Fund Transfers	36.226	9.582	1.254	0.000	0.000
Taking Care Of System - Carryover	-12.609	0.000	0.000	0.000	0.000
Award and Completed Project Adjustments	-1.190	-3.880	-0.060	-1.538	0.000
Taking Care Of System - Total Available	63.958	42.113	36.980	35.068	36.336
Taking Care Of System - Programmed	68.042	69.599	70.081	19.863	20.375
Flexible & Other - Available					
Flexible & Other - FFOS	0.000	0.000	0.000	0.000	0.000
Flexible & Other - Fund Transfers	11.421	0.000	0.000	0.000	0.000
Flexible & Other - Carryover	6.811	0.000	0.000	0.000	0.000
Award and Completed Project Adjustments	-3.050	-2.100	2.460	-2.960	0.000
Flexible & Other - Total Available	15.182	-2.100	2.460	-2.960	0.000
Flexible & Other - Programmed	14.160	0.000	0.000	0.000	0.000
Statewide Major Projects & Emerging Needs - Available					
Statewide Major Projects & Emerging Needs - FFOS	0.000	0.000	0.000	0.000	0.000
Statewide Major Projects & Emerging Needs - Fund Transfers	0.000	0.000	0.000	0.000	0.000
Statewide Major Projects & Emerging Needs - Carryover	4.750	0.000	0.000	0.000	0.000
Award and Completed Project Adjustments	0.000	0.000	0.000	0.000	0.000
Statewide Major Projects & Emerging Needs - Total Available	4.750	0.000	0.000	0.000	0.000
Statewide Major Projects & Emerging Needs - Programmed	0.000	0.000	0.000	0.000	0.000
Statewide Amendment 3 - Available					
Statewide Amendment 3 - FFOS	0.000	0.000	0.000	0.000	0.000
Statewide Amendment 3 - Fund Transfers	0.000	0.000	0.000	0.000	0.000
Statewide Amendment 3 - Carryover	-10.584	0.000	0.000	0.000	0.000
Award and Completed Project Adjustments	10.590	0.000	0.000	0.000	0.000
Statewide Amendment 3 - Total Available	0.006	0.000	0.000	0.000	0.000
Statewide Amendment 3 - Programmed	0.000	0.000	0.000	0.000	0.000
Total Categorized Funding Available by SFY	104.946	46.141	47.307	36.814	40.889
Total Flexible Funds Available	1.665	35.113	32.462	42.851	39.873
Adjustments	6.340	-5.680	3.210	-4.397	0.000
Carryovers	-8.176				
Total Available by SFY	106.611	81.254	79.769	79.665	80.762
Total Programmed by SFY	103.579	76.908	75.920	22.663	22.246

Note: Three percent inflation compounded annually applied to program years 2018 - 2021

Two percent construction contingency applied to construction.

Statewide Transportation
Improvement Program
2017-2021
Southeast District
Highway and Bridge Construction Projects





MoDOT's Statewide Projects

PROJECT DESCRIPTION KEY

2017-2021 Highway and Bridge Construction Schedule

Construction contingency applied to construction cost in the year the project is awarded.

Three percent project growth factor compounded annually is applied to right-of-way and construction in program years 2, 3, 4, and 5.

No inflation is applied to the Funding From Other Sources (FFOS) or Payments.

Engineering includes PE costs, CE costs, and R/W incidentals.

						STATE FISCAL YEAR PROJECT BUDGETING					
						Prior Prog.	7/2016 6/2017	7/2017 6/2018	7/2018 6/2019	7/2019 6/2020	7/2020 6/2021
County:	XXXXXXXXXXXXXXXXXXXXXXXXXXXXXXXXXXXX					Engineering:	99	9	0	0	0
Route:	XXXXXXXXXXXXXXXXXXXXXXXXXXXXXXXXXXXX					R/W:	0	0	99	0	0
Job No.:						Construction:	0	0	0	999	0
Length:	MPO:	Fed:	State:	Local:							
Fund Cat:				Federal Oversight							
Sec Cat:	Award Date	Anticipated Fed Cat:				FFOS:	0	0	0	99	0
TIP#	Future Cost:		Estimate Total:			Payments:	0	99	0	0	0

Anticipated Federal Funding Category^

Estimated cost range beyond 2021.

Date project is to be awarded to begin construction (Season and calendar year for 2016 & 2017. SFY only beyond 2017).

Metropolitan Planning Organization (Y/N).

Project description and location.

County location of project.

Route location of project.

Project number used to track project costs.

Total length in 1/100 miles.

Primary Funding Category.*

Secondary Funding Category.**

Transportation Improvement Plan

Projects with full oversight by the Federal Highway Administration.

Total project cost estimate.

Federal, Advanced CN-State, State and Local share of project costs.

Dollars programmed in previous STIPs.

Dollars funded from other sources.

Dollars for construction, utilities and

Dollars for right-of-way (land acquisition).

Dollars to be paid back for accelerating the project or payments to others.

Dollars for engineering that include preliminary engineering, construction engineering and right-of-way incidentals.

*Primary Funding Category:

Take Care of System
Statewide Interstate & Major Bridge
Safety
Statewide Safety
Flexible & Other
Amendment 3

**Secondary Funding Category:

Enhancements
Low Type Resurfacing
N - Ada Trans (ADA Transition Plan)
Preventive Maint (Preventive Maintenance)
Regional
Rehab And Reconst (Rehabilitation and Reconstruction)
Routine Maintenance
Safety
Systems Operations
Thin Lift Overlay
Urban Safety

^Anticipated Federal Funding Category:

CMAQ - Congestion Mitigation and Air Quality.

* Usually 80% Federal & 20% State funds.

Earmark - usually 80% Federal & 20% State funds.

NHFP - National Highway Freight Program.

* Usually 80% Federal & 20% State funds.

NHPP - National Highway Performance Program.

* Usually 80% Federal & 20% State funds.

* Sometimes 90% Federal & 10% State funds.

Safety - usually 90% Federal & 10% State funds.

State - No federal funds, state only funded.

STP - Surface Transportation Block Grant Program.

* Usually 80% Federal & 20% State funds.

(All Costs in Thousands)



2017-2021 Highway and Bridge Construction Schedule

Transportation Planning

P.O. Box 270
Jefferson City, MO 65102

Construction contingency applied to construction cost in the year the project is awarded.

Three percent project growth factor compounded annually is applied to right-of-way and construction costs in program years 2, 3, 4, and 5.

No inflation is applied to the Funding From Other Sources (FFOS) or Payments.

Engineering includes PE costs, CE costs and R/W incidentals.

Construction contingency applied to construction cost in the year the project is awarded. Three percent project growth factor compounded annually is applied to right-of-way and construction costs in program years 2, 3, 4, and 5. No inflation is applied to the Funding From Other Sources (FFOS) or Payments. Engineering includes PE costs, CE costs and R/W incidentals.							STATE FISCAL YEAR PROJECT BUDGETING					
							Prior Prog.	7/2016- 6/2017	7/2017- 6/2018	7/2018- 6/2019	7/2019- 6/2020	7/2020- 6/2021
County: Various Route: Various Job No.: 0I3004 Length: 0.00 MPO: N Fund Cat: Statewide Interstate And Major Bridge Fed: 7,185 State: 798 Local: 0 Sec Cat: Preventive Maint Awd Date: 2018 Anticipated Fed Cat: NHPP TIP #: Future Cost: 0 Estimate Total: 7,983	Engineering: R/W: Construction: FFOS: Payments:	0 0 0 0 0 0	0 0 0 0 0 0	0 0 7,983 0 0 0	0 0 0 0 0 0	0 0 0 0 0 0						
County: Various Route: Various Job No.: 0I3005 Length: 0.00 MPO: N Fund Cat: Statewide Interstate And Major Bridge Fed: 7,400 State: 822 Local: 0 Sec Cat: Preventive Maint Awd Date: 2019 Anticipated Fed Cat: NHPP TIP #: Future Cost: 0 Estimate Total: 8,222	Engineering: R/W: Construction: FFOS: Payments:	0 0 0 0 0 0	0 0 0 0 0 0	0 0 0 8,222 0 0	0 0 0 0 0 0	0 0 0 0 0 0						
County: Various Route: Various Job No.: 0P3004B Length: 0.00 MPO: N Fund Cat: Flexible & Other Fed: 1,275 State: 319 Local: 0 Sec Cat: System Expansion Awd Date: 2021 Anticipated Fed Cat: S.T.P. TIP #: Future Cost: 0 Estimate Total: 1,594	Engineering: R/W: Construction: FFOS: Payments:	0 0 0 0 0 0	0 0 0 0 0 0	0 0 0 0 0 0	0 0 0 0 0 0	0 0 1,594 1,416 0 0						
County: Various Route: Various Job No.: 0P3004F Length: 0.00 MPO: N Fund Cat: Flexible & Other Fed: 41,507 State: 10,377 Local: 0 Sec Cat: System Expansion Awd Date: 2019 Anticipated Fed Cat: S.T.P. TIP #: Future Cost: 0 Estimate Total: 51,884	Engineering: R/W: Construction: FFOS: Payments:	0 0 0 0 0 0	0 0 0 0 0 0	0 0 51,884 48,906 0 0	0 0 0 0 0 0	0 0 0 0 0 0						
County: Various Route: Various Job No.: 0P3004G Length: 0.00 MPO: N Fund Cat: Flexible & Other Fed: 40,422 State: 10,106 Local: 0 Sec Cat: System Expansion Awd Date: 2020 Anticipated Fed Cat: S.T.P. TIP #: Future Cost: 0 Estimate Total: 50,528	Engineering: R/W: Construction: FFOS: Payments:	0 0 0 0 0 0	0 0 0 0 0 0	0 0 50,528 46,240 0 0	0 0 0 0 0 0	0 0 0 0 0 0						

* Subject to the approval of the Transportation Improvement Plan by the governing Metropolitan Planning Organization.

Jun-14-2016

Section 4 - 1

District Statewide

Dollars in Thousands



2017-2021 Highway and Bridge Construction Schedule

Construction contingency applied to construction cost in the year the project is awarded.

Three percent project growth factor compounded annually is applied to right-of-way and construction costs in program years 2, 3, 4, and 5.

No inflation is applied to the Funding From Other Sources (FFOS) or Payments.

Engineering includes PE costs, CE costs and R/W incidentals.

Construction contingency applied to construction cost in the year the project is awarded. Three percent project growth factor compounded annually is applied to right-of-way and construction costs in program years 2, 3, 4, and 5. No inflation is applied to the Funding From Other Sources (FFOS) or Payments. Engineering includes PE costs, CE costs and R/W incidentals.										STATE FISCAL YEAR PROJECT BUDGETING					
										Prior Prog.	7/2016- 6/2017	7/2017- 6/2018	7/2018- 6/2019	7/2019- 6/2020	7/2020- 6/2021
County: Various Route: Various Job No.: 0P3004H Length: 0.00 MPO: N Fund Cat: Flexible & Other Sec Cat: System Expansion TIP #:	Improvements at various statewide locations. Cost Share/Economic Development funds.				Fed: 41,635 State: 10,409 Local: 0	Engineering: 0 R/W: 0 Construction: 0 FFOS: 0 Payments: 0	0 0 0 0 0	0 0 0 0 0	0 0 0 0 0	0 0 52,044 46,240 0					
County: Various Route: Various Job No.: 0P3022 Length: 0.00 MPO: N Fund Cat: Taking Care Of System Sec Cat: Routine Maintenance TIP #:	On-call contract for pavement preservation surface treatment at various statewide locations. \$100,000 Division Operating Budget.				Fed: 85 State: 21 Local: 0	Engineering: 0 R/W: 0 Construction: 0 FFOS: 0 Payments: 0	6 0 100 100 0	0 0 0 0 0	0 0 0 0 0	0 0 0 0 0					
County: Various Route: Various Job No.: 0X3017 Length: 0.00 MPO: N Fund Cat: Safety (Statewide) Sec Cat: Safety TIP #:	Safety projects at various statewide locations.				Fed: 2,059 State: 229 Local: 0	Engineering: 0 R/W: 0 Construction: 0 FFOS: 0 Payments: 0	0 0 2,288 0 0	0 0 0 0 0	0 0 0 0 0	0 0 0 0 0					
County: Various Route: Various Job No.: 0X3018 Length: 0.00 MPO: N Fund Cat: Safety (Statewide) Sec Cat: Safety TIP #:	Safety projects at various statewide locations.				Fed: 2,246 State: 250 Local: 0	Engineering: 0 R/W: 0 Construction: 0 FFOS: 0 Payments: 0	0 0 0 0 0	0 0 2,496 0 0	0 0 0 0 0	0 0 0 0 0					
County: Various Route: Various Job No.: 0X3019 Length: 0.00 MPO: N Fund Cat: Safety (Statewide) Sec Cat: Safety TIP #:	Safety projects at various statewide locations.				Fed: 2,227 State: 247 Local: 0	Engineering: 0 R/W: 0 Construction: 0 FFOS: 0 Payments: 0	0 0 0 0 0	0 0 0 0 0	0 0 2,474 0 0	0 0 0 0 0					

* Subject to the approval of the Transportation Improvement Plan by the governing Metropolitan Planning Organization.



2017-2021 Highway and Bridge Construction Schedule

Transportation Planning

P.O. Box 270
Jefferson City, MO 65802

Construction contingency applied to construction cost in the year the project is awarded.

Three percent project growth factor compounded annually is applied to right-of-way and construction costs in program years 2, 3, 4, and 5.

No inflation is applied to the Funding From Other Sources (FFOS) or Payments.

Engineering includes PE costs, CE costs and R/W incidentals.

						STATE FISCAL YEAR PROJECT BUDGETING					
						Prior Prog.	7/2016- 6/2017	7/2017- 6/2018	7/2018- 6/2019	7/2019- 6/2020	7/2020- 6/2021
County: Various	Safety projects at various statewide locations.					Engineering:	0	0	0	0	0
Route: Various						R/W:	0	0	0	0	0
Job No.: 0X3020						Construction:	0	0	0	2,530	0
Length: 0.00	MPO: N					FFOS:	0	0	0	0	0
Fund Cat: Safety (Statewide)					Fed: 2,277 State: 253 Local: 0	Payments:	0	0	0	0	0
Sec Cat: Safety	Awd Date: 2020	Anticipated Fed Cat: Safety									
TIP #:	Future Cost: 0				Estimate Total: 2,530						
County: Various	Safety projects at various statewide locations.					Engineering:	0	0	0	0	0
Route: Various						R/W:	0	0	0	0	0
Job No.: 0X3021						Construction:	0	0	0	0	2,511
Length: 0.00	MPO: N					FFOS:	0	0	0	0	0
Fund Cat: Safety (Statewide)					Fed: 2,260 State: 251 Local: 0	Payments:	0	0	0	0	0
Sec Cat: Safety	Awd Date: 2021	Anticipated Fed Cat: Safety									
TIP #:	Future Cost: 0				Estimate Total: 2,511						

* Subject to the approval of the Transportation Improvement Plan by the governing Metropolitan Planning Organization.

Jun-14-2016

Section 4 - 3

District Statewide

Dollars in Thousands



2017-2021 Highway and Bridge Construction Schedule

Transportation Planning

P.O. Box 270
Jefferson City, MO 65102

Construction contingency applied to construction cost in the year the project is awarded.
Three percent project growth factor compounded annually is applied to right-of-way and construction costs in program years 2, 3, 4, and 5.
No inflation is applied to the Funding From Other Sources (FFOS) or Payments.
Engineering includes PE costs, CE costs and R/W incidentals.

Statewide

Total

STATE FISCAL YEAR PROJECT BUDGETING						
	Prior Prog.	7/2016- 6/2017	7/2017- 6/2018	7/2018- 6/2019	7/2019- 6/2020	7/2020- 6/2021
FFOS:	0	100	0	48,906	46,240	47,656
Total R/W:	0	0	0	0	0	0
Total Construction:	0	2,388	10,479	62,580	53,058	56,149
Paybacks:	0	0	0	0	0	0
Sub-Total:	0	2,388	10,479	62,580	53,058	56,149
Total Engineering:	0	6	0	0	0	0
Grand Total:	0	2,394	10,479	62,580	53,058	56,149

	2017	2018	2019	2020	2021
State	250	1,048	11,446	10,359	10,979
AC-State	0	0	0	0	0
Local	0	0	0	0	0
Sub-total State	250	1,048	11,446	10,359	10,979
Federal					
Sub-total Federal	2,144	9,431	51,134	42,699	45,170
Grand Total	2,394	10,479	62,580	53,058	56,149

Project Count: 12

* Subject to the approval of the Transportation Improvement Plan by the governing Metropolitan Planning Organization.

Jun-14-2016

Section 4 - 1

District Statewide

Dollars in Thousands

Section 5 – Estimated Financial Summary

Estimated Financial Summary for the 2017-2021 Highway and Bridge Construction Schedule

Overview

Section 5 of the Statewide Transportation Improvement Program explains the sources and projected levels of Missouri's transportation revenues, while also sharing the planned expenditures for the next five years.

The department is proud to be able to cost-effectively maintain a safe and efficient transportation system. Great strides have been made in the past decade to improve the condition of Missouri's roads and bridges. However, those improvements were funded with temporary revenue sources – a bonding program made possible by the passage of Amendment 3 in 2004 and the American Recovery and Reinvestment Act in 2009. And while those funds supported a booming construction program between 2005-2010, during 2011-2015, MoDOT's construction budget significantly declined.

About 65 percent of every dollar MoDOT receives comes from fuel taxes. But the fuel tax rate at the state level hasn't changed since 1996, and the federal level hasn't changed since 1993. In addition, cars are becoming more fuel efficient. With the cost of concrete tripled, steel prices doubled, and asphalt costing more than twice what it did 20 years ago, this means Missouri is trying to fund its current transportation needs with a budget that is almost two decades out of date. What was 17 cents of purchasing power in 1996 is now about 8 cents today. It should come as no surprise that under these circumstances, MoDOT struggles to maintain and preserve the current system.

Other sources of state revenue for transportation include sales tax, vehicle and driver licensing fees, interest earned on invested funds and other miscellaneous collections, and a small portion of general revenue funds. Revenue collected through these avenues has remained relatively flat in recent years with the exception of sales taxes which are projected to grow 4 percent, annually.

On December 4, 2015, President Obama signed into law the Fixing America's Surface Transportation (FAST) Act, which authorizes the federal surface transportation program for highways, highway safety, transit, freight, ports and rail for the five-year period from 2016 through 2020. The FAST Act is estimated to provide 2.9 percent or \$27 million more in federal funds to Missouri, annually.

MoDOT continues to operate efficiently during these difficult economic times. The department's operating expenses remain flat, outside of minimal increases related to healthcare and retirement costs. In the past ten years, MoDOT has completed 4560 projects worth \$12.8 billion, at 6 percent under budget. **Since 2011, MoDOT has reduced its workforce by 20 percent, disposed of more than 750 pieces of equipment, and sold 124 facilities. Those efforts have saved more than \$605 million and bolstered the construction program to enable critical roadway improvements. But the department cannot cut its way to an improved transportation system and a solution to its funding constraints.**

Even with these savings, Missouri has some challenges ahead. Missouri's 2017-2021 STIP is primarily maintenance-focused. In previous years, the annual contractor awards in the STIP were as high as \$1.2 billion, with about 50 percent used for taking care of the system. In this STIP, the annual contractor awards average approximately \$800 million, and nearly 88 percent is aimed at taking care of the existing system. The opportunities to expand the system – widening a busy two-lane road to four lanes to reduce congestion and make systematic safety improvements, or building a new roadway or interchange to help promote business development and bring jobs to the state – are minimal. The financial capacity to reconstruct and modernize our interstate system is also minimal.

These facts mean Missourians have some tough choices ahead of them. They rely on a modern and safe transportation system to get to work, school and everywhere in between. A healthy transportation infrastructure ensures businesses can operate and grow. It ensures the state can prosper and jobs can be created. Essentially, transportation is what keeps Missouri moving. Missourians must work together and recognize that investments in transportation are part of the solution for the state's growth and prosperity.

Revenue

Federal

The largest source of transportation revenue is from the **federal government** including the 18.4-cents per gallon tax on gasoline and 24.4-cents per gallon tax on diesel fuel. The last time either tax was increased was in 1993. Other sources include various taxes on tires, truck and trailer sales, and heavy vehicle use. These highway user fees are deposited in the federal Highway Trust Fund and distributed to the states based on formulas prescribed by federal law through transportation funding acts. This revenue source also includes multimodal and highway safety grants (see Section 7 for a summary of all multimodal operations). Approximately 41 percent of Missouri's transportation revenue comes from the federal government.

State

The next largest source of transportation revenue is from the **state fuel tax**. Fuel taxes represent the state share (approximately 27 percent is distributed to cities and counties) of revenue received from the state's 17-cent per gallon tax on gasoline and diesel fuels which must be spent on highways and bridges. The last time the gasoline and diesel tax was changed was in 1996. This revenue source also includes a 9-cent per gallon tax on aviation fuel which must be spent on airport projects (see Section 7). These tax revenues provide approximately 26 percent of transportation revenues. The state motor fuel tax is not indexed to keep pace with inflation, and no rate increase has occurred since 1996.

MoDOT receives a portion of the **state sales tax** paid upon the purchase or lease of motor vehicles. This revenue source also includes the sales tax paid on aviation fuel which is dedicated to airport projects (see Section 7). These tax revenues provide approximately 17 percent of transportation revenues. In November 2004, voters passed constitutional Amendment 3, which set in motion a four-year phase in, redirecting motor vehicle sales taxes previously deposited in the state's general revenue fund to a newly created State Road

Bond Fund. In state fiscal year 2009, the process of redirecting motor vehicle sales taxes to transportation was fully phased in, and the rate of growth in this revenue source slowed dramatically. Starting July 2013, state legislation eliminated the state motor vehicle use tax. The state motor vehicle use tax was replaced with the state motor vehicle sales tax which directs 30 percent of the tax to local government agencies.

Vehicle and driver licensing fees include the state share of revenue received from licensing motor vehicles and drivers. This revenue source also includes fees for railroad regulation which are dedicated to multimodal programs (see Section 7). These fees provide approximately 13 percent of transportation revenues. Similar to motor fuel tax, the motor vehicle and driver licensing fees are not indexed to keep pace with inflation, and no registration fee increases have occurred since 1984.

The **interest earned on invested funds and other miscellaneous collections** provides approximately 2 percent of transportation revenues. Cash balances in all funds for roads and bridges are declining. As referenced in Table 1 in Section 5-11, the cash balance of all funds for roads and bridges is expected to decline from \$758 million at the beginning of fiscal year 2017 to approximately \$215 million by the end of fiscal year 2021. Other miscellaneous collections include construction cost reimbursements from local governments and other states, proceeds from the sale of surplus property and fees associated with the Missouri logo-signing program.

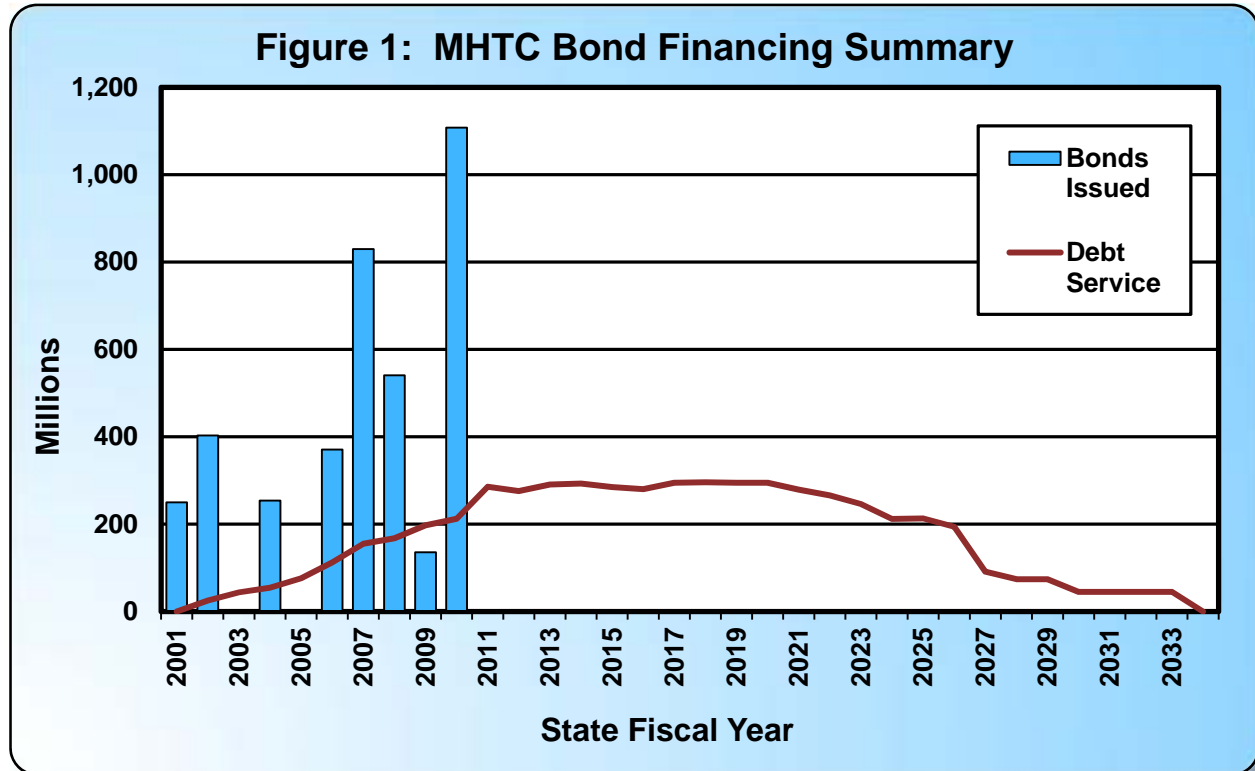
The state **General Revenue Fund** provides approximately 1 percent of transportation revenue. The Missouri General Assembly appropriates it for multimodal programs (see Section 7).

Other

While not a true revenue, **bonding** is a method of financing used by the Missouri Highways and Transportation Commission (MHTC) to receive the best value for every dollar spent. Statutory authority was established in May 2000 for the MHTC to begin borrowing money, now called senior lien bonds. The **senior lien** bonds were limited to a total issuance of not more than \$2.25 billion. The lien was closed after \$907 million was issued from 2001 to 2004. The MHTC will issue no additional bonds under this lien. Bonding is not a source of funding; it is a method of financing. It is debt that must be repaid along with interest payments.

In November 2004, Constitutional **Amendment 3** was approved by Missouri voters. Amendment 3 redirects motor vehicle sales taxes to transportation. In accordance with this constitutional change, MoDOT began borrowing money and dedicated the funds to the *Smoother, Safer, Sooner* program. The Amendment 3 revenues are used for principal and interest payments on Amendment 3 debt. MoDOT borrowed \$2 billion authorized by Amendment 3.

In fiscal year 2009, MoDOT borrowed \$143 million for a portion of the new Interstate 64, a design-build project in the St. Louis region. For the first time, MoDOT secured bonds primarily with federal funds, rather than state funds. These bonds are called **Grant Anticipation Revenue Vehicle (GARVEE)** bonds. In fiscal year 2010, MoDOT borrowed \$100 million additional GARVEE bonds for the new Mississippi River Bridge project and \$685 million for the Safe and Sound Bridge Improvement Program. The GARVEE principal and interest is scheduled to be repaid through state fiscal year 2033. MoDOT sold \$928 million of GARVEE bonds and has completed all planned GARVEE bond sales. See Figure 1 for a summary of the MHTC bond financing program.



Along with federal and state revenue, **existing cash balances** are used each year to remain fiscally constrained. The existing cash balances are made up of federal revenue and state revenue that have been deposited into MoDOT funds such as the State Road Fund, State Highways and Transportation Department Fund, and the State Road Bond Fund. These funds are considered available for funding highway and bridge construction projects.

Expenditures

Missouri's Constitution dictates a portion of state transportation revenues can be appropriated by the General Assembly to **other state agencies**. Appropriations are limited to (1) the Missouri State Highway Patrol (MSHP) to administer and enforce motor vehicle laws and (2) the Missouri Department of Revenue (DOR) to cover the cost of collection. DOR is entitled to the actual cost of collection not

to exceed 3 percent of revenues collected. Approximately 92 percent of these expenditures are appropriated to the MSHP, and the remaining 8 percent is appropriated to the DOR. These costs are approximately 11 percent of transportation expenditures.

The state constitution also dictates that **debt service**, which is principal and interest payments on any outstanding state road bonds, must be paid prior to funding MoDOT operations and STIP costs. MoDOT borrowed \$3.8 billion during state fiscal years 2001 to 2010. The final payment for this debt is scheduled in state fiscal year 2033. These costs are approximately 12 percent of transportation expenditures. See Figure 1, Section 5-4 for a summary of the MHTC bond financing program.

Administration includes activities such as financial planning, accounting, human resources, community and governmental relations, multimodal and legal services. The dollars associated with administering self-insurance plans and contributions to retiree medical plans are included in this disbursement category. These costs are approximately 2 percent of transportation expenditures.

System Management includes maintenance, traffic, highway safety and motor carrier services. Maintenance and traffic costs, approximately 97 percent of system management costs, include funding for activities such as snow removal, signing, striping, litter control, mowing, maintaining roadsides and rest areas, completing routine road and bridge repairs, repairing guardrail and median guard cable, traffic signal operations and system management. The Highway Safety Division, approximately 1 percent of system management costs, implements programs addressing behavioral traffic safety issues. Emphasis areas include high-risk drivers, serious crash types and vulnerable roadway users. Safety strategies include enforcement (manpower, training and equipment), education (promotional materials, campaigns and educational/awareness programs) and engineering (data collection/evaluation and high accident location assessments). Division staff works with safety advocates statewide to implement the Motor Carrier Safety Assistance Plan and Missouri Blueprint for Safer Roadways to reduce traffic crashes, prevent serious injuries and save lives. This category includes the Highway Safety Program, Motor Carrier Safety Assistance Program, and Motorcycle Safety Trust Fund. The Motor Carrier Services Division, approximately 2 percent of system management costs, is the one-stop shop for commercial vehicle licensing and permits, and works with commercial vehicle safety and compliance. Commercial vehicles include trucks, tractor-trailers, buses, limousines and other vehicles that transport property, passengers or hazardous materials. System management costs are approximately 21 percent of transportation expenditures.

MoDOT's continued investment in the **fleet, facilities and information systems** infrastructure is necessary to support the system management and construction programs. Annual costs to maintain MoDOT's fleet, facilities and information systems are included in this disbursement category. These costs are approximately 3 percent of transportation expenditures.

The **Multimodal** Division works with cities, counties and regional authorities to plan improvements for public transit, railroad, aviation, waterway facilities and freight development in Missouri. These costs are approximately 4 percent of transportation expenditures. See Section 7 for further information on Multimodal Operations.

The **construction program operating costs** are costs associated with implementing MoDOT's construction program which primarily includes in-house preliminary engineering, construction engineering and right of way incidentals as identified in Sections 3 and 4.

These costs are approximately 6 percent of the transportation expenditures. All remaining revenues are made available for the **highway and bridge construction program**. This category encompasses payments to contractors for construction projects, right of way purchases, consultant engineering, utility relocations and federal funding for local governments that passes through MoDOT's budget. Contractor payments encompass the majority of construction program expenditures. Contractor payments, right of way purchases, consultant engineering, utility relocations and federal pass through payments are approximately 41 percent of the transportation expenditures.

Sections 5-1 through 5-6 describe the overview of all revenue and expenditures for the Missouri Department of Transportation, which includes the Highway and Bridge Construction Program, Multimodal and Highway Safety. The remaining Sections contain only projections of future revenue and expenditures for the Highway and Bridge Construction Program. Highway Safety programs not intended for road improvements are included in Section 6. Multimodal programs are included in Section 7.

Projections of future revenues and expenditures for the Highway and Bridge Construction Program as determined by cash flow analysis

The following provides a description of each revenue and expenditure category and how they are projected.

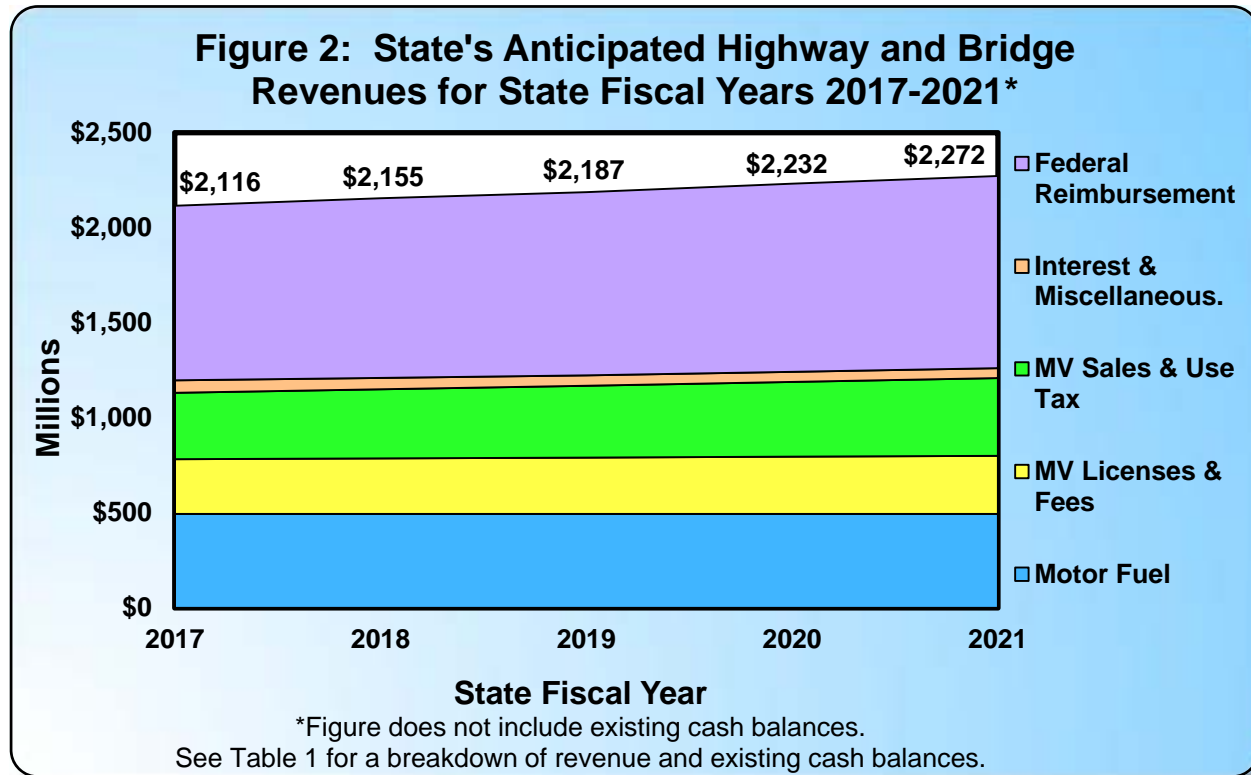
Revenue

- Federal reimbursements
 - Annual obligation authority increases from \$961 million in 2017 to \$1,029 million by 2020. Obligation authority is estimated to be 98 percent of apportionments. Obligation authority is a restriction or “ceiling” on the amount of federal assistance that may be promised (obligated) during a specific time period. It's a statutory budgetary control that does not affect the apportionment or allocation of funds. Rather, it controls the rate at which the funds may be used.
 - MoDOT estimates \$918 million of federal reimbursements in fiscal year 2017 will increase to \$1,011 million in fiscal year 2021.
 - Additional detail regarding federal funding starts on Section 5-16.
- Motor fuel taxes
 - Projections are based on gasoline and diesel consumption projections from the US Department of Energy's Annual Energy Outlook 2015 (AEO 2015) for the region (region includes: ND, SD, NE, KS, MO, IA, and MN).

- In fiscal year 2017, MoDOT estimates \$495 million of motor fuel tax receipts will remain flat through 2021, as we expect Missourians will drive more, but they will turn to more fuel-efficient vehicles due to Corporate Average Fuel Economy (CAFE) standards that reduce energy consumption by increasing the fuel economy of a vehicle. While good for the environment, these actions erode motor fuel tax revenues.
- Motor vehicle & driver licensing fees
 - Projections are based on estimates of the population over the age of sixteen from the AEO 2015 and driver licensing renewal data from the Department of Revenue.
 - In fiscal year 2017, MoDOT estimates \$288 million of motor vehicle and driver licensing fee receipts will grow to \$306 million in fiscal year 2021, an average annual growth rate of 1.5 percent.
- Motor vehicle sales tax
 - Projections are based on real disposable income estimates from the AEO 2015.
 - In fiscal year 2017, MoDOT estimates \$350 million of motor vehicle sales tax receipts will grow to \$409 million in fiscal year 2021, an average annual growth rate of 4 percent. The average annual growth rate from fiscal years 2011-2015 was five percent. In the last several years, Missourians have purchased more vehicles and the vehicles they are purchasing are more expensive.
- Interest and Miscellaneous Revenue
 - Projections are based on 0.75 percent earnings rate for interest revenue and historic receipts for miscellaneous revenue.
 - MoDOT estimates \$66 million of interest earned on invested funds and other miscellaneous receipts in fiscal year 2017 will decrease to \$53 million in fiscal year 2021 due to declining cash balances and the continued suspension of the Cost Share program. This category includes construction project cost reimbursements from local governments and other states.
- Bond proceeds
 - No new issuances are planned in fiscal years 2017-2021.

Total revenue

The stability and predictability of future transportation revenues is subject to many variables; however, using the Department of Energy's projections, Figure 2, Section 5-8 provides an estimate of Missouri's transportation revenues for state fiscal years 2017 through 2021. As shown in Figure 2, estimated revenue increases from \$2.1 billion in state fiscal year 2017 to \$2.3 billion in state fiscal year 2021, primarily because of federal reimbursements. See Table 1, Section 5-11 for a breakdown of revenue.



Expenditures

- Other State Agencies
 - Projections are based on historical amounts; the personal service and fringe benefits growth rate assumption is 0 percent in fiscal years 2018, 2019 and 2021; 2 percent in fiscal years 2017 and 2020; and expense and equipment growth rates are 4 percent for fiscal years 2017-2021.
 - In fiscal year 2017, MoDOT estimates \$254 million of other state agency expenditures grow to \$267 million in fiscal year 2021.
- Debt Service
 - Projections are based on the repayment of outstanding state road bonds.
 - Amounts do not include capital or operating lease payments.
 - In fiscal year 2017, MoDOT estimates \$295 million of debt service expenditures reduce to \$279 million in fiscal year 2021.

- Operating Costs (includes Administration; System Management; Fleet, Facilities and Information Systems; Multimodal; and Construction Program Operating costs)
 - Projections are based on the fiscal year 2016 budget and fiscal year 2017 appropriations request; the personal service and fringe benefits growth rate assumption is 2 percent in fiscal years 2017 and 2020, 0 percent in fiscal years 2018, 2019 and 2021; and an additional \$5 million each year, not cumulative.
 - In fiscal year 2017, MoDOT estimates \$734 million of operating expenditures grow to \$760 million in fiscal year 2021, an average annual growth rate of 1 percent.
- Construction Program expenditures
 - Projections are based on a cash flow model that calculates payment schedules of MoDOT's active and future construction projects as provided in Section 4 of the STIP.
 - Contractor payments, right of way purchases, consultant engineering, accelerated program payments, suballocated federal funding for local governments and utility relocation costs are included.
 - In fiscal year 2017, MoDOT estimates \$887 million of construction program disbursements that grow to \$1,088 million in fiscal year 2021, an average annual growth rate of 5 percent. See Table 1, Section 5-11 for further details on the Construction program expenditures.

Total expenditures

Consistent with future transportation revenues, future transportation expenditures are also subject to many variables; however, using historical trends and various economic indicators, Figure 3, Section 5-10 provides an estimate of Missouri's transportation expenditures for state fiscal years 2017 through 2021. As shown in Figure 3, estimated transportation expenditures (including costs associated with state advance construction projects, see Section 5-17 through 5-18 for further discussion on state advance construction projects), will grow from \$2.2 billion in fiscal year 2017 to \$2.4 billion in fiscal year 2021.

From fiscal years 2017-2021, total expenditures exceed total revenue by \$543 million, which is offset by projected cash balances totaling approximately \$758 million available at the beginning of fiscal year 2017. The construction expenditures are derived from the cash flow analysis on the 2017-2021 Highway and Bridge Construction Schedule (Section 4). Assumptions for the construction program expenditures are in the next subsection. The remaining expenditures are expected to have inflationary growth as outlined above. See Table 1 in Section 5-11 below for a breakdown of expenditures by each budget category.

Missouri's Statewide Transportation Improvement Program (STIP) includes a five-year plan of highway and bridge construction projects, which is financially constrained for each fiscal year. Table 1 provides the cash flow analysis summary for the fiscal year 2017-2021 STIP. An adequate cash flow balance is maintained as determined by projected monthly cash balances in any given year. MoDOT maintains at least a \$100 million cash balance based on debt covenants and cash reserve to manage revenue and expenditure fluctuations. The amounts only include revenues and disbursements dedicated to highways and bridges since Multimodal and a portion of Highway Safety funding cannot be included in the minimum cash balance.

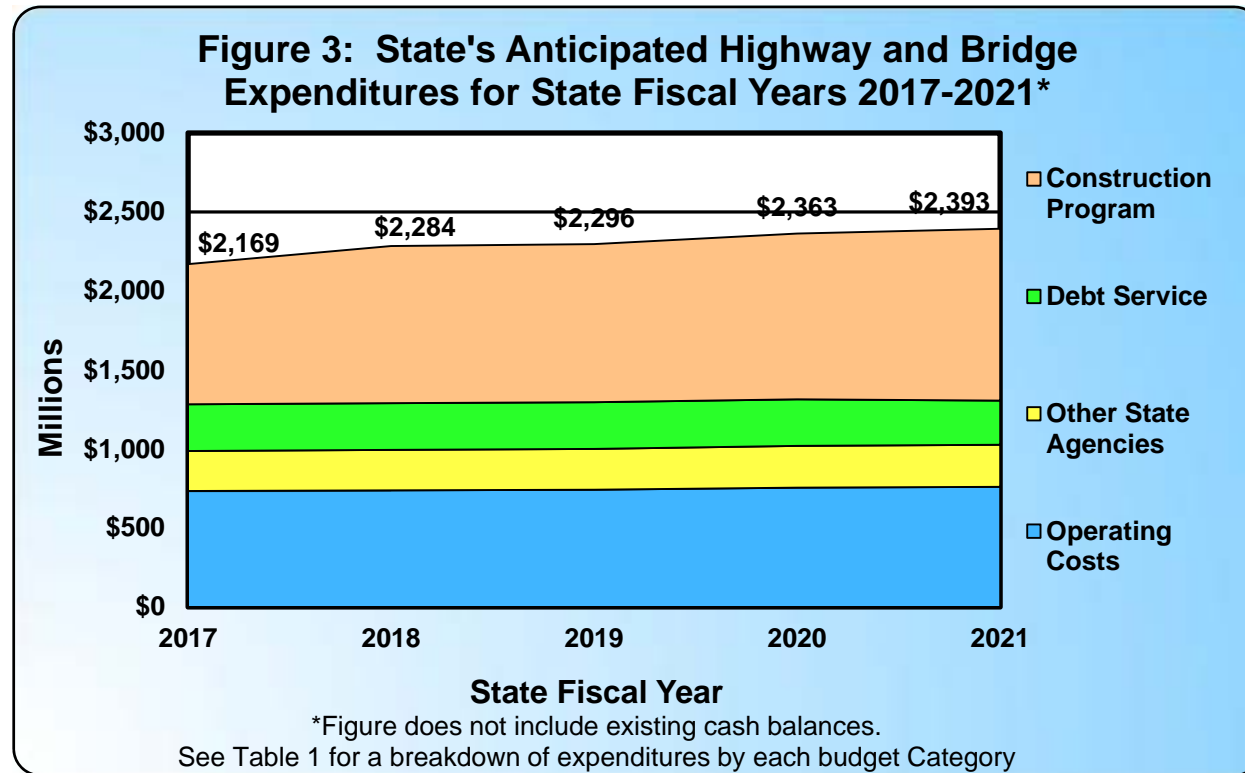


Table 1: MoDOT Construction Cash Flow Projections for Roads and Bridges for Fiscal Years 2017-2021

Dollars in Millions													
Additions to Cash Balance							Subtractions from Cash Balance						
<----->													
Fiscal Year	Beginning Cash Balance	Federal Reimbursement*	Motor Fuel Tax Revenue	Motor Vehicle & Drivers Licensing Revenue	Motor Vehicle Sales Tax Revenue	Interest and Misc. Revenue	Other State Agencies	Debt Service	Administ-ration	System Manage-ment	Fleet, Facilities and Inform-ation Systems	Total Construction Disburse**	Ending Cash Balance
2017	\$757.9	\$917.9	\$494.6	\$287.9	\$349.5	\$65.8	\$253.7	\$294.7	\$54.3	\$474.4	\$76.4	\$1,015.9	\$704.2
2018	\$704.2	\$945.0	\$494.6	\$292.2	\$363.5	\$59.8	\$255.8	\$295.6	\$55.6	\$476.4	\$76.5	\$1,124.4	\$575.0
2019	\$575.0	\$964.0	\$494.6	\$296.6	\$378.0	\$54.0	\$257.9	\$295.5	\$57.2	\$478.5	\$76.7	\$1,130.5	\$465.9
2020	\$465.9	\$990.4	\$494.6	\$301.1	\$393.1	\$53.2	\$264.4	\$294.6	\$59.1	\$485.5	\$77.2	\$1,181.8	\$335.7
2021	\$335.7	\$1,010.7	\$494.6	\$305.6	\$408.8	\$52.6	\$266.8	\$278.6	\$60.8	\$488.0	\$77.3	\$1,221.7	\$214.8

*Includes regular federal funds, federal advance construction conversions and sub-allocated pass-through funds to local governments.

** Includes engineering, payments (see Section 4) and sub-allocated funds to local governments. See Table 2, Section 5-12 (blue line) for further analysis.

Construction Program

The actual dollar amounts for right of way and construction projects awarded in prior fiscal years, the estimated award amount for right of way and construction projects programmed in the STIP along with estimates for the construction budget based on the cash flow analysis of existing construction contracts and future construction contracts, as provided in Section 4, are summarized in the following discussion. For example, a construction contract awarded today can result in contractor payments over multiple years as the project is completed. The future award amount assumptions and the contractor payments assumptions resulting from the cash flow analysis are summarized in Table 2. Other expenditures are included in the Highway and Bridge Construction Program in addition to awards. These other expenditures include utility relocation payments, right of way payments, MoDOT and Consultant engineering,

and accelerated program payments, as well as suballocated federal dollars that pass through MoDOT to local governments. The Total Construction Disbursements in Table 2 below (blue line) match the Construction Disbursements from Table 1 in Section 5-11 (blue column).

Table 2: STIP construction awards versus contractor payments

How we budget for STIP projects (dollars in millions)							
	Award	FY17	FY18	FY19	FY20	FY21	Future FY
Prior FY Remaining Balance	\$535.2	\$374.6	\$160.6	-	-	-	-
FY17	\$700.0	\$245.0	\$315.0	\$140.0	-	-	-
FY18	\$775.0	-	\$271.3	\$348.7	\$155.0	-	-
FY19	\$775.0	-	-	\$271.3	\$348.7	\$155.0	-
FY20	\$860.0	-	-	-	\$301.0	\$387.0	\$172.0
FY21	\$860.0	-	-	-	-	\$301.0	\$559.0
Contractor Payments:		\$619.6	\$746.9	\$760.0	\$804.7	\$843.0	
Utility Relocation Payments		\$8.6	\$8.6	\$8.6	\$8.6	\$8.6	
Right of Way Payments		\$30.0	\$30.0	\$30.0	\$30.0	\$30.0	
MoDOT and Consultant Engineering		\$158.8	\$159.5	\$160.3	\$163.3	\$164.2	
Federal Pass Through **		\$163.5	\$167.0	\$170.9	\$175.0	\$174.9	
Payments* (see Section 4)		\$35.4	\$12.4	\$0.7	\$0.2	\$1.0	
Total Construction Disbursements		\$1,015.9	\$1,124.4	\$1,130.5	\$1,181.8	\$1,221.7	

* Payments include dollars to be paid back for accelerating a project or payments to others. Payments do not include GARVEE debt service payments.

** Federal transportation dollars paid directly to local public agencies.

Table 3 summarizes the total available funding for the highway and bridge construction program for state fiscal years 2017-2021 based on cash flow projections. These amounts do not include sub-allocated federal funds since they are administered by local governments.

Table 3: Highway and Bridge Construction Funding Summary

Dollars in Millions

State Fiscal Year	2017	2018	2019	2020	2021	Total
Available for Awards	\$700.0	\$775.0	\$775.0	\$860.0	\$860.0	\$3,970.0
Available for Right of Way, Utilities, etc.	\$38.6	\$38.6	\$38.6	\$38.6	\$38.6	\$193.0
Available for Payments (see Section 4)	\$100.0	\$76.9	\$65.2	\$64.7	\$65.5	\$372.3
Available for Engineering	\$158.8	\$159.5	\$160.3	\$163.3	\$164.2	\$806.1
Total Available	\$997.4	\$1,050.0	\$1,039.1	\$1,126.6	\$1,128.3	\$5,341.4

Table 4, Section 5-14 summarizes the programmed levels for state fiscal years 2017-2021. State Fiscal Years 2019, 2020 and 2021 are purposefully under programmed in order to accommodate unforeseen changes. Table 4 includes adjustments for additional funding from partnering agencies above what is assumed in the financial forecast and funding distribution for State Fiscal Years 2017 and 2018. Table 4 also includes an adjustment for projects delayed from State Fiscal Year 2016 to 2017, as well as an adjustment for capacity remaining from State Fiscal Year 2016 at the end of the fiscal year.

Table 4: Highway and Bridge Construction Program Summary

Dollars in Millions

State Fiscal Year	2017	2018	2019	2020	2021	Total
Total Programmed	\$1,021.9	\$964.0	\$825.9	\$306.6	\$251.5	\$3,369.9
Less Programmed for Engineering	\$115.8	\$87.0	\$47.0	\$14.2	\$6.6	\$270.6
Less Programmed for Right of Way, Utilities, etc.	\$21.5	\$18.0	\$20.6	\$0.4	\$0.0	\$60.6
Less Programmed for Payments	\$84.3	\$77.9	\$85.4	\$77.5	\$77.8	\$403.0
Programmed for Awards	\$800.2	\$781.1	\$672.8	\$214.6	\$167.0	\$2,635.7
Less Remaining SFY 2016 Capacity	\$18.8	\$0.0	\$0.0	\$0.0	\$0.0	\$18.8
Less Additional Funding From Others	\$31.7	\$2.0	\$0.0	\$0.0	\$0.0	\$33.7
Less Net Amount Delayed from 2016	\$22.6	\$0.0	\$0.0	\$0.0	\$0.0	\$22.6
Awards Anticipated with Funding Projected	\$727.1	\$779.1	\$672.8	\$214.6	\$167.0	\$2,560.6

Funding Distribution

The Missouri Highways and Transportation Commission approved a funding distribution method in January of 2003. It was developed with extensive public involvement and is consistent with MoDOT's Mission, Values and Tangible Results. The funding distribution method was modified in June of 2004 and again in February of 2006. A modification in February of 2011 increased the annual amount set aside for the Cost Share and Economic Development program from \$30 million to \$35 million plus a variable amount based on debt refunding savings. A modification in March 2012 increased the annual amount set aside for the Cost Share and Economic Development program to \$45 million.

A modification in February 2016 resulted in several changes:

- Increased the Safety Program from \$25 million to \$35 million, of which \$3 million is set aside for a Statewide Safety Program.
- Eliminated the Major Projects and Emerging Needs category. All remaining funds now flow to the Flexible category.
- Allocated half of the Transportation Alternatives funds for MoDOT use for ADA transition plan compliance.
- Revised Multimodal funding to include federal funds.
- Released unallocated SFY 2018 Cost Share funds for district use.

The following steps outline the distribution of funds for the Highway and Bridge Construction Program.

Of the total funds available for awards, right of way, utilities, payments, and engineering, including federally earmarked funds:

Step 1: Deduct federally sub-allocated pass-through funds designated for specific purposes (Varies). This includes the following: the Off-System Bridge Replacement and Rehabilitation Program for county bridges, the Urban Surface Transportation Program for large city transportation improvements, the Congestion Mitigation and Air Quality Program for air quality improvements in the St. Louis and Kansas City regions, the Transportation Alternatives Program for regional improvements, the Recreational Trails program, the Rail/Highway Crossing Program, the Highway Planning & Research Program, and the Metropolitan Planning Program. Additional information about these programs may be found in Section 6.

Step 2: Deduct state and federal funding for other transportation modes (aviation, railways, transit and waterways) (Varies). This funding cannot be used for roads and bridges.

Step 3: Deduct the financing cost for projects accelerated through bond financing (Varies).

Step 4: Deduct funding for specific funding sources (Varies). This includes categories such as Statewide Transportation Alternatives funds, special safety funds, etc.

Step 5: Deduct funding for the Economic Development and Cost Share Program (Varies). The Economic Development and Cost Share Program has been suspended for SFY 2017 and SFY 2018, and those funds have been distributed to districts.

Step 6: Deduct funding contributed by Partnering Agencies (Varies). These are funds dedicated to specific projects such as a city's portion of a cost share or cost participation project.

Step 7: Deduct funding for project savings (Varies). Savings or over-runs are credited or debited to specific districts or programs.

Of the remaining funds available for road and bridge improvements:

Step 1: Allocate up to \$35 million per year to Safety. Allocate these funds as follows:

- \$32 million distributed based on a three-year average accident rate.
- \$3 million allocated to the Statewide Safety Program.

Step 2: Allocate up to \$435 million per year to Taking Care of the System. Allocate these funds as follows:

- \$125 million for Interstate/Major Bridges.
- \$310 million for remaining Taking Care of System.

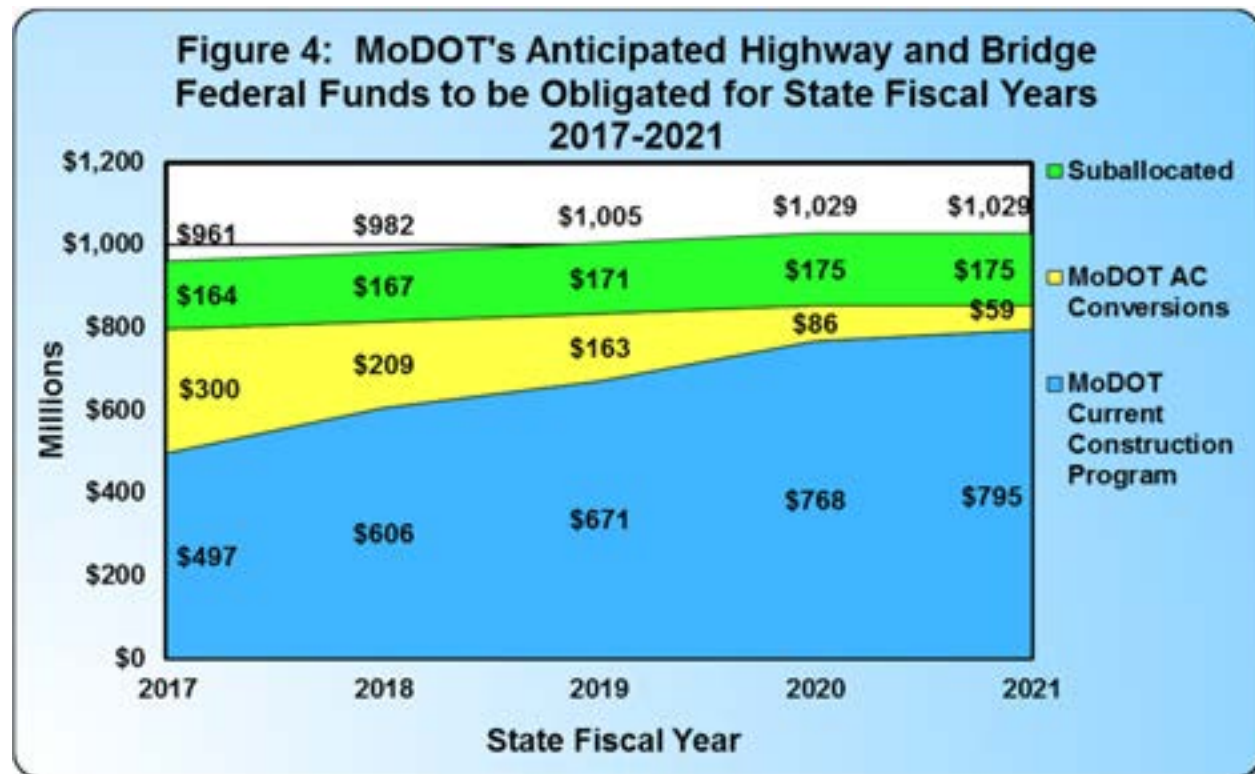
- Distribution based on a formula that averages:
 - Percent of total Vehicles Miles Traveled (VMT) on the National Highway System and remaining arterials.
 - Percent of square feet of state bridge deck on the total state system.
 - Percent of total lane miles of National Highway System and remaining arterials.

Step 3: Allocate remaining funds, if any, to Flexible Funds that can be used for either Safety, Taking Care of the System or Major Projects and Emerging Needs. This amount may be reduced if funding is not available.

- Distribution based on the average of:
 - Percent of total population.
 - Percent of total employment.
 - Percent of total VMT on the National Highway System and remaining arterials.

Federal Funding

The Fixing America's Surface Transportation (FAST) Act is five-year legislation to improve the Nation's surface transportation infrastructure, including our roads, bridges, transit systems, and rail transportation network. The bill reforms and strengthens transportation programs, refocuses on national priorities, provides long-term certainty and more flexibility for states and local governments, streamlines project approval processes, and maintains a strong commitment to safety.



Congress passed the FAST Act and it was signed into law by the President on December 4, 2015.

From Fiscal Year 2016 to Fiscal Year 2020, Missouri is estimated to receive an average of about \$1 billion in federal transportation dollars per year, which represents an increase of 9.8 percent over the previous federal bill – MAP 21.

Our forecasted federal revenue is based on our anticipated annual obligation limitation, which is the annual funding made available through the appropriations bill rather than the funding authorized in the surface transportation act. Federal funding for the 2017-2021 STIP will be obligated for the following (1) suballocated funding that flows through MoDOT to local governments, (2) converting advance construction projects and (3) current construction program. First, suballocated federal funds will pass through MoDOT to local governments. Second, MoDOT will convert advance construction projects to regular federal funds (see Sections 5-17 through 5-18 for further information on advance construction). Lastly, any remaining federal funding will be available for the current construction program. See Figure 4, Section 5-16 for federal obligation authority assumptions used for the 2017-2021 STIP.

Advance Construction (AC)

MoDOT uses a federal funding tool called advance construction to maximize the receipt of federal funds and provide greater flexibility/efficiency in matching federal aid categories to individual projects. Advance Construction (AC) is an innovative finance funding technique, which allows states to initiate a project using non-federal funds, while preserving eligibility for future federal aid. Eligibility means the Federal Highway Administration (FHWA) has determined the project qualifies for federal aid; however, no present or future federal aid is committed to the project. States may convert the project to regular federal aid provided federal aid is available for the project. AC does not provide additional federal funding, but simply changes the timing of receipts by allowing states to construct projects with state or local money and seek federal aid reimbursement in the future.

MoDOT began using AC in 1992 and will continue to use it in future years. MoDOT generally utilizes AC for National Highway Performance Program (NHPP) and Surface Transportation Block Grant Program (STBG) projects or when sufficient obligation limitation is not available.

MoDOT anticipates sufficient revenue exists to cover new AC projects, as shown in Table 1, Section 5-11. Funding sources include existing cash balances, state motor fuel, motor vehicle sales tax and motor vehicle licensing and fees revenue, federal reimbursement (includes conversion of AC), interest and miscellaneous revenue as shown in Figure 2, Section 5-8.

Table 5, Section 5-18, provides MoDOT's AC forecast, which shows the projected balance at the end of each fiscal year. State funds pay for new AC project expenditures until federal aid is available. Once federal aid is available, the projects are converted to federal funds and previous state expenditures are reimbursed. The oldest projects are converted first, if possible, to maximize federal aid reimbursement. Which projects are converted also depends on what federal funds are made available. The AC balance is driven by

the relationship between available federal funds and the construction program. For example, if available federal funds are more than the size of the construction program, the AC balance will decrease. The amounts in Table 5 are based on MoDOT's AC forecast. Also included in Table 5 are AC conversions of projects from prior STIPs. The amounts are subject to change based on future federal apportionment amounts and categories.

Table 5: MoDOT's Advance Construction Forecast Estimates

Dollars in Millions

State Fiscal Year	2017	2018	2019	2020	2021
Beginning AC Balance*	\$300	\$209	\$163	\$86	\$59
Plus: New AC Projects (incl. Unprogrammed)**	\$209	\$163	\$86	\$59	\$33
AC Subtotal	\$509	\$372	\$249	\$145	\$92
Less: AC Conversions (prior STIP projects)	\$300	\$0	\$0	\$0	\$0
Less: AC Conversions (incl. Unprogrammed)**	\$0	\$209	\$163	\$86	\$59
Estimated Ending AC Balance	\$209	\$163	\$86	\$59	\$33

*Estimated Beginning AC Balance

**Additional projects will be programmed in outer years of the STIP

Appendix A lists partial AC projects. These projects are shown as AC in Section 4, but part of the projects will be federal, not AC.

Appendix A: 2017 - 2021 STIP Construction Projects That are Partial Advance Construction Projects						
District	County	Route	Job Number	Description	SFY	Federal Amount (x \$1,000)
KC Rural	Lafayette	70	3I3042	Pavement improvements from east of the Jackson County line to east of Johnson Drive near Odessa. \$321,000 Open Container funds.	2017	321
KC Rural	Pettis	50	3P3056	Signal improvements from Winchester Road to Engineer Avenue in Sedalia. \$100,000 Open Container funds.	2017	100
KC TMA	Platte	92	4P3139	Pavement improvements from Rte. 371 in Platte City to Rte. DD. Includes Rte. 273 from Rte. 371 to Spur 92, Spur 92 from Rte. 273 to Rte. 92, and Rte. 92 from Spur 92 to Rte. DD. \$282,000 Open Container funds.	2017	282
KC TMA	Various	Various	4P3142	Signal improvements at various locations in Clay, Platte and Jackson counties in the urban Kansas City District. \$450,000 Open Container Funds, \$50,000 District Operations Budget.	2017	450
SL	St. Charles	70	6I2418	Restripe lanes, improve interchanges, construct outer roads and sidewalks from Woodlawn Ave. to TR Hughes Blvd. including Main St. intersections. Cost Share funds \$3,878,533. CMAQ funds \$3,500,000. City of O'Fallon \$6,132,000. Project involves bridges L0710 and A6157.	2018	3,500
					Total	4,653

Section 6 – Federal Programs

Introduction

On December 4, 2015, the President signed into law the Fixing America's Surface Transportation (FAST) Act, which authorizes the federal surface transportation programs for highways, highway safety, transit and rail for the five-year period from 2016 through 2020.

The "Special Programs" portion of this section includes some of the more unique federal programs.

The "Sub-Allocated Programs" portion of this section includes programs which provide federal transportation funds for cities and counties. Funding for some of these programs are subject to future Commission action.

Special Programs

The following special programs were established, replaced, or continued in FAST:

Disadvantaged Business Enterprise Program

FAST provides funding for Disadvantaged Business Enterprise programs. Missouri receives approximately \$200,000 annually for this program.

On the Job Training Program

FAST provides funding for On The Job Training activities. Missouri receives approximately \$200,000 annually for this program.

Non-State System Bridge Inspection Program

Federal law mandates that bridges must be inspected on a periodic basis. Missouri uses approximately \$1 million of Surface Transportation Block Grant funds annually for non-state system bridge inspections.

State System Bridge Inspection Program

Federal law mandates that bridges must be inspected on a periodic basis. Missouri uses approximately \$2 million in performance of these inspections on the state system.

Narrative Cost Allocation Plan - Local Program Oversight and Administration

Federal regulations require state departments of transportation to provide the necessary oversight and administration for sub-allocated programs. The Missouri Department of Transportation (MoDOT) administers the local public agency (LPA) program for cities and counties. A considerable amount of state resources are used to administer the LPA program. MoDOT estimates it costs \$5.8 million annually to administer the LPA program. Recent guidance provides recipients of federal funds the ability to use a Narrative Cost Allocation Methodology to seek reimbursement for indirect costs associated with administering the federal-aid program. MoDOT will establish a federal project for costs to monitor and oversee the local program and projects administered by local public agencies.

Preventive Maintenance Program

Missouri continues to work with FHWA to expand federal funding of our preventive maintenance efforts for qualifying work. These efforts will include both contract and in-house efforts which are deemed preventive maintenance or have other specific approval by FHWA. Missouri typically spends between \$100 to \$150 million per year on preventive maintenance activities. Activities include striping, sign maintenance, signal maintenance, ITS maintenance, highway lighting, pavement repair or overlays, pavement surface treatments or surface seals, crack sealing, bridge maintenance, and drainage maintenance. MoDOT estimates seeking federal reimbursement for approximately \$40 million per year for preventive maintenance.

Eligible Operating Costs Program

Missouri is working with FHWA to expand federal reimbursement to eligible operating expenses of the state's transportation system. Certain components of the system require ongoing operating costs to provide continuous operation. Missouri typically spends between \$5 and \$10 million per year on operating costs related to traffic signals, highway lighting, and Intelligent Transportation Systems (ITS). Operating costs include utilities, labor, administrative costs, and system maintenance costs.

Prioritization of Projects to Improve Freight Movement Program

Efficient movement of freight is critical to the economy, jobs and quality of life in Missouri. Freight movement is completely dependent on the reliability, condition, and safety of the transportation system. FAST created a new federal funding category, the National Highway Freight Program, for projects that improve the efficient movement of freight. These projects implement the strategies identified in the Missouri Freight Plan. Activities include replacement of load-posted bridges, technology to improve the flow of freight, truck parking facilities, and geometric improvements to interchanges and ramps. The projects are included in the STIP and also identified in the Missouri Freight Plan Appendix G (see <http://www.modot.org/othertransportation/freight/FreightPlan.htm>).

Open Container Penalty Transfer

Section 154 (Open Container) penalty transfer funds are used to address system-wide safety initiatives. Funding from this program has allowed Missouri to reduce cross-median fatalities on many of the interstates with the installation of median guard cable and other safety improvements. This funding source will continue to be used on safety initiatives that are focused on reducing problem crash types that are identified in Missouri's Blueprint for Safety.

Transportation Investment Generating Economic Recover (TIGER) Program

FAST provides funding through a competitive application process to support projects, including multimodal and multijurisdictional projects which are difficult to fund through traditional federal programs. Successful TIGER projects leverage resources, encourage partnership, catalyze investment and growth, fill a critical void in the transportation system or provide substantial benefit to the nation, region or metropolitan area in which the project is located. In 2015, Missouri received \$10 million of these funds.

Transportation Infrastructure Finance and Innovations Act (TIFIA) Loan Program

The TIFIA program provides Federal credit assistance to nationally or regionally significant surface transportation projects, including highway, transit and rail. The City of Branson is considering a request for TIFIA loan/funds.

High-Priority and Transportation Improvement Projects

SAFETEA-LU included 5,091 high-priority projects and 466 transportation improvement projects nationwide specified by the U.S. Congress. Funding for these projects totaled \$14.8 billion and \$2.6 billion respectively over the five years of the federal transportation act with a specified percentage of the project funds made available each year. Funds for SAFETEA-LU projects are subject to the federally imposed guidelines for budgetary limitations, called obligation limitation. However, the obligation limitation associated with the projects does not expire. The following tables list the remaining balances for Missouri's High-Priority and Transportation Improvement projects included in SAFETEA-LU and TEA-21 projects.

**Demonstration Projects
Missouri Department of Transportation
Financial Services
As of March 3, 2016**

DEMO ID	PROJECT DESCRIPTION	FUND CODE	TOTAL AUTHORIZED	TOTAL ALLOCATION TO DATE	OBLIGATED TO DATE	UNOBLIGATED BALANCE
<u>SAFETEA-LU: Sec. 1702 - High Priority Projects Program</u>						
MO087	Construct 2 lanes on Chouteau Trafficway from MO 210 to I-35	HY1ILY1	1,600,000.00	1,602,360.00	0.00	1,602,360.00
MO088	M-291 Highway Outer Road Improvement Project	HY1ILY1	1,600,000.00	1,602,360.00	-1,439,839.00	162,521.00
MO089	Y Highway US 71 to Mo 58, Cass County	HY1ILY1	1,600,000.00	1,602,360.00	-1,439,839.00	162,521.00
MO091	Widening, curb and gutter improvements on Hwy 92 as part of Hwy 33 project in Kearney	HY1ILY1	4,800,000.00	4,803,540.00	-4,793,875.00	9,665.00
MO095	Complete impact study for North Oak Highway Corridor redevelopment	HY1ILY1	400,000.00	400,590.00	-322,610.39	77,979.61
MO096	Highway 350 Access Management Study from I-435 to I-470	HY1ILY1	800,000.00	801,180.00	-717,117.41	84,062.59
MO097	Removal and replacement of Grand Avenue Bridge in the City of St. Louis	HY1ILY1	2,800,000.00	2,804,130.00	-2,519,721.00	284,409.00
MO102	Hanley Road from I-64 to south of State Rte100, St. Louis Co	HY1ILY1	8,000,000.00	8,011,800.00	-2,119,996.00	5,891,804.00
MO103	Reconstruction of the Tucker Street Bridge in the City of St. Louis	HY1ILY1	5,600,000.00	5,608,260.00	-4,801,530.00	806,730.00
MO104	Study of Highway 160 & Kansas Expressway Corridor	HY1ILY1	1,600,000.00	1,602,360.00	-1,439,840.00	162,520.00
MO105	Study Highway 37-60 Entire Corridor	HY1ILY1	2,000,000.00	2,002,950.00	-217.56	2,002,732.44
MO106	Renovations/Enhancements on the Bicycle Pedestrian Facility on the Old Chain of Rocks Bridge	HY1ILY1	640,000.00	640,944.00	-558,503.57	82,440.43
MO109	Relocation and reconstruction of Rte MM from Rte 21 to Rte 30	HY1ILY1	13,744,000.00	13,764,273.00	-11,888,961.16	1,875,311.84
MO110	Scudder Road and I-170 interchange improvements, St. Louis Co	HY1ILY1	1,600,000.00	1,602,360.00	-258,730.00	1,343,630.00
MO111	Construct interstate flyover at Hughes Rd and Liberty Drive to 76th Street, Liberty Parkway Project	HY1ILY1	15,200,000.00	15,222,421.00	-11,024,076.91	4,198,344.09
MO112	Relocate the entrance to the Shaw Nature Reserve	HY1ILY1	400,000.00	400,590.00	-359,960.00	40,630.00
MO116	Confluence Greenway Land Acquisition for Riverfront Trail development in St. Louis	HY1ILY1	560,000.00	560,826.00	-503,944.00	56,882.00
MO118	Upgrade of Rte 71 from Pineville to Arkansas State Line	HY1ILY1	12,000,000.00	12,017,701.00	0.00	12,017,701.00
MO119	Interchange design and construction for the Main Street Extension at I-55, Cape Girardeau Co	HY1ILY1	800,000.00	801,180.00	0.00	801,180.00
MO122	Construct an extension of MO 740 from US 63 to the I-70 Lake of the Woods interchange	HY1ILY1	2,000,000.00	2,002,950.00	0.00	2,002,950.00
MO125	Construct Highway 465 to Highway 376 south from Hwy 76 to Hwy 376	HY1ILY1	4,800,000.00	4,807,080.00	0.00	4,807,080.00
MO126	Improve access to I-55 between Bayless Avenue and Loughborough Avenue, including bridge 230.06	HY1ILY1	8,000,000.00	8,011,800.00	-500,000.00	7,511,800.00
MO127	Kansas City SmartPort ITS for highways	HY1ILY1	4,000,000.00	4,005,900.00	-4,001,880.14	4,019.86
MO128	I-35 access modification planning, city of Kearney	HY1ILY1	1,200,000.00	1,201,770.00	-381,169.35	820,600.65
MO129	Construct additional exit ramp access lane from I-44 to Kingshighway and enhance Shaw Ave corridor	HY1ILY1	3,856,000.00	3,861,688.00	-3,444,734.00	416,954.00
MO130	South County Riverfront access and Trails Project, Lemay	HY1ILY1	3,200,000.00	3,204,720.00	-2,879,681.00	325,039.00
MO133	Redesign and reconstruct I-170 interchange at Ladue Rd	HY1ILY1	320,000.00	320,472.00	-281,559.37	38,912.63
MO134	Ste. Genevieve Co., Missouri Rte 61 bridge replacement over Established Creek	HY1ILY1	1,200,000.00	1,201,770.00	-990,760.00	211,010.00
MO135	Study railroad reconfiguration to eliminate highway crossings in and around Springfield, MO	HY1ILY1	800,000.00	801,180.00	0.00	801,180.00
MO136	Upgrade Rte 94 in St. Charles Co from East of Harvester Rd to West of Mid-Rivers Drive	HY1ILY1	9,600,000.00	9,614,161.00	-9,370,795.18	243,365.82
MO138	Construct four lanes for Hwy 60 from Willow Springs to Van Buren	HY2/LY2	25,000,000.00	25,036,878.00	-24,831,520.99	205,357.01
MO144	I-470/Stotter Road Interchange in Lee's Summit	HY2/LY2	5,000,000.00	5,007,375.00	-4,977,385.72	29,989.28
MO145	Improve US 36 to divided four lane expressway from Macon to Rte 24	HY2/LY2	30,000,000.00	30,044,252.00	-24,358,961.06	5,685,290.94
MO146	Improve Highway 291 from Harrisonville to Lee's Summit in Cass Co	HY2/LY2	4,000,000.00	4,005,900.00	-3,656,900.00	349,000.00
MO150	Upgrade to 4 lanes Mo 66 from Duquesne Rd to Rte 249 in Jasper Co	HY2/LY2	2,000,000.00	2,002,950.00	-80,662.46	1,922,287.54

Demonstration Projects
Missouri Department of Transportation
Financial Services
As of March 3, 2016

MO151	Interchange design and construction for the Main Street Extension at I-55, Cape Girardeau Co	HY2/LY2	5,000,000.00	5,007,375.00	-3,505,849.40	1,501,525.60
MO152	Relocation and reconstruction of Rte MM from Rte 21 to Rte 30	HY2/LY2	2,000,000.00	2,002,950.00	0.00	2,002,950.00
MO154	Realignment and bridge replacement over First Creek from east of 2nd St to Rte 169 on MO 92	HY2/LY2	2,000,000.00	2,002,950.00	0.00	2,002,950.00
MO156	Construct interstate flyover at Hughes Rd and Liberty Drive to 76th Street, Liberty Parkway Project	HY2/LY2	4,000,000.00	4,005,900.00	0.00	4,005,900.00
MO157	I-55 redesign, Cape Girardeau Co	HY2/LY2	2,000,000.00	2,002,950.00	0.00	2,002,950.00
Total Section 1702			195,720,000.00	196,005,156.00	-127,450,619.67	68,554,536.33

SAFETEA-LU: Sec. 1807 - Nonmotorized Transportation Pilot Program

Columbia	LN2	28,185,385.68	28,185,385.68	-25,772,117.77	2,413,267.91
Total Section 1807		28,185,385.68	28,185,385.68	-25,772,117.77	2,413,267.91

SAFETEA-LU: Sec. 1934 - Transportation Improvements

MO158	Mississippi River Bridge, St. Louis	LY3	25,000,000.00	25,058,535.00	-24,987,403.26	71,131.74
MO160	Page Avenue Extension, Phase II, St. Charles Co	LY3	20,000,000.00	20,046,828.00	-15,565,700.00	4,481,128.00
MO162	Lewis and Clark Expressway, 39th St to Hwy 24, Jackson Co	LY3	30,000,000.00	30,070,242.00	-26,987,226.79	3,083,015.21
MO165	I-55 interchange at Main Street, Cape Girardeau	LY3	5,000,000.00	5,011,707.00	-4,461,899.07	549,807.93
MO167	Widen Rte 66 Duquesne Rd to Rte 249, Jasper Co	LY3	10,000,000.00	10,023,414.00	-9,997,517.00	25,897.00
MO168	Grand Ave Bridge Replacement, St. Louis City	LY3	15,000,000.00	15,035,121.00	-13,390,794.00	1,644,327.00
MO169	Hwy 36 Macon to Rte 24 Marion, Ralls, Monroe, Shelby and Macon Counties	LY3	7,000,000.00	7,016,390.00	-6,993,049.11	23,340.89
MO170	Ramsey Creek Bridge, Scott Co	LY3	5,000,000.00	5,011,707.00	-5,011,706.84	0.16
MO172	Upgrades to Scott Rd (MO Rte TT) between Rollins Rd and Brookview Terrace in Boone Co	LY3	3,500,000.00	3,508,195.00	-3,500,000.00	8,195.00
MO173	Construction of riverfront trails in City of Warsaw	LY3	500,000.00	501,170.00	-453,068.35	48,101.65
Total Section 1934			121,000,000.00	121,283,309.00	-111,348,364.42	9,934,944.58

**Demonstration Projects
Missouri Department of Transportation
Financial Services
As of March 3, 2016**

DEMO ID	PROJECT DESCRIPTION	FUND CODE	TOTAL AUTHORIZED	TOTAL ALLOCATION TO DATE	OBLIGATED TO DATE	UNOBLIGATED BALANCE
<u>TEA-21</u>						
MO019	Construct Chouteau Bridge in Kansas City - #1641	Q92 / Q93	6,000,000.00	6,150,596.00	-2,817,710.18	3,332,885.82
MO021	Const. Highway 36 Hannibal Bridge and Approaches in Marion Co. - #154	Q92 / Q93	2,400,000.00	2,460,238.00	-2,429,746.79	30,491.21
MO024	Construct Jefferson Ave. Viaduct over Mill Creek Valley in St. Louis - #509	Q92 / Q93	8,250,000.00	8,457,070.00	-7,809,713.73	647,356.27
MO025	Construct the Missouri Center for Advanced Highway Safety (MOCAS), Missouri - #576	Q92 / Q93	692,750.00	710,137.00	-710,136.00	1.00
MO029	Upgrade Route 6 between I-29 and Route AC at St. Joseph - #797	Q92 / Q93	5,000,000.00	5,125,498.00	-4,918,206.82	207,291.18
MO036	Const. Ext. of Bike Path between Soulard Market Area & Riverfront - #1294	Q92 / Q93	600,000.00	615,059.00	-395,448.42	219,610.58
MO037	Const. of Airport Ground Trans. Terminal for Springfield/Branson - #1376	Q92 / Q93	3,750,000.00	3,844,123.00	-3,829,772.06	14,350.94
MO040	Develop Bike/Ped. Paths for Town of Kansas & Riverfront Park in K.C. - #1635	Q92 / Q93	341,000.00	349,559.00	-246,136.63	103,422.37
MO041	Construct Cuivre River Bridge in Lincoln County - #1636	Q92 / Q93	3,000,000.00	3,075,299.00	-3,026,000.77	49,298.23
MO042	Construct Route 13 Missouri River Bridge at Lexington - #1637	Q92 / Q93	3,000,000.00	3,075,299.00	-2,873,795.09	201,503.91
MO048	Resurface and Maintain Roads Located in State Parks - #1850	Q92 / Q93	5,000,000.00	5,125,498.00	-5,036,917.71	88,580.29
TOTAL - TEA-21			38,033,750.00	38,988,376.00	-34,093,584.20	4,894,791.80

Sub-Allocated Programs

Sub-allocated programs utilize transportation funds provided under the Fixing America's Surface Transportation (FAST) Act. These programs include the Off-System Bridge, Congestion Mitigation and Air Quality, Surface Transportation Block Grant Programs and Transportation Alternatives. The Missouri Department of Transportation administers these programs through its planning and programming functions in the Jefferson City Central Office and seven district offices around the state. Projects under these programs are typically funded on an 80 percent federal / 20 percent local match basis.

A Reasonable Progress Policy was implemented on January 1, 2005 for all of the sub-allocated programs, and updated on October 5, 2010. This policy ensures that Missouri receives the maximum benefit for its federal transportation funds. The policy has two objectives: (1) ensure that federal funds will be programmed for a project within three months of the funds being allocated by MoDOT, and (2) ensure that once a project is programmed it will be constructed. Transportation Management Areas with a reasonable progress policy in place are exempt from MoDOT's Reasonable Progress Policy.

Information on these programs and MoDOT's Reasonable Progress Policy can be found in the Local Public Agency Manual on MoDOT's web site at www.modot.mo.gov/business/manuals/localpublicagency.htm.

Off-System Bridge Replacement and Rehabilitation Program

This program funds the replacement or rehabilitation of deficient bridges located on roads functionally classified as local or rural minor collectors. \$20.0 million of the state's Surface Transportation Block Grant Program (STBG) apportionment are used on off-system bridges. The Missouri Highways and Transportation Commission allocates STBG funds to the counties and St. Louis City for this program.

The estimated annual allocation for the Off-System Bridge Replacement and Rehabilitation Program in Missouri is \$20.0 million. These funds are distributed to the counties based on the ratio of the replacement cost of the square footage of deficient bridge deck per county compared to the replacement cost of the square footage of deficient bridge deck in all counties of the state.

Northwest District	\$4,700,000	Northeast District	\$2,390,000
Kansas City District	\$2,423,000	Central District	\$2,025,000
St. Louis District	\$1,670,000	Southwest District	\$2,804,000
Southeast District	\$2,991,000	Statewide Inspections	\$1,000,000

On-System Bridge Replacement and Rehabilitation Program

Large Urban Program

This program funds the replacement or rehabilitation of deficient bridges located on roads functionally classified as urban collectors, rural major collectors and arterials. The Missouri Highways and Transportation Commission allocates approximately \$5.9 million of Surface Transportation Block Grant Program (STBG) funds annually to the Transportation Management Areas (TMAs) of Kansas City, St. Louis and Springfield. The TMAs determined the projects for their areas. The funds for the TMAs were distributed based on the ratio of the replacement cost of the square footage of deficient bridge deck in the TMA to the replacement cost of the square footage of deficient bridge deck in all TMAs of the state. This program is being discontinued. The last allocation will be made in SFY 2016. Existing balances will remain available for use until September 30, 2019.

Small Urban Program

This program funds the replacement or rehabilitation of deficient bridges located on roads functionally classified as urban collectors, rural major collectors and arterials. The Missouri Highways and Transportation Commission allocates approximately \$470,000 of Surface Transportation Block Grant Program (STGB) funds annually for urban clusters (small cities) with a population between 5,000 and 200,000. A statewide competitive process is used to select projects located in small cities. This program is being discontinued. The last allocation will be made in SFY 2016. Existing balances will remain available for use until September 30, 2019.

Surface Transportation Block Grant Program

Large Urban Program

This program funds projects such as pavement preservation, bridges, highway expansion, congestion mitigation, safety, environmental mitigation, transit, and pedestrian facilities. FAST mandates that a portion of the Federal Surface Transportation Program funds be spent in the Transportation Management Areas. Transportation Management Areas are urbanized areas with populations greater than 200,000 (large cities). Missouri has four Transportation Management Areas – Kansas City, St. Louis, Springfield and Fayetteville-Springdale-Rogers, AR-MO, a small part of which extends into McDonald County in southwest Missouri. Their allocations are distributed based on their population relative to the state.

The Surface Transportation Block Grant Program has the most flexible funding allocation among the sub-allocated programs. Projects on roads functionally classified as local or rural minor collectors are not eligible for these funds. However, all bridge projects are eligible, regardless of their functional classification.

The Transportation Management Area identifies regional transportation needs. The Transportation Management Area works in coordination with the state and local agencies to address the regional needs, to define the scope of projects, and to identify appropriate

project sponsors. Any agency, state or local, that wants to sponsor a project submits an application to the Transportation Management Area. Projects that MoDOT sponsors compete with all other applications for Large Urban Funding using the Transportation Management Area-defined prioritization process.

The annual allocation for the Large Urban Program in Missouri is approximately \$59 million. This figure includes the urban clusters (populations between 5,000 to 50,000) and small urbanized areas (population between 50,000 to 200,000) within the Kansas City, St. Louis and Southwest district boundaries.

Small Urban Program

The Missouri Highways and Transportation Commission allocates approximately \$3.3 million of Surface Transportation Block Grant Program funds annually for use in cities with an urban cluster population between 5,000 and 50,000 or an urbanized area population between 50,000 and 200,000. Project examples include pavement preservation, bridges, highway expansion, congestion mitigation, safety, environmental mitigation, and transit and pedestrian facilities. This program is being discontinued. The last allocation will be made in SFY 2016. Existing balances will remain available for use until September 30, 2019.

Transportation Alternatives Program

Project examples include facilities for bicycle and pedestrian activities, construction of overlooks for scenic views, control and removal of outdoor advertising, and wildlife crossings. Projects are selected through a competitive process. The annual allocation for the Transportation Alternatives Program in Missouri is approximately \$17.2 million, with half provided to the sub-allocated program and half retained for MoDOT use.

Congestion Mitigation and Air Quality

Project examples include alternative fuel vehicle research, signal coordination, transit services, intelligent transportation systems, bike/pedestrian facilities, rideshare programs, programs to educate the public about air quality ozone issues, construction of high occupancy vehicle lanes and congestion management systems. FAST mandates that federal funds for this program be spent on projects that improve air quality in affected areas. Affected areas are defined as areas that are required by the Clean Air Act to address air quality issues. MoDOT distributes funding to eligible areas for project selection. The EPA determines the geographical boundaries for this program.

The Federal Highway Administration and the EPA establish the Congestion Mitigation and Air Quality Improvement Program funding levels and eligible work types. The purpose of these funds is to reduce transportation-related emissions and improve air

quality. A Congestion Mitigation and Air Quality guidance booklet is available at:
www.fhwa.dot.gov/environment/air_quality/cmaq .

Missouri receives approximately \$21.6 million annually. The Missouri Highways and Transportation Commission approved a funding distribution such that the estimated minimum guarantee of CMAQ funds to Missouri is distributed to St. Louis and Kansas City. The remaining CMAQ funds (the total Missouri CMAQ funds less the estimated minimum guarantee) will be distributed to the areas not meeting federal air quality requirements. St. Louis - \$18.9 million, Kansas City - \$2.7 million.

Recreational Trails Program – Department of Natural Resources

The Recreational Trails Program (RTP) is a federally-funded assistance program authorized by the U.S. Congress under the Moving Ahead for Progress in the 21st Century (Map-21) Act. Its purpose is to help states provide and maintain recreational trails and trail-related facilities for both motorized and non-motorized recreational use. Examples of recreational trail uses include hiking, bicycling, in-line skating, equestrian use, boating, off-road motorcycling, all-terrain vehicle riding, four-wheel driving or using other off-road motorized vehicles.

The U.S. Department of Transportation, Federal Highway Administration (FHWA), oversees the RTP and has delegated administration of the program to each state. In Missouri, the Governor has designated the Department of Natural Resources (DNR) as the agency responsible for administering the RTP.

The Department of Natural Resources holds a competitive grant round each year and distributes the funding in response to recreational trail needs within the state. The Recreational Trails Program competitive grants are scored and ranked by an eight member Missouri Trail Advisory Board which represents diverse trail interest groups. The Recreational Trails Program encourages trail enthusiasts to work together to provide a wide variety of recreational trail opportunities.

The fiscal year 2015 Missouri grantees (approved fall 2015) are shown in the tables on the following pages.

For a grant application or to address questions regarding the Recreational Trails Program, call Missouri Department of Natural Resources' Missouri State Parks' Grants Management Section at (573) 751-3442.

Recreational Trails Program - FY2015 Grant Recipients

Grant #	Project Sponsor and Scope of Work	Project Cost	Grant Award
2015-01	Missouri State Parks Construct, Renovate and Maintain State Park trails and amenities. <i>State-wide</i>	\$458,630	\$366,904
2015-02	City of Grandview Construction of 0.04 miles of new 10-foot wide trail/bridge approaches and restoration and placement of Historic 40 Highway bridge over the Little Blue River. <i>Jackson</i>	\$522,500	\$200,000
2015-03	Forest Park Forever Renovation and maintenance of 2.16 miles of the Forest Park trail system. <i>St Louis City</i>	\$170,000	\$100,000
2015-04	Poplar Bluff R-I School District Construct 0.32 miles of hard surface trail. <i>Butler</i>	\$169,700	\$117,500
2015-05	Ozark Trail Association Maintenance volunteer labor for mowing and brush-hogging plus renovation to include rerouting 2 miles on the Berryman Trail. <i>Washington</i>	\$72,996	\$28,772
2015-06	Johnson County Renovation of a 2.5 mile trail. <i>Johnson</i>	\$345,000	\$200,000
2015-07	City of Kearney Construction of a 0.39 mile asphalt millings/chat trail with a 150 foot bridge across Clear Creek. <i>Clay</i>	\$606,760	\$200,000

Recreational Trails Program - FY2015 Grant Recipients

Grant #	Project Sponsor and Scope of Work	Project Cost	Grant Award
2015-08	City of St. Charles Public Works Department Renovation and construction of a trail beginning at the Katy Trail in Jean Baptist PD Park to HWY 370 underpass to Hwy 94. <i>St Charles</i>	\$321,203	\$200,000
2015-09	City of Cameron, Parks Department Construction of 0.46 miles of a new combination of hard surface ADA and woodchip diverse trails along City Reservoir Number 2 to include bridge with ADA deck, trailhead with ADA. <i>Dekalb</i>	\$273,533	\$191,180
2015-10	City of Moberly Renovation of 2.9 miles of the Rothwell Park trail. <i>Randolph</i>	\$51,562	\$38,353
2015-11	City of Kansas City, Public Works Department Renovate 0.05 mile of sections of the Harry Wiggins Trolley Track Trail between intersections 85th and Troost Ave. to Woodland Ave. <i>Jackson</i>	\$403,000	\$200,000
2015-12	Ozark Greenways Inc. Renovate 5.2 miles of trail surface and improve trailheads within the Frisco Highline Trail corridor. <i>Greene</i>	\$148,700	\$113,500
2015-13	Jefferson City Dept. of Parks, Recreation and Forestry Construct Phase II of a multi-phase plan to include 0.18 mile portion of the connector loop trail. <i>Cole</i>	\$502,260	\$200,000
Totals		\$4,045,844	\$2,156,209

Federal Lands Access Program

The Federal Lands Access Program is a subcomponent of the Federal Lands Highway Program, as authorized in FAST. The Federal Lands Access Program provides funds for projects on Federal Lands to access transportation facilities that are located adjacent to, or that provide access to Federal lands. Eligible activities include:

- Transportation planning, research, engineering, preventive maintenance, rehabilitation, restoration, construction and reconstruction of Federal lands access transportation facilities located on or adjacent to, or that provide access to, Federal land, and –
 - adjacent vehicular parking areas;
 - acquisition of necessary scenic easements and scenic or historic sites;
 - provisions for pedestrians and bicycles;
 - environmental mitigation in or adjacent to Federal land to improve public safety and reduce vehicle-caused wildlife mortality while maintaining habitat connectivity;
 - construction and reconstruction of roadside rest areas, including sanitary and water facilities; and
 - other appropriate public road facilities.
- Operations and maintenance of transit facilities
- Any transportation project eligible for assistance under Title 23 of the United States Code that is within or adjacent to, or that provides access to, Federal land.

Federal lands access transportation facilities include public highway, road, bridge, trail, or transit systems that are located on, adjacent to, or provide access to Federal lands for which title or maintenance responsibility belongs to a state, county, town, township, tribal, municipal or local government.

The Eastern Federal Lands Highways Division of the Federal Highway Administration administers the program in Missouri. The estimated annual allocation for Missouri is \$1.4 million.

The project lists for Fiscal Years 2013-2014 and 2015-2018 are available at:

<http://flh.fhwa.dot.gov/programs/flap/mo/>

Additional information about the Federal Lands Access Program may be found at:

<http://flh.fhwa.dot.gov/programs/flap/>.

Ferry Boat Federal Program

FAST provides capital funds for publicly-owned ferry boats of Mississippi County Port Authority, Ozark National Park Service, and St. Genevieve-Modoc, which operate in lieu of constructing a bridge or tunnel. Funds are distributed by formula based on the number of passengers, vehicles and total route miles. Funds can be used by the designated operator for activities such as construction of terminal facilities, ferry boat upgrades and docks. These funds cannot be used for routine maintenance, operating costs, other transportation purposes, nor by any other entity. Missouri receives approximately \$100,000 annually for this program.

Section 7 – Multimodal Operations

Multimodal Operations

The Multimodal Operations Division performs statewide planning, grant administration, and technical assistance, in the areas of aviation, railroads, transit, freight development and waterways. In addition, MoDOT has regulatory responsibility over railroads.

Fixing America's Surface Transportation (FAST) Act of 2015, FAA Modernization and Reform Act of 2012, and state revenue provide the proposed funding for this section. The FAST Act was signed into law on December 4, 2015. It funds highways, highway safety, transit, and rail improvements for the five-year period from 2016 through 2020. Changes in any fiscal year may occur depending on the availability of state, federal or local funds; federal or state laws and regulations; local goals and objectives; or unforeseen changes in planning variables. This section begins with an estimated financial summary for the next five state fiscal years.

Program descriptions are included within the appropriate modal area of responsibility. The Multimodal Anticipated Project List http://www.modot.org/plansandprojects/construction_program/STIP2017-2021/documents/2017-2021MultimodalOperationsAnticipatedProjectList.pdf contains projects that will be funded by the programs listed in this section. The programs listed support local projects that are locally matched, owned and operated. These projects are impacted by community priorities and budgets. Therefore the Multimodal Anticipated Project List will change as the dynamics around the community projects change. At a minimum the Multimodal Anticipated Project List will be updated quarterly.

This STIP does not include anticipated State General Revenue funds. The STIP will be amended with State General Revenue funds after the completion of the state budget cycle. However, potential projects funded by State General Revenue are included in the Multimodal Anticipated Project List.

Multimodal Operations

Estimated Financial Summary – FY 2017-2021

Table 7-1 Multimodal Estimated Financial Summary

		STATE FISCAL YEAR PROJECT BUDGETING					
		7/2016- 6/2017	7/2017- 6/2018	7/2018- 6/2019	7/2019- 6/2020	7/2020- 6/2021	Total
STAR Fund	State Cost	500,000	500,000	500,000	500,000	500,000	2,500,000
	Total	500,000	500,000	500,000	500,000	500,000	2,500,000
Aviation Program	Federal Cost	27,828,500	25,894,184	23,803,400	23,376,000	19,458,000	120,360,084
	State Cost	5,985,000	5,948,250	6,012,000	5,264,250	5,377,000	28,586,500
	Total	33,813,500	31,842,434	29,815,400	28,640,250	24,835,000	148,946,584
Railroad Program State Supported Passenger Rail Service	State Cost	0	0	0	0	0	0
	Total	0	0	0	0	0	0
Railroad Program Station Improvements	State Cost	25,000	25,000	25,000	25,000	25,000	125,000
	Total	25,000	25,000	25,000	25,000	25,000	125,000
Railroad Program Rail Crossing Safety Program	Federal Cost	7,901,400	6,115,000	4,980,000	2,480,000	0	21,476,400
	State Cost	924,600	735,000	720,000	200,000	0	2,579,600
	Total	8,826,000	6,850,000	5,700,000	2,680,000	0	24,056,000
Transit Program – FTA Section 5303 and 5305	Federal Cost	1,700,000	1,700,000	1,700,000	1,700,000	1,700,000	8,500,000
	Total	1,700,000	1,700,000	1,700,000	1,700,000	1,700,000	8,500,000
Transit Program – FTA Section 5304	Federal Cost	650,000	327,000	327,000	327,000	327,000	1,958,000
	Total	650,000	327,000	327,000	327,000	327,000	1,958,000
Transit Program – FTA Section 5307	Federal Cost	64,100,000	64,100,000	64,100,000	64,100,000	64,100,000	320,500,000
	Total	64,100,000	64,100,000	64,100,000	64,100,000	64,100,000	320,500,000
Transit Program – FTA Section 5309	Federal Cost	1,600,000	0	0	0	0	1,600,000
	Total	1,600,000	0	0	0	0	1,600,000
Transit Program – FTA Section 5310	Federal Cost	8,000,000	3,500,000	3,500,000	3,500,000	3,500,000	22,000,000
	Total	8,000,000	3,500,000	3,500,000	3,500,000	3,500,000	22,000,000

Table 7-1 Multimodal Estimated Financial Summary

		STATE FISCAL YEAR PROJECT BUDGETING					
		7/2016- 6/2017	7/2017- 6/2018	7/2018- 6/2019	7/2019- 6/2020	7/2020- 6/2021	Total
Transit Program – FTA Section 5311	Federal Cost	27,000,000	17,750,000	17,750,000	17,750,000	17,750,000	98,000,000
	Total	27,000,000	17,750,000	17,750,000	17,750,000	17,750,000	98,000,000
Transit Program – FTA Section 5311 (b)	Federal Cost	350,000	350,000	280,000	280,000	280,000	1,540,000
	Total	350,000	350,000	280,000	280,000	280,000	1,540,000
Transit Program – FTA Section 5316	Federal Cost	300,000	100,000	0	0	0	400,000
	Total	300,000	100,000	0	0	0	400,000
Transit Program – FTA Section 5317	Federal Cost	1,500,000	1,000,000	0	0	0	2,500,000
	Total	1,500,000	1,000,000	0	0	0	2,500,000
Transit Program – FTA Section 5329	Federal Cost	700,000	560,000	560,000	560,000	560,000	2,940,000
	State Cost	175,000	140,000	140,000	140,000	140,000	735,000
	Total	875,000	700,000	700,000	700,000	700,000	3,675,000
Transit Program – FTA Section 5339	Federal Cost	8,000,000	2,450,000	2,450,000	2,450,000	2,450,000	17,800,000
	Total	8,000,000	2,450,000	2,450,000	2,450,000	2,450,000	17,800,000
Transit Program MEHTAP	State Cost	2,468,607	2,468,607	2,468,607	2,468,607	2,468,607	12,343,035
	Total	2,468,607	2,468,607	2,468,607	2,468,607	2,468,607	12,343,035
Transit Program Missouri State Transit Assistance	State Cost	1,710,875	560,875	560,875	560,875	560,875	3,954,375
	Total	1,710,875	560,875	560,875	560,875	560,875	3,954,375
Waterways Program Port Administration	State Cost	600,000	600,000	600,000	600,000	600,000	3,000,000
	Total	600,000	600,000	600,000	600,000	600,000	3,000,000
Waterways Program Ferryboat Operating Assistance	State Cost	176,000	176,000	176,000	176,000	176,000	880,000
	Total	176,000	176,000	176,000	176,000	176,000	880,000
Waterways Program Port Capital Improvement	State Cost	0	0	0	0	0	0
	Total	0	0	0	0	0	0
Freight Enhancement Program	State Cost	1,000,000	1,000,000	1,000,000	1,000,000	1,000,000	5,000,000
	Total	1,000,000	1,000,000	1,000,000	1,000,000	1,000,000	5,000,000
TOTAL	Federal Cost	149,629,900	123,846,184	119,450,400	116,523,000	110,125,000	619,574,484
	State Cost	13,565,082	12,153,732	12,202,482	10,934,732	10,847,482	59,703,510
	Total	163,194,982	135,999,916	131,652,882	127,457,732	120,972,482	679,277,994

State Transportation Assistance Revolving Fund

In 1996, Senate Bill 780 established the State Transportation Assistance Revolving Fund, and an initial appropriation of \$2.5 million was made in 1997. Provisions are contained in state statute 226.191. The Missouri Highways and Transportation Commission administer the fund, which assists political subdivisions or not-for-profit organizations in the development of non-highway transportation facilities. This includes aviation, rail, water, freight or mass transit facilities. Funds cannot be used for operating expenses or for the construction or maintenance of state highways. The following are the specific eligibility requirements:

- The planning, acquisition, development and construction of facilities for transportation by air, water, rail, freight or mass transit;
- The purchase of vehicles for the transportation of elderly or handicapped persons; or
- The purchase of rolling stock for transit purposes.

Applications are received at any time; however, they are reviewed twice a year on March 1 and September 1. Loans are awarded based on the type of project, the benefit to the public, the financial viability and the local sponsor's willingness and ability to complete the project. Loan repayments and any interest earned go back into the fund for additional transportation projects. Since its inception, this program has been primarily used to help local public airports finance improvements not eligible for federal or state grant programs. This includes a number of T-hangar, terminal building and fuel facility projects. The program also assisted in financing a multimodal facility in St. Louis to bring together passenger rail, Metro Link and public transit modes.

Aviation

Grant Program Funding - Aviation grant programs assist eligible sponsors in the planning, purchase, construction, maintenance and improvement of airports.

Federal funding is appropriated by the U.S. Congress through the Federal Airport Improvement Program and provides up to 90 percent of eligible project costs. Missouri is one of ten states currently participating in the State Block Grant Program, under which MoDOT administers federal aviation funding to general aviation airports. The Federal Aviation Administration programs and administers federal funding to the airports with commercial passenger service over 10,000 annual passenger enplanements including Lambert-St. Louis International, Kansas City International, Springfield-Branson National, Columbia Regional, and Joplin Regional.

There is a significant amount of uncertainty associated with federal aviation funding. Notification of the amount to be received and the actual transfer of funds often do not occur until several months into the federal fiscal year. Also, the non-primary airport entitlement program can significantly impact funding available for MoDOT programming, but it is only implemented if Congress appropriates funding above a threshold level. There are currently 70 airports participating in this program. Eligible airports may receive federal funding of up to \$150,000 annually. MoDOT is basically a pass-through agency for the non-primary airport entitlement program. There are also opportunities for additional federal funding through discretionary grants. MoDOT staff aggressively pursues this additional funding whenever possible. Current federal authorization legislation for the Federal Aviation Administration and for the Airport Improvement Program, which includes all federal aviation funding, expires on July 15, 2016.

State funding comes from the State Aviation Trust Fund, which derives its revenue from a portion of the state sales tax on jet fuel and a 9-cent per gallon tax on aviation gasoline. On state/local projects, the state can provide up to 90 percent of eligible project costs. The state can also provide up to 50 percent of the local share on federally funded projects. Safety-related equipment and services do not require cost sharing.

Project Priorities - The primary sources for prioritizing airport projects are the FAA National Plan of Integrated Airport Systems and the MoDOT State Airport System Plan. The National Plan of Integrated Airport Systems establishes basic criteria for airports to be eligible for federal aviation funds. The State Airport System Plan is a working document updated regularly to reflect current activity levels and changes to airport facilities and air navigation aids.

Project applications are reviewed and funds are distributed based on an established priority system that considers items such as the number of based aircraft, activity levels and the type of project requested. Other factors considered are the political subdivision's willingness and ability to complete the project, commitment of local matching funds, prior maintenance and support of the airport, and aviation staff knowledge of airport needs.

MISSOURI STATEWIDE TRANSPORTATION PROGRAM FY 2017-2021
AVIATION PROGRAM

Table 7-2 Aviation Funding

District		7/2016- 6/2017	7/2017- 6/2018	7/2018- 6/2019	7/2019- 6/2020	7/2020- 6/2021
Northwest	Federal Cost	2,250,000	1,050,000	2,550,000	1,050,000	2,520,000
	State Cost	0	0	0	157,500	0
	Local Cost	250,000	116,667	283,333	134,167	280,000
	Total	2,500,000	1,166,667	2,833,333	1,341,667	2,800,000
Northeast	Federal Cost	2,923,500	1,050,000	1,580,400	1,050,000	3,750,000
	State Cost	711,000	486,000	0	558,000	0
	Local Cost	285,500	170,667	175,600	178,667	250,000
	Total	3,920,000	1,706,667	1,756,000	1,786,667	4,000,000
Kansas City	Federal Cost	13,692,000	7,135,500	5,550,000	1,350,000	1,050,000
	State Cost	915,000	791,250	50,000	1,360,000	0
	Local Cost	856,333	557,139	566,667	301,111	116,667
	Total	15,463,333	8,483,888	6,166,667	3,011,111	1,166,667
Central	Federal Cost	2,640,000	8,640,684	6,420,000	7,300,000	2,995,000
	State Cost	395,000	815,000	50,000	218,750	50,000
	Local Cost	381,667	1,095,076	630,000	735,417	321,667
	Total	3,416,667	10,550,760	7,100,000	8,254,167	3,366,667
St. Louis	Federal Cost	750,000	2,220,000	3,090,000	2,400,000	1,950,000
	State Cost	225,000	0	4,500,000	0	0
	Local Cost	108,333	246,667	843,333	266,667	216,667
	Total	1,083,333	2,466,667	8,433,333	2,666,667	2,166,667
Southwest	Federal Cost	1,650,000	1,650,000	1,650,000	3,300,000	1,650,000
	State Cost	681,500	344,000	20,000	1,308,000	3,935,000
	Local Cost	276,833	239,333	203,333	418,667	638,333
	Total	2,608,333	2,233,333	1,873,333	5,026,667	6,223,333
Southeast	Federal Cost	3,510,000	3,285,000	2,550,000	6,513,000	5,130,000
	State Cost	1,323,500	2,237,000	167,000	437,000	167,000
	Local Cost	518,500	595,000	283,333	753,667	570,000
	Total	5,352,000	6,117,000	3,000,333	7,703,667	5,867,000

**MISSOURI STATEWIDE TRANSPORTATION PROGRAM FY 2017-2021
AVIATION PROGRAM**

Table 7-2 Aviation Funding

District		7/2016- 6/2017	7/2017- 6/2018	7/2018- 6/2019	7/2019- 6/2020	7/2020- 6/2021
State Wide	Federal Cost	413,000	863,000	413,000	413,000	413,000
	State Cost	1,734,000	1,275,000	1,225,000	1,225,000	1,225,000
	Local Cost	177,111	120,556	120,556	120,556	120,556
	Total	2,324,111	2,258,556	1,758,556	1,758,556	1,758,556
TOTAL	Federal Cost	27,828,500	25,894,184	23,803,400	23,376,000	19,458,000
	State Cost	5,985,000	5,948,250	6,012,000	5,264,250	5,377,000
	Local Cost	2,854,278	3,141,104	3,106,156	2,908,917	2,513,889
	Total	36,667,778	34,983,538	32,921,556	31,549,167	27,348,889

Railroads

Missouri is located in the central corridors of the nation's railroad transportation system, with St. Louis and Kansas City being the second and third largest rail hubs in the nation, behind only Chicago, IL. Approximately 60 percent of the freight products entering Missouri, both raw materials and finished products, are moved into Missouri on the rail system. Missouri is the fourth-most rail intensive state by tonnage carried and 10th in total size. The rail system is also critical to the nation's passenger rail transportation and Missouri's passenger service between St. Louis and Kansas City.

The MoDOT Multimodal Division administers the state's railroad program. This program includes freight rail regulation, passenger rail, light rail safety regulation, highway/rail crossing safety, rail/highway construction, and railroad safety inspection and outreach.

Passenger Rail - Two round-trips per day are currently provided between St. Louis and Kansas City (*Missouri River Runner*), with stops in Kirkwood, Washington, Hermann, Jefferson City, Sedalia, Warrensburg, Lee's Summit and Independence. In FY 15, service was provided to more than 185,000 passengers. There is not a dedicated funding source for passenger rail. Passenger rail is subject to legislative general revenue appropriation each year.

The passenger rail route is owned and maintained by Union Pacific Railroad and two terminal railroads. MoDOT, Union Pacific Railroad, and Amtrak have focused recent attention on improving passenger train on-time performance through improved coordination, efficient dispatching, bottleneck removal and capacity enhancements.

Prior to the end of 2014 Missouri secured nearly \$50 million in Federal Railroad Administration funding to improve passenger rail services. These funds have leveraged nearly \$20 million in private investment. Projects funded target improvements in on-time performance and travel time reduction. Notable projects are a new Osage River Bridge, a universal crossover near Kirkwood, a third main line in St. Louis Terminal Railroad, a new approach to Merchant's Bridge, and the upgrade of 15 crossings. Projects are located along the state sponsored passenger rail line from St. Louis to Kansas City.

Railroads

Table 7-3 Passenger Rail Funding

Program		7/2016- 6/2017	7/2017- 6/2018	7/2018- 6/2019	7/2019- 6/2020	7/2020- 6/2021
Railroad Program State Supported Passenger Rail Service	State Cost	0	0	0	0	0
	Total	0	0	0	0	0
Railroad Program Station Improvements	State Cost	25,000	25,000	25,000	25,000	25,000
	Total	25,000	25,000	25,000	25,000	25,000

Highway/Rail Crossing Safety Program - There are approximately 3,800 public highway/rail crossings in Missouri. These crossings are evaluated and ranked annually according to a safety index which considers train traffic and speed, vehicle traffic and speed, crossing accident history, and sight distance. Each year, there are approximately \$6 million of FHWA Surface Transportation Program Safety Funds, and approximately \$1.4 million state funds from the state Grade Crossing Safety Account available to address safety issues at these crossings. The Grade Crossing Safety Account funds are created from a state motor vehicle licensing fee. On the average, highway/rail crossing projects cost \$250,000 - \$300,000, resulting in improvement to approximately 25 to 30 crossings per year. Project improvements typically include the installation of railroad crossing signal devices, and may vary in scope and completion dates depending on funding availability and programming restrictions each fiscal year. Project completion typically takes one year.

Railroads

Railroad Acronyms

AM	Arkansas and Missouri Railroad Company
BGKX	Belton-Grandview Railway
BJN	Burlington Junction Switching Railroad
BSR	Branson Scenic Railway
BNSF	BNSF Railway Company
CMR	Central Midland Railway Company
COLT	Columbia Terminal Railroad Company
CP	Canadian Pacific
KAW	Kaw River Railroad
KCS	Kansas City Southern Railway Company
KCT	Kansas City Terminal Railway Company
MRS	Manufacturers' Railway Company
MNA	Missouri & Northern Arkansas Railroad Company
NS	Norfolk Southern Railway Company
OVA	Ozark Valley Railroad
SLIM	St. Louis Iron Mountain Railroad
SE	SEMO Port Railroad, Inc.
TRRA	Terminal Railroad Association of St. Louis
UP	Union Pacific Railroad Company

MISSOURI STATEWIDE TRANSPORTATION PROGRAM FY 2017-2021 HIGHWAY/RAIL CROSSING SAFETY PROGRAM

Table 7-4 Highway/Rail Crossing Safety Program Funding

District		7/2016- 6/2017	7/2017- 6/2018	7/2018- 6/2019	7/2019- 6/2020	7/2020- 6/2021
Northwest	Federal Cost	1,260,000	180,000	675,000	0	0
	State Cost	140,000	20,000	75,000	0	0
	Local Cost	0	0	0	0	0
	Total	1,400,000	200,000	750,000	0	0
Northeast	Federal Cost	1,067,000	200,000	480,000	720,000	0
	State Cost	163,000	25,000	120,000	80,000	0
	Local Cost	0	0	0	0	0
	Total	1,230,000	225,000	600,000	800,000	0
Kansas City	Federal Cost	1,350,000	720,000	1,170,000	1,400,000	0
	State Cost	150,000	80,000	130,000	140,000	0
	Local Cost	0	0	0	0	0
	Total	1,500,000	800,000	1,300,000	1,540,000	0
Central	Federal Cost	675,000	0	480,000	0	0
	State Cost	75,000	0	120,000	0	0
	Local Cost	0	0	0	0	0
	Total	750,000	0	600,000	0	0
St. Louis	Federal Cost	270,000	760,000	0	0	0
	State Cost	30,000	140,000	0	0	0
	Local Cost	0	0	0	0	0
	Total	300,000	900,000	0	0	0
Southwest	Federal Cost	1,080,000	2,880,000	450,000	0	0
	State Cost	120,000	320,000	50,000	0	0
	Local Cost	0	00	0	0	0
	Total	1,200,000	3,200,000	500,000	0	0
Southeast	Federal Cost	1,769,400	900,000	1,125,000	0	0
	State Cost	196,600	100,000	125,000	0	0
	Local Cost	0	0	0	0	0
	Total	1,966,000	1,000,000	1,250,000	0	0

MISSOURI STATEWIDE TRANSPORTATION PROGRAM FY 2017-2021 HIGHWAY/RAIL CROSSING SAFETY PROGRAM

Table 7-4 Highway/Rail Crossing Safety Program Funding

District		7/2016- 6/2017	7/2017- 6/2018	7/2018- 6/2019	7/2019- 6/2020	7/2020- 6/2021
Statewide	Federal Cost	450,000	450,000	360,000	360,000	0
	State Cost	50,000	50,000	40,000	40,000	0
	Local Cost					0
	Total	500,000	500,000	400,000	400,000	0
TOTAL	Federal Cost	7,901,400	6,115,000	4,980,000	2,480,000	0
	State Cost	924,600	735,000	720,000	200,000	0
	Local Cost	0	0	0	0	0
	Total	8,826,000	6,850,000	5,700,000	2,680,000	0

Transit

Missouri public transit helps people of all ages, incomes and circumstances get around. Missouri's public transit agencies provide approximately 63 million one-way passenger trips each year. MoDOT offers financial and technical assistance to 35 public transit providers and more than 200 specialized transportation providers. Some form of public transit is available in all of the 114 counties of Missouri.

MoDOT Multimodal section administers State and Federal Transit Administration (FTA) funds to Missouri transit providers supporting them with planning, maintenance, operational and capital assistance.

Transit Metropolitan Planning Grants Section 5303 and Section 5305

Section 5303 and Section 5305 of Chapter 53, Title 49, U.S.C. Federal Transit Administration - The department administers Federal Transit Administration Section 5303 and Section 5305 planning grants for transit planning activities of the nine metropolitan planning areas of St. Louis, Kansas City, Springfield, Joplin, St. Joseph, Columbia, Cape Girardeau, Jefferson City and Northwest Arkansas.

Funds are distributed to metropolitan planning organizations based on a federal census population formula. There is no discretion in the initial distribution of funds, although funds must address identified transit planning activities in a Metropolitan Planning Organization's Unified Planning Work Program. Unused funds can be reallocated to any urbanized area as the department determines.

MoDOT combines their funds in a consolidated planning grant to MPO's with Federal Highway Administration planning funds to simplify grant administration. Only the Section 5303 and 5305 metropolitan transit planning funds are shown on this page.

		STATE FISCAL YEAR PROJECT BUDGETING				
		7/2016- 6/2017	7/2017- 6/2018	7/2018- 6/2019	7/2019- 6/2020	7/2020- 6/2021
Table 7-5 Section 5303 and 5305 Funding						
Section 5303 and 5305	Federal Asst	1,700,000	1,700,000	1,700,000	1,700,000	1,700,000
	Local Match	406,250	406,250	406,250	406,250	406,250
	TOTAL	2,131,250	2,131,250	2,131,250	2,131,250	2,131,250

Statewide Transit Planning Grants

Section 5304

Section 5304 of Chapter 53, Title 49, U.S.C. Federal Transit Administration - The department administers Federal Transit Administration statewide transit planning and other technical assistance activities grants that can be used for planning support, research, development and demonstration projects, fellowships for training in the public transportation field, university research and human resource development.

Federal Transit Administration distributes funds to the department based on the latest census information and the state's urbanized area as compared to the urbanized area of all states. However, a state must receive at least 0.5 percent of the amount annually apportioned. For these planning and technical assistance activities, the federal share is 80 percent, and the local non-federal share is 20 percent. This funding is used by the Department for statewide transit planning with an amount allocated to the state transit association for transit related technical assistance activities.

Table 7-6 Section 5304 Funding		STATE FISCAL YEAR PROJECT BUDGETING				
		7/2016- 6/2017	7/2017- 6/2018	7/2018- 6/2019	7/2019- 6/2020	7/2020- 6/2021
Section 5304	Federal Asst Non-Federal Match	650,000 162,500	327,000 81,750	327,000 81,750	327,000 81,750	327,000 81,750
	TOTAL	812,500	408,750	408,750	408,750	408,750

Urbanized Transit Systems Formula Grants

Federal Transit Administration

Section 5307

Section 5307 of Chapter 53, Title 49, U.S.C. Federal Transit Administration - Funds come to Missouri on the basis of a national formula that provides capital assistance and limited operating assistance to transit systems in urban areas over 200,000 population and both capital assistance and operating assistance to transit systems in small urbanized areas with populations between 50,000 – 200,000. The department allocates funds on behalf of the Governor for the small-urbanized areas of Columbia, Joplin, St. Joseph, Jefferson City, Cape Girardeau and Lee’s Summit based on the same formula. The Federal Transit Administration allocates funds directly to the St. Louis, Kansas City, and Springfield urbanized areas.

Table 7-7 Section 5307 Funding		7/2016- 6/2017	7/2017- 6/2018	7/2018- 6/2019	7/2019- 6/2020	7/2020- 6/2021
Section 5307 St. Louis	Federal Cost	35,200,000	35,200,000	35,200,000	35,200,000	35,200,000
	Local Cost	168,100,000	168,100,000	168,100,000	168,100,000	168,100,000
	Total	203,300,000	203,300,000	203,300,000	203,300,000	203,300,000
Section 5307 Kansas City	Federal Cost	16,800,000	16,800,000	16,800,000	16,800,000	16,800,000
	Local Cost	59,200,000	59,200,000	59,200,000	59,200,000	59,200,000
	Total	76,000,000	76,000,000	76,000,000	76,000,000	76,000,000
Section 5307 Springfield	Federal Cost	2,600,000	2,600,000	2,600,000	2,600,000	2,600,000
	Local Cost	5,650,000	5,650,000	5,650,000	5,650,000	5,650,000
	Total	8,250,000	8,250,000	8,250,000	8,250,000	8,250,000
Section 5307 Small Urbanized	Federal Cost	9,500,000	9,500,000	9,500,000	9,500,000	9,500,000
	Local Cost	9,900,000	9,900,000	9,900,000	9,900,000	9,900,000
	Total	19,400,000	19,400,000	19,400,000	19,400,000	19,400,000
Section 5307 TOTAL	Federal Cost	64,100,000	64,100,000	64,100,000	64,100,000	64,100,000
	Local Cost	242,850,000	242,850,000	242,850,000	242,850,000	242,850,000
	Total	306,950,000	306,950,000	306,950,000	306,950,000	306,950,000

Urbanized Transit Systems Formula Grants

Federal Transit Administration

Section 5307

Federal regulations on the use of capital funds for maintenance have been relaxed. Many traditional operating expenses such as major preventative maintenance are now eligible for capital funding. Amounts of Sec. 5307 funds for St. Louis and Cape Girardeau may include some formula funding for Illinois population and funding for Kansas City and St. Joseph for their Kansas populations.

Section 5316 Jobs Access and Reverse Commute (JARC) program was not reauthorized by Congress in MAP-21 nor was it included in FAST Act. However, these JARC activities are eligible for funding in either the Section 5307 or Section 5311 programs starting with FFY 2013 funds. This grant category funds up to 50 percent of the net cost to provide mobility services designed for new employees and low-income workers. This program will also fund up to 80 percent of capital costs for vehicles, equipment and facilities that support transit services providing mobility to new employees and low-income workers. Urbanized areas that participate in this activity list their respective transit projects in their MPO generated TIPs which are incorporated by reference into the Missouri STIP.

Discretionary Transit Capital Grants

Section 5309 – Bus and Bus Facilities

Section 5309 of Chapter 53, Title 49, U.S.C. Federal Transit Administration - Section 5309 through federal fiscal year 2012 was a national discretionary capital grant program funded from the Mass Transit Account of the Highway Trust Fund. It restricts funds to capital assistance for general public transportation systems and/or systems that provide community-wide assistance to all persons with disabilities. These funds are applicable statewide. Eligible recipients of Section 5309 assistance are public entities and not-for-profit organizations that provide general public transit services. Section 5309 assistance was a major source of funding transit capital projects throughout the state. Capital purchases are funded with 80 percent federal and 20 percent local funds.

Table 7-8 Section 5309 Funding		STATE FISCAL YEAR PROJECT BUDGETING				
		7/2016- 6/2017	7/2017- 6/2018	7/2018- 6/2019	7/2019- 6/2020	7/2020- 6/2021
Section 5309	Federal Asst	1,600,000	0	0	0	0
	Local Match	400,000	0	0	0	0
	TOTAL	2,000,000	0	0	0	0

From 1993 - 2010 (with the exceptions of 2002, 2006 and 2007), Missouri's Congressional delegation had been able to earmark appropriations of Section 5309 funds on a statewide basis to Missouri for buses and bus facilities. MoDOT administers funding from the statewide appropriation as well as funding specifically designated for rural transit providers. In 2007 and from 2011 through 2012, Congress relinquished this designation of project funding function to the USDOT and these discretionary projects have more recently been selected through a nationwide proposal submission process. The themes or initiatives that USDOT has undertaken with these funds include: Livability Grants, Sustainability Grants, the Transit Investments for Greenhouse Gas and Energy Reduction (TIGGER) Initiative, State of Good Repair Grants as well as Transportation Investment Generating Economic Recovery (TIGER) Grants.

Availability of local matching funds and sufficient funds to operate vehicles over their useful life must be demonstrated prior to award.

Enhanced Mobility of Seniors and Individuals with Disabilities Program Federal Transit Administration – Section 5310

Section 5310 of Chapter 53, Title 49, U.S.C. Federal Transit Administration - Section 5310 funds provide capital assistance and operating assistance for non-profit organizations as well as governmental entities that provide service to senior citizens and persons with disabilities. Beginning in federal fiscal year 2013, Congress consolidated into Section 5310 the activities of the former Section 5317 New Freedom Program through passage of the transportation authorization legislation. Section 5317, New Freedom projects are now eligible activities under Section 5310. Starting with federal fiscal year 2013, these funds are annually apportioned to each of the large urbanized areas (St. Louis, Kansas City and Springfield), apportioned separately on an aggregate basis to the small urbanized areas (between 50,000 – 199,999 population) and annually apportioned separately in aggregate to the non-urbanized / rural areas of the state. The department administers the funds apportioned to the non-urbanized /rural as well as small urbanized portions of Missouri. The department is also a co-recipient administrator of these funds in the St. Louis and Springfield urbanized areas. Projects to be funded by Section 5310 must be derived from a locally developed, coordinated public transit – human services transportation plan. The project budgeting for state fiscal year 2017 includes funding from the previous federal fiscal years 2014 through 2016.

Table 7-9 Section 5310 Funding		STATE FISCAL YEAR PROJECT BUDGETING				
		7/2016- 6/2017	7/2017- 6/2018	7/2018- 6/2019	7/2019- 6/2020	7/2020- 6/2021
Section 5310	MoDOT Administered Federal Funds	8,000,000	3,500,000	3,500,000	3,500,000	3,500,000
	Local Match	2,000,000	875,000	875,000	875,000	875,000
	TOTAL	10,000,000	4,375,000	4,375,000	4,375,000	4,375,000

Non-urbanized funds are programmed directly by the department on the basis of trips provided by the recipient organizations with extra weight given to medical, nutritional and other necessary trips. Replacement vehicles are given a priority over expansion vehicles. Financial capability to provide the local match and operate the vehicles and/or to deploy service based projects must be demonstrated.

Rural Transit Assistance Program

Federal Transit Administration Section 5311

Section 5311 of Chapter 53, Title 49, U.S.C. Federal Transit Administration - Section 5311 provides capital and operating assistance to public transportation systems in non-urbanized areas. A non-urbanized area is an area outside a city of 50,000 or more inhabitants and its densely settled fringe areas. Section 5311 projects include planning and technical studies, system design, capital acquisition, and assistance in defraying operating losses. Intercity over-the-road bus services are also eligible for funding.

Eligible recipients of Section 5311 assistance include public bodies, private not-for-profit corporations and operators of service that provide general public transportation services. Private for-profit providers of service are eligible through purchase of service agreements with a local public body for the provision of public transportation services. For-profit intercity carriers are also eligible.

Section 5311 project selection, priority is given to local public bodies because they meet the program's primary objective of offering general public service. Not-for-profit organizations are also allowed to participate in the program if they meet program criteria and have available local matching funds. Capital projects are funded 80 percent federal and 20 percent local. Operating assistance projects may receive up to 50 percent of their net loss from this program. As federally required, 15% of the Section 5311 funds are reserved to support intercity bus service. In the event that eligible applicants do not express an interest in supporting intercity bus service or, if the requests received are less than the reserved amount, then the funding reserved for intercity bus will be transferred to the rural public transit service. The Department may use up to 10% of its Section 5311 apportionment for program administration, planning and technical assistance, with no state match required. Ten percent of Section 5311 funds will be reserved at the discretion of the department to allow funding for emerging services. Forty percent of the remaining funds are allocated to non-urbanized city systems, with 60 percent going to county and regional operations. Changes in federal funds will be allocated proportionately to the 40% / 60% categories, then by population served by the applicant transit service organization within each category.

		STATE FISCAL YEAR PROJECT BUDGETING				
		7/2016- 6/2017	7/2017- 6/2018	7/2018- 6/2019	7/2019- 6/2020	7/2020- 6/2021
Table 7-10 Section 5311 Funding						
Section 5311	Federal Asst	27,000,000	17,750,000	17,750,000	17,750,000	17,750,000
	Passenger Revenue	262,000	262,000	262,000	262,000	262,000
	Local Govt Revenue	5,000,000	5,000,000	5,000,000	5,000,000	5,000,000
	TOTAL	32,262,000	23,012,000	23,012,000	23,012,000	23,012,000

MoDOT administers these Sec. 5311 federal funds for eligible transit program costs. State funds are 100 percent of the appropriation with 3 percent held in the governor's reserve. MoDOT does not receive local matching funds. Changes in individual contract amounts up to 10 percent may be made as circumstances warrant. In FFY 2013, Congress eliminated the former Section 5316 Job Access and Reverse Commute program, but made those activities in non-urbanized areas eligible for funding in the Section 5311 program.

Table 7-11 Section 5311 Grantees

Fiscal Year 2016 Grantees - Operating Assistance				
Section 5311 Grantees	MoDOT Dist	Federal (\$)	State (\$)	Total (\$)
Cape Girardeau County Transit Authority	SE	302,000	3,608	305,608
City of Bloomfield	SE	39,000	537	39,537
City of Carthage	SW	31,000	1,026	32,026
City of Clinton	SW	67,000	1,291	68,291
City of El Dorado Springs	SW	63,000	852	63,852
City of Excelsior Springs	KC	90,000	1,216	91,216
City of Houston	SW	66,000	819	66,819
City of Lamar	SW	48,000	1,136	49,136
City of Mt. Vernon	SW	70,000	910	70,910
City of Nevada	SW	38,000	1,222	39,222
City of New Madrid	SE	38,000	551	38,551
City of West Plains	SE	81,000	1,203	82,203
Dunklin County Transit Service, Inc.	SE	260,000	2,775	262,775
Franklin County Transportation Council, Inc.	SL	205,000	6,433	211,433
Licking Bridge Builders, Inc.	SE	50,000	419	50,419
Macon Area Chamber of Commerce	NE	38,000	559	38,559
Mississippi County Transit System	SE	145,000	1,664	146,664
OATS, Inc.	All	8,207,000	193,274	8,400,274
Ray County Transportation, Inc.	KC	310,000	4,223	314,223
Ripley County Transit, Inc.	SE	140,000	1,698	141,698
Scott County Transportation System	SE	140,000	1,514	141,514
SERVE, Inc.	CD	206,000	3,331	209,331
Southeast Missouri Transportation Service, Inc.	CD, SE	2,650,000	29,288	2,679,288
Stoddard County Transit Services, Inc.	SE	157,000	1,918	158,918
Section 5311(f) Grantees	MoDOT Dist	Federal (\$)	State (\$)	Total (\$)
Burlington Trailways	NE, SL	95,000	0	95,000
Greyhound	KC, CD, NE, SW, SE, SL	1,002,000	0	1,002,000
Jefferson Lines	NW, KC, SW	195,000	0	195,000
Southeast Missouri Transportation Service, Inc.	SE, SL	25,000	0	25,000
Totals		14,758,000	261,467	15,019,467

Rural Transit Assistance Program Section 5311 (b)

Section 5311 (b) of Chapter 53, Title 49, U.S.C. Federal Transit Administration - The department administers the Federal Transit Administration Section 5311 (b) Rural Transit Assistance Program for the development and implementation of training, technical assistance and other support services for use by local transit providers in non-urbanized areas. No matching funds are required.

Federal Transit Administration allocates Rural Transit Assistance Program funds to each state based on an administrative formula. Federal Transit Administration first allocates \$65,000 to each state, and then distributes the balance of the annual funding according to the non-urbanized population of each state.

Table 7-12 Section 5311 (b) Funding		STATE FISCAL YEAR PROJECT BUDGETING				
		7/2016- 6/2017	7/2017- 6/2018	7/2018- 6/2019	7/2019- 6/2020	7/2020- 6/2021
Section 5311 (b)	Federal Assistance	350,000	350,000	280,000	280,000	280,000
	TOTAL	350,000	350,000	280,000	280,000	280,000

Transit Jobs Access and Reverse Commute Grant Program

Section 5316

Section 5316 of Chapter 53, Title 49, U.S.C. - Federal Transit Administration - This program was not reauthorized by Congress in MAP-21 nor was it included in FAST Act. However, Section 5316 Jobs Access and Reverse Commute (JARC) activities are eligible for funding in either the Section 5307 or Section 5311 programs starting with FFY 2013 funds. The department administers Federal Transit Administration Section 5316 JARC program grants either earmarked to the state or designated to rural and small urban recipients prior to 2006 or appropriated to rural and small urbanized areas by formula in FFY 2006 through FFY 2012. This grant category funds up to 50 percent of the net cost to provide mobility services designed for new employees and low-income workers. This program will also fund up to 80 percent of capital costs for vehicles, equipment and facilities that support transit services providing mobility to new employees and low-income workers. This program will be removed from the STIP after the remaining fund balance is expended.

		STATE FISCAL YEAR PROJECT BUDGETING				
		7/2016- 6/2017	7/2017- 6/2018	7/2018- 6/2019	7/2019- 6/2020	7/2020- 6/2021
Table 7-13 Section 5316 Funding	Section 5316					
	Federal Asst	300,000	100,000	0	0	0
	Local Match	300,000	100,000	0	0	0
	TOTAL	600,000	200,000	0	0	0

New Freedom Transit Grant Program Section 5317

Section 5317 of Chapter 53, Title 49, U.S.C. - Federal Transit Administration - This program was not reauthorized by Congress in MAP-21 nor was it included in FAST Act. However, New Freedom activities are eligible for funding in the Section 5310 program starting with FFY 2013 funds. The department administers Federal Transit Administration Section 5317 New Freedom formula program grants in a program created by Congress in the federal transportation reauthorization legislation, SAFETEA-LU as appropriated for rural and small urbanized areas by formula. This grant category funds up to 50 percent of the net cost to provide new mobility services, primarily for persons with disabilities when those mobility services are beyond the requirements of the Americans with Disabilities Act (ADA). This program will also fund up to 80 percent of capital costs for vehicles, equipment and facilities that support new transit services, primarily for persons with disabilities, for services beyond the requirements of ADA, or facility accessibility improvements beyond the requirements of the ADA not otherwise incorporated in an existing or planned project. This program will be removed from the STIP after the remaining fund balance is expended.

Table 7-14 Section 5317 Funding		STATE FISCAL YEAR PROJECT BUDGETING				
		7/2016- 6/2017	7/2017- 6/2018	7/2018- 6/2019	7/2019- 6/2020	7/2020- 6/2021
Section 5317	Federal Asst	1,500,000	1,000,000	0	0	0
	Local Match	1,500,000	1,000,000	0	0	0
	TOTAL	3,000,000	2,000,000	0	0	0

State Safety Oversight Formula Grants Federal Transit Administration – Section 5329

Section 5329 of Chapter 53, Title 49, U.S.C. - Federal Transit Administration - The department administers Federal Transit Administration Section 5329 State Safety Oversight formula program grants. Each state with transit rail systems not regulated by the Federal Railroad Administration is required to establish a state safety oversight (SSO) program with the responsibility to oversee fixed guide way public transportation safety and enforce federal law for rail fixed guide way public transportation safety. These Section 5329 grants fund up to 80% of the cost to administer and operate the state safety oversight program. Grant matching funds may not be derived from the transit systems subject to the state safety oversight. Systems receiving assistance from this program are St. Louis Metrolink, the new Delmar Loop Trolley and the Kansas City Street Car.

Table 7-15 Section 5329 Funding		STATE FISCAL YEAR PROJECT BUDGETING				
		7/2016- 6/2017	7/2017- 6/2018	7/2018- 6/2019	7/2019- 6/2020	7/2020- 6/2021
Section 5329	Federal Asst	700,000	560,000	560,000	560,000	560,000
	State Match	175,000	140,000	140,000	140,000	140,000
	TOTAL	875,000	700,000	700,000	700,000	700,000

Bus and Bus Facilities Program Formula Grants Federal Transit Administration – Section 5339

Section 5339 of Chapter 53, Title 49, U.S.C. - Federal Transit Administration - The department administers Federal Transit Administration Section 5339 Bus and Bus Facilities formula program grants. This formula program replaces the discretionary Section 5309 program with respect to transit bus and transit bus related facility project funding. This grant category funds up to 80% of the cost to replace, rehabilitate and purchase buses and related equipment as well as construction of bus related facilities. These funds are annually apportioned to each of the large urbanized areas (St. Louis, Kansas City and Springfield), apportioned separately on an aggregate basis to the small urbanized areas (between 50,000 – 199,999 population) and annually apportioned separately in aggregate to the non-urbanized / rural areas of the state. The department administers the funds apportioned to the non-urbanized /rural as well as small urbanized portions of Missouri. For state fiscal year 2017, apportionments from previous federal fiscal years 2013 through 2016 are included.

Table 7-16 Section 5339 Funding		STATE FISCAL YEAR PROJECT BUDGETING				
		7/2016- 6/2017	7/2017- 6/2018	7/2018- 6/2019	7/2019- 6/2020	7/2020- 6/2021
Section 5339	MoDOT Administered Federal Funds	8,000,000	2,450,000	2,450,000	2,450,000	2,450,000
	Local Match	2,000,000	612,500	612,500	612,500	612,500
	TOTAL	10,000,000	3,062,500	3,062,500	3,062,500	3,062,500

Missouri Elderly and Handicapped Transportation Assistance Program

The Missouri Elderly and Handicapped Transportation Assistance Program (MEHTAP) is a state funded program and provides these state funds to approximately 200 non-profit organizations statewide who offer transportation services to the senior citizens and persons with disabilities at below-cost rates. These programs are divided among grantees taking into account ridership, costs and alternative services available (208.250 RSMo). Trips weighted by type (medical, essential services, recreation) determine total ridership. Costs are estimated by total vehicle miles operated by each recipient. Weighted trips and vehicle miles are given equal weights in computing a preliminary formula-based distribution of funds.

The preliminary formula-based distribution is adjusted for alternative services available, local resources and special client needs. Some discretion is exercised to adjust for inequities stemming from longevity in the program. MEHTAP funding is allocated by the Department in accordance with 208.250 – 208.265, RSMo and state regulation 7 CSR 10-7.010, based on the following criteria: need for service, trip purpose, cost effectiveness, and cost and availability of alternative service.

Each year, project funding is contingent upon receipt of applications from eligible providers and an appropriation from the state legislature. Federal, local and private matching funds of over \$35,000,000 do not flow through MoDOT.

		STATE FISCAL YEAR PROJECT BUDGETING				
		7/2016- 6/2017	7/2017- 6/2018	7/2018- 6/2019	7/2019- 6/2020	7/2020- 6/2021
Table 7-17 Section MEHTAP Funding	State Funds	2,468,607	2,468,607	2,468,607	2,468,607	2,468,607
	Non-State (other) funds	35,700,000	35,700,000	35,700,000	35,700,000	35,700,000
	TOTAL	38,168,607	38,168,607	38,168,607	38,168,607	38,168,607

Missouri State Transit Assistance Program

The Missouri State Transit Assistance Program is a state funded program that provides state funds to 32 public transportation service providers to defray the operating and capital cost incurred by public transportation service providers. State Transit Assistance funding is allocated by the Department in accordance with 226.195, RSMo and state regulation 7 CSR 10-7.030. The distribution of funds to public transportation service providers shall be determined by evaluating factors including but not limited to population, ridership, cost and efficiency of program, availability of alternative transportation and local support.

Each year, project funding is contingent upon the total number of grant applications received as well as any new qualified applicants that might enter the program for the first time in fiscal year 2017.

		STATE FISCAL YEAR PROJECT BUDGETING				
		7/2016- 6/2017	7/2017- 6/2018	7/2018- 6/2019	7/2019- 6/2020	7/2020- 6/2021
Table 7-18 State Transit Assistance Funding						
State Transit Assistance	State Funds	1,710,875	560,875	560,875	560,875	560,875
	Non-State (other) funds	312,253,000	312,253,000	312,253,000	312,253,000	312,253,000
	TOTAL	313,963,875	312,813,875	312,813,875	312,813,875	312,813,875

Waterways

Missouri is fortunate to have over 1,000 miles of navigable waterways on the Mississippi and Missouri rivers, which provide tremendous opportunities for waterborne commerce. In 2014, approximately 4 million tons of material was handled through Missouri's public port authorities. Barge transport provides a safe and environmentally friendly way to transport large amounts of material at a lower cost compared to other modes. One barge can hold the equivalent of 13 railcars or 58 trucks. The Missouri General Assembly appropriates funding for waterway programs from general revenue and/or the State Transportation Fund. Waterway projects are identified on the Multimodal Anticipated Program list. Projects on this list will be implemented when funds are appropriated through the legislative and gubernatorial budget processes.

Port Authority Administrative Grants - Ports apply for the administrative grants annually. The administrative grants are used to reimburse public port authorities for administrative costs, such as salaries, benefits, travel, office expenses and utilities. These grants do not require a match. The administrative grants were established to assist public port authorities as they establish their economic base (i.e. "keep the lights on"). New implementation language was added to allow funds to be used for either administrative expenses or capital projects. This program has received an appropriation for FY 2015 and 2016 of \$400,000, and \$600,000 was requested in FY 2017. The program currently provides assistance to the following port authorities:

Howard/Cooper County Regional	Jefferson County	Kansas City
Lewis County	Mid-America Port Commission	Mississippi County
New Bourbon Regional	New Madrid County	Pemiscot County
Pike/Lincoln Regional	St. Joseph Regional	St. Louis County
St. Louis City	Southeast Missouri Regional	

Table 7-19 Port Authority Administrative Grants

Program		7/2016- 6/2017	7/2017- 6/2018	7/2018- 6/2019	7/2019- 6/2020	7/2020- 6/2021
Waterways Program	State Cost	600,000	600,000	600,000	600,000	600,000
Port Administration	Total	600,000	600,000	600,000	600,000	600,000

Waterways

Ferry Boat Operating Assistance - The State of Missouri currently subsidizes two public ferry boat operations in Ste. Genevieve and Mississippi Counties. These ferry services provide a link for passengers and freight moving from Missouri to Illinois or Kentucky, respectively, at substantially less expense than constructing a Mississippi River bridge crossing in the area. Each ferry charges a toll that was supplemented annually by \$88,000 to support each ferryboat operation from FY 2010 through FY 2016. During this same time the ferry services transported on average 54,000 passengers and 23,000 vehicles per year. The State of Kentucky matches dollar for dollar support for the Mississippi County ferry service.

Table 7-20 Ferry Boat Operating Funding

Program		7/2016- 6/2017	7/2017- 6/2018	7/2018- 6/2019	7/2019- 6/2020	7/2020- 6/2021
Waterways Program Ferryboat Operating Assistance	State Cost	176,000	176,000	176,000	176,000	176,000
	Total	176,000	176,000	176,000	176,000	176,000

Port Capital Improvement Program - Capital improvement funds assist ports with capital expenditures, such as dock construction, mooring dolphins, access improvements, utility extensions, and general site development. Grants require a 20 percent local match and are subject to audit. The amount of funds available for the Capital Improvement Program (CIP) can vary greatly from year to year, and it is difficult to predict funding in future years. The legislature did not appropriate Capital Improvement Funds for the ports in FY 2010-2012. In FY 2013 the program received \$250,000 from General Revenue, and in FY 2014, the program received \$3 million. The governor withheld the appropriated funds in each of those years until later in the fiscal year. In FY 2015, \$3 million was appropriated by the legislature but was again withheld by the governor until April 2015. In FY 2016, the legislature appropriated \$6 million for the CIP. The Missouri Port Authority Association and MoDOT cooperatively complete an annual assessment and prioritization of port infrastructure needs, most recently detailing more than \$175 million in critical/immediate port capital improvement needs. Should additional capital funds be appropriated, funds will be awarded based on this collaboratively developed list.

Table 7-21 Port Capital Improvement Funding

Program		7/2016- 6/2017	7/2017- 6/2018	7/2018- 6/2019	7/2019- 6/2020	7/2020- 6/2021
Waterways Program Port Capital Improvement Program	State Cost	0	0	0	0	0
	Non-state (other) funds					
	Total	0	0	0	0	0

Freight

Freight Enhancement Program - The objective of the newly developed Freight Enhancement Program is to focus on improving and maintaining the high priority freight assets and corridors that are critical to the movement of freight into, out of, within, and through the state. This process is based on partnerships with freight stakeholders and public officials to identify the greatest freight movement needs and remove barriers to efficient movement of goods through capital improvements to the system. In FY 2014, this program received \$850,000 from the State Transportation Fund, \$650,000 in FY 2015, and \$850,000 in FY2016. After an annual application solicitation, review, and selection process the projects are identified on the Multimodal Operations Anticipated Project List. Should additional capital funds be appropriated, funds will be awarded based on this process.

Freight is the economy in motion. As freight efficiency increases in a state, the total economy of the state increases. Businesses receive raw materials at less cost and therefore their finished products are more competitive on the domestic and global market. Lower freight transportation costs decrease prices at the store providing financial savings for Missouri consumers. Lower transportation cost attracts new businesses and allows reinvestment and expansion of current businesses.

Freight movement depends upon the connectivity, safety, reliability, and condition of the transportation system. Missouri's central location within 600 miles of 50% of all US households is a natural advantage to attract freight industry. Missouri's transportation assets in rail, water, interstate highways, and airports combined with Missouri's strategic location provides great opportunity to become the freight center of the nation.

Table 7-22 Freight Enhancement Funding

Program		7/2016- 6/2017	7/2017- 6/2018	7/2018- 6/2019	7/2019- 6/2020	7/2020- 6/2021
Freight Enhancement Program	State Cost	1,000,000	1,000,000	1,000,000	1,000,000	1,000,000
	Non-State (other) funds	250,000	250,000	250,000	250,000	250,000
	Total	1,250,000	1,250,000	1,250,000	1,250,000	1,250,000

Section 8 – Certification and Federal-Aid Project Oversight

Certification

MoDOT certifies that the transportation planning process is being carried out in accordance with the following requirements in 23 CFR 450.218(a).

1. 23 U.S.C. 134 and 135, 49 U.S.C. 5303 and 5304, and this part;
2. Title VI of the Civil Rights Act of 1964, as amended (42 U.S.C. 2000d-1) and 49 CFR part 21;
3. 49 U.S.C. 5332, prohibiting discrimination on the basis of race, color, creed, national origin, sex, or age in employment or business opportunity;
4. Section 1101 (b) of the 2005 Safe, Accountable, Flexible, Efficient Transportation Equity Act: A Legacy for Users (SAFETEA-LU Pub. L. 109-59) and 49 CFR part 26 regarding the involvement of disadvantaged business enterprises in USDOT funded projects;
5. 23 CFR part 230 regarding implementation of an equal opportunity program on Federal and Federal-aid highway construction contracts;
6. The provisions of the Americans with Disabilities Act of 1990 (42 U.S.C. 12101 *et seq.*) and 49 CFR parts 27, 37, and 38;
7. In non-attainment and maintenance areas, sections 174 and 176 (c) and (d) of the 1990 Clean Air Act, as amended (42 U.S.C. 7504, 7506 (c) and (d)) and 40 CFR part 93;
8. The Older Americans Act, as amended (42 U.S.C. 6101), prohibiting discrimination on the basis of age in programs or activities receiving Federal financial assistance;
9. 23 U.S.C. 324 regarding the prohibition of discrimination based on gender; and
10. Section 504 of the Rehabilitation Act of 1973 (29 U.S.C. 794) and 49 CFR part 27 regarding discrimination against individuals with disabilities.

In addition to the above specifically stated requirements, 23 CFR 450.216 describes a number of requirements that MoDOT ensures are met with submission of the Statewide Transportation Improvement Program, or STIP. These requirements are as follows.

1. Public involvement was provided for in the STIP development as required by 23 CFR 450.210(a).
2. The metropolitan planning area Transportation Improvement Programs are included by reference, without modification, in the STIP and have been approved by the Governor of Missouri.
3. In non-attainment and maintenance areas, the STIP contains only transportation projects found to conform, or from programs that conform, to the air quality requirements.

4. The STIP contains only transportation projects consistent with the long-range statewide plan.
5. The STIP is financially constrained by year as required.
6. The STIP includes a descriptive list of priority transportation projects to be carried out in the first four years.
7. The STIP contains all capital and non-capital transportation projects or identified phases of transportation projects requiring action by FHWA or FTA.
8. The STIP contains all regionally significant projects requiring action by the FHWA and FTA.
9. The STIP was developed in consultation with local officials with responsibility for transportation and with Indian Tribal governments.

Federal-Aid Project Oversight Agreement

Background and Purpose

The Intermodal Surface Transportation Efficiency Act (ISTEA) of 1991, the Transportation Equity Act for the 21st Century (TEA-21) of 1998, the Safe, Accountable, Flexible, Efficient Transportation Act: A Legacy for Users (SAFETEA-LU) of 2005, the Moving Ahead for Progress in the 21st Century Act of 2012 (MAP-21) and the Fixing America's Surface Transportation (FAST) Act of 2015 allow States to assume certain responsibilities for the Federal Highway Administration in some National Environmental Policy Act approvals and in the design, construction, award and inspection of certain Federal-aid projects.

Section 106 of Title 23, Project Approval and Oversight, requires an agreement between the Secretary of Transportation and the State relating to the extent to which the State assumes nearly all FHWA responsibilities for projects under Title 23 for project development (plans, specifications, and estimates), contract awards, and inspections/final acceptance of Federal-aid highway projects. The FHWA Missouri Division and MoDOT updated the FHWA/MoDOT Stewardship and Oversight Agreement on April 15, 2015. The agreement outlines the basic oversight responsibilities and roles of the two agencies in administering the Federal-aid Program in Missouri. The following is a summation regarding oversight responsibilities.

Project Oversight Responsibilities

Project Oversight Responsibilities can be identified through FHWA's Risk-Based Stewardship and Oversight model. Risk-Based Project Stewardship and Oversight has three main components: 1) data-driven compliance assurance, i.e., the Compliance Assessment Program (CAP), 2) risk-based stewardship and oversight of Projects of Division Interest (PoDI) and 3) Projects of Corporate Interest (PoCI).

Compliance Assessment Program (CAP) – The purpose of the CAP is to provide reasonable assurance, at both the national and local level, that Federal-aid highway design and construction projects are in compliance with key federal requirements. This is accomplished through FHWA compliance reviews in the areas of Civil Rights, Contract Administration, Emergency Relief, Environment, Finance, Material Quality, Planning, Realty, and Work Zones. FHWA reviews will be coordinated with appropriate MoDOT staff, as necessary. Unless a CAP project is identified as a PoDI, MoDOT will assume oversight responsibility for all CAP projects.

Projects of Division Interest (PoDI) - FHWA's level of involvement (oversight) on PoDI's will vary by project, dependent upon identified risk elements specific to the individual projects. FHWA involvement on PoDI's will be developed based upon project specifics such as project complexity, cost, scope of work to be constructed, environmental constraints or commitments, impacts to traffic, additions or modification to interstate access, etc. On low risk projects, such as those of low complexity or with minimal traffic impacts, FHWA involvement may be limited to elements developed during preliminary design stages, while complex projects may require involvement throughout the design phase up to, and including, review and approval of the final Plans, Specifications, and Estimates. Construction risk will be assessed in much the same manner. Projects of low complexity or with minimal traffic impacts, may require a lesser level of FHWA involvement during construction, while complex projects may require involvement in all facets of the construction. FHWA involvement during both design and construction will be developed in coordination with MoDOT. A PoDI can be any project with Federal-aid whether administered by MoDOT or a Local Public Agency. MoDOT assumes oversight responsibility for all non-PoDI projects.

Projects of Corporate Interest (PoCI) – PoCI are a subset of PoDI that are so significant at a corporate level that FHWA assesses stewardship and oversight resource needs at a higher level. FHWA involvement on PoCI's may vary, depending on identified risks specific to the individual project. FHWA involvement during both design and construction will be developed in coordination with MoDOT.

Identification of CAP, PoDI, and PoCI Projects

CAP – Around April of each year, the project population for each FHWA Division Office will be randomly identified by FHWA HQ's Program Management Improvement Team and will include all Federal-aid projects authorized for construction or advance construction within the last 12 months.

PoDI – PoDI's are identified collaboratively by MoDOT and FHWA and have an elevated level of risk (threat or opportunity) to the agency's successful delivery of the federal highway program. In addition to regular amendments of MoDOT's Statewide

Transportation Improvement Program (STIP), MoDOT and the FHWA will conduct an annual review of the MoDOT STIP to identify the projects that will be administered as PoDI by the FHWA. CAP projects are eligible to be identified as PoDI.

PoCI – FHWA’s Missouri Division will identify potential PoCI. The list of potential PoCI will be vetted by FHWA’s leadership to identify the final list of PoCI.

Obligation of Funds

MoDOT will not submit requests for obligation of funds on any federal-aid construction project until the National Environmental Policy Act approval process has been completed, right of way clearance has been approved, and the projects for which federal funds are being requested are listed in the MoDOT Statewide Transportation Improvement Program.

Other Oversight Agreement Provisions

This agreement is made with the following understandings.

- MoDOT will administer all projects previously authorized prior to the effective date of this agreement under Certification Acceptance as though the projects were authorized under the provisions of this agreement.
- All non-Title 23 U.S.C. requirements will continue to be subject to the Federal Highway Administration project review, oversight, and approval.
- All projects on the National Highway System (interstate and non-interstate) will conform to MoDOT adopted design and construction standards as approved by the Federal Highway Administration. Amendments or revisions to these standards are subject to the Federal Highway Administration’s review and approval.
- All non-National Highway System projects shall be designed, constructed, operated and maintained in accordance with state laws; regulations; directives; and safety, design and construction standards.
- Federal Highway Administration will complete a final inspection and final acceptance on the Federal Highway Administration full-oversight projects. MoDOT assumes this responsibility for all other projects. MoDOT will take action to close projects in a timely manner.

- This agreement does not preclude the Federal Highway Administration from observing a federal-aid highway project under MoDOT responsibility, including those under a local public agency agreement, should the project contain unique features, if unusual circumstances arise, or should such projects be party to inclusion in joint agency MoDOT Quality Assurance Reviews or Federal Highway Administration Process Review and Evaluations.
- Federal Highway Administration and MoDOT enter into this agreement to conduct project oversight activities in accordance with the above stipulated agreement provisions. The effectiveness of these oversight responsibilities will be evaluated periodically and adjustments made upon mutual agreement.

Certification

It is hereby certified that MoDOT will follow all federal and state laws, regulations and directives for the design, construction, operation and maintenance of all federal-aid projects.

Section 9 – Transportation Improvement Programs (TIPS)

Missouri Metropolitan Planning Organizations (MPO) Transportation Improvement Programs (TIP)

The following TIPs, without modification, are incorporated into the STIP by reference:

Cape Girardeau, Missouri

Metropolitan Area

MPO: Southeast Metropolitan Planning Organization

MPO Approval: 02/17/2016

Governor Approval: 03/11/2016

FHWA and FTA Approval: 03/17/2016

TIP Fiscal Years: FY 2016-2019

Jefferson City, Missouri

Metropolitan Area

MPO: Capital Area Metropolitan Planning Organization

MPO Approval: 05/20/2015

Governor Approval: 06/30/2015

FHWA and FTA Approval: 7/2/2015

TIP Fiscal Years: FY 2016-2019

Springfield, Missouri

Metropolitan Area

MPO: Ozarks Transportation Organization

MPO Approval: 08/18/2016

Governor Approval: TBD

FHWA and FTA Approval: TBD

TIP Fiscal Years: FY 2016-2019

Columbia, Missouri

Metropolitan Area

MPO: Columbia Area Transportation Study Organization

MPO Approval: 08/27/2015

Governor Approval: 09/21/2015

FHWA and FTA Approval: 09/23/2015

TIP Fiscal Years: FY 2016-2019

Joplin, Missouri

Metropolitan Area

MPO: Joplin Area Transportation Study Organization

MPO Approval: 04/21/2016

Governor Approval: TBD

FHWA and FTA Approval: TBD

TIP Fiscal Years: FY 2016-2019

St. Joseph, Missouri/Kansas

Metropolitan Area

MPO: St. Joseph Area Transportation Study Organization

MPO Approval: 06/11/2015

Governor Approval: 06/30/2015

FHWA and FTA Approval: 07/02/2015

TIP Fiscal Years: FY 2016-2019

Fayetteville-Springdale-Rogers AR-MO

Metropolitan Area

MPO: Northwest Arkansas Regional Planning Commission

MPO Approval: 03/23/2016

Governor Approval: TBD

FHWA and FTA Approval: TBD

TIP Fiscal Years: FY 2016-2020

Kansas City, Missouri/Kansas

Metropolitan Area

MPO: Mid-America Regional Council

MPO Approval: 10/27/2015

Governor Approval: 12/22/2015

FHWA and FTA Approval: 12/23/2015

TIP Fiscal Years: FY 2016-2020

St. Louis, Missouri/Illinois

Metropolitan Area

MPO: East-West Gateway Council of Governments

MPO Approval: 07/29/2015

Governor Approval: 08/27/2015

FHWA and FTA Approval: 08/31/2015

TIP Fiscal Years: FY 2016-2019

NOTES:

(1) New TIPs are incorporated into the STIP as approved by FHWA/FTA.

(2) Copies of Metropolitan Area TIPs can be obtained from the respective MPOs or MoDOT.

**Missouri Metropolitan Planning Organizations (MPO)
Key Officials Address List**

Metropolitan Area	MPO Designation	Key Official, Name, Address
Cape Girardeau	Southeast Metropolitan Planning Organization	Ms. Molly Hood Executive Director 401 Independence Cape Girardeau, MO 63703 Tel: 573-339-6327 Fax: 573-339-6303
Columbia	Columbia Area Transportation Study Organization	Mr. Tim Teddy Dir. of Planning & Development City of Columbia 701 East Broadway, City Building P.O. Box 6015 Columbia, MO 65205-6015 Tel.: 573-874-7239 Fax: 573-874-7546
Fayetteville-Springdale-Rogers AR-MO	Northwest Arkansas Regional Planning Commission	Mr. Jeff Hawkins Executive Director 1311 Clayton Street Springdale, AR 72762 Tel.: 479-751-7125 Fax: 479-751-7150
Jefferson City	Capital Area Metropolitan Planning Organization	Ms. Janice McMillan Director of Planning & Protective Services City of Jefferson 320 East McCarty St. Jefferson City, MO 65101-3198 Tel.: 573-634-6410 Fax: 573-634-6457

Metropolitan Area	MPO Designation	Key Official, Name, Address
Joplin	Joplin Area Transportation Study Organization	Mr. Troy Bolander Planning & Community Development Manager City of Joplin 602 South Main Street Joplin, MO 64801-2316 Tel.: 417-624-0820 ext 510 Fax: 417-625-4738
Kansas City	Mid-America Regional Council	Mr. David A. Warm Executive Director Mid-America Regional Council 600 Broadway, Suite 200 Kansas City, MO 64105-1659 Tel.: 816-474-4240 Fax: 816-421-7758
St. Joseph	St. Joseph Area Transportation Study Organization	Mr. Andy Clements Asst. Director of Public Works & Transportation City of St. Joseph City Hall 1100 Frederick Ave. St. Joseph, MO 64501-2377 Tel.: 816-271-4653 Fax: 816-271-5355
St. Louis	East-West Gateway Council of Governments	Mr. Jim Wild Executive Director East-West Gateway Council of Governments One Memorial Dr., Suite 1600 St. Louis, MO 63102-2451 Tel.: 314-421-4220 Fax: 314-231-6120
Springfield	Ozarks Transportation Organization	Ms. Sara Fields Executive Director Ozarks Transportation Organization 2208 W. Chesterfield Blvd., Suite 101 Springfield, MO 65807 Tel.: 417-865-3042 Fax: 417-862-6013