



# MoDOT PERFORMANCE HIGHLIGHTS

## SAFETY


4.81%   
**FEWER**  
 ROADWAY FATALITIES  
 THAN LAST YEAR




2%   
**MORE**  
 EMPLOYEE-RECORDABLE  
 INCIDENTS

 **89%**  
 SEAT BELT USE  
 IN 2025

## SERVICE

 **83%**  
 CUSTOMERS  
 SATISFIED  
 WITH MODOT  
**CUSTOMER  
 SERVICE**


 **0.43%**  
 INCREASE IN  
 SOCIAL MEDIA  
 FOLLOWERS

 RUSH  
 HOUR  
 TRAVEL TIMES  
 KC:  -0.3%  
 SL:  -3.2%

 **94%**  
 PROJECTS  
 COMPLETED  
**ON TIME**

## STABILITY

 **15.5%**  
 EMPLOYEE  
 TURNOVER  
 PROJECTED FOR FY26

 **88.9%**  
 MAJOR  
 HIGHWAYS  
**IN GOOD  
 CONDITION**

**752**   
 BRIDGES  
 IN POOR  
 CONDITION