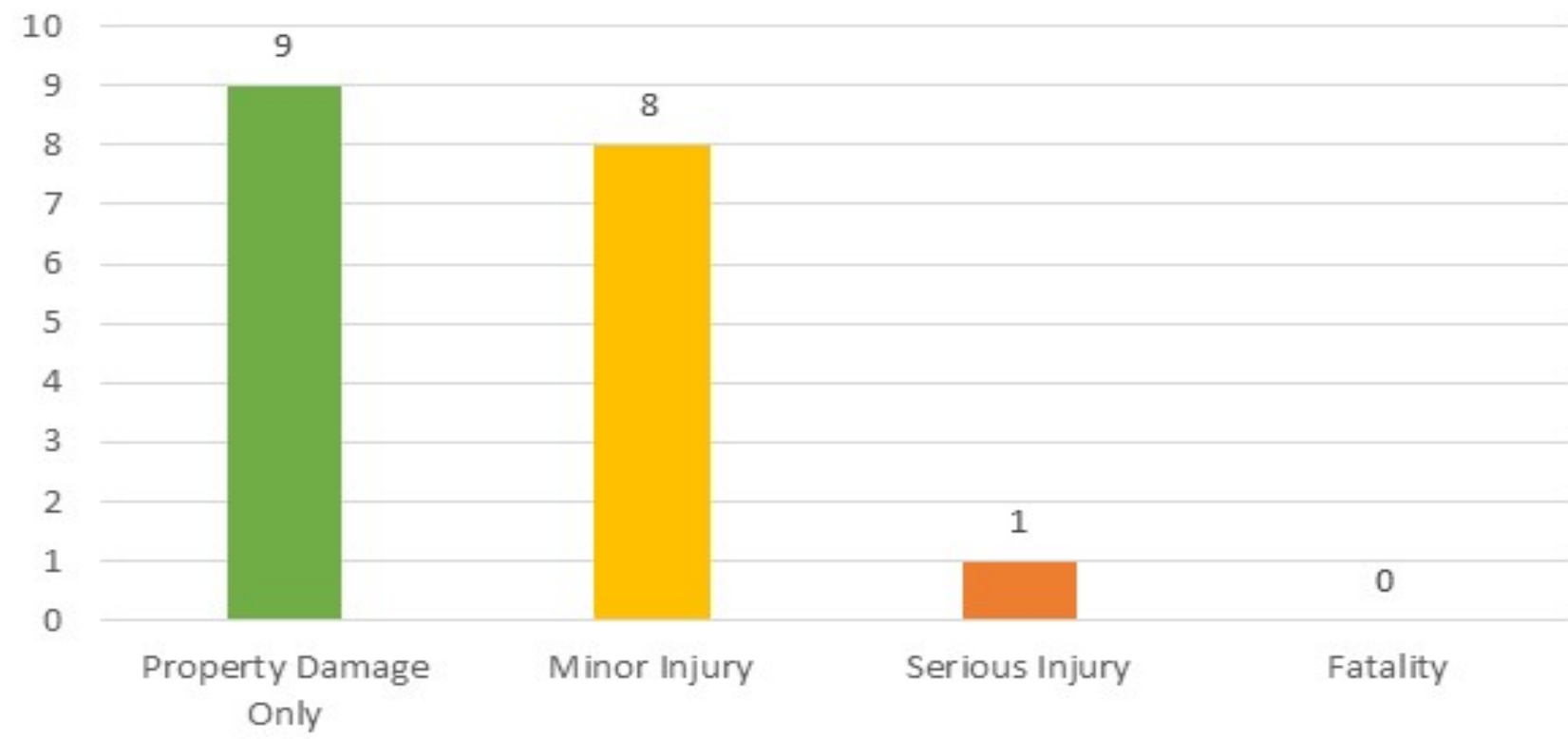
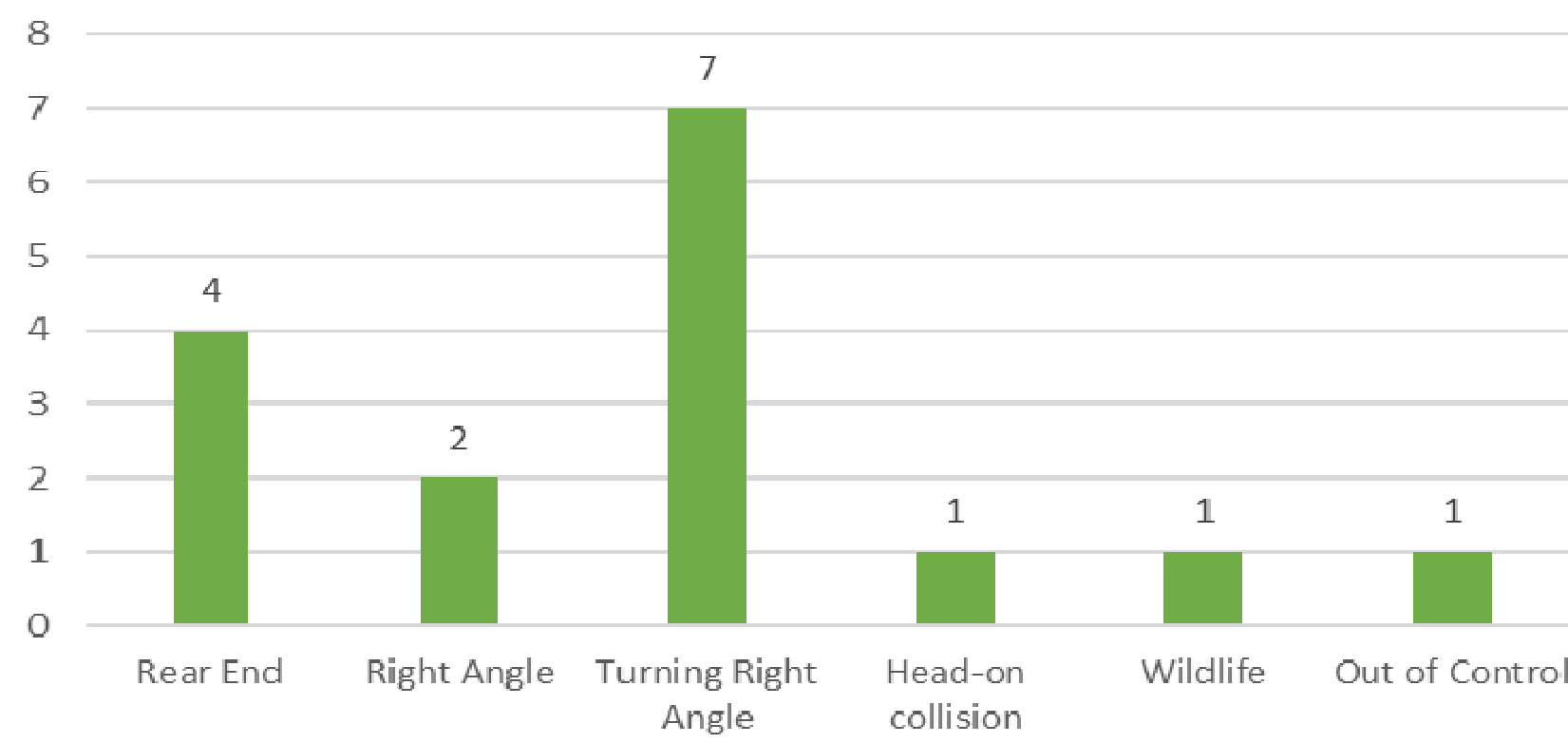
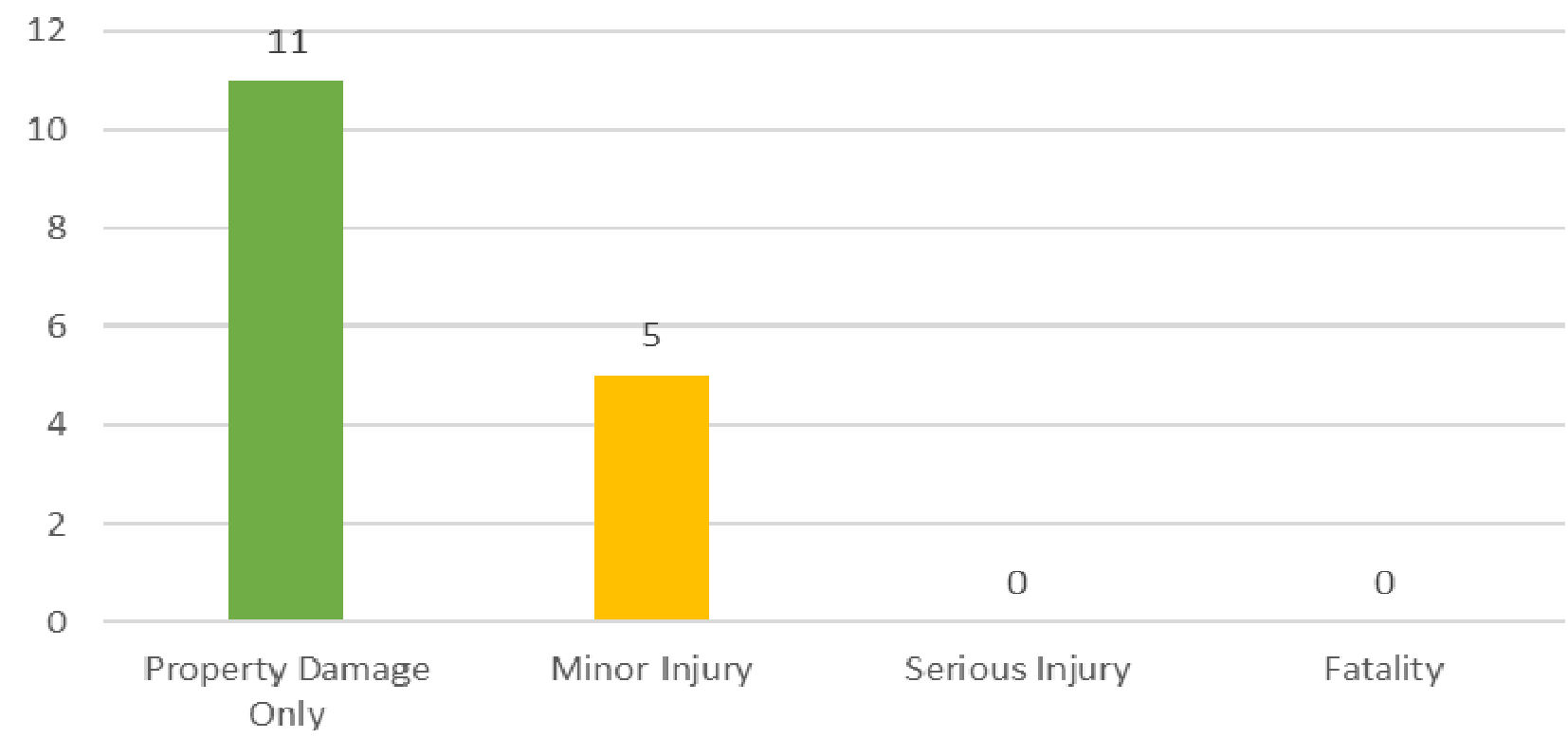
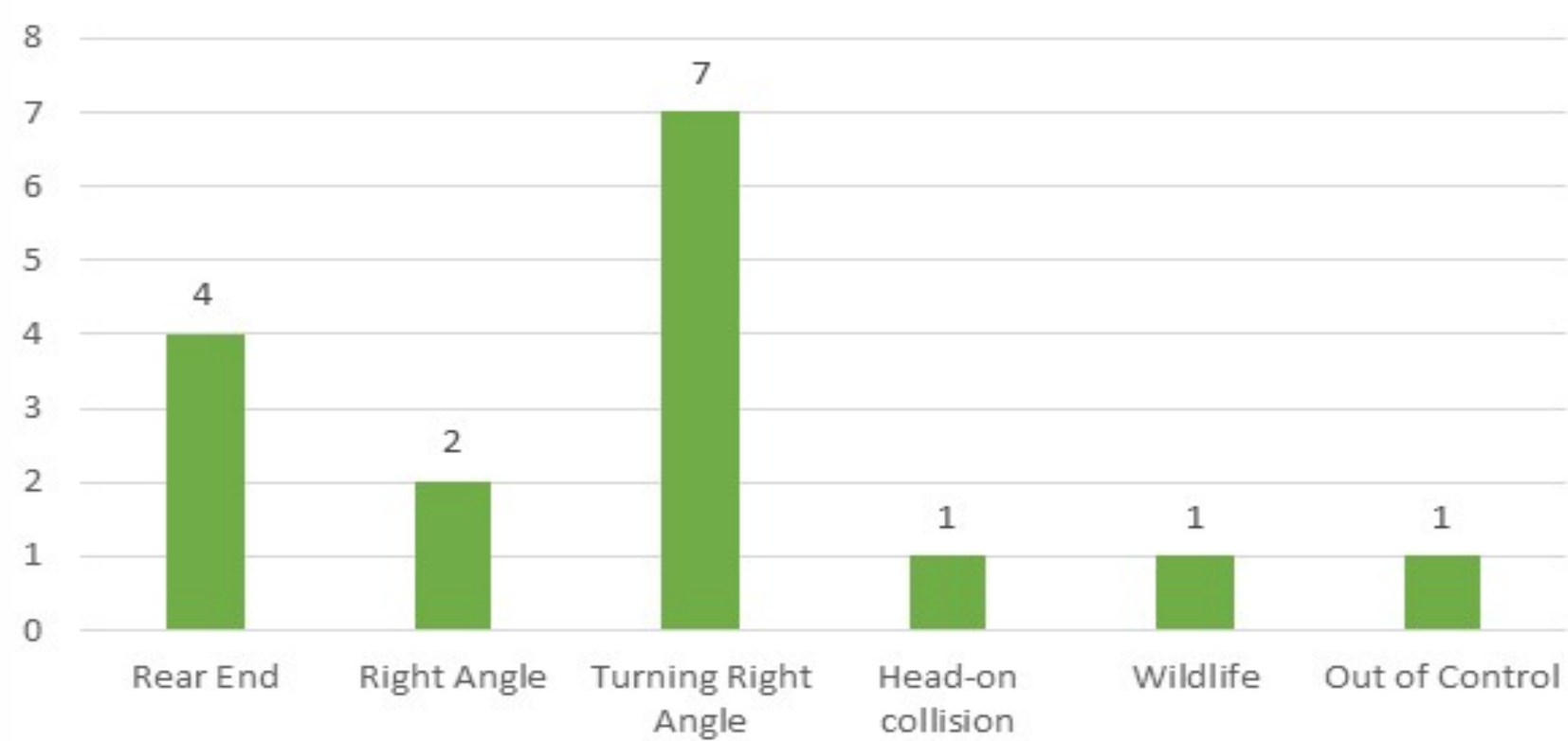
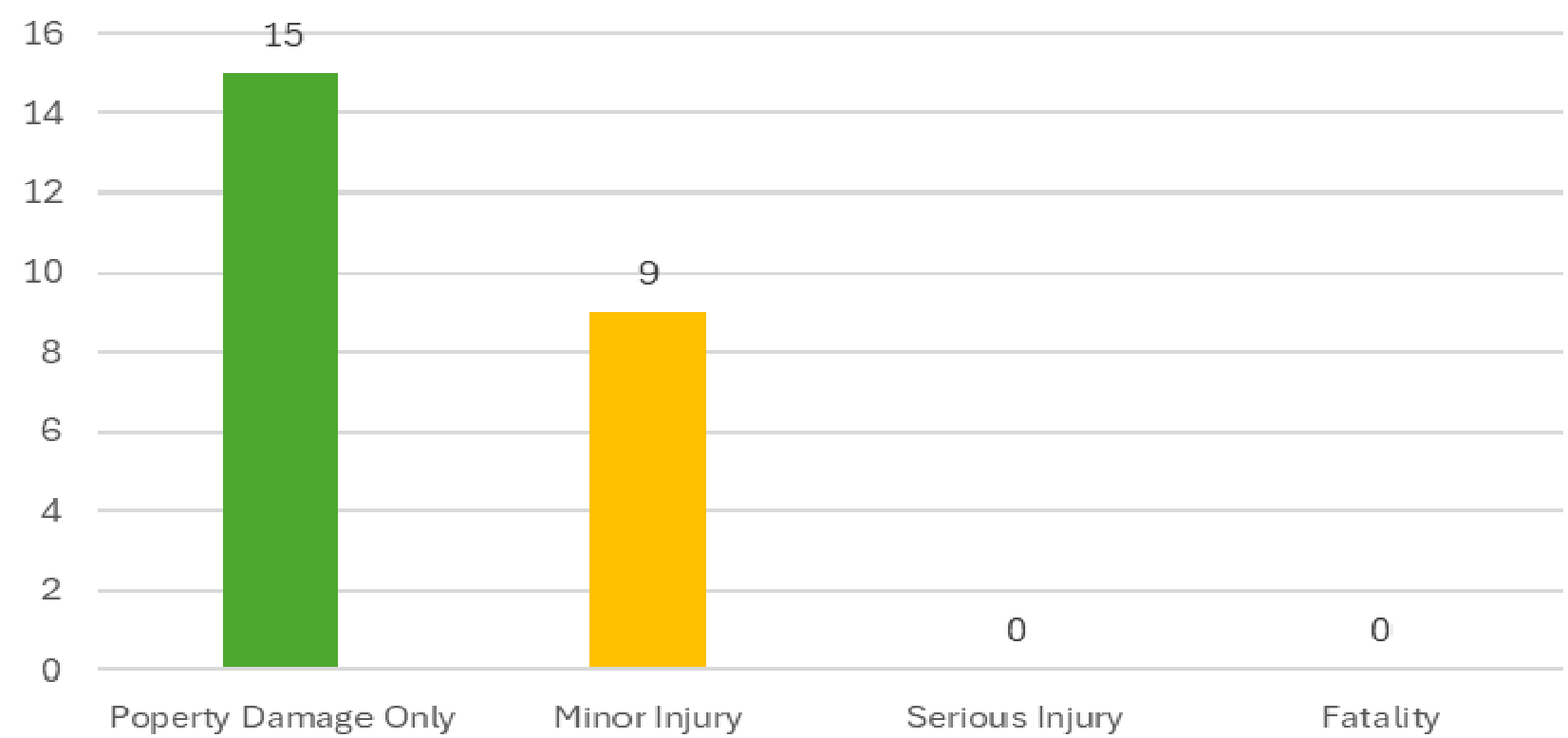
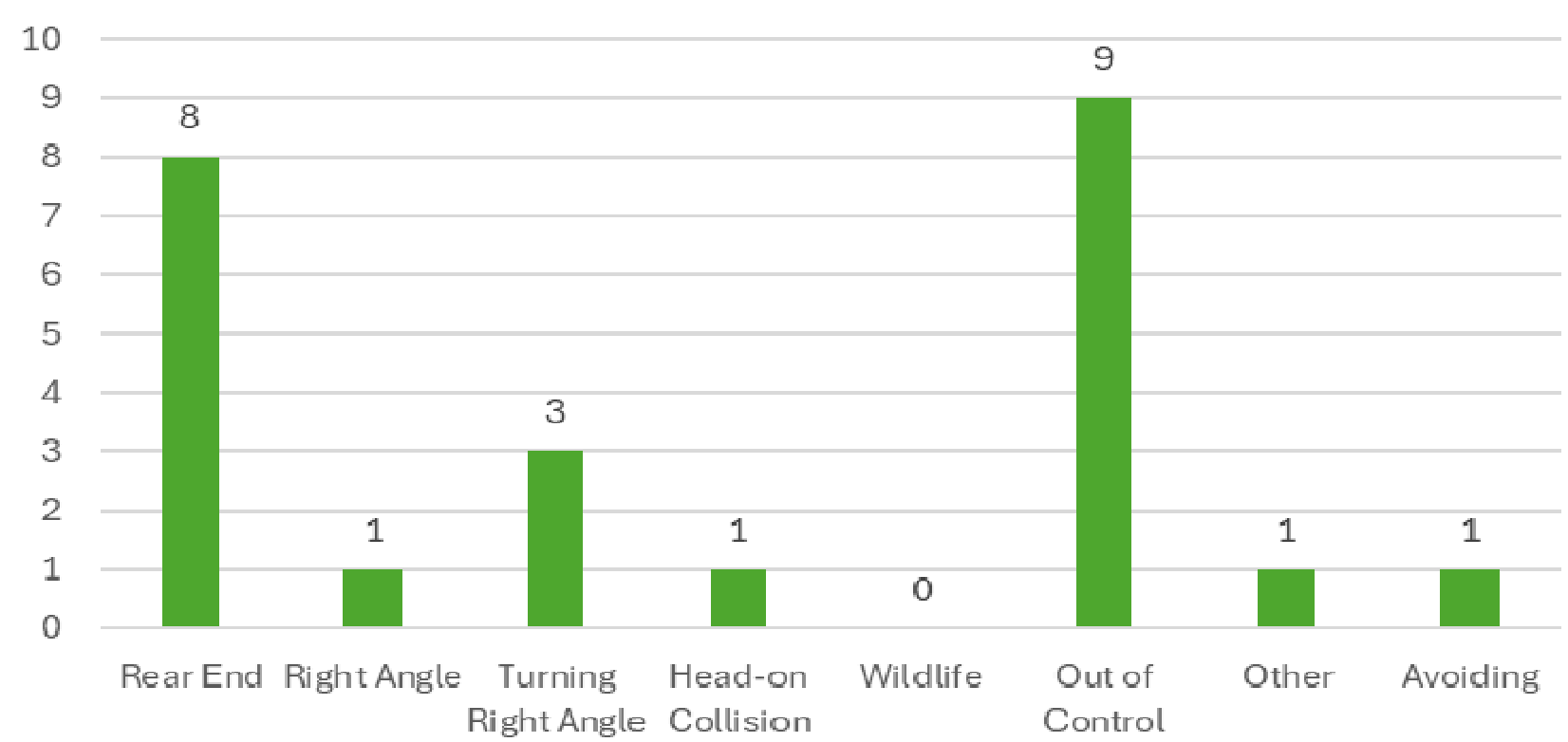


US 65 & MO 73 INTERSECTION	US 65 & TRUMAN ROAD INTERSECTION	US 65 &MO 7 INTERSECTION																																																																												
EXISTING CONDITIONS	EXISTING CONDITIONS	EXISTING CONDITIONS																																																																												
<div><div>- Three Leg Intersection, Minor Road Stop-Controlled</div><div>- 8,800 Vehicles per Day</div><div>- 18 Total Crashes in 5 Years (2018-2022)</div><div>- Heavy Movements Include Thru Traffic and Turning Traffic between East and South Legs</div></div>	<div><div>- Four leg intersection, Minor Road Stop-Controlled</div><div>- 11,300 Vehicles per Day</div><div>- 16 Total Crashes in 5 Years (2018-2022)</div><div>- Heavy Movements Include Thru Traffic and Right Turning Traffic from East</div></div>	<div><div>- Three leg intersection, Minor Road Stop-Controlled</div><div>- 9,500 Vehicles per Day</div><div>- 24 Total Crashes in 5 Years (2019-2023)</div><div>- Heavy Movements Include Thru Traffic and Right Turning Traffic from East</div></div>																																																																												
DESIGN CONSIDERATIONS	DESIGN CONSIDERATIONS	DESIGN CONSIDERATIONS																																																																												
<div><div>- Signal Warranted, However Not Desirable on High-Speed Facilities</div><div>- Heavy Truck Traffic</div><div>- Roundabout Design Promotes Lower Speeds</div></div>	<div><div>- Signal NOT Warranted</div><div>- Heavy Bus &amp; Truck Traffic</div><div>- Roundabout Design promotes lower speeds</div></div>	<div><div>- Signal Not Desirable on High-Speed Facilities</div><div>- Heavy Truck &amp; Boat Traffic</div><div>- Roundabout Design promotes lower speeds</div></div>																																																																												
<div><div><b>TWO-WAY STOP NO BUILD LEVEL OF SERVICE</b></div><div><div>- Existing Conditions Acceptable, Level of Service D at Side Street</div><div>- With Expected Growth, Increase Delay Level of Service F at Side Street</div></div><div><b>SIGNALIZED ALTERNATIVE LEVEL-OF-SERVICE</b></div><div><div>- With Expected Growth, Overall Level of Service B</div><div>- Increase Delay Level of Service C at Side Street</div></div><div><b>ROUNDABOUT ALTERNATIVE LEVEL-OF-SERVICE</b></div><div><div>- With Expected Growth, Overall Level of Service A</div><div>- Increase Delay Level of Service C at Side Street</div></div></div>	<div><div><b>TWO-WAY STOP NO BUILD LEVEL OF SERVICE</b></div><div><div>- Existing Conditions Acceptable, Level of Service D at Side Street</div><div>- With Expected Growth, Increase Delay Level of Service F at Side Street</div></div><div><b>SIGNALIZED ALTERNATIVE LEVEL-OF-SERVICE</b></div><div><div>- Signal Not Warranted</div></div><div><b>ROUNDABOUT ALTERNATIVE LEVEL-OF-SERVICE</b></div><div><div>- With Expected Growth Overall Level of Service A</div><div>- Increase Delay Level of Service B at Side Street</div></div></div>																																																																													
PREFERRED ALTERNATIVE - ROUNDABOUT	PREFERRED ALTERNATIVE - ROUNDABOUT	PREFERRED ALTERNATIVE - ROUNDABOUT																																																																												
CRASH DATA	CRASH DATA	CRASH DATA																																																																												
<div><div><div>US65 and MO73 Severity</div><table><tr><th>Severity</th><th>Count</th></tr><tr><td>Property Damage Only</td><td>9</td></tr><tr><td>Minor Injury</td><td>8</td></tr><tr><td>Serious Injury</td><td>1</td></tr><tr><td>Fatality</td><td>0</td></tr></table></div><div><div>Includes all crashes 2018-2022</div></div></div> <div><div><div>US65 and Truman Rd Crash Type</div><table><tr><th>Crash Type</th><th>Count</th></tr><tr><td>Rear End</td><td>4</td></tr><tr><td>Right Angle</td><td>2</td></tr><tr><td>Turning Right Angle</td><td>7</td></tr><tr><td>Head-on collision</td><td>1</td></tr><tr><td>Wildlife</td><td>1</td></tr><tr><td>Out of Control</td><td>1</td></tr></table></div></div>	Severity	Count	Property Damage Only	9	Minor Injury	8	Serious Injury	1	Fatality	0	Crash Type	Count	Rear End	4	Right Angle	2	Turning Right Angle	7	Head-on collision	1	Wildlife	1	Out of Control	1	<div><div><div>US65 and Truman Severity</div><table><tr><th>Severity</th><th>Count</th></tr><tr><td>Property Damage Only</td><td>11</td></tr><tr><td>Minor Injury</td><td>5</td></tr><tr><td>Serious Injury</td><td>0</td></tr><tr><td>Fatality</td><td>0</td></tr></table></div><div><div>Includes all crashes 2018-2022</div></div></div> <div><div><div>US65 and Truman Rd Crash Type</div><table><tr><th>Crash Type</th><th>Count</th></tr><tr><td>Rear End</td><td>4</td></tr><tr><td>Right Angle</td><td>2</td></tr><tr><td>Turning Right Angle</td><td>7</td></tr><tr><td>Head-on collision</td><td>1</td></tr><tr><td>Wildlife</td><td>1</td></tr><tr><td>Out of Control</td><td>1</td></tr></table></div></div>	Severity	Count	Property Damage Only	11	Minor Injury	5	Serious Injury	0	Fatality	0	Crash Type	Count	Rear End	4	Right Angle	2	Turning Right Angle	7	Head-on collision	1	Wildlife	1	Out of Control	1	<div><div><div>US65 and MO7 Severity</div><table><tr><th>Severity</th><th>Count</th></tr><tr><td>Property Damage Only</td><td>15</td></tr><tr><td>Minor Injury</td><td>9</td></tr><tr><td>Serious Injury</td><td>0</td></tr><tr><td>Fatality</td><td>0</td></tr></table></div><div><div>Includes all crashes 2019-2023</div><div>1 Fatal Crash was Observed at Balk Road in 2024</div></div></div> <div><div><div>US65 and MO7 Crash Type</div><table><tr><th>Crash Type</th><th>Count</th></tr><tr><td>Rear End</td><td>8</td></tr><tr><td>Right Angle</td><td>1</td></tr><tr><td>Turning Right Angle</td><td>3</td></tr><tr><td>Head-on Collision</td><td>1</td></tr><tr><td>Wildlife</td><td>0</td></tr><tr><td>Out of Control</td><td>9</td></tr><tr><td>Other</td><td>1</td></tr><tr><td>Avoiding</td><td>1</td></tr></table></div></div>	Severity	Count	Property Damage Only	15	Minor Injury	9	Serious Injury	0	Fatality	0	Crash Type	Count	Rear End	8	Right Angle	1	Turning Right Angle	3	Head-on Collision	1	Wildlife	0	Out of Control	9	Other	1	Avoiding	1
Severity	Count																																																																													
Property Damage Only	9																																																																													
Minor Injury	8																																																																													
Serious Injury	1																																																																													
Fatality	0																																																																													
Crash Type	Count																																																																													
Rear End	4																																																																													
Right Angle	2																																																																													
Turning Right Angle	7																																																																													
Head-on collision	1																																																																													
Wildlife	1																																																																													
Out of Control	1																																																																													
Severity	Count																																																																													
Property Damage Only	11																																																																													
Minor Injury	5																																																																													
Serious Injury	0																																																																													
Fatality	0																																																																													
Crash Type	Count																																																																													
Rear End	4																																																																													
Right Angle	2																																																																													
Turning Right Angle	7																																																																													
Head-on collision	1																																																																													
Wildlife	1																																																																													
Out of Control	1																																																																													
Severity	Count																																																																													
Property Damage Only	15																																																																													
Minor Injury	9																																																																													
Serious Injury	0																																																																													
Fatality	0																																																																													
Crash Type	Count																																																																													
Rear End	8																																																																													
Right Angle	1																																																																													
Turning Right Angle	3																																																																													
Head-on Collision	1																																																																													
Wildlife	0																																																																													
Out of Control	9																																																																													
Other	1																																																																													
Avoiding	1																																																																													