



## COMPANY PROFILE

**Our mission is to provide professional engineering solutions to strengthen and grow our communities while exceeding our client's expectations.**

**At Bacon Farmer Workman Engineering & Testing, Inc. we are committed to:**

- Exceeding Client Expectations
- Enhancing Our Communities
- Enriching Employees Lives

## OUR CAPABILITIES



### Asset Management (Paver)

We offer assessment management services for roadways, airfields and parking areas on all pavement types.



### Civil Engineering | Site Development

Site development and planning services for both public and private development projects.



### Environmental

Our professionals combine their knowledge of the site conditions with federal and state regulations to deliver solutions that make good business sense.



### Geospatial Technologies

We employ a number of Geospatial Technologies whether that be through the use of LiDAR, Fixed Wing Drones, BIM or collaborative software to help us maintain this balance.



### Geotechnical

Our expertise includes transportation infrastructure, foundation investigations for industrial and commercial buildings, towers, landfill permits, design of earth dams in addition to experience in auger cast and H pile designs.



### Grant Coordination

We offer full-service grant strategies for acquisition, application development, and administration services to clients who need a professional team.



### Historic Preservation

Our team serves as the technical arm for clients, providing project oversight for historic preservation guidance.



### Landscape Architecture & Urban Planning

Our work ranges from new building site design including parking layout, sidewalks, plaza spaces, and landscape planting design to multi-use trail design and tree inventories and assessments.



### Parks & Recreation

We provide Parks and Recreation Planning and design services for both outdoor and indoor public facilities.



### Port Authority Master Planning

BFW's Team provides project oversight for master planning, grant coordination and administration, design, and construction through completion.



### Renewable Energy

Our team identifies and analyzes site constraints and devises approaches to minimize impacts and increase value for solare development projects.



### Structural Engineering

BFW designs range from simple to complex (nonlinear dynamic) structural systems that provide cost-effective solutions to our clients' structural design needs.



### Surveying

We provide a full range of surveying services including: 3D Mobile Mapping and scanning, horizontal and vertical control surveys, ALTA surveys, boundary, and topographic surveys.



### Testing | Inspections

Our personnel are highly trained, certified, and have experience conducting construction materials testing, nondestructive testing and special seismic inspections.



### Transportation Engineering

Our broad background and expertise enables us to provide all required design services encompassing rural, urban, bridges, and limited access highway facilities.



### Stormwater | Wastewater Resources

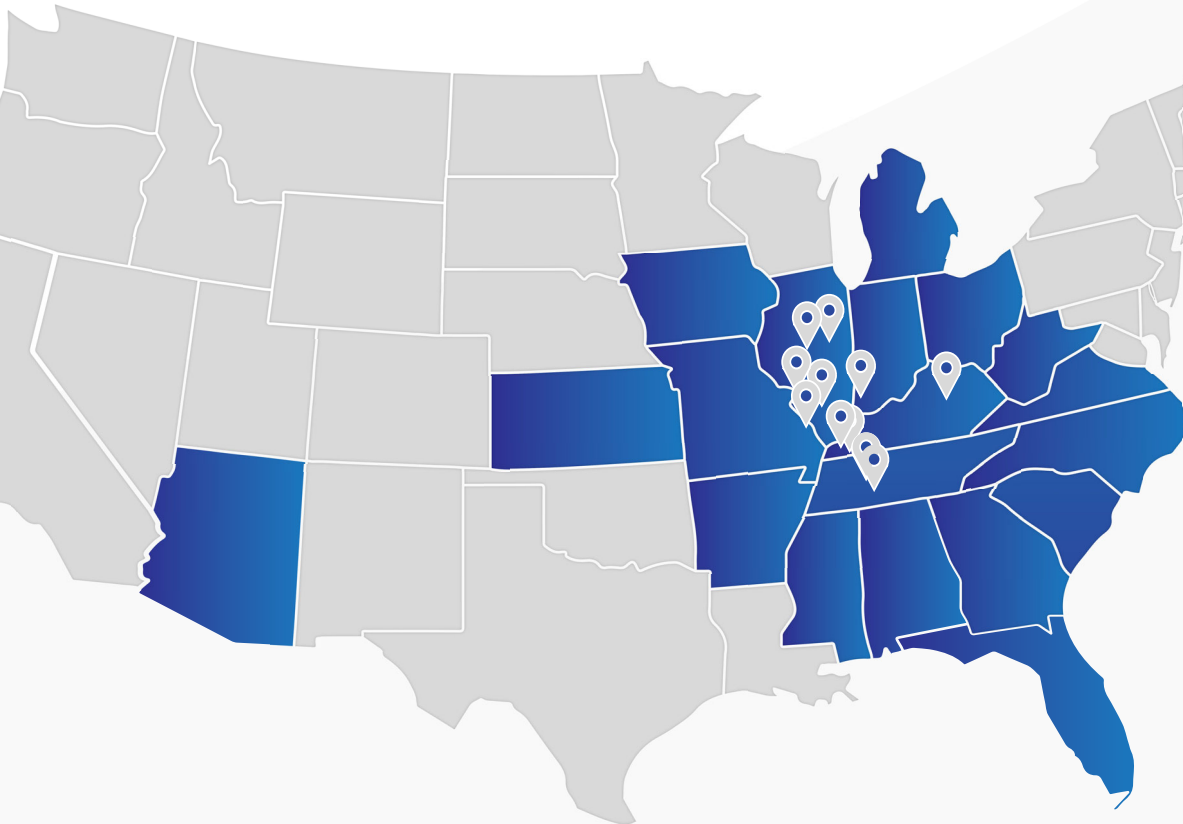
We have extensive experience in water, wastewater, and sanitary sewer projects including planning, design, and construction administration services.














**BACON | FARMER | WORKMAN**  
ENGINEERING & TESTING, INC.



## WHERE WE'RE LICENSED



## LOCATIONS

-  **Paducah, KY Office**  
BFW: 270.443.1995  
Marcum: 270.444.9274
-  **Murray, KY Office**  
270.753.7307
-  **Lexington, KY Office**  
859.469.5548
-  **Belleville, IL Office**  
618.771.5774
-  **Champaign, IL Office**  
217.530.4283
-  **Marion, IL Office**  
618.997.9190
-  **Springfield, IL Office**  
217.679.6254
-  **Evansville, IN Office**  
812.470.0273
-  **Lewisburg, TN Office**  
931.359.4882
-  **Nashville, TN Office**  
615.613.6346
-  **Cape Girardeau, MO Office**  
573.450.0959



**BACON | FARMER | WORKMAN**  
ENGINEERING & TESTING, INC.

[www.bfwengineers.com](http://www.bfwengineers.com)





## TRANSPORTATION

**Bacon Farmer Workman Engineering & Testing, Inc. (BFW)** has built a solid reputation as a “go-to” firm in the transportation engineering field. BFW emphasizes attention to details, project milestones, and budgets, as reflected by our current ratings from our transportation clients.

Our broad background and expertise enable us to provide all required design services encompassing rural, urban, and limited access highway facilities. Our Transportation Division utilizes the latest state of the art advancements in design and equipment technology to accomplish project requirements and client satisfaction.

### Service Details:

As a full-service firm, BFW can handle every phase of highway projects from route / corridor studies including environmental coordination / approvals through the final design and on to the contract bid letting and award process.

### Roadways:

- Transportation Planning & Design
- Asset Management
- Surveying
- Highway Design (Urban & Rural)
- Interchange Planning & Design
- Context-sensitive Solutions
- Stormwater Design / Management
- Rail Crossing / Grade Separations
- Cost & Time Estimating
- Construction Engineering & Inspections
- Hydrology & Hydraulics

### Structures:

- Simple to Advanced Bridge Analysis & Design
- Box Culverts & Extensions
- Retaining Walls
- Bridge Repair & Rehabilitation
- Bridge Inspection
- Seismic Analysis, Design & Retrofit Services
- Bridge Condition Reports
- Bridge Type Studies
- Preliminary Planning & Design
- Cost Evaluations & Specifications
- Geotechnical Analysis (Structure & Roadway)