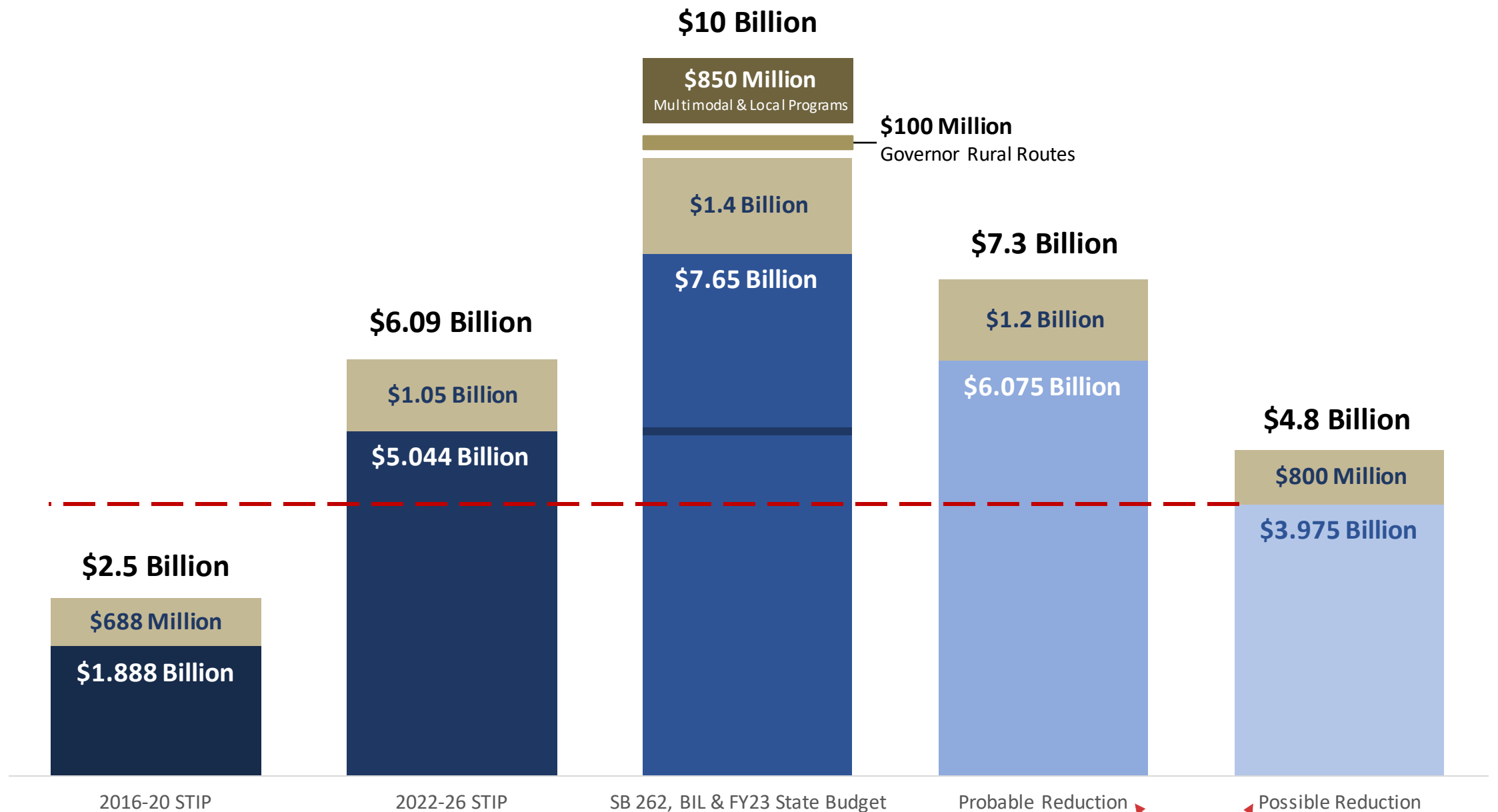


UNFUNDED NEEDS: PUBLIC MEETINGS

Southwest District





— — — Potential program level

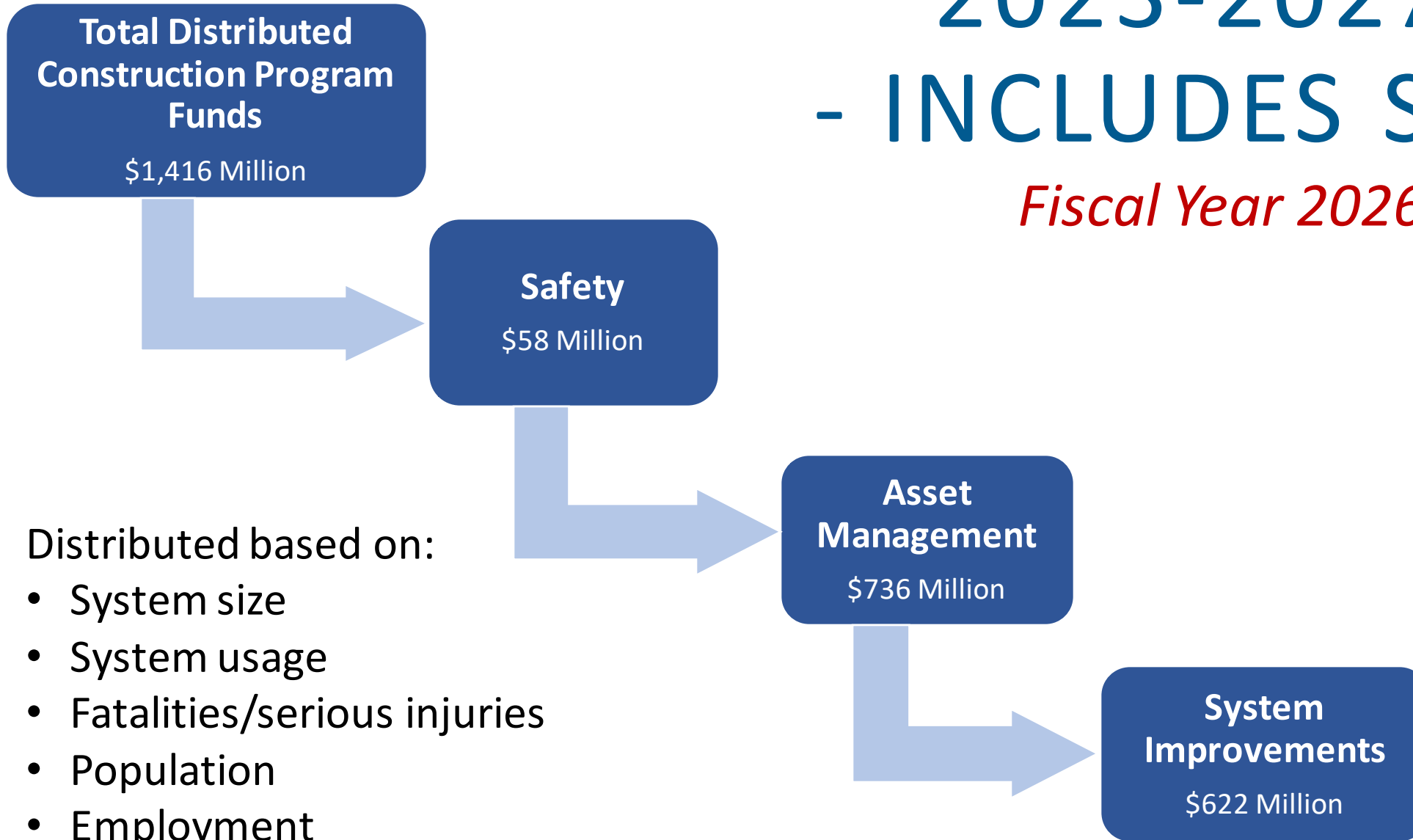
Engineering, Construction Engineering & Utilities

SB 262

*Estimated STIP Distribution

2023-2027 STIP - INCLUDES SB262

Fiscal Year 2026 Amounts



Distributed based on:

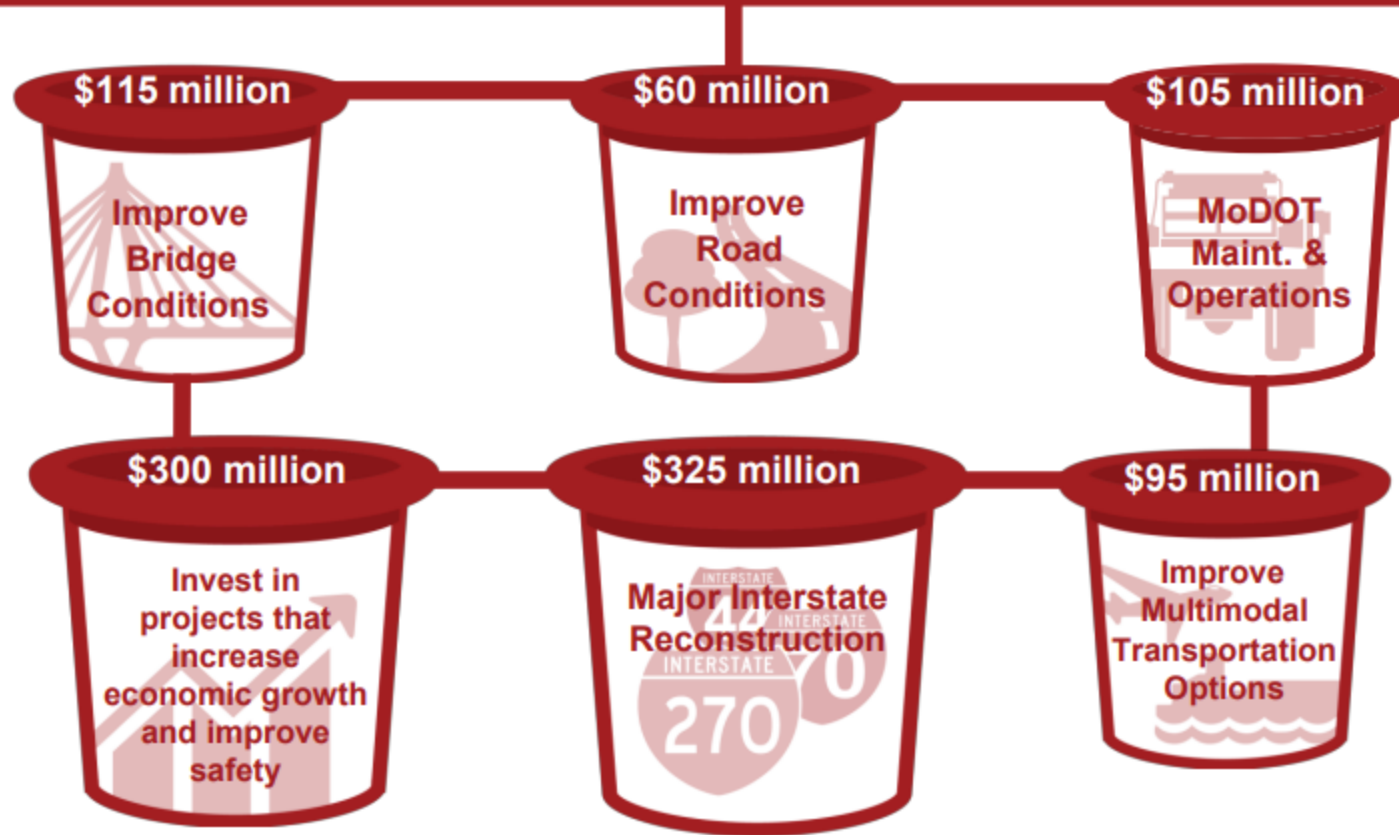
- System size
- System usage
- Fatalities/serious injuries
- Population
- Employment

Subject to MHTC approval



HIGH-PRIORITY UNFUNDED ANNUAL TRANSPORTATION NEEDS

\$1 billion



THE NEEDS

THE OUTCOME

- \$4.7 billion of road and bridge needs in new updated document
 - Three tiers
 - Tier one = could be accomplished in the current STIP horizon
- \$1 billion of multimodal needs

DRAFT

Missouri

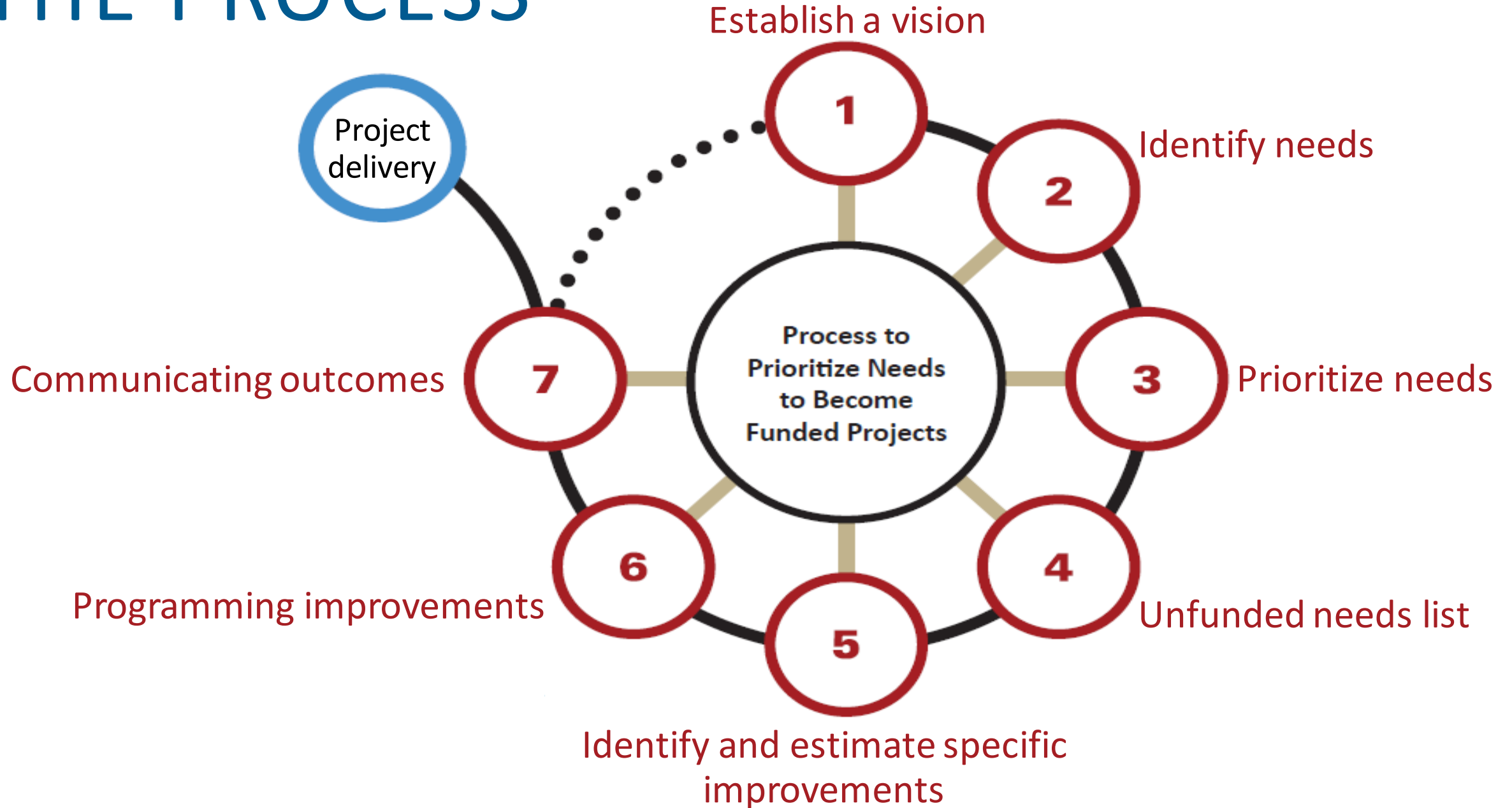
HIGH-PRIORITY UNFUNDED NEEDS



Nov. 2022



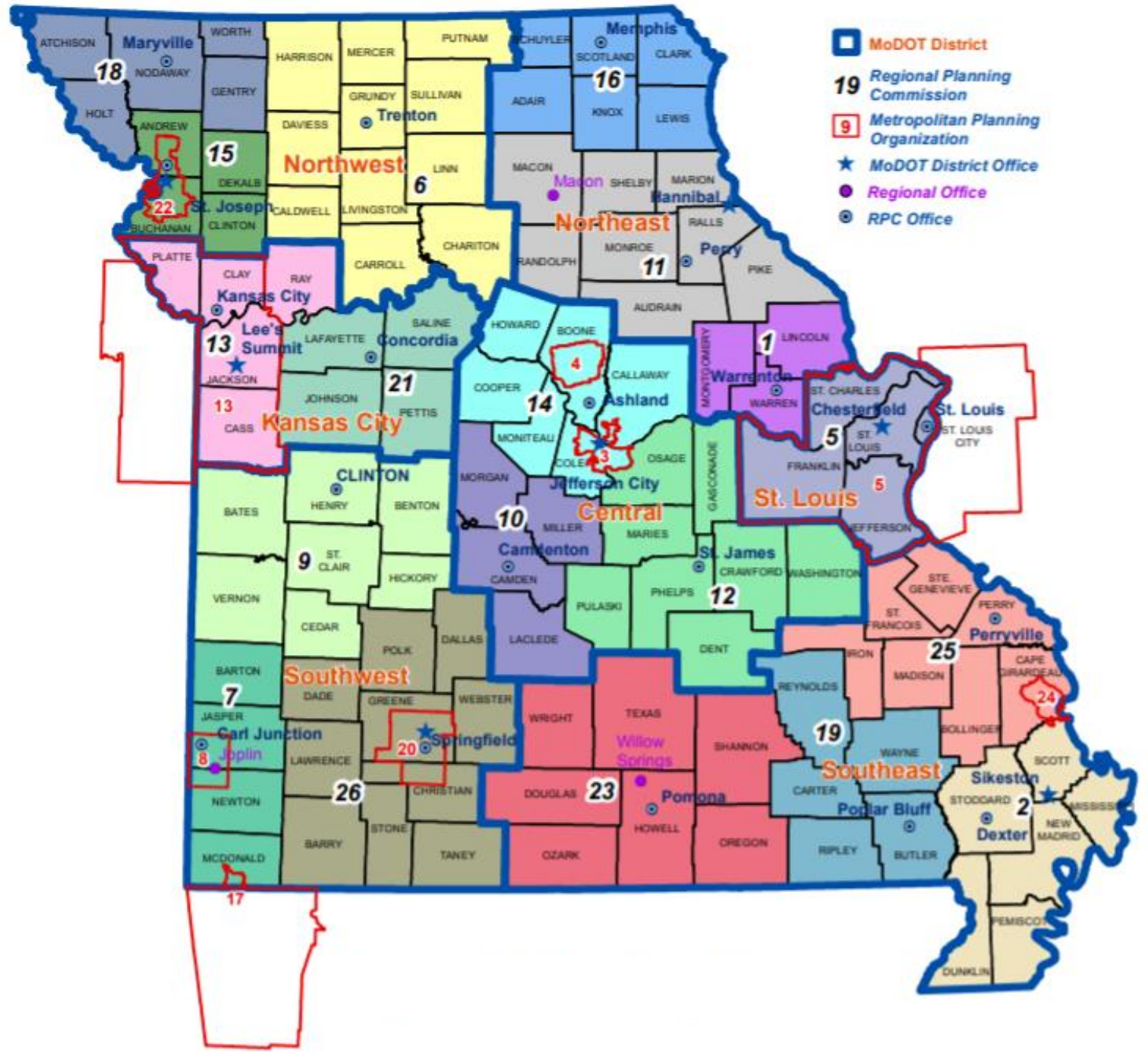
THE PROCESS



3

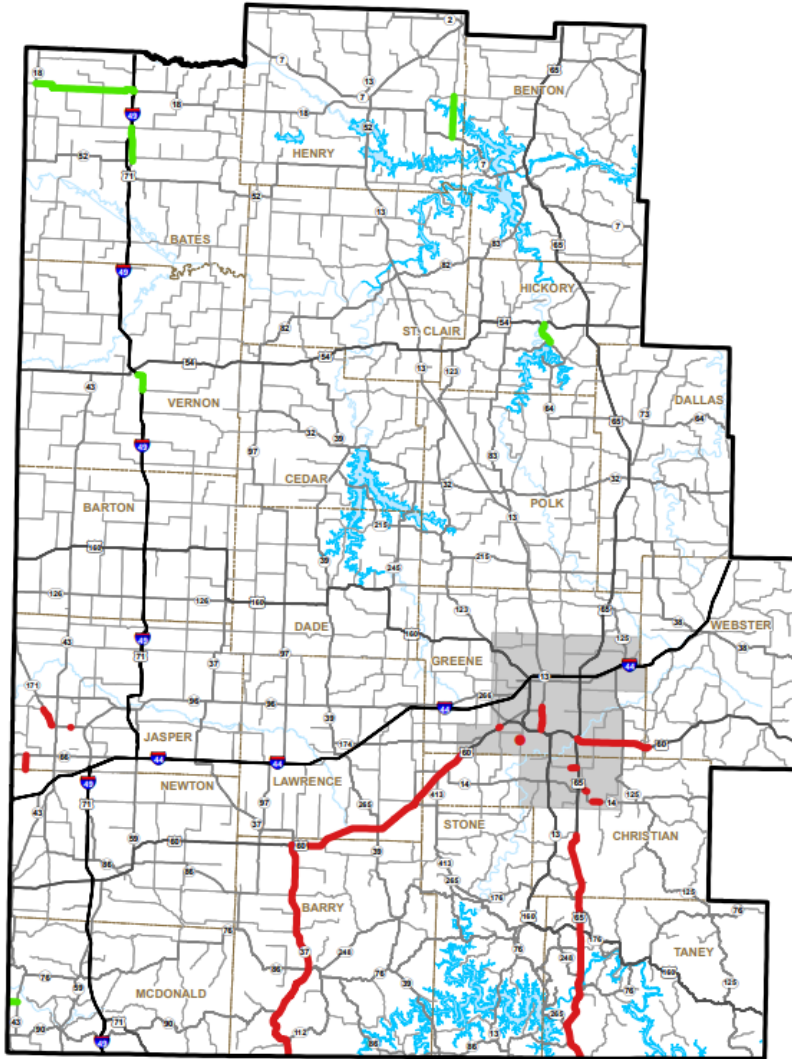
Prioritize needs – MoDOT district offices work with MPOs and RPCs to annually prioritize regional needs, collectively. This requires multiple planning entities within a MoDOT district to work collectively to create priorities among all needs identified, regardless of location. Safety, traffic volume, asset condition data are used to help select the highest priorities within a MoDOT district boundary.

REGIONAL PLANNING PARTNERS



HIGH-PRIORITY UNFUNDED ROAD AND BRIDGE NEEDS

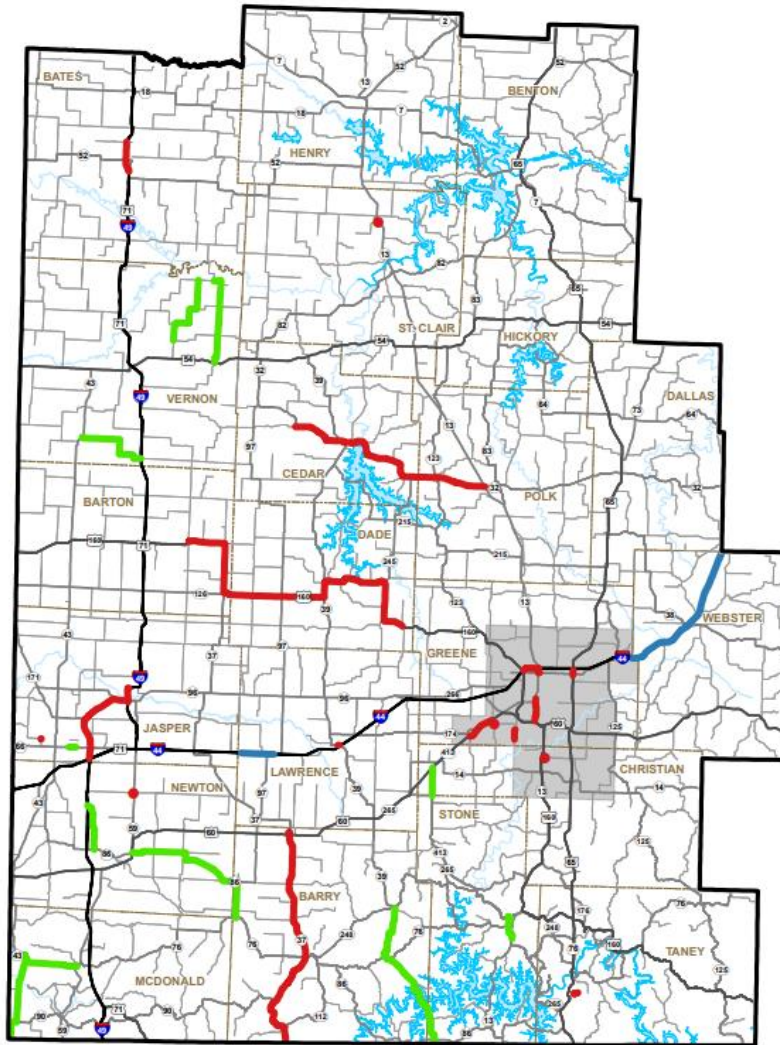
Rural Tier 1 - \$47 million
Urban Tier 1 - \$28 million



SOUTHWEST - TIER 1

HIGH-PRIORITY UNFUNDED ROAD AND BRIDGE NEEDS

Rural Tier 2 - \$189 million
Urban Tier 2 - \$118 million



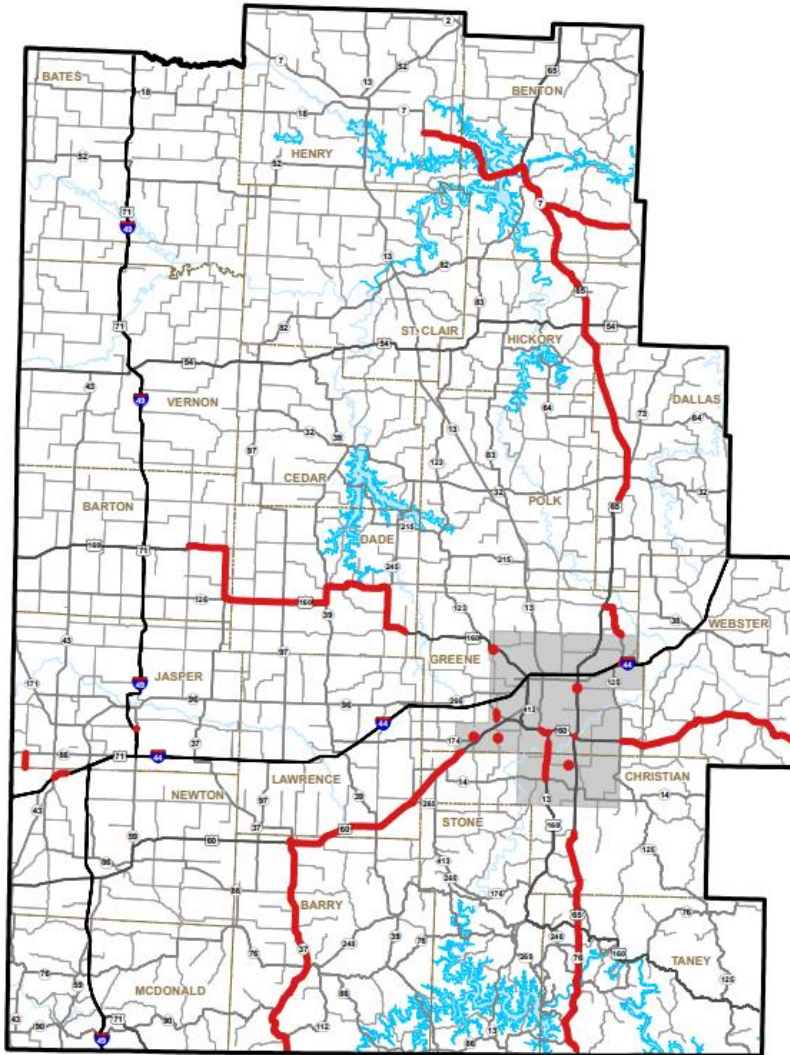
- Improve Bridge Conditions
- Improve Road Conditions
- Increase Economic Growth and Improve Safety
- Major Interstate Reconstruction

SOUTHWEST - TIER 2



HIGH-PRIORITY UNFUNDED ROAD AND BRIDGE NEEDS

Rural Tier 3 - \$191 million
Urban Tier 3 - \$118 million

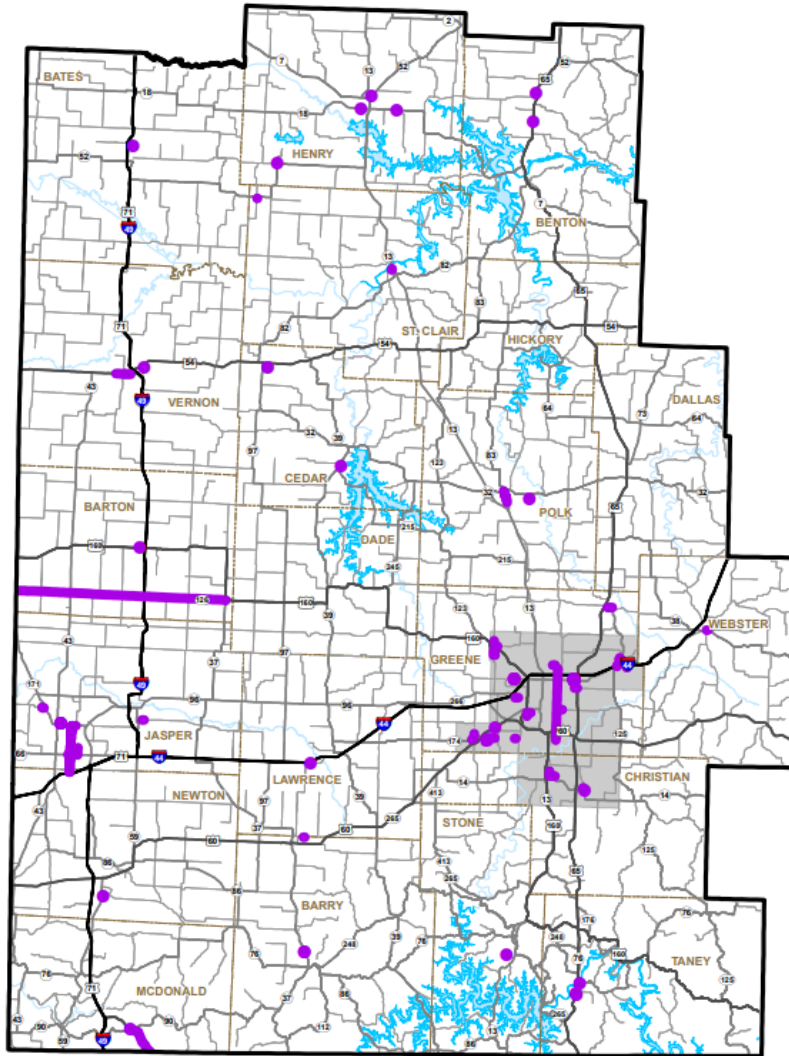


- Improve Bridge Conditions
- Improve Road Conditions
- Increase Economic Growth and Improve Safety
- Major Interstate Reconstruction

SOUTHWEST - TIER 3

HIGH-PRIORITY UNFUNDED MULTIMODAL NEEDS

Rural Multimodal - \$98 million
Urban Multimodal - \$58 million



Improve Multimodal Transportation Options

SOUTHWEST - MULTIMODAL



SOUTHWEST SUMMARY

RURAL

TIER	IMPROVE BRIDGE CONDITIONS	IMPROVE ROAD CONDITIONS	INCREASE ECONOMIC GROWTH & IMPROVE SAFETY	MAJOR INTERSTATE RECONSTRUCTION	IMPROVE MULTIMODAL TRANSPORTATION OPTIONS	TOTAL
TIER 1		\$4,490	\$42,722			\$47,212
TIER 2		\$16,396	\$159,159	\$13,858		\$189,413
TIER 3			\$191,099			\$191,099
MULTI- MODAL					\$98,120	\$98,120
TOTAL	\$0	\$20,886	\$392,980	\$13,858	\$98,120	\$525,844

URBAN

TIER	IMPROVE BRIDGE CONDITIONS	IMPROVE ROAD CONDITIONS	INCREASE ECONOMIC GROWTH & IMPROVE SAFETY	MAJOR INTERSTATE RECONSTRUCTION	IMPROVE MULTIMODAL TRANSPORTATION OPTIONS	TOTAL
TIER 1			\$27,721			\$27,721
TIER 2			\$118,301			\$118,301
TIER 3			\$117,604			\$117,604
MULTI- MODAL					\$57,870	\$57,870
TOTAL	\$0	\$0	\$263,626	\$0	\$57,870	\$321,496

STATEWIDE - TOTALS BY PRIORITY

DISTRICT	TIER 1	TIER 2	TIER 3	MULTIMODAL	MAJOR BRIDGE	STATEWIDE	GRAND TOTAL
NORTHWEST	\$24,640	\$92,813	\$104,266	\$52,230	\$61,200	-	\$335,149
NORTHEAST	\$23,468	\$93,873	\$94,035	\$47,587	\$51,000	-	\$309,963
KANSAS CITY RURAL	\$14,712	\$60,391	\$58,150	\$33,186	-	-	\$166,439
KANSAS CITY URBAN	\$100,000	\$360,250	\$386,491	\$182,001	\$316,422	-	\$1,345,164
CENTRAL	\$59,890	\$225,862	\$225,887	\$112,690	-	-	\$624,329
ST. LOUIS	\$185,600	\$690,500	\$786,500	\$354,925	\$108,528	-	\$2,126,053
SOUTHWEST RURAL	\$47,212	\$189,413	\$191,099	\$98,120	-	-	\$525,844
SOUTHWEST URBAN	\$27,721	\$118,301	\$117,604	\$57,870	-	-	\$321,496
SOUTHEAST	\$44,866	\$186,367	\$186,844	\$93,820	\$89,290	-	\$601,187
STATEWIDE	-	-	-	-	-	\$3,705,800	\$3,705,800
Grand Total	\$528,109	\$2,017,770	\$2,150,876	\$1,032,428	\$626,440	\$3,705,800	\$10,061,423

STATEWIDE - TOTALS BY TYPE

DISTRICT	IMPROVE BRIDGE CONDITIONS	IMPROVE ROAD CONDITIONS	INCREASE ECONOMIC GROWTH & IMPROVE SAFETY	MAJOR INTERSTATE RECONSTRUCTION	MULTIMODAL	GRAND TOTAL
NORTHWEST	\$71,745	\$45,498	\$52,450	\$52,026	\$52,230	\$273,949
NORTHEAST	\$5,875	\$20,211	\$128,317	\$56,973	\$47,587	\$258,963
KANSAS CITY RURAL	-	\$94,615	\$38,638	-	\$33,186	\$166,439
KANSAS CITY URBAN	-	\$138,050	\$708,691	-	\$182,001	\$1,028,742
CENTRAL	\$1,257	\$25,392	\$410,286	\$74,704	\$112,690	\$624,329
ST. LOUIS	\$374,500	\$67,000	\$241,100	\$980,000	\$354,925	\$2,017,525
SOUTHWEST RURAL	-	\$20,886	\$392,980	\$13,858	\$98,120	\$525,844
SOUTHWEST URBAN	-	-	\$263,626	-	\$57,870	\$321,496
SOUTHEAST	\$6,394	\$7,304	\$404,379	-	\$93,820	\$511,897
STATEWIDE	-	\$25,000	\$790,800	\$2,870,000	\$20,000	\$3,705,800
MAJOR BRIDGE	\$626,440	-	-	-	-	\$626,440
Grand Total	\$1,086,211	\$443,956	\$3,431,267	\$4,047,561	\$1,052,428	\$10,061,423

To view the document and submit a comment:
modot.org/unfundedneeds

NEXT STEPS

