



# UNFUNDED NEEDS: PUBLIC MEETINGS

**Eric Curtit**  
*Transportation Planning Director*

Missouri

## HIGH-PRIORITY UNFUNDED NEEDS



Jan. 2022



## HIGH-PRIORITY UNFUNDED ANNUAL TRANSPORTATION NEEDS

\$1 billion



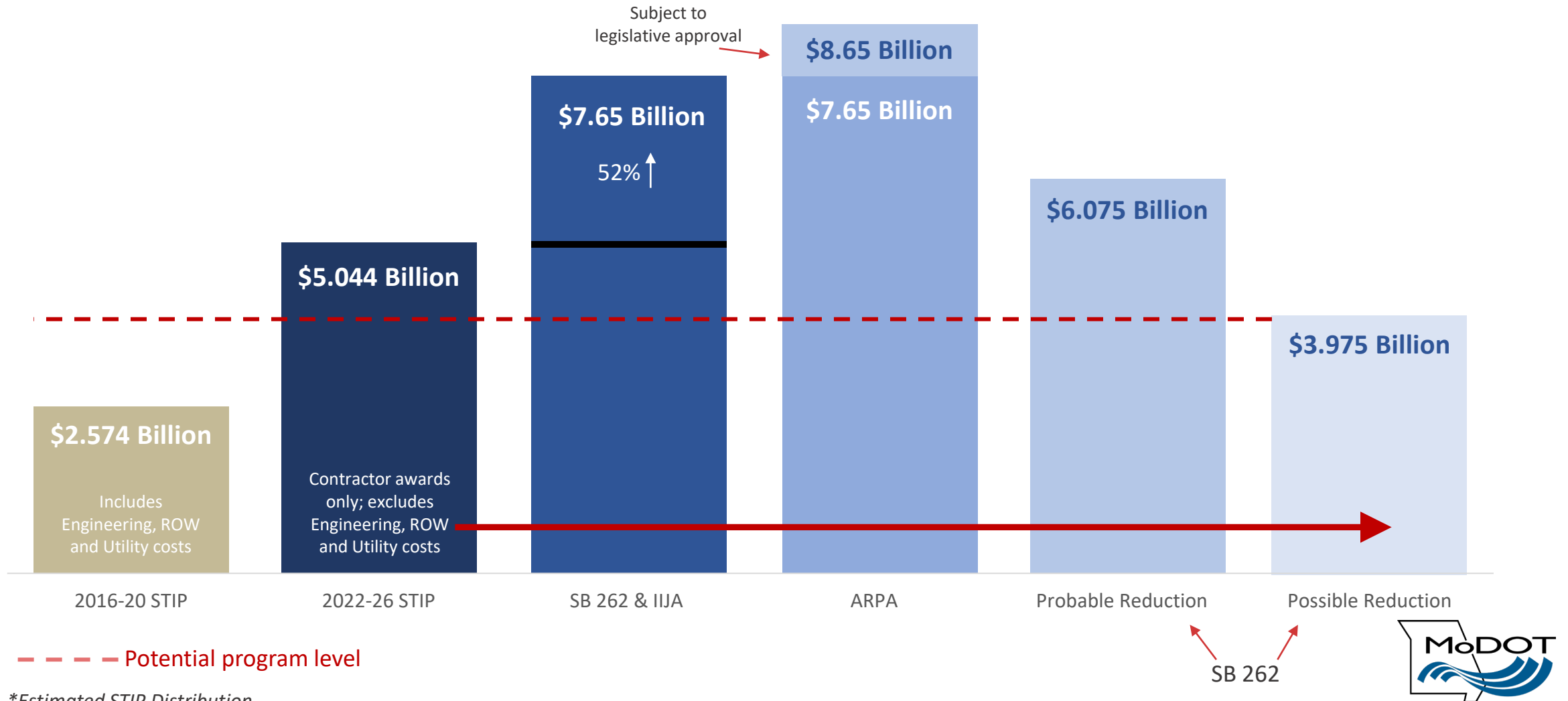
# THE NEEDS

# THE PROPOSAL

- \$4.5 billion of road and bridge projects in new updated document
  - Three tiers
  - Tier one = could be accomplished in the current STIP horizon
- \$1 billion of multimodal projects



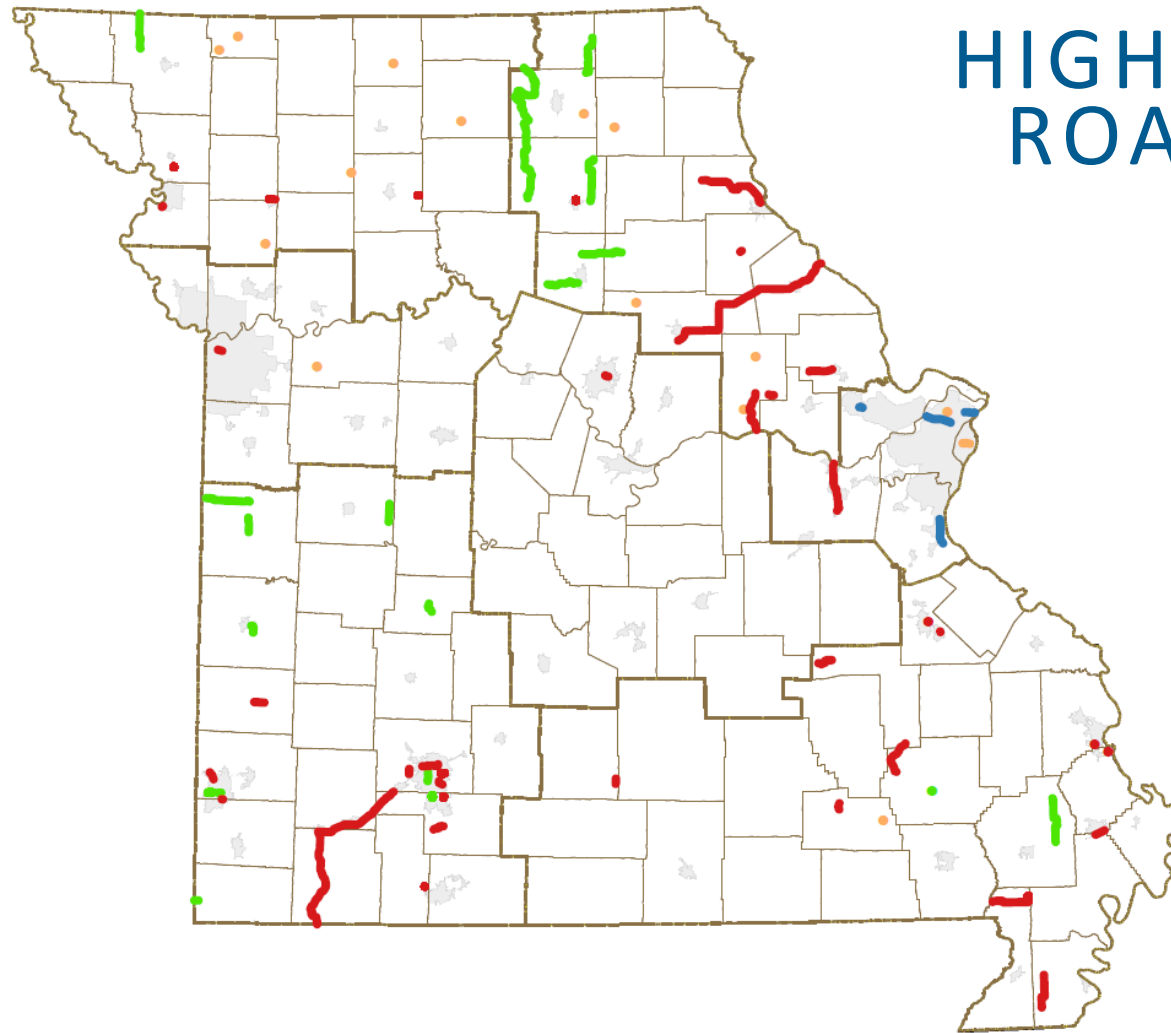
# 2022-2026 STIP CONTRACTOR AWARDS AND FUTURE FUNDING STRATEGIES



# HIGH-PRIORITY UNFUNDED ROAD AND BRIDGE NEEDS

*January - 2022*

Tier 1 - \$543 million



- Improve Bridge Conditions
- Improve Road Conditions
- Increase Economic Growth and Improve Safety
- Major Interstate Reconstruction

## TIER 1

# TIER 1 HIGH-PRIORITY UNFUNDED ROAD AND BRIDGE NEEDS

*January - 2022*

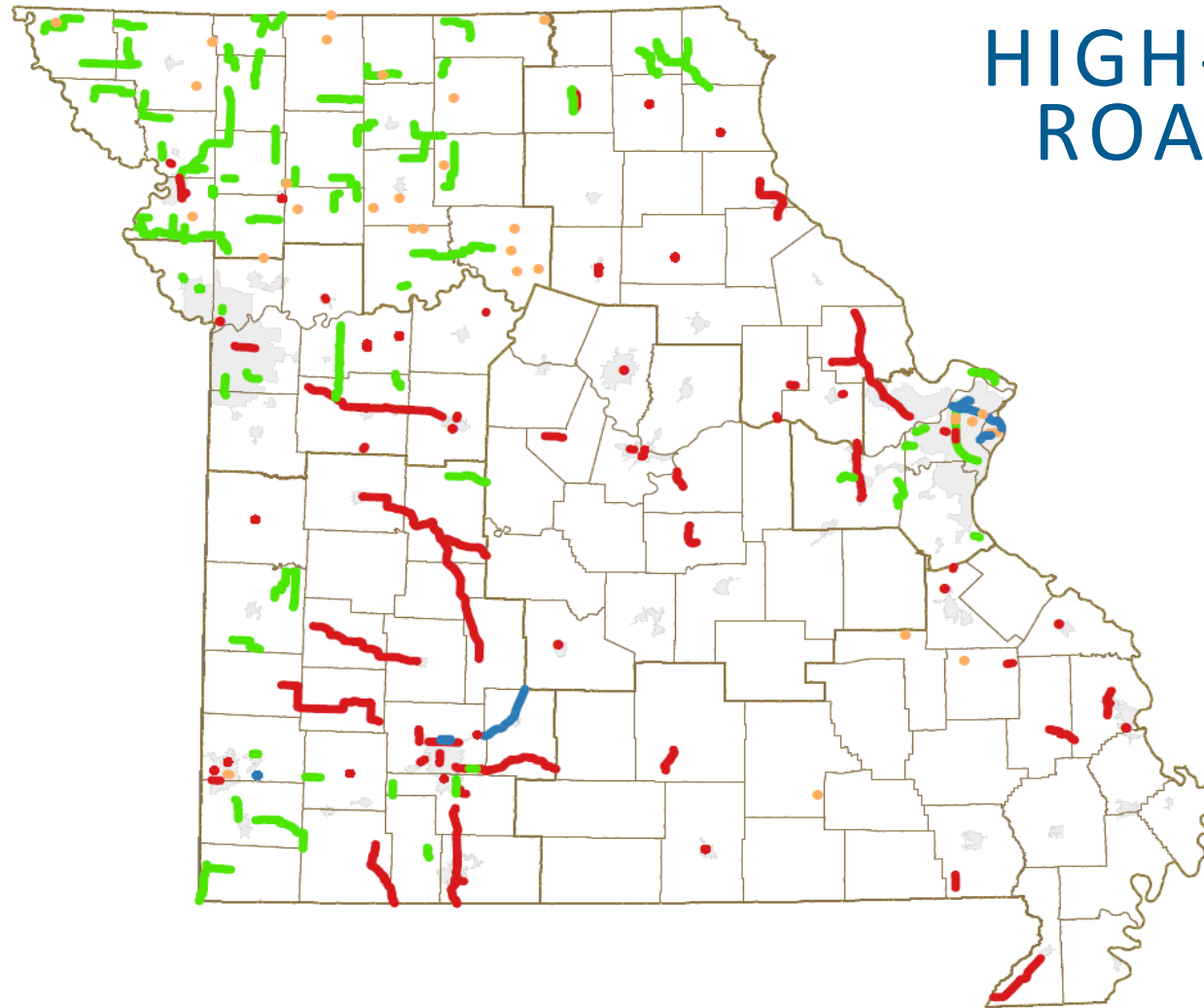
DISTRICT	IMPROVE BRIDGE CONDITIONS	IMPROVE ROAD CONDITIONS	INCREASE ECONOMIC GROWTH AND IMPROVE SAFETY	MAJOR INTERSTATE RECONSTRUCTION	Grand Total
NORTHWEST	\$7,154	\$5,710	\$11,500		\$24,364
NORTHEAST	\$3,900	\$7,203	\$11,700		\$22,803
KANSAS CITY RURAL	\$15,400				\$15,400
KANSAS CITY URBAN			\$100,970		\$100,970
CENTRAL			\$62,000		\$62,000
ST. LOUIS	\$40,000		\$22,600	\$133,300	\$195,900
SOUTHWEST RURAL		\$18,231	\$29,411		\$47,642
SOUTHWEST URBAN		\$10,500	\$16,258		\$26,758
SOUTHEAST	\$919	\$2,541	\$44,081		\$47,541
Grand Total	\$67,373	\$44,185	\$298,520	\$133,300	\$543,378

*Amounts in \$1,000 in 2021 Dollars (Uninflated)*

# HIGH-PRIORITY UNFUNDED ROAD AND BRIDGE NEEDS

*January - 2022*

Tier 2 - \$2.1 billion



- Improve Bridge Conditions
- Improve Road Conditions
- Increase Economic Growth and Improve Safety
- Major Interstate Reconstruction

## TIER 2



# TIER 2 HIGH-PRIORITY UNFUNDED ROAD AND BRIDGE NEEDS

*January - 2022*

DISTRICT	IMPROVE BRIDGE CONDITIONS	IMPROVE ROAD CONDITIONS	INCREASE ECONOMIC GROWTH AND IMPROVE SAFETY	MAJOR INTERSTATE RECONSTRUCTION	Grand Total
NORTHWEST	\$23,816	\$30,952	\$42,750		\$97,518
NORTHEAST		\$3,495	\$91,800		\$95,295
KANSAS CITY RURAL		\$27,144	\$38,835		\$65,979
KANSAS CITY URBAN		\$138,300	\$234,000		\$372,300
CENTRAL			\$213,799		\$213,799
ST. LOUIS	\$100,700	\$76,500	\$158,800	\$443,800	\$779,800
SOUTHWEST RURAL	\$1,000	\$25,614	\$114,070	\$51,215	\$191,899
SOUTHWEST URBAN		\$39,360	\$44,630	\$27,602	\$111,592
SOUTHEAST	\$4,732		\$208,776		\$213,508
Grand Total	\$130,248	\$341,365	\$1,147,460	\$522,617	\$2,141,690

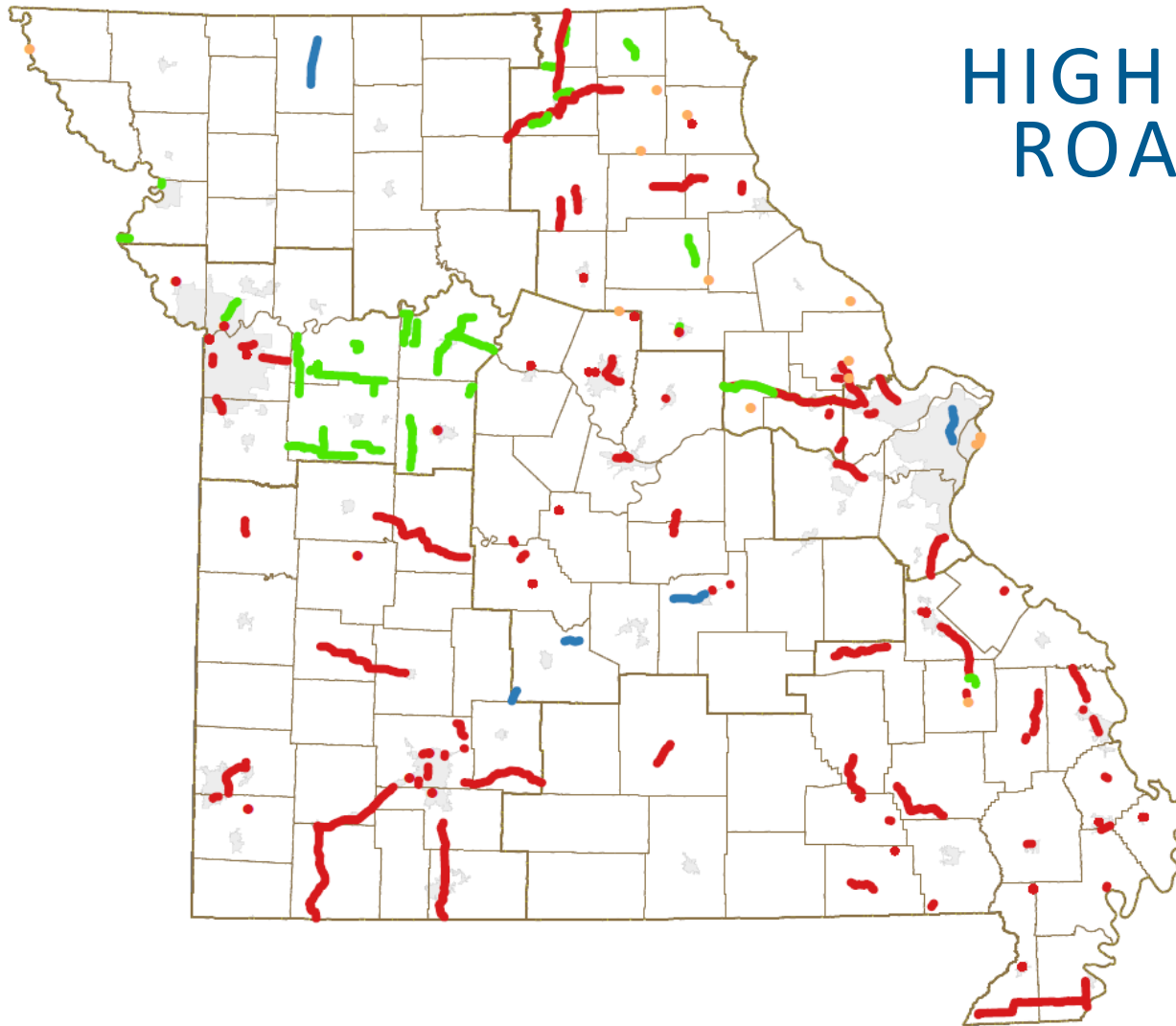
*Amounts in \$1,000 in 2021 Dollars (Uninflated)*



# HIGH-PRIORITY UNFUNDED ROAD AND BRIDGE NEEDS

*January - 2022*

Tier 3 - \$2.2 billion



- Improve Bridge Conditions
- Improve Road Conditions
- Increase Economic Growth and Improve Safety
- Major Interstate Reconstruction

## TIER 3



# TIER 3 HIGH-PRIORITY UNFUNDED ROAD AND BRIDGE NEEDS

*January - 2022*

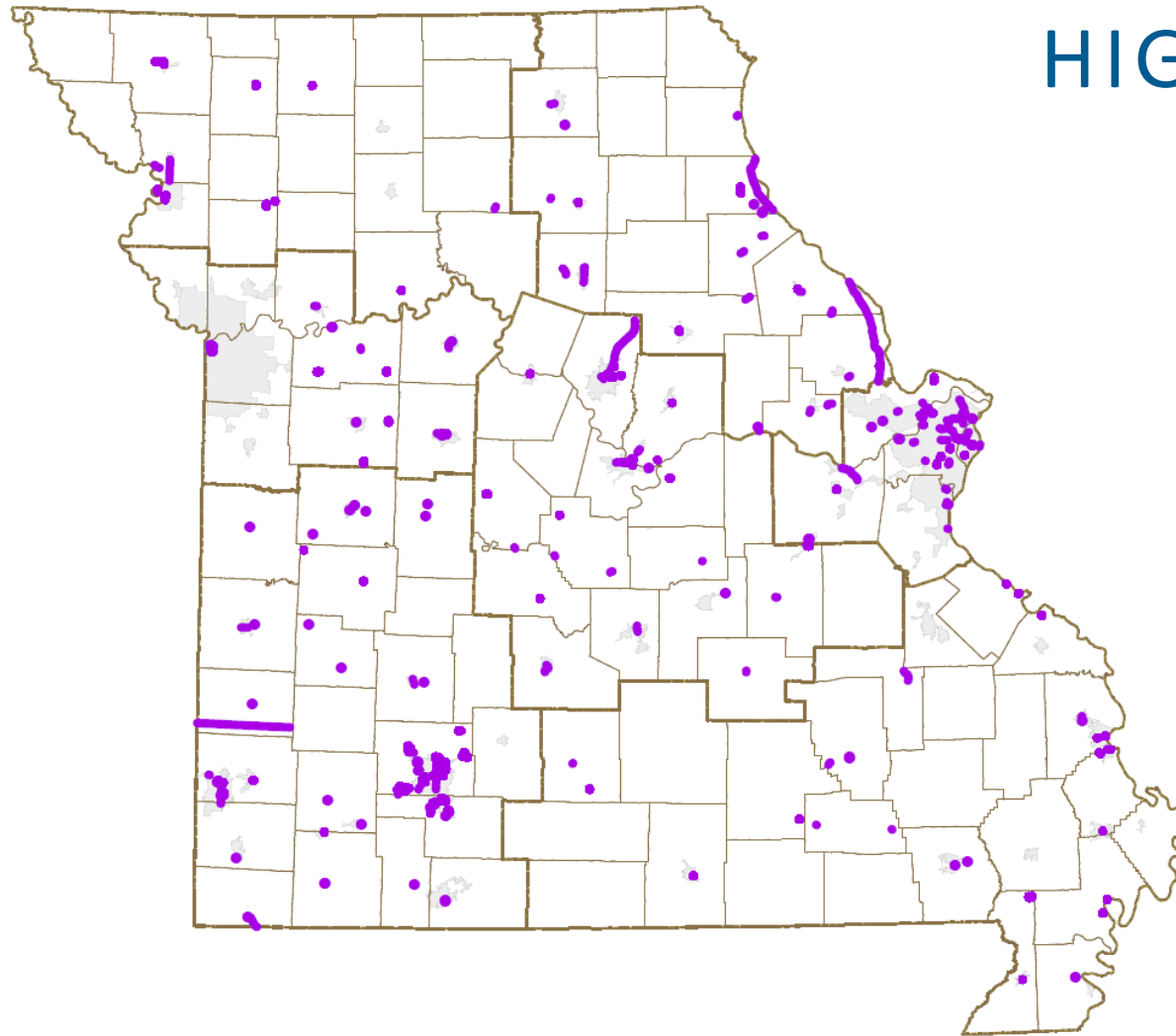
DISTRICT	IMPROVE BRIDGE CONDITIONS	IMPROVE ROAD CONDITIONS	INCREASE ECONOMIC GROWTH AND IMPROVE SAFETY	MAJOR INTERSTATE RECONSTRUCTION	Grand Total
NORTHWEST	\$25,400	\$25,570		\$46,781	\$97,751
NORTHEAST	\$10,782	\$8,823	\$76,653		\$96,258
KANSAS CITY RURAL		\$55,870	\$400		\$56,270
KANSAS CITY URBAN		\$61,000	\$314,792		\$375,792
CENTRAL			\$178,224	\$58,613	\$236,837
ST. LOUIS	\$544,500		\$218,020	\$110,000	\$872,520
SOUTHWEST RURAL			\$193,146		\$193,146
SOUTHWEST URBAN			\$108,167		\$108,167
SOUTHEAST	\$1,091	\$346	\$173,946		\$175,383
Grand Total	\$471,773	\$151,609	\$1,263,343	\$215,394	\$2,212,124


*Amounts in \$1,000 in 2021 Dollars (Uninflated)*

# HIGH-PRIORITY UNFUNDED MULTIMODAL NEEDS

*January - 2022*

\$1 billion



 Improve Multimodal Transportation Options

# MULTIMODAL



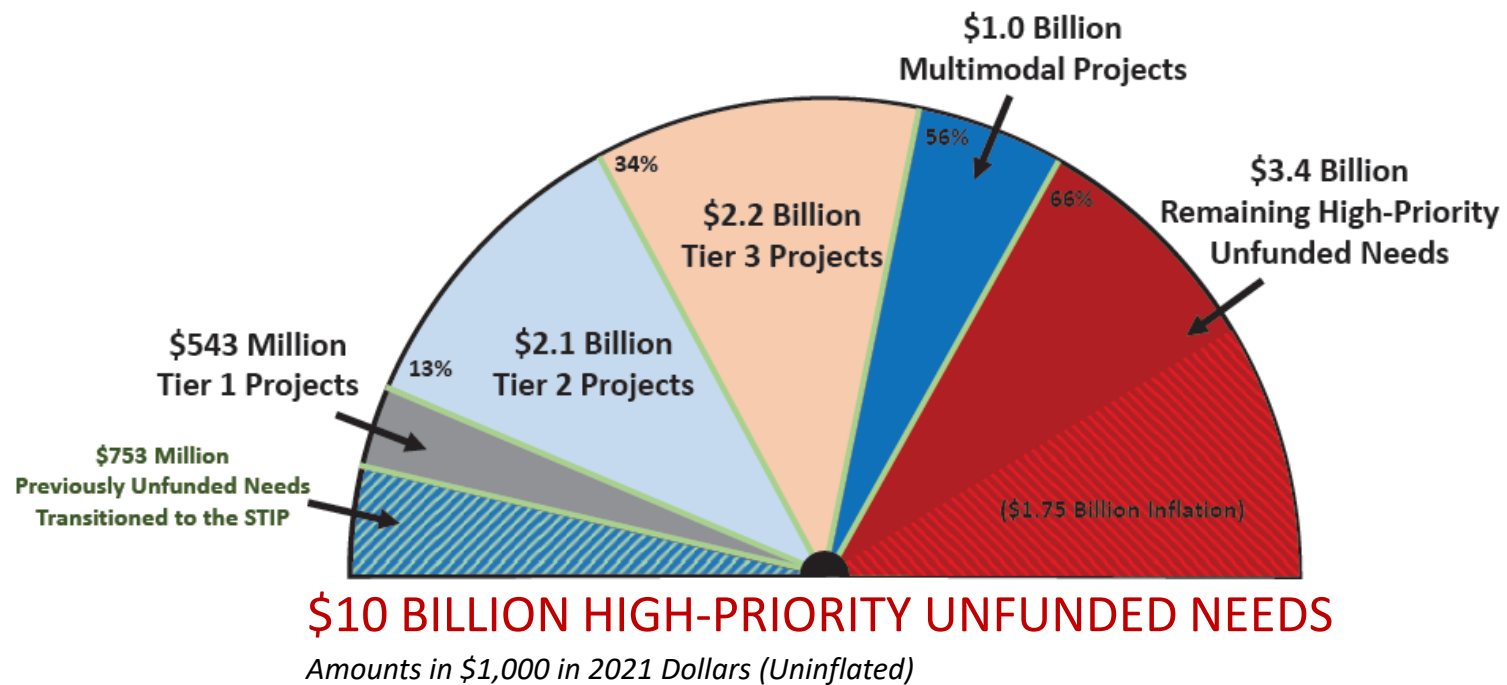
# HIGH-PRIORITY UNFUNDED MULTIMODAL NEEDS

*January - 2022*

DISTRICT	TOTAL
NORTHWEST	\$47,024
NORTHEAST	\$47,136
KANSAS CITY RURAL	\$28,186
KANSAS CITY URBAN	\$182,000
CENTRAL	\$117,165
ST. LOUIS	\$374,321
SOUTHWEST RURAL	\$95,905
SOUTHWEST URBAN	\$52,959
SOUTHEAST	\$91,403
Grand Total	\$1,036,099

*Amounts in \$1,000 in 2021 Dollars (Uninflated)*

# 10-YEAR UNFUNDED NEEDS REMAINING AFTER TIERS 1, 2, 3, & MULTIMODAL



# TOTALS BY PRIORITY

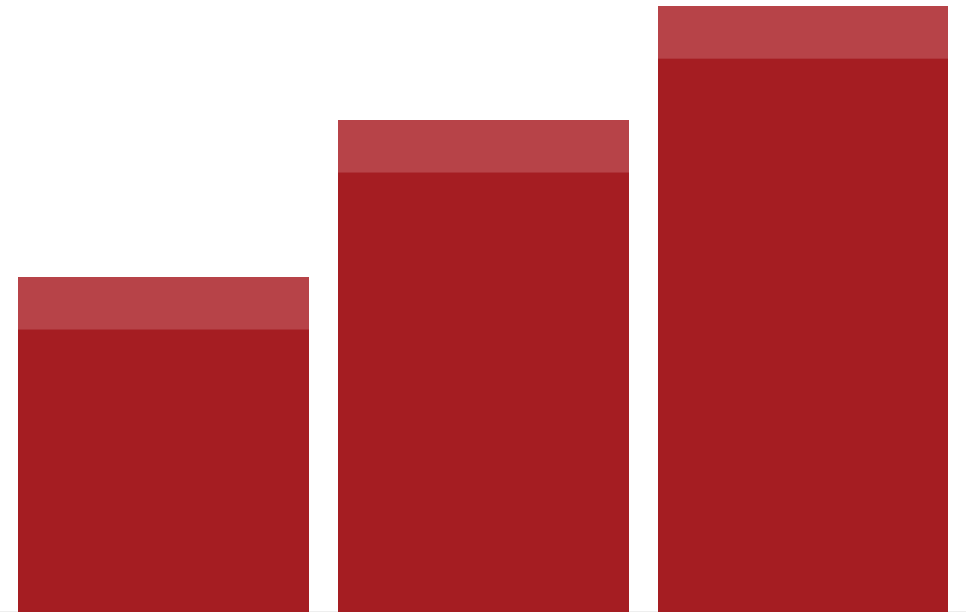
DISTRICT	TIER 1	TIER 2	TIER 3	MULTIMODAL	MAJOR BRIDGE	STATEWIDE	GRAND TOTAL
NORTHWEST	\$24,364	\$97,518	\$97,751	\$47,024	\$106,070	-	\$372,727
NORTHEAST	\$22,803	\$95,295	\$96,258	\$47,136	\$54,000	-	\$315,492
KANSAS CITY RURAL	\$15,400	\$65,979	\$56,270	\$28,186	\$57,060	-	\$222,895
KANSAS CITY URBAN	\$100,970	\$372,300	\$375,792	\$182,000	\$50,160	-	\$1,081,222
CENTRAL	\$62,000	\$213,799	\$236,837	\$117,165	-	-	\$629,801
ST. LOUIS	\$195,900	\$779,800	\$872,520	\$374,321	\$91,800	-	\$2,314,341
SOUTHWEST RURAL	\$47,642	\$191,899	\$193,146	\$95,905	-	-	\$528,592
SOUTHWEST URBAN	\$26,758	\$111,592	\$108,167	\$52,959	-	-	\$299,476
SOUTHEAST	\$47,541	\$213,508	\$175,383	\$91,403	\$67,700	-	\$595,535
STATEWIDE	-	-	-	-	-	\$1,635,800	\$1,635,800
REMAINING UNFUNDED NEEDS							\$2,004,120
Grand Total	\$543,378	\$2,141,690	\$2,212,124	\$1,036,099	\$426,790	\$1,635,800	\$10,000,000

# TOTALS BY TYPE

DISTRICT	IMPROVE BRIDGE CONDITIONS	IMPROVE ROAD CONDITIONS	INCREASE ECONOMIC GROWTH & IMPROVE SAFETY	MAJOR INTERSTATE RECONSTRUCTION	MULTIMODAL	GRAND TOTAL
NORTHWEST	\$56,370	\$62,232	\$54,250	\$46,781	\$47,024	\$266,657
NORTHEAST	\$14,682	\$19,521	\$180,153	-	\$47,136	\$261,492
KANSAS CITY RURAL	\$15,400	\$83,014	\$39,235	-	\$28,186	\$165,835
KANSAS CITY URBAN	-	\$199,300	\$649,762	-	\$182,000	\$1,031,062
CENTRAL	-	-	\$454,023	\$58,613	\$117,165	\$629,801
ST. LOUIS	\$685,200	\$76,500	\$399,420	\$687,100	\$374,321	\$2,222,541
SOUTHWEST RURAL	\$1,000	\$47,360	\$333,112	\$51,215	\$95,905	\$528,592
SOUTHWEST URBAN	-	\$49,860	\$169,055	\$27,602	\$52,959	\$299,476
SOUTHEAST	\$6,742	\$2,887	\$426,803	-	\$91,403	\$527,835
STATEWIDE	-	\$25,000	\$90,800	\$1,500,000	\$20,000	\$1,635,800
MAJOR BRIDGE	\$426,790	-	-	-	-	\$426,790
REMAINING UNFUNDED NEEDS						\$2,004,120
Grand Total	\$1,206,184	\$565,674	\$2,796,613	\$2,371,311	\$1,056,099	\$10,000,000

# THE MEETINGS

- Nov. 16 – Dec. 9
  - 10 meetings
  - Every district
  - 307 participants attended meetings
- **Educate** the public, planning partners, media and elected officials **on proposed use of future funds**





# THE AUDIENCE

- The public, state lawmakers, city officials, county officials, media, contractors, planning partners and more



# THE FEEDBACK

- 442 public comments
- **282** desired projects **have already been identified** as unfunded needs
- 95 comments identifying 48 additional needs
- 65 comments related to off system needs, MoDOT policy and other items



# THE TRENDS

- 100+ comments on widening I-49
  - Corridor improvements identified as tier 3 project
- Dozens of bike/ped comments
  - Many requesting funding for the Rock Island Trail
    - DNR announced in December plans to complete the trail

- Finalize sharing comments with partners
  - Ensures inclusion in local level prioritization
  - Assists identifying other jurisdictions' needs
- Start again after STIP
  - Annually collect and then prioritize
  - Continue to work to get more involvement
  - Continue steps to further refine and standardize prioritization process

---

## NEXT STEPS