

Missouri Coalition
for **Roadway Safety**



CENTRAL DISTRICT
For information, contact
P.O. Box 270
Jefferson City, MO 65102

573.751.3322
888.275.6636

BUCKLE
to
**ARRIVE
ALIVE**

Activity Book

www.saveMolives.com

To get from here -




- to here safely



we must do what?

Which one is different?

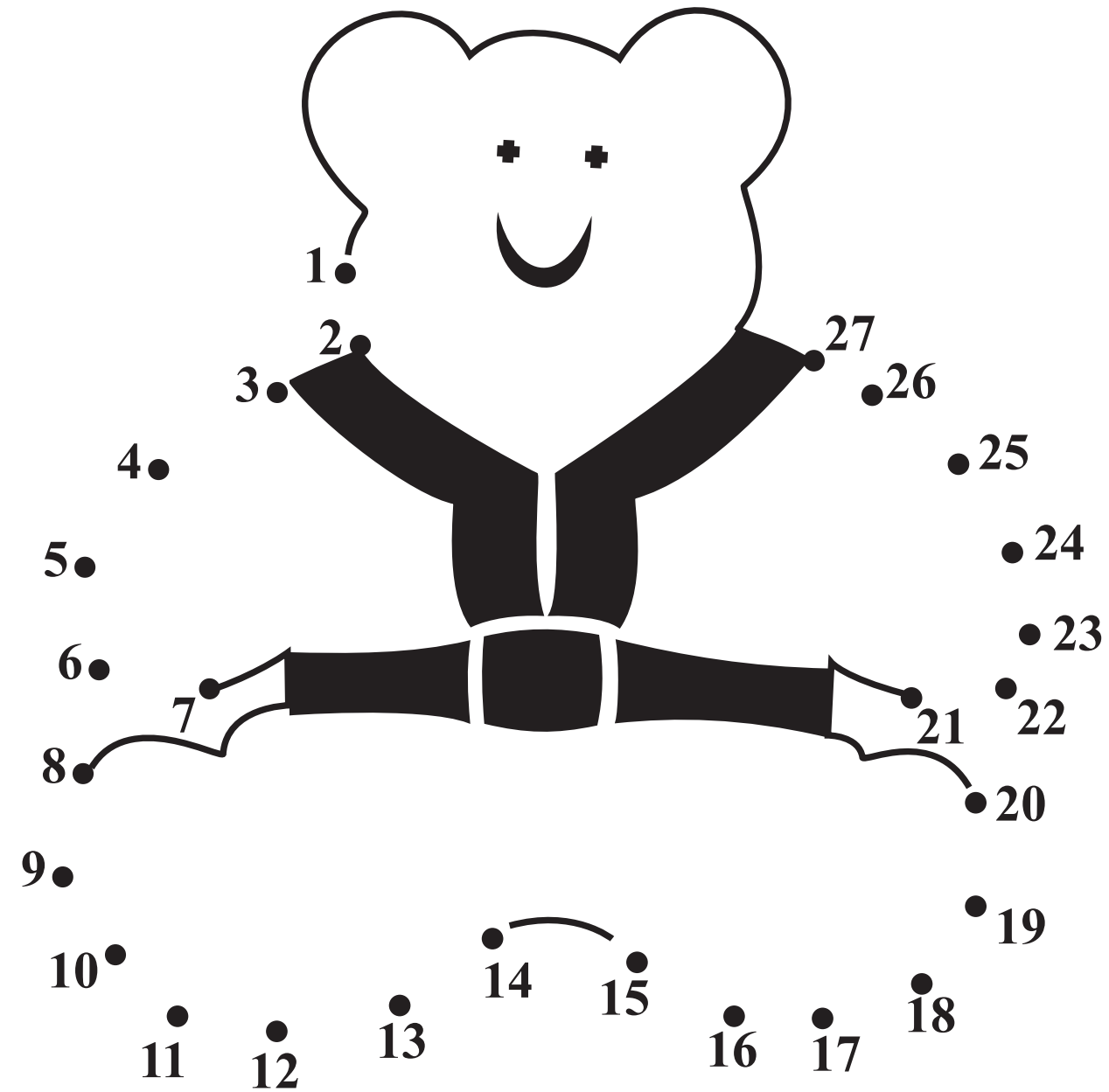


Matching

- A. Laws
- B. Seat Belts
- C. Buckle Up
- D. Injury
- E. CRASH
- F. Make It Click
- G. DRIVER
- H. Safe
- I. Booster Seat
- J. Shoulder Belt
- K. Car
- L. Ticket
- M. Infant Seat

- _____ 1. What should be worn across your body, not behind your back.
- _____ 2. What you must use if you are less than 20 pounds.
- _____ 3. What it might be called if a car runs off the road.
- _____ 4. Those who have outgrown the infant seat use this.
- _____ 5. Slogan for hooking your seat belt.
- _____ 6. Car accessory that saves lives.
- _____ 7. Policemen enforce these.
- _____ 8. Something that might happen to your body in a crash.
- _____ 9. If we do not wear seat belts what the policeman my give us.
- _____ 10. You ride in this to go somewhere.
- _____ 11. This is what wearing your seat belt makes you.
- _____ 12. The bear tells you this.
- _____ 13. This person should be sure everyone is wearing their seat belt.

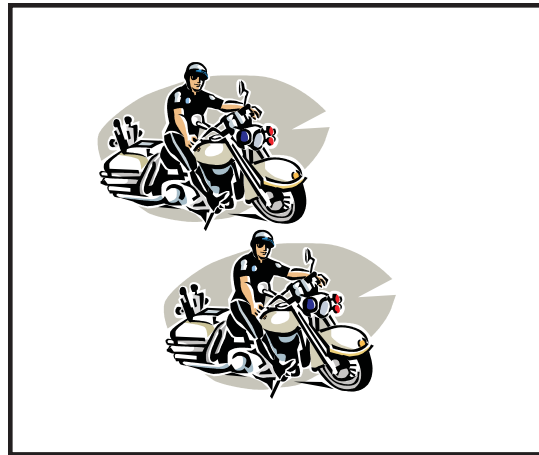
Connect the Dots



Find the six differences



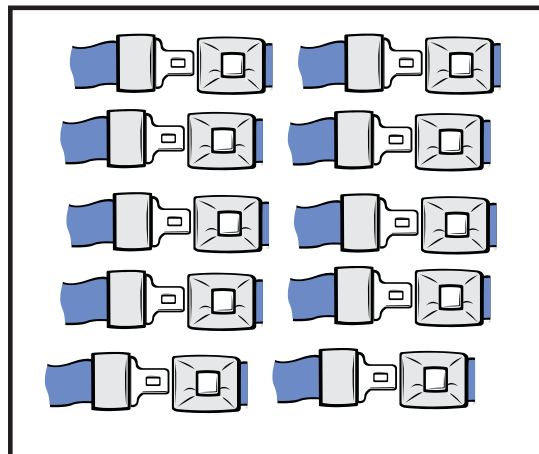
Count 'em




There are _____




There are _____



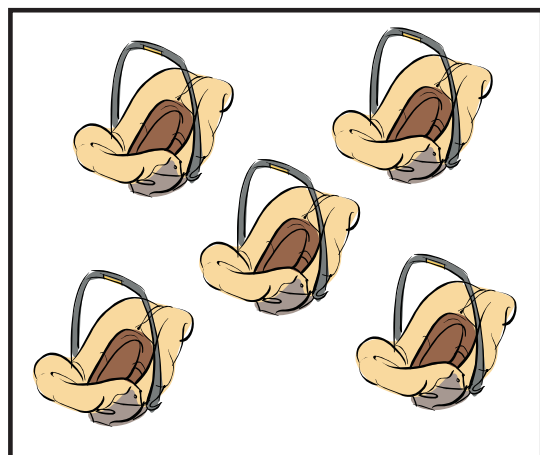
There are _____




There are _____



There are _____

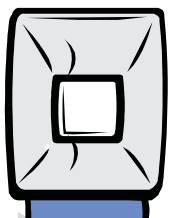
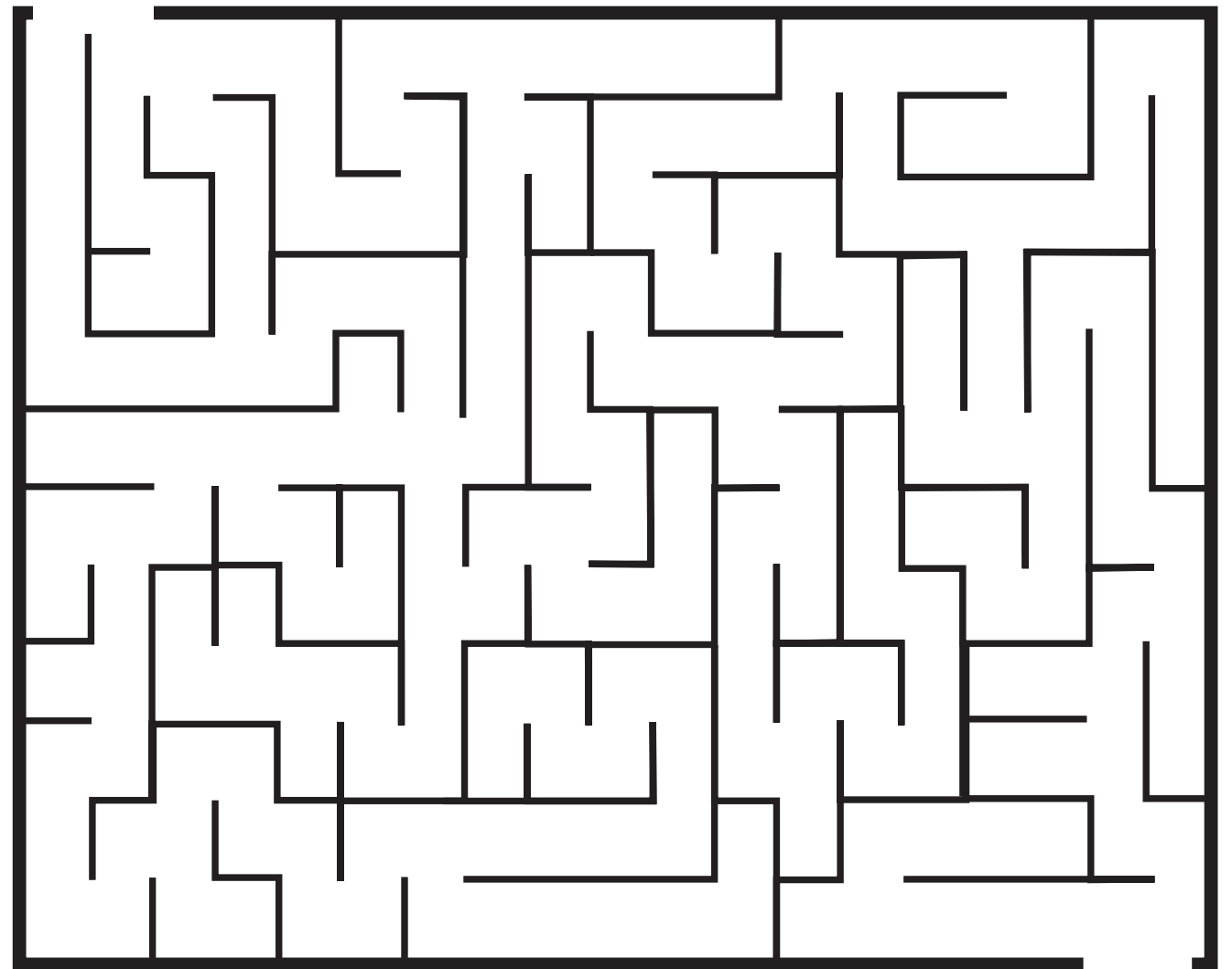


There are _____



Make it Click!

Start



Color pages...

