

ADDENDUM NO. 3
STP-3100 (521)
CITY PROJECT NO. 32124
WATER STREET AT LOHMAN'S LANDING
PUBLIC WORKS
April 25, 2014

1. The bidder will acknowledge receipt of this Addendum and his acceptance of its conditions by signing this Addendum and including it with his bid.

BIDDER: _____

BY: _____

TITLE: _____

ADDENDUM

1. Included with this addendum is a stormwater design page. This page includes all revisions to the stormwater design for the project. Any conflicting stormwater shown or noted on other pages should be disregarded.
2. Included with this addendum is a revised bid form dated April 25, 2014. This bid form should be submitted with your bid.
3. Included with this addendum are revised and additional job special provision, and additional question and answers.

CITY OF JEFFERSON, MISSOURI
MATTHEW MORASCH, P.E.
DIRECTOR OF PUBLIC WORKS

CITY OF JEFFERSON
ITEMIZED BID FORM (April 25, 2014)
WATER STREET AT LOHMAN'S LANDING
STATE PROJECT NO. STP - 3100 (521)
PROJECT NO. 32124

ITEM NO.	DESCRIPTION	UNIT	APPROX. QUANTITY	UNIT PRICE	AMOUNT
1	Initial Mobilization	LS	1		
2	Construction Signage / Traffic Control	EA	6		
3	Earthwork	LS	1		
04R	Excavation (Paver, Raised Walkway, & Pipe)	LS	1		
5	Archeological item Investigation	15 min	10		
6	Archeological Shutdown [5 days or less]	day	5		
7	Archeological Demobilization & Remobilization	EA	1		
8	Subgrade Stabilization	TON	40		
9	Rock Removal	CY	15		
10	Removals	LS	1		
11	Stair Removal	EA	3		
12	Stair Installation	EA	3		
13	Modular Wall Blocks	SF	496.0		
14	Modular Wall Cap Blocks	LF	174.7		
15	Fencing Pillar	EA	3		
16	Wood Fence	LF	588		
17	Electric Streetlight Controler and Meter	EA	1		
18	Two Inch (2") Conduit	LF	998		
19	Junction Box; MODOT Class I	EA	2		
20	#8 Electric Wire	LF	200.5		
21	#10 Electric Wire	LF	797.5		
22	Streetlight - Pole & Base	EA	15		
23	Streetlight - Globe	EA	15		
24	Streetlight - Lamp	EA	15		
25	Bike Ring	EA	3		

ITEM NO.	DESCRIPTION	UNIT	APPROX. QUANTITY	UNIT PRICE	AMOUNT
26	Bench	EA	2		
27	Curb and Gutter; Type A	LF	203.9		
28	Curb and Gutter; Variable Height Curbing	LF	118.0		
29	Curb; MODOT Type S	LF	651.6		
30	Street Replacement; 7" Thick	SY	34.3		
31	Detectable Warning Panels	SF	90		
32	Sidewalk Ramp; 6" Thick	SY	34.8		
33	Sidewalk; 4" Thick	SY	324.1		
33.5	Sidewalk; 4" Thick (Match Existing)	SY	8.0		
34	Raised Walkway with Trnech Drain	EA	1		
35	Subsurface Paver & Raised Sidewalk Construction	SY	1456.6		
36	Pavers	SY	1377.9		
37	Parking Lot Lines - Pavers	LF	170.0		
38	Parking Lot Lines - Paint	LF	85.2		
39	Parking Lot Lines - Symbols	EA	1		
40	New R7-8 Sign (12" x 18")	EA	1		
41	New R7-8P Placard Sign (18" x 9")	EA	1		
42	New D4x3 Sign (12" x 18")	EA	1		
43	New Sign Pole	EA	2		
44	Reset Existing Street Pole and Sign	EA	2		
45	Vertical Adjustment of Water Valve	EA	1		
46	Rebuild Existing Sanitary Sewer Manhole	EA	3		
47	Rebuild Existing Stormwater Manhole	EA	1		
48R	OMIT ITEM	-	-	-	-
49R	OMIT ITEM	-	-	-	-
50	Four-inch Pipe (4" dia Schedule 40)	LF	16		
51	Six-inch Pipe (6" dia Schedule 40)	LF	50		
52	Six-inch Perferated Pipe (6" dia Schedule 40)	LF	80		


ITEM NO.	DESCRIPTION	UNIT	APPROX. QUANTITY	UNIT PRICE	AMOUNT
53	Fill Ex. Stormwater Pipe/Structure (15")	CY	1.7	_____	_____
54	Stormwater Inlet Protection	EA	2	_____	_____
55	Straw Wattle	LF	250.0	_____	_____
56	Rip-Rap	SY	89.5	_____	_____
57	Temporary Cover	AC	0.11	_____	_____
58	Seeding	AC	0.11	_____	_____
59	Connection (15" dia and 8" dia)	EA	1	_____	_____
			TOTAL BASE BID		_____

Signature of Bidder

Date

City of Jefferson

320 E. McCarty St.
Jefferson City, MO 65101



Eric J. Struempf, Mayor

Phone: 573-634-6410

Fax: 573-634-6562

April 25, 2014

**Subject: STP-3100 (521), Project No. 32124 – Water Street at Lohman’s Landing
Revised & Additional Job Special Provision and Question & Answers**

The following items revise the corresponding item in Job Special Provision R (Measurement and Payment):

- R.04_R Excavation (Paver, Raised Walkway, and Pipe)
This item shall include all labor, material, equipment, and services necessary to excavate the area under the new street pavers and the raised walkway to the elevations shown on the plans, **and excavate the area for the pipe trench as shown on the plans.** This work should be conducted by a skilled operator and will be done so in lifts designated by the project archeologist (typical four to six inch lifts). This work does not include excavation associated with investing an item of interest nor any excavation outside of the street pavers, raised walkway areas, **or pipe;** as that work will be paid under other bid times. The work provided herein will not be measured for payment, but will be paid as an agreed upon percent of the exaction complete, with the total item payments equaling the lump sum bid price.
- R.48_R Omit Item
This item was omitted from the bid.
- R.49_R Omit Item
This item was omitted from the bid.

The following items are additions to Job Special Provision R (Measurement and Payment):

- R.33.5 Sidewalk; 4” Thick (Match Existing)
This item shall include all labor, material, equipment, and services necessary for the construction of a concrete sidewalk as shown on the plans, and detailed in the City of Jefferson Drawings and Technical Specifications. The sidewalk should be four-inch (4”) concrete as specified in the City Standard Drawings and Technical Specifications, **and match the surrounding exposed aggregate concrete.** The work provided herein will be measured by the square yard of approved sidewalk, and will be paid in a like fashion at the bid unit price.
- R.59 Connection (15” dia. And 8” dia.)
This item shall include all labor, material, equipment, and services necessary for connecting an 8 inch clay pipe into a 15” pipe as indicated on these plans and in accordance with these special provisions and City of Jefferson Standard Drawings and Technical Specifications. This work shall include but is not limited to, all connections, sealing, and additional pipe. The work provided herein will be measured per each approved connection made, and will be paid in a like fashion, at the bid unit price.

The following are Questions and Answers we have received and given since Addendum 1 was issued.

QUESTION: How will the concrete in the parking area be paid?

ANSWER: This will be paid as street replacement (item 30).

QUESTION: The paver laid parking lot lines are shown over the curb and gutter. Are these line extensions to be painted?

ANSWER: No, this was a mistake on the plans. The parking lot lines that are created using pavers should end at the curb and gutter.

QUESTION: Can the train platform be utilized in the temporary walkway?

ANSWER: No.

QUESTION: Could a contractor carefully remove the exposed garage concrete panels and reset them after the work is completed?

ANSWER: If the panels are undamaged and can meet all ADA requirements (please see the ADA check list), then yes they may be removed and relayed.

Regardless of the method, the contractor will be paid for this work under bid item 33.5.

QUESTION: Where can we get rough cut cedar for the fence?

ANSWER: The following are a few providers we are aware of in this area. This is not a comprehensive list.

Beyers Lumber & Hardware
8684 Olive Blvd.
St. Louis, MO 63132
P: (314) 993-2445
(800) 229-9662
www.beyerslumber.com/premium-lumber/cedar-lumber

Holmes Fencing Rails
Gainesville, MO
P: (870) 321-1249
E: info@18thcenturyfencerails.com
18thcenturyfencerails.com/about.html

Hoover Fence Co
4521 Warren Road
Newton Falls, OH 44444
P: (330) 358-2335
(800) 355-2335
hooverfence.com/wood/cedar-split-rail.htm

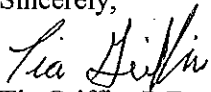
Steam Forest Products
Wausaukee, Wisconsin
P: (715) 856-6192
www.rusticsplitrails.com/about/default.asp

Universal Forest Products
UFP Harrisonville, LLC.
2600 Precision Dr.
Harrisonville, MO 64701
P: (816) 380-7600
www.ufpi.com/en/products/wood-fencing/wood-fence-styles/ranch-rail.aspx

United Wood Enterprises Inc.
Clinton, MO 64735-9086
P: (660) 885-6242

If anything is unclear, please let us know.

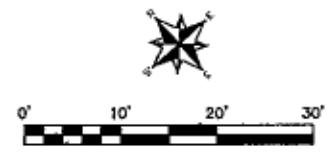
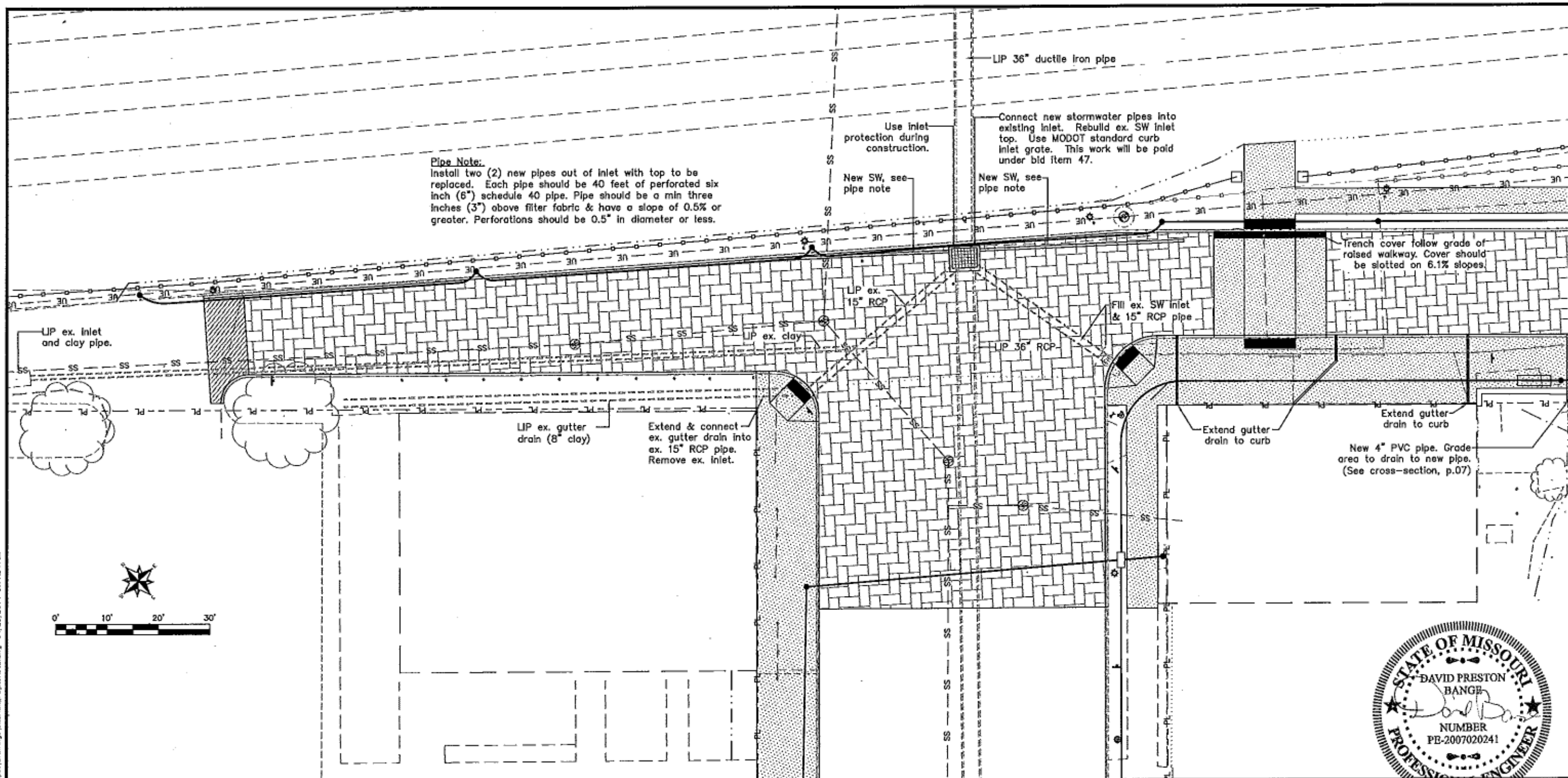
Sincerely,



Tia Griffin, P.E., CPESC
Design Engineer
(573) 634-6538
TGriffin@jeffcitymo.org

C: Plan Holders, Meeting Attendees, Project File, and Writer's File

I:\Files\pdown\Public Works\Cad\Drawings\City-PROJECTS\32124 - Water Street Train Depot\Drawings\SkePlan_TC_Rev\Rev.dwg 04/25/2014 9:11:34 AM



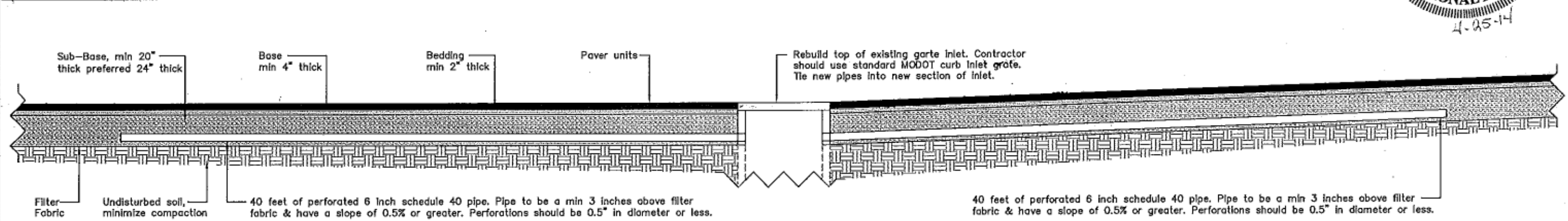
NO.	DATE:	REVISION AND DESCRIPTION

Stormwater Design

Water Street at Lohman's Landing
 MODOT No. STP-3100 (521)
 City of Jefferson No. 32124

CHECKED BY: DPB
 DRAWN BY: DPB, TNG
 DATE: 04/14

David Preston Bange, P.E.
 MO# PE-2007020241



Typical Pavmetn Section -- Roadway, Jefferson Street

City of Jefferson PUBLIC WORKS

SHEET NUMBER