

PRAIRIE DELL ROAD IMPROVEMENTS – ADDENDUM #2
City of Union, MO
Federal Project STP-6200(607)
December 8, 2014

This addendum is hereby made part of the contract documents of the above referenced project. This addendum supplements and/or amends the originally issued documents and all related addenda.

Attachments:

- Revised Bid Form
 - Item number 9013002 (Conduit, 2 in. Rigid, in trench) was modified to 120 LF.
 - Item number 9017010 (Cable, 10 AWG 1 Conductor, Pole and Bracket) has been removed.
- Frost Free Hydrant Specifications, Part H(3.2)(D) and (E), added to include information on connection to water main.
- Landscaping specifications, Part I(1.0), amended to include clarifications regarding frost free hydrants
 - The contractor will be responsible for supplying the materials for the connections to the main, the City of Union will provide the labor for connections to the main.
 - Lump sum quantity shall include all necessary materials to connect Frost-Free Hydrants to the water main.
 - Water meters are not necessary.
 - No permit fees are required.
- Sheet 2A revised to reflect the updated quantities.
- Sheets 30-32 revised to correct wiring configuration.
- Sheet 31 revised to reflect the updated quantities.
- Additional Remarks
 - Disregard note #12 on Sheet L100. All disturbed areas shall be seeded per the quantity on the bid form.
 - Geotech report (10/19/2012) is available from Horner & Shifrin upon request.
 - Provide 6 circuit metered load center. Provide with (2) 30A/2P circuit breakers and (2) spaces.

ACKNOWLEDGEMENT OF ADDENDUM #2

The bidder will acknowledge receipt of this Addendum and acceptance of its conditions by signing this Addendum and including it with the bid.

SIGNATURE: _____

TITLE: _____

COMPANY: _____

DATE: _____

ITEMIZED BID FORM

Prairie Dell Road - Phase 1 Improvements

ITEM NUMBER	DESCRIPTION	UNIT	QUANTITY	UNIT PRICE	TOTAL
	ROADWAY ITEMS:				
2013000	CLEARING AND GRUBBING	LS	1		
2022010	REMOVAL OF IMPROVEMENTS	LS	1		
2031000	CLASS A EXCAVATION	CY	3484		
2036000	COMPACTING EMBANKMENT	CY	1602		
2039907	REMOVAL & REPLACEMENT OF SUBBASE	CY	500		
3040504	TYPE 5 AGGREGATE BASE (4 IN. THICK)	SY	2048		
3040509	TYPE 5 AGGREGATE BASE (9 IN. THICK)	SY	7450		
3101002	GRAVEL (A)	TON	14		
4011209	BITUMINOUS PAVEMENT MIXTURE PG64-22 (BP-1)	TON	1780		
4013000	BITUMINOUS PAVEMENT MIXTURE PG64-22 (BASE)	TON	1692		
4071005	TACK COAT	GAL	460		
4081010	PRIME-LIQUID ASPHALT RC 70 OR MC 30	GAL	3130		
6039902	ADJUST TO GRADE WATER VALVE	EACH	1		
6049903	ADJUST TO GRADE PULL BOX	EACH	1		
6042010	ADJUSTING MANHOLE	EACH	2		
6081000	CONCRETE MEDIAN	SY	188		
6085007	PAVED APPROACH, 7 IN.	SY	385		
6091010	CONCRETE CURB (6 IN. HEIGHT AND UNDER) TYPE S	LF	4742		
6091060	PAVED DITCH	SY	83		
6092011	CONCRETE CURB (6 IN. HEIGHT AND UNDER) TYPE A	LF	205		
6092032	CONCRETE CURB LOW PROFILE TYPE F	LF	286		
6099903	ROLLED CURB AND GUTTER	LF	41		
6161005	CONSTRUCTION SIGNS	SF	176		
6161010	RELOCATED SIGNS	SF	22		
6161028	CHANNELIZER	EACH	50		
6161030	TYPE III MOVABLE BARRICADE	EACH	14		
6181000	MOBILIZATION	LS	1		
6274000	CONTRACTOR FURNISHED SURVEYING AND STAKING	LS	1		
7269903	12" CLASS III REINFORCED CONCRETE PIPE	LF	306		
7269904	15" CLASS III REINFORCED CONCRETE PIPE	LF	1251		
7269905	30" CLASS III REINFORCED CONCRETE PIPE	LF	560		
7269906	36" CLASS III REINFORCED CONCRETE PIPE	LF	315		
7269907	12" CORRUGATED METAL PIPE	LF	32		

ITEMIZED BID FORM

Prairie Dell Road - Phase 1 Improvements

ITEM NUMBER	DESCRIPTION	UNIT	QUANTITY	UNIT PRICE	TOTAL
7269908	18" CORRUGATED METAL PIPE	LF	57		
7269909	24" CORRUGATED METAL PIPE	LF	24		
7310048	PRECAST CONCRETE MANHOLE - 48 IN	EACH	2		
7310072	PRECAST CONCRETE MANHOLE - 72 IN	EACH	4		
7319904	SINGLE CURB INLET, UNTRAPPED	EACH	6		
7319905	AREA INLET	EACH	6		
7319906	GRATE INLET	EACH	2		
7329902	30 IN. FLARED END SECTION, REINFORCED CONCRETE PIPE	EACH	1		
8061019	SILT FENCE	LF	290		
8061021	TYPE I DITCH CHECK	EACH	33		
8051000A	SEEDING - COOL SEASON MIXTURES	ACRES	2.9		
				SUBTOTAL:	
	SIGNS:				
9039912	CROSSWALK (W11-2A)	EACH	10		
9039913	ARROW (W16-7)	EACH	10		
9039914	YIELD (R1-2)	EACH	9		
9039915	KEEP RIGHT (R4-7)	EACH	4		
9039916	ROUNDAABOUT (W2-6)	EACH	4		
9039917	ROUNDAABOUT LABEL (W2-6A)	EACH	4		
9039918	WHITE CHEVRON (R6-4)	EACH	4		
9039919	BICYCLE WARNING (W11-1)	EACH	4		
9039920	SHARE THE ROAD (W16-1P)	EACH	4		
				SUBTOTAL:	
	PAVEMENT MARKING:				
6205130	TYPE 2 PREFORMED MARKING TAPE (GROOVED), LEFT/RIGHT ARROW	EACH	10		
6205140	TYPE 2 PREFORMED MARKING TAPE (GROOVED), 24 IN. WHITE, YIELD LINE TRIANGLES	EACH	24		
6205303B	PREFORMED REMOVABLE MARKING TAPE 4 IN., YELLOW	LF	400		
6206000B	ACRYLIC WATERBORNE PAVEMENT MARKING PAINT, 4 IN., WHITE	LF	3267		
6206001B	ACRYLIC WATERBORNE PAVEMENT MARKING PAINT, 4 IN., YELLOW	LF	5768		
6206124	ACRYLIC WATERBORNE PAVEMENT MARKING PAINT, 24 IN., WHITE	LF	240		
				SUBTOTAL:	

ITEMIZED BID FORM

Prairie Dell Road - Phase 1 Improvements

ITEM NUMBER	DESCRIPTION	UNIT	QUANTITY	UNIT PRICE	TOTAL
	LANDSCAPING/STREETSCAPING:				
8089901	LANDSCAPING	LS	1		
				SUBTOTAL:	
	LIGHTING:				
9013001	CONDUIT, 1 IN. RIGID, IN TRENCH	LF	1800		
9013002	CONDUIT, 2 IN. RIGID, IN TRENCH	LF	120		
9017002	CABLE, 2 AWG 1 CONDUCTOR	LF	525		
0	NOT USED	0	0		
9017008	CABLE, 8 AWG 1 CONDUCTOR	LF	5400		
0	NOT USED	0	0		
9018610	POWER SUPPLY ASSEMBLY, TYPE 1, 240/120 VOLT SERVICE, LIGHTING ONLY	EACH	1		
9019903	#2 AWG BARE COPPER GROUNDING CONDUCTOR	LF	90		
9019904	150W HPS LIGHT FIXTURE WITH 14' DECORATIVE POLE	EACH	17		
9019905	10'X3/4" COPPER CLAD GROUND ROD	EACH	18		
9029100	BASE, CONCRETE	CY	0.03		
				SUBTOTAL:	
	PEDESTRIAN FACILITIES:				
6081010	CONCRETE CURB RAMP	SY	125		
6081012	TRUNCATED DOMES	SF	290		
6086004	CONCRETE SIDEWALK, 4 IN.	SY	1618		
				SUBTOTAL:	
				TOTAL:	
TOTAL:	WRITTEN:	NUMBERS:			

2.1 FROST-FREE HYDRANTS

- A. Metal Components: Cast Iron Head and Lockable Handle; Galvanized Pipe; Stainless Steel Extension Rod; Certified Lead-Free.
- B. Exposed Surfaces: All exposed surfaces shall be weather-proof finishes (i.e. galvanized, stainless steel or powder-coated).
- C. Other Specifications: $\frac{3}{4}$ " FNPT Inlet; $\frac{3}{4}$ " Brass Male Hose Outlet Adapter; 30" Minimum Bury Depth; 120 PSI Rated.

PART 3 - EXECUTION

3.1 EXAMINATION

- A. Examine areas and conditions, with Installer present, for compliance with requirements for correct installation tolerances and other conditions affecting performance of the Work.
- B. Proceed with installation only after unsatisfactory conditions have been corrected.

3.2 INSTALLATION

- A. Comply with manufacturer's written installation instructions unless more stringent requirements are indicated.
- B. Unless otherwise indicated, install Frost-Free Hydrants before landscaping has been completed.
- C. Install Frost-Free Hydrants level, plumb, true, and securely anchored at locations indicated on Drawings.
- D. Connection of Frost-Free Hydrant to 1 $\frac{1}{2}$ " water supply line will require reducer to connect to the hydrant's $\frac{3}{4}$ " inlet.
- E. An existing water main runs along Prairie Dell Road and shall be connected to all hydrants. Contractor responsible for supplying materials for 1 $\frac{1}{2}$ " line from the main to the hydrants, the City of Union will make the connections to the water main.

I. LANDSCAPING

1.0 Description. This work shall consist of all work and materials necessary to provide plantings, trees, grasses, and frost-free hydrants (hose bibs) as shown on the plans. Contractor responsible for supplying materials for 1 $\frac{1}{2}$ " line from the main to the hydrants, the City of Union will make the connections to the water main.


2.0 Method of Measurement. The quantity of Landscaping shall be measured per LUMP SUM.

3.0 Basis of Payment. The accepted quantity of Landscaping will be paid for at the contract unit price per LUMP SUM, which shall include all materials, equipment, and tools necessary for the work.

SUMMARY OF QUANTITIES			
ITEM NUMBER	ITEM DESCRIPTION	UNIT	QUANTITY
ROADWAY ITEMS:			
2013000	CLEARING AND GRUBBING	LS	1
2022010	REMOVAL OF IMPROVEMENTS	LS	1
2031000	CLASS A EXCAVATION	CY	3484
2036000	COMPACTING EMBANKMENT	CY	1602
2039907	REMOVAL & REPLACEMENT OF SUBBASE	CY	500
3040504	TYPE 5 AGGREGATE BASE (4 IN. THICK)	SY	2048
3040509	TYPE 5 AGGREGATE BASE (9 IN. THICK)	SY	7450
3101002	GRAVEL (A)	TON	14
4011209	BITUMINOUS PAVEMENT MIXTURE PG64-22 (BP-1)	TON	1780
4013000	BITUMINOUS PAVEMENT MIXTURE PG64-22 (BASE)	TON	1692
4071005	TACK COAT	GAL	460
4081010	PRIME-LIQUID ASPHALT RC 70 OR MC 30	GAL	3130
6039902	ADJUST TO GRADE WATER VALVE	EACH	1
6049903	ADJUST TO GRADE PULL BOX	EACH	1
6042010	ADJUSTING MANHOLE	EACH	2
6081000	CONCRETE MEDIAN	SY	188
6085007	PAVED APPROACH, 7 IN.	SY	385
6091010	CONCRETE CURB (6 IN. HEIGHT AND UNDER) TYPE S	LF	4742
6091060	PAVED DITCH	SY	83
6092011	CONCRETE CURB (6 IN. HEIGHT AND UNDER) TYPE A	LF	205
6092032	CONCRETE CURB LOW PROFILE TYPE F	LF	286
6099903	ROLLED CURB AND GUTTER	LF	41
6161005	CONSTRUCTION SIGNS	SF	176
6161010	RELOCATED SIGNS	SF	22
6161028	CHANNEL IZER	EACH	50
6161030	TYPE III MOVABLE BARRICADE	EACH	14
6181000	MOBILIZATION	LS	1
6274000	CONTRACTOR FURNISHED SURVEYING AND STAKING	LS	1
7269903	12" CLASS III REINFORCED CONCRETE PIPE	LF	306
7269904	15" CLASS III REINFORCED CONCRETE PIPE	LF	1251
7269905	30" CLASS III REINFORCED CONCRETE PIPE	LF	560
7269906	36" CLASS III REINFORCED CONCRETE PIPE	LF	315
7269907	12" CORRUGATED METAL PIPE	LF	32
7269908	18" CORRUGATED METAL PIPE	LF	57
7269909	24" CORRUGATED METAL PIPE	LF	24
7310048	PRECAST CONCRETE MANHOLE - 48 IN	EACH	2
7310072	PRECAST CONCRETE MANHOLE - 72 IN	EACH	4
7319904	SINGLE CURB INLET, UNTRAPPED	EACH	6
7319905	AREA INLET	EACH	6
7319906	GRATE INLET	EACH	2
7329902	30 IN. FLARED END SECTION, REINFORCED CONCRETE PIPE	EACH	1
8061019	SILT FENCE	LF	290
8061021	TYPE I DITCH CHECK	EACH	33
8051000A	SEEDING - COOL SEASON MIXTURES	ACRES	2.9

SUMMARY OF QUANTITIES			
ITEM NUMBER	ITEM DESCRIPTION	UNIT	QUANTITY
SIGNS:			
9039912	CROSSWALK (W11-2A)	EACH	10
9039913	ARROW (W16-7)	EACH	10
9039914	YIELD (R1-2)	EACH	9
9039915	KEEP RIGHT (R4-7)	EACH	4
9039916	ROUNDBOUT (W2-6)	EACH	4
9039917	ROUNDBOUT LABEL (W2-6A)	EACH	4
9039918	WHITE CHEVRON (R6-4)	EACH	4
9039919	BICYCLE WARNING (W11-1)	EACH	4
9039920	SHARE THE ROAD (W16-1P)	EACH	4
PAVEMENT MARKING:			
6205130	TYPE 2 PREFORMED MARKING TAPE (GROOVED), LEFT/RIGHT ARROW	EACH	10
6205140	TYPE 2 PREFORMED MARKING TAPE (GROOVED), 24 IN. WHITE, YIELD LINE TRIANGLES	EACH	24
6205303B	PREFORMED REMOVABLE MARKING TAPE 4 IN., YELLOW	LF	400
6206000B	ACRYLIC WATERBORNE PAVEMENT MARKING PAINT, 4 IN., WHITE	LF	3267
6206001B	ACRYLIC WATERBORNE PAVEMENT MARKING PAINT, 4 IN., YELLOW	LF	5768
6206124	ACRYLIC WATERBORNE PAVEMENT MARKING PAINT, 24 IN., WHITE	LF	240
LANDSCAPING/STREETSCAPING:			
8089901	LANDSCAPING	LS	1
LIGHTING:			
9013001	CONDUIT, 1 IN. RIGID, IN TRENCH	LF	1800
9013002	CONDUIT, 2 IN. RIGID, IN TRENCH	LF	120
9017002	CABLE, 2 AWG 1 CONDUCTOR	LF	525
0	NOT USED	LF	0
9017008	CABLE, 8 AWG 1 CONDUCTOR	LF	5400
0	NOT USED	LF	0
9018610	POWER SUPPLY ASSEMBLY, TYPE 1, 240/120 VOLT SERVICE, LIGHTING ONLY	EACH	1
9019903	#2 AWG BARE COPPER GROUNDING CONDUCTOR	LF	90
9019904	150W HPS LIGHT FIXTURE WITH 14' DECORATIVE POLE	EACH	17
9019905	10' X 3/4" COPPER CLAD GROUND ROD	EACH	18
9029100	BASE, CONCRETE	CY	0.03
PEDESTRIAN FACILITIES:			
6081010	CONCRETE CURB RAMP	SY	125
6081012	TRUNCATED DOMES	SF	290
6086004	CONCRETE SIDEWALK, 4 IN.	SY	1618

THE PROFESSIONAL ENGINEER'S SEAL AND SIGNATURE SHALL BE PLACED ON THIS SHEET. THE PROFESSIONAL ENGINEER SHALL BE RESPONSIBLE FOR THE ACCURACY OF THE INFORMATION PROVIDED HEREON. THE PROFESSIONAL ENGINEER SHALL BE RESPONSIBLE FOR THE ACCURACY OF THE INFORMATION PROVIDED HEREON. THE PROFESSIONAL ENGINEER SHALL BE RESPONSIBLE FOR THE ACCURACY OF THE INFORMATION PROVIDED HEREON.



Name: Jarrett Jasper
 Discipline: Civil Engineer
 License No. 2005005570
 Expiration Date: 12-31-2015

DATE PREPARED
 12/8/2014

JOB NO.
 1224500

FEDERAL PROJECT NO.
 STP-6200(607)

SHEET OF
 2A 56

DATE	DESCRIPTION
12/1/14	ADDENDUM 1
12/8/14	ADDENDUM 2

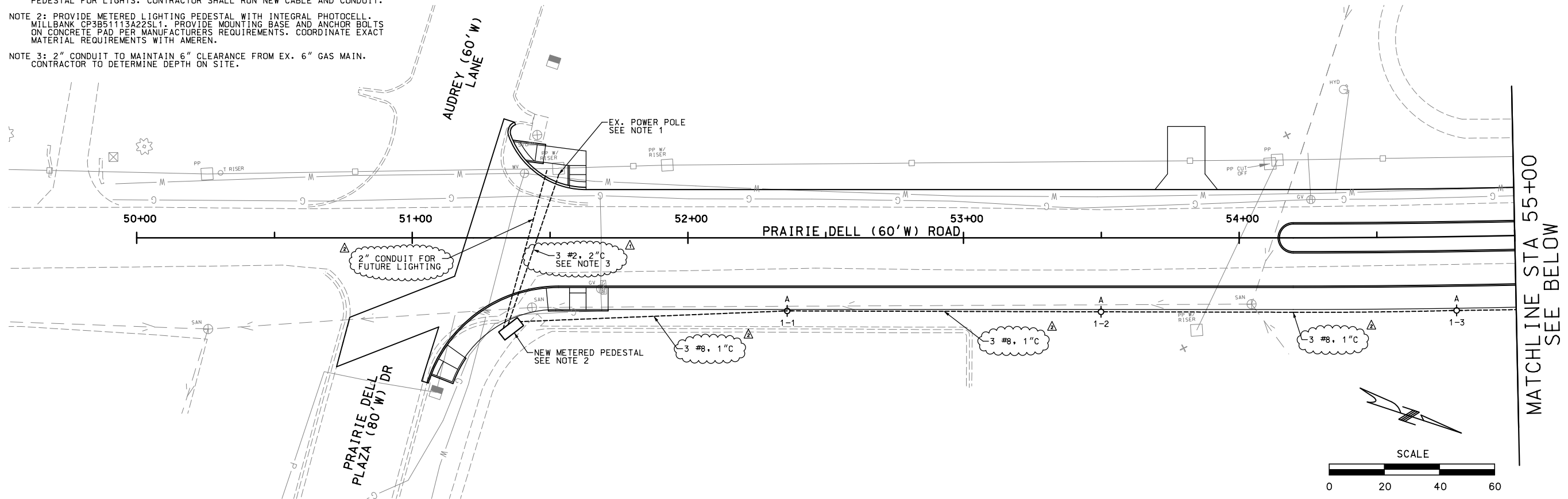
HORNER & SHIFRIN, INC.
ENGINEERS
 5200 OAKLAND AVE., ST. LOUIS, MO 63110
 314-531-4321 FAX: 314-531-6966 www.horner-shifrin.com
 Discipline: Professional Engineering
 Certificate of Authority: 0000159
 Expiration Date: December 31, 2014

PRAIRIE DELL ROAD
 PHASE 1
 SUMMARY OF QUANTITIES
 SHEET 1 OF 1


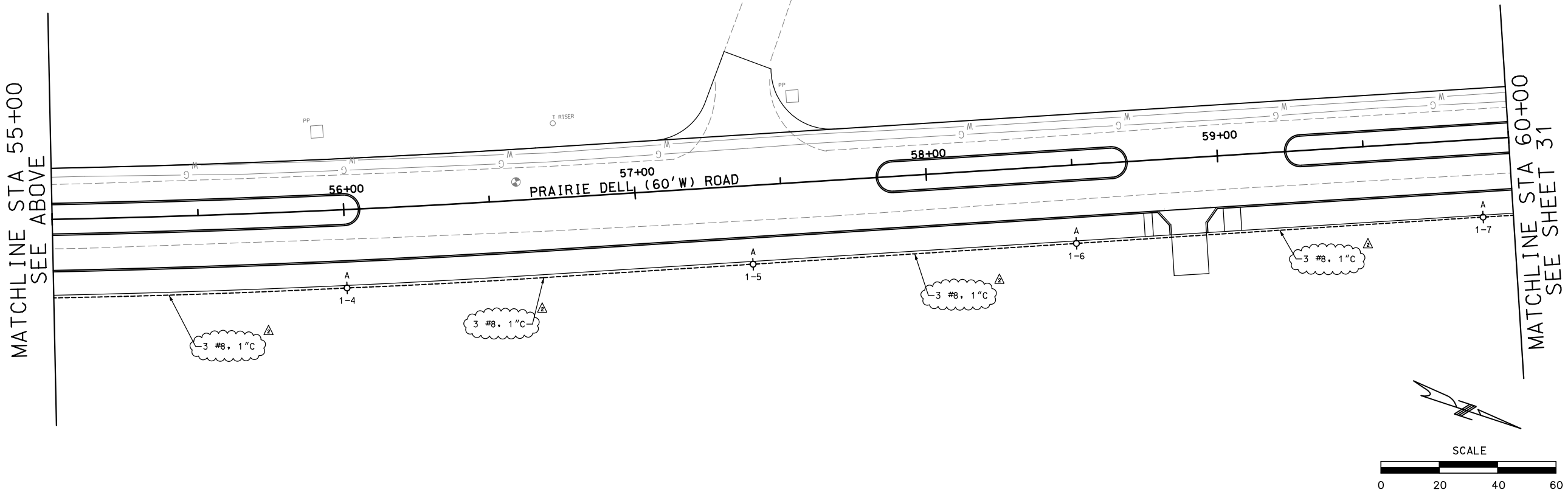
NOTE 1: AMEREN TO PROVIDE POLE-MOUNTED TRANSFORMER FOR NEW METERED PEDESTAL FOR LIGHTS. CONTRACTOR SHALL RUN NEW CABLE AND CONDUIT.

NOTE 2: PROVIDE METERED LIGHTING PEDESTAL WITH INTEGRAL PHOTOCELL. MILLBANK CP3B51113A22SL1. PROVIDE MOUNTING BASE AND ANCHOR BOLTS ON CONCRETE PAD PER MANUFACTURERS REQUIREMENTS. COORDINATE EXACT MATERIAL REQUIREMENTS WITH AMEREN.

NOTE 3: 2" CONDUIT TO MAINTAIN 6" CLEARANCE FROM EX. 6" GAS MAIN. CONTRACTOR TO DETERMINE DEPTH ON SITE.



LIGHTING SUBSTATION IDENTIFIERS ARE AS FOLLOWS: 1-1, CIRCUIT #1, POLE #1.



Name: John C. Frisch
 Discipline: Professional Engineer
 License No.: 200702266
 Expiration Date: 12-31-2015

DATE PREPARED
 12/8/2014

JOB NO.
 1224500

FEDERAL PROJECT NO.
 STP-6200(607)

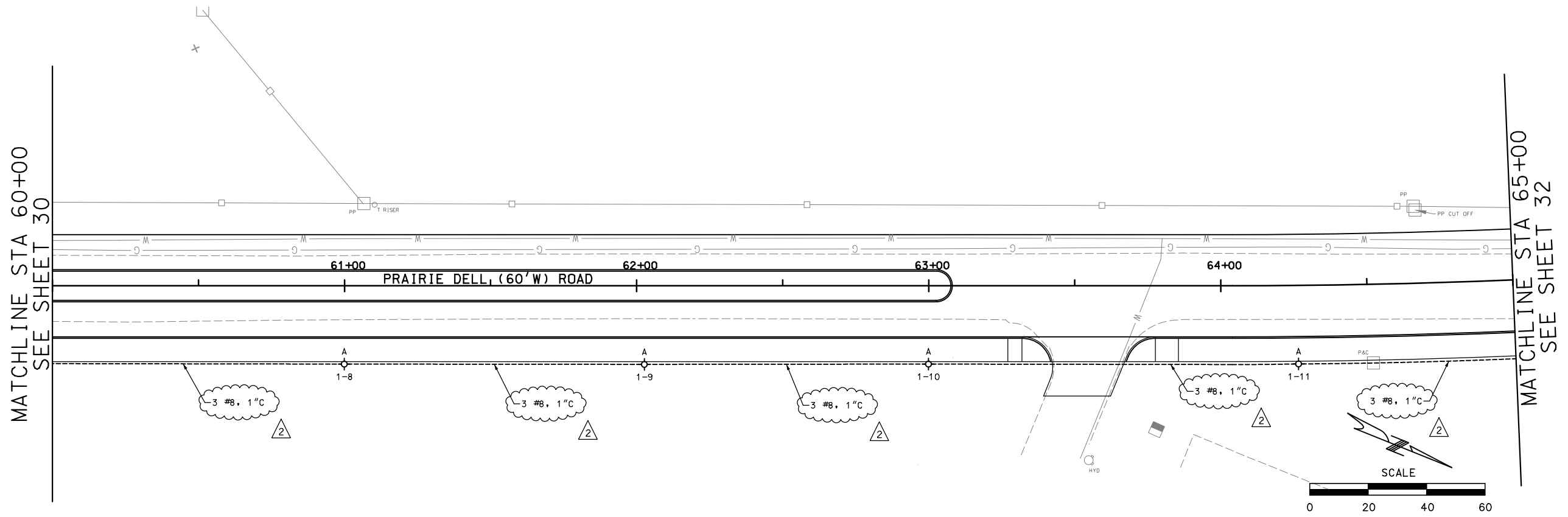
SHEET 30 OF 56

DATE	DESCRIPTION
12/1/14	ADDENDUM 1
12/8/14	ADDENDUM 2

SCALE
 0 20 40 60

HORNER & SHIFRIN, INC.
ENGINEERS
 5200 OAKLAND AVE., ST. LOUIS, MO 63110
 314-531-4321 FAX: 314-531-6966 www.HornerShfrin.com
 Discipline: Professional Engineering
 Certificate of Authority: 000059
 Expiration Date: December 31, 2014

PRAIRIE DELL ROAD
 PHASE 1
 LIGHTING DETAILS
 SHEET 2 OF 4




LIGHTING SUBSTATION IDENTIFIERS ARE AS FOLLOWS: 1-1, CIRCUIT #1, POLE #1.

LIGHT FIXTURE SCHEDULE

MARK	MANUFACTURER	CATALOG	#	LAMPS TYPE	VOLTAGE	INPUT WATTS	FINISH	MOUNTING	REMARKS
A	HADCO	R52-F-D-H-C-2-A-D-N-G-150S-G		150W HPS	240V	186	Black	Pole	CMT COMPOSITE, 14' POLE, TB18-X-50-3-HS-T300

BRANCH PANEL NAME	VOLTAGE	PHASE	WIRE	BUS SIZE	MAIN OCP	AIC RATING					
PANEL A	12240	1	3	100A	100	10,000					
100% NEUTRAL	CODE: L=LIGHTING, R=RECEPTACLE, M=MOTOR, E=EQUIPMENT					FLUSH MOUNTING TRIM					
NEMA 3R	COPPER GROUND BAR					FEED THRU LUGS					
LOAD	CODE	POLE	BKR	CKT #	A	B	CT #	BKR	POLE	CODE	LOAD
LIGHT POLE CKT1	L	2	30	1	1,700		2	30	2	L	FUTURE PHASE 2
LIGHT POLE CKT1	L			3		1,700	4				FUTURE PHASE 2
	M	1	20	5			6	20	1	M	
	M	2	20	7			8	20	1	M	
	M	2	20	9			10	20	1	M	
	M	2	30	11			12	20	1	M	
1,700	PHASE A	RECEPT-W @	per NEC	-	TCL VA	3,400					
1,700	PHASE B	LIGHTS-W @	100%	-	DEMAND VA	0					
		MOTOR-W @	95%	-	HI-PH CONN. A	14					
3,400	TCL	EQUIP-W @	100%	-	DEMAND A	0					

ITEM DESCRIPTION	UNIT	QUANTITY
CONDUIT, 1 IN. RIGID, IN TRENCH	LF	1800
CONDUIT, 2 IN. RIGID, IN TRENCH	LF	120
CABLE, 2 AWG 1 CONDUCTOR	LF	525
NOT USED	0	0
CABLE, 8 AWG 1 CONDUCTOR	LF	5400
NOT USED	0	0
POWER SUPPLY ASSEMBLY, TYPE 1, 240/120 VOLT SERVICE, LIGHTING ONLY	EACH	1
#2 AWG BARE COPPER GROUNDING CONDUCTOR	LF	90
150W HPS LIGHT FIXTURE WITH 14' DECORATIVE POLE	EACH	17
10' X3/4" COPPER CLAD GROUND ROD	EACH	18
BASE, CONCRETE	CY	0.03



Name: John C. Frisch
 Discipline: Professional Engineer
 License No.: 2007020266
 Expiration Date: 12-31-2015

DATE PREPARED
 12/8/2014

JOB NO.
 1224500

FEDERAL PROJECT NO.
 STP-6200(607)


SHEET OF
 31 56

DATE	DESCRIPTION
12/1/14	ADDENDUM 1
12/8/14	ADDENDUM 2

HORNER & SHIFRIN, INC.
ENGINEERS
 5200 OAKLAND AVE., ST. LOUIS, MO 63110
 314-531-4321 FAX: 314-531-6966 www.HornerShfrin.com
 Discipline: Professional Engineering
 Certificate of Authority: 0200159
 Expiration Date: December 31, 2014

PRAIRIE DELL ROAD
 PHASE 1
 LIGHTING DETAILS
 SHEET 3 OF 4

THE PROFESSIONAL ENGINEER'S SEAL SHALL APPEAR HERE. ASSUME RESPONSIBILITY FOR WHAT APPEARS ON THIS SHEET. CHECK ALL OTHER PLANS, SPECIFICATIONS, REPORTS, AND OTHER DOCUMENTS RELATING TO THIS PROJECT. OWNER, CONTRACTOR, OR DESIGNER'S SEAL OR SIGNATURE IS NOT PART OF THE PROJECT OR ENGINEER'S SEAL. INDICATES RESPONSIBILITY.



Name: John C. Frisch
 Discipline: Professional Engineer
 License No.: 200702266
 Expiration Date: 12-31-2015

DATE PREPARED
 12/8/2014

JOB NO.
 1224500

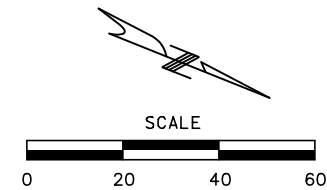
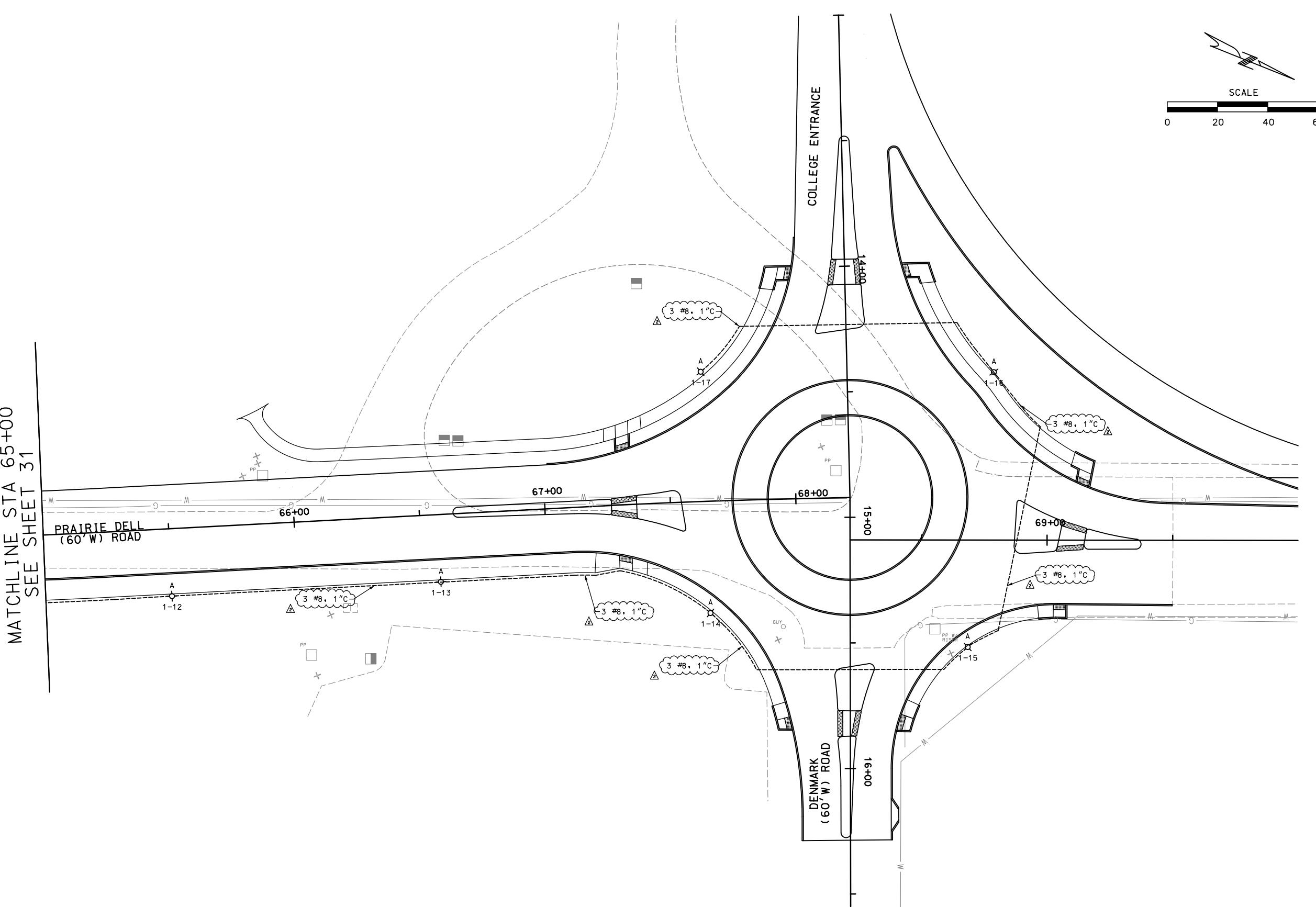
FEDERAL PROJECT NO.
 STP-6200(607)

SHEET OF
 32 56

DATE	DESCRIPTION
12/8/14	ADDENDUM 2

HORNER & SHIFRIN, INC.
ENGINEERS
 5200 OAKLAND AVE., ST. LOUIS, MO 63110
 314-531-4321 FAX: 314-531-6966 www.hornerShifrin.com
 Discipline: Professional Engineering
 Certificate of Authority: 0000159
 Expiration Date: December 31, 2014

PRAIRIE DELL ROAD
 PHASE 1
 LIGHTING DETAILS
 SHEET 4 OF 4



LIGHTING SUBSTATION IDENTIFIERS ARE AS FOLLOWS: 1-1, CIRCUIT #1, POLE #1.