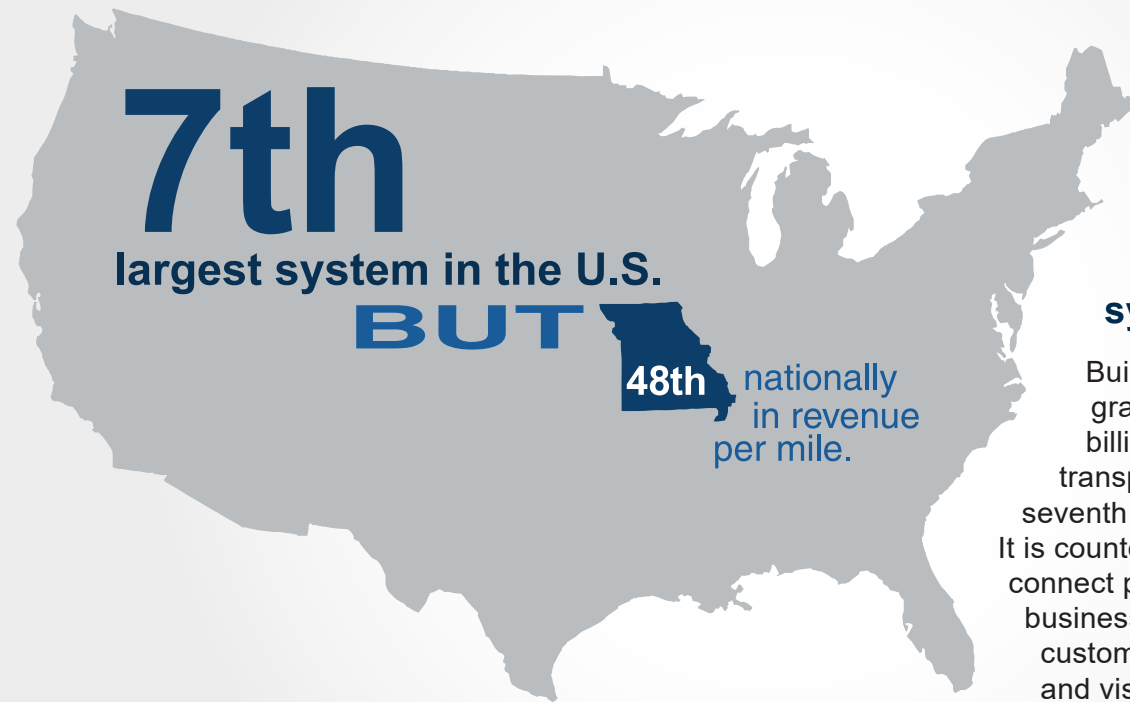


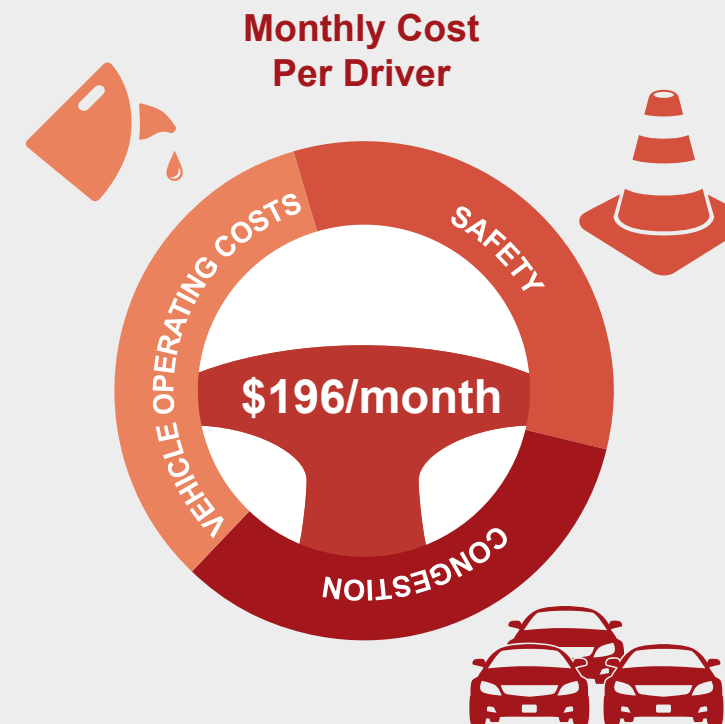
CITIZEN'S GUIDE TO TRANSPORTATION FUNDING IN MISSOURI

www.modot.org/guidetotransportation



The citizens of the state of Missouri own a tremendous asset – the state transportation system.

Built by our parents and grandparents and funded by \$56 billion in user fees, Missouri's transportation system is the nation's seventh largest state highway system. It is counted on to safely and reliably connect people with jobs and services, businesses with suppliers and customers, students with schools and visitors with destinations.



HOW MUCH DO CURRENT ROADWAY CONDITIONS COST MISSOURIANS?

Missourians pay a relatively small amount per month to use the state system of roads and bridges. The average Missouri driver pays about \$30 per month in state and federal transportation taxes and fees. That's far less than what the average Missourian pays for cell phone service, cable television or internet service.

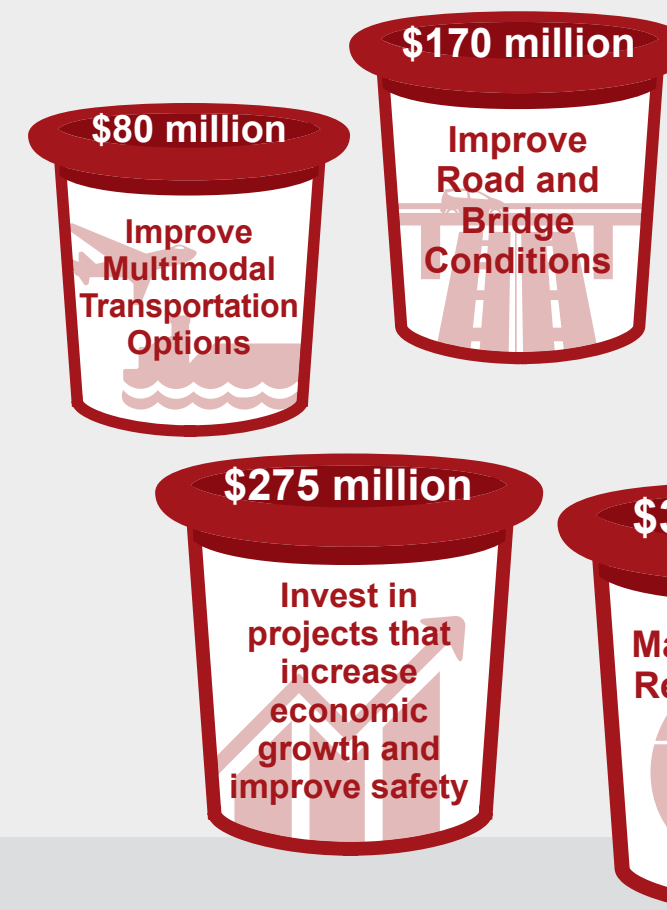
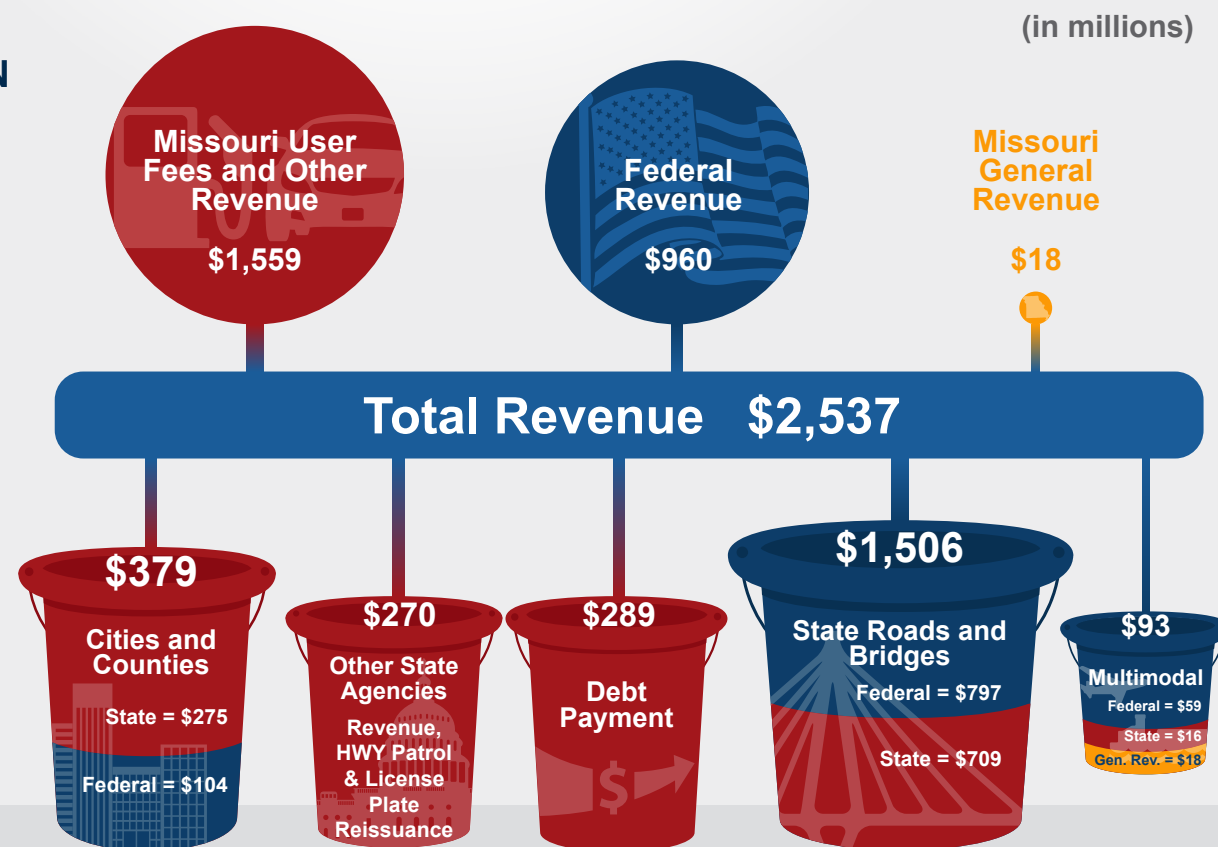
But there are also hidden transportation costs that Missourians may not realize they are absorbing when they sit on congested highways, drive on rough roads or experience vehicle crashes.

How much do you pay?
Go to www.modot.org/TransportationDollars/TransportationDollars.html



MISSOURI TRANSPORTATION FUNDING

In 2019, nearly two-thirds of Missouri's transportation revenue came from state user fees and one-third from federal revenue. A small fraction of funds came from the state's income tax and general sales tax. The total revenue is distributed into five "buckets" for various transportation purposes as determined by state laws. Each bucket has a unique blend of state and federal revenue.



HIGH-PRIORITY UNFUNDED ANNUAL TRANSPORTATION NEEDS

Input from Missourians resulted in five goals for the state's transportation system over the next 20 years:

1. Take care of the transportation system and services we enjoy today.
2. Keep all travelers safe – no matter the mode of transportation.
3. Invest in projects that spur economic growth and create jobs.
4. Give Missourians better transportation choices.
5. Improve reliability and reduce congestion on Missouri's transportation system.

www.modot.org/guidetotransportation

Missouri Department
of Transportation
1-888-ASK-MoDOT
modot.org



MoDOT RESULTS

www.modot.org/Results

Safety. Service. Stability.

MoDOT DELIVERS RESULTS

Through ongoing innovation and efficiency, MoDOT redirected **\$5 billion** to roads and bridges since 2007.



DELIVERING RESULTS

We continue to complete projects on budget and on time.

State Fiscal Year 2019
368 projects completed

4.1 percent under budget
92 percent completed on time.

Over the last 10 years
4,362 projects worth
\$11.3 billion completed

8 percent (\$957 million) under budget
94 percent completed on time.

RESULTS

MoDOT Savings:
\$5 BILLION
Customer Savings:
\$7.7 BILLION
Additional Funding:
\$1.5 BILLION
Lives Saved:
705

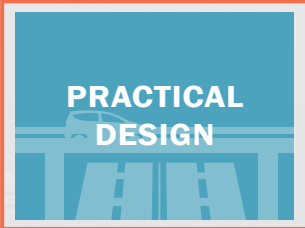


MoDOT listens to customer priorities and seeks to **perform all operations as efficiently as possible without sacrificing safety**. By being practical and innovative, \$30 million is saved this year and redirected back to roads and bridges.



PRACTICAL
OPERATIONS

\$1.5 Billion in Savings by Leveraging Innovation and Technology



PRACTICAL
DESIGN

MoDOT is the birthplace of the Practical Design concept. Under the rallying cry of “Build Chevys – not Cadillacs,” MoDOT focused on core traveler needs and controlled costs. The effort earned the **AASHTO President’s Transportation Award** and became a Federal Highway Administration standard.



“Innovation is woven into MoDOT’s culture and is embraced by our partners.”

System-wide safety improvements

including rumble stripes, guard cable and sign improvements saved 598 lives and provided travelers an estimated \$6.2 billion in crash-reduction benefits. These benefits continue to increase the safety of Missourians and our visitors.



SAFER ROADS

\$7.7 Billion in Crash-Reduction Benefits

\$2.8 Billion in Savings through Strategic Planning and Management