

ADDENDUM No. 1

TROY TAP PROJECT

Federal Project No. TAP-9900 (383)

CITY OF TROY, MISSOURI

November 30, 2016

Notice is hereby given to bidders that in reference to the subject project, the following modifications shall be noted. All other aspects of the Contract Documents remain in full force and effect.

CLARIFICATIONS

1. The bridge railing shall comply with all aspects of PROWAG R406.8. In particular, a curb or barrier shall be provided that prevents the passage of a 4-inch diameter sphere, where any portion of the sphere is within 4 inches of the finish floor or ground surface.
2. Decorative fence above retaining wall near station 2+00 on Alternate 2 shall be a black aluminum decorative fence with a **minimum height of 42"**. Plan note indicates a minimum of 3' tall. However, the bid form and JSP indicate 42" tall and are correct.
3. Bid Item # 903-99.02B, Business Entrance Direction Sign, Complete, shall consist of materials that conform to Section 903 of the Missouri Standard Specifications for Highway Construction. The signs shall be installed at a minimum height of 80" to the bottom of the sign. The signs off of Main Street shall read what is shown on the plans. The sign at the corner of College Street and Court Street shall include an arrow pointing northwest that reads "BUSINESS ENTRANCE" below it.
4. All nighttime work shall be performed by the contractor utilizing Class 3 safety gear and sufficient lighting for worker and traffic safety. All costs incurred by the contractor shall be considered incidental to other pay items.

BID PROPOSAL FORM CHANGES

The following changes have been made to the bid proposal form. **A revised bid proposal form is attached.** The Bidder shall use the revised bid proposal form when preparing their bid.

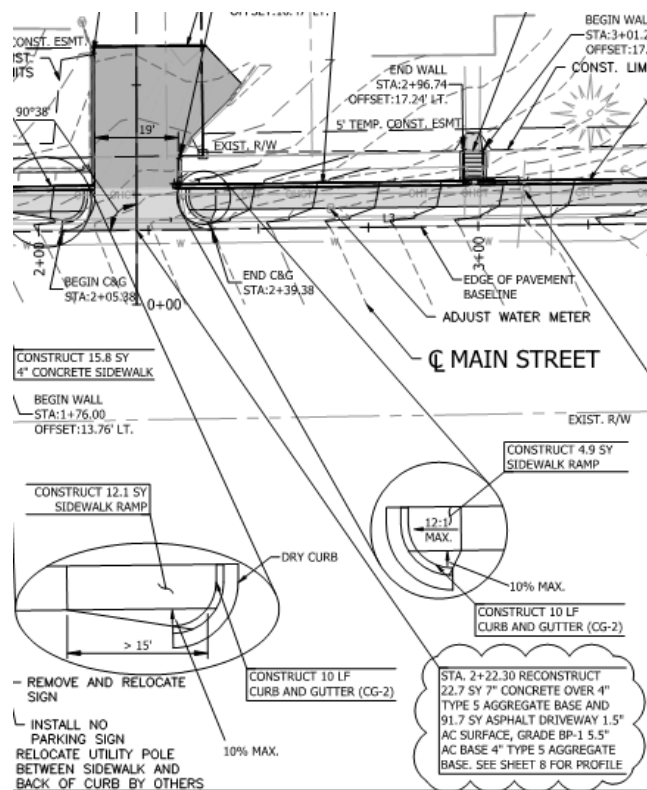
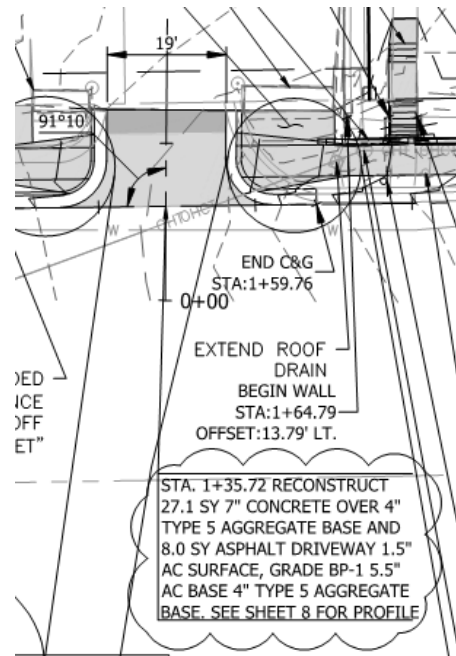
- Added Bid Item: 202-20.10 – Removal of Improvements to Alternate # 2
- Added Bid Item: 608-60.07 – Concrete Pavement, 7in. to Base Bid and Alternate #2
- Adjusted Quantity of Bid Item: 304-99.05 – Type 5 Aggregate For Base (4 in. Thick) from 524 SY to **600 SY** in Base Bid
- Adjusted Quantity of Bid Item: 401-99.05 – Bituminous Pavement Mixture PG64-22, (BP-1), 1.5" from 280 SY to **170 SY** in Base Bid
- Adjusted Quantity of Bid Item: 401-99.06 – Bituminous Pavement Mixture PG64-22, (Base), 7.5" from 280 SY to **170 SY** in Base Bid
- Adjusted Quantity of Bid Item: 401-99.05 – Bituminous Pavement Mixture PG64-22, (BP-1), 1.5" from 155 SY to **110 SY** in Alternate #2
- Adjusted Quantity of Bid Item: 401-99.07 – Bituminous Pavement Mixture PG64-22, (Base), 5.5" from 155 SY to **110 SY** in Alternate #2
- Adjusted Quantity of Bid Item: 608-99.03A – Concrete Pavement – 1 ft. Strip from 732 LF to **870 LF** in Base Bid
- Adjusted Quantity of Bid Item: 609-99.03 – Straight Back Curb and Gutter (CG-1) (24") from 732 LF to **870 LF** in Base Bid
- Adjusted Quantity of Bid Item: 806-10.07A – Curb Inlet Check from 7 EA to **9 EA** and also change the name to "**Inlet Check**" Note that the two additions are for inline drains near Blair and Trail Avenue
- Adjusted Unit of Bid Item: 726-99.54A – 5'x4' RCP from LS to **LF**

PLAN SHEET CHANGES

The Bidder shall acknowledge the following plan sheet revision:

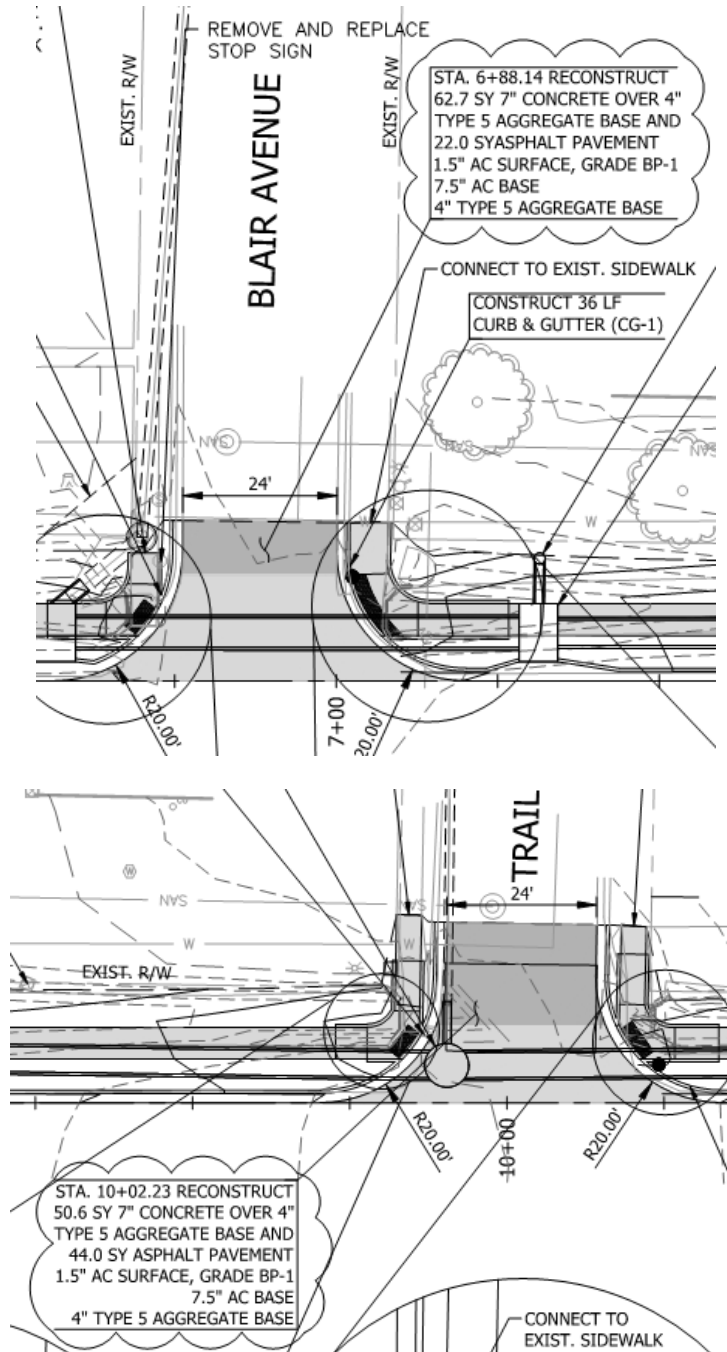
Sheet 4:

The commercial drive approaches have change from asphalt pavement to concrete pavement from the edge of Main Street to beyond the limits of the pedestrian route. The pavement shall remain as asphalt beyond the back side of the pedestrian walk way to the tie in location of the driveway.



Sheet 5:

The side streets have changed from asphalt pavement to concrete pavement from the edge of Main Street to beyond the limits of the pedestrian route. The pavement shall remain as asphalt beyond the back side of the pedestrian walk way to the tie in location of the Blair and Trail Avenues.



BARTLETT & WEST, INC.

Steve Schultz, P.E.
Project Manager

BID FORM

Proposal of _____ (hereinafter called "BIDDER"),
organized and existing under the laws of the State of _____ doing business
as _____ to the City of Troy, Missouri.
(a corporation, a LLC, a partnership, an individual)

BIDDER hereby proposes to perform all WORK for the construction of

**City of Troy – Main Street Sidewalk
Federal Aid Project No. TAP-9900(383)**

in strict accordance with the CONTRACT DOCUMENTS, within the time set forth therein, and at the prices stated below.

By submission of this BID, each BIDDER certifies, and in the case of a joint BID, each party thereto certifies as to its own organization, that this BID has been arrived at independently, without consultation, communication, or agreement as to any matter relating to this BID with any other BIDDER or with any competitor.

BIDDER hereby agrees to commence WORK under this contract on or before a date to be specified in the NOTICE TO PROCEED.

BIDDER further agrees to pay as liquidated damages the sum of **\$700.00** for each consecutive calendar day after the allowed period of performance.

BIDDER acknowledges receipt of the following ADDENDUM:

No. , dated _____

No. , dated _____

No. , dated _____

BID FORM – ADDENDUM NO. 1
TROY, MO – MAIN STREET SIDEWALK PROJECT
FEDERAL PROJECT NO. TAP-9900(383)

Item No.	Description	Quantity	Unit	Unit Price	Extension
	Base Bid				
202-20.10	Removal of Improvements	1	LS		
203-99.07	Rock Excavation for Storm Sewer and Water	175	CY		
304-99.05	Type 5 Aggregate For Base (4 in. Thick)	600	SY		
401-99.05	Bituminous Pavement Mixture PG64-22, (BP-1), 1.5"	170	SY		
401-99.06	Bituminous Pavement Mixture PG64-22, (Base), 7.5"	170	SY		
603-99.02	Water Main Adjustment	55	LF		
604-99.02	Roof Drain Extension	1	EA		
607-10.11A	Chain-Link Fence (48 in.)	76	LF		
608-10.10	Concrete Curb Ramp	100	SY		
608-10.12	Truncated Domes	75	SF		
608-60.04	Concrete Sidewalk, 4 in.	375	SY		
608-60.07	Concrete Pavement, 7 in.	125	SY		
608-99.03A	Concrete Pavement - 1 ft. Strip	870	LF		
609-60.20	Furnishing Type 2 Rock Ditch Liner	102	CY		
609-60.42	Placing Type 2 Rock Ditch Liner	102	CY		
609-99.03	Straight Back Curb and Gutter (CG-1) (24")	870	LF		
614-99.02	5'x6' APWA Type 3 Curb Inlet	1	EA		
614-99.03	5'x8' APWA Type 3 Curb Inlet	2	EA		
614-99.04	6'x8' APWA Type 3 Curb Inlet	1	EA		
614-99.05	8'x8' APWA Type 3 Curb Inlet	2	EA		
614-99.06	15" Inline Drain Inlet	3	EA		
616-10.05	Construction Signs	187	SF		
616-10.28	Channelizer	16	EA		
616-10.30	Type III Moveable Barricade	2	EA		
616-10.31	Type III Moveable Barricade with Light	2	EA		
618-10.00	Mobilization	1	LS		
627-40.00	Contractor Furnished Surveying and Staking	1	LS		
726-99.15	15 in. Group B Pipe	32	LF		
726-99.15A	15 in. Corrugated Metal Pipe	20	LF		
726-99.21	21 in. Group B Pipe	10	LF		
726-99.36	36 in. Group B Pipe	10	LF		
726-99.48	48 in. Group B Pipe	427	LF		
726-99.54	54 in. Group B Pipe	208	LF		
726-99.54A	5'x4' RCP	99	LF		
731-99.02A	Standard 6' Dia. Manhole Flat Top	1	EA		
731-99.02B	Standard 8' Dia. Manhole Flat Top	1	EA		
731-99.32	Connect to Exist. Storm Sewer	5	EA		
731-99.33	Storm Sewer Pipe Connections	2	EA		
732-99.15A	15 in. Corrugated Metal Flared End Section	1	EA		
732-99.54	5'x4' Wingwall and Headwall	1	LS		
805-10.00A	Seeding - Cool Season Mixtures	0.14	AC		
806-10.07A	Inlet Check	9	EA		
806-10.16	Sediment Removal	21	CY		
806-10.17	Temporary Seeding and Mulching	0.07	AC		

---Continued on Next Page-----

**BID FORM – ADDENDUM NO. 1
TROY, MO – MAIN STREET SIDEWALK PROJECT
FEDERAL PROJECT NO. TAP-9900(383)**

Item No.	Description	Quantity	Unit	Unit Price	Extension
806-10.19	Silt Fence	211	LF		
806-10.22	Type II Ditch Check	19	EA		
903-99.02	Remove and Relocate Sign	5	EA		
	Total Base Bid				
	Add Alternate # 1				
608-60.04	Concrete Sidewalk, 4 in.	10	SY		
627-40.00	Contractor Furnished Surveying and Staking	1	LS		
703-99.03	Prefabricated Pedestrian Bridge	1	LS		
805-10.00A	Seeding - Cool Season Mixtures	0.05	AC		
806-10.17	Temporary Seeding and Mulching	0.02	AC		
	Total Add Alternate # 1				
	Add Alternate # 2				
202-20.10	Removal of Improvements	1	LS		
304-99.05	Type 5 Aggregate For Base (4 in. Thick)	243	SY		
401-99.05	Bituminous Pavement Mixture PG64-22, (BP-1), 1.5"	110	SY		
401-99.07	Bituminous Pavement Mixture PG64-22, (Base), 5.5"	110	SY		
603-99.03	Water Meter/Valve Adjustment/Relocation	1	EA		
603-99.04	Water Service Line	100	LF		
603-99.23	Sanitary Sewer Lateral	100	LF		
604-99.02	Roof Drain Extension	2	EA		
607-99.03	42" Decorative Black Aluminum Fence	28	LF		
608-10.10	Concrete Curb Ramp	60	SY		
608-10.12	Truncated Domes	10	SF		
608-60.04	Concrete Sidewalk, 4 in.	190	SY		
608-60.07	Concrete Pavement, 7 in.	55	SY		
608-99.05	Concrete Stairs, Includes Handrail	12	SY		
608-99.03A	Concrete Pavement - 1 ft. Strip	200	LF		
609-99.04	Roll Back Curb and Gutter (CG-2) (30")	200	LF		
627-40.00	Contractor Furnished Surveying and Staking	1	LS		
720-99.04	Retaining Wall	900	SF		
805-10.00A	Seeding - Cool Season Mixtures	0.12	AC		
806-10.07A	Curb Inlet Check	1	EA		
806-10.16	Sediment Removal	1	CY		
806-10.17	Temporary Seeding and Mulching	0.06	AC		
806-10.19	Silt Fence	78	LF		
903-99.02	Remove and Relocate Sign	2	EA		
903-99.02A	No Parking Sign, Complete	2	EA		
903-99.02B	Business Entrance Direction Sign, Complete	3	EA		
	Total Add Alternate # 2				
Total Construction Cost					

NOTE: The following quantities have been increased above the amount shown on the plans to accommodate field changes approved and instructed by the inspector.

- Type 5 Aggregate For Base (4 in. Thick)
- Bituminous Pavement Mixture PG64-22, (BP-1), 1.5"
- Bituminous Pavement Mixture PG64-22, (Base), 7.5"
- Bituminous Pavement Mixture PG64-22, (Base), 5.5"
- Concrete Curb Ramp
- Concrete Sidewalk, 4 in.
- Concrete Pavement, 7 in.
- Concrete Stairs

These quantities have been increased by approximately 10% or to the nearest whole number (being either zero (0) or five (5) as applicable). The pay quantity shall be measured in the field.

The low bidder will be determined based upon the total construction cost.

This Bid is submitted by:

Name (Corporation, LLC, Partnership, Individual)

Authorized Signature

Date

Title

Address

FEIN

Phone No.

City, State, Zip

CORPORATE SEAL – (if BID is by a corporation)