



2020 - 2024

STIP

STATEWIDE TRANSPORTATION IMPROVEMENT PROGRAM



Missouri Department of Transportation
www.modot.org



Table of Contents

Section

i	Table of Contents
ii	Missouri Highways and Transportation Commission and MoDOT Leadership
1	Customer Contact Information
2	Introduction, Public Involvement, and Reference Information
3	Scoping and Design Projects
4	2020 – 2024 Highway and Bridge Construction Schedule
5	Estimated Financial Summary for 2020 – 2024 Highway and Bridge Construction Schedule
6	Federal Programs
7	Multimodal Programs
8	Certification and Federal-Aid Project Oversight
9	Transportation Improvement Programs (TIPS)
10	MoDOT Operations & Maintenance Plan







July 10, 2019

Section i

Missouri Highways and Transportation Commission Members

	<p>Chair Name: Michael B. Pace Appointed: 01/06/2015 Term Ending: 03/01/2019 Political Party: Independent</p>		<p>Vice-Chair Name: Gregg C. Smith Appointed: 12/06/2013 Term Ending: 03/01/2019 Political Party: Democrat</p>		<p>Name: Michael T. Waters, Jr. Appointed: 03/03/2015 Term Ending: 03/01/2021 Political Party: Republican</p>
	<p>Name: John W. Briscoe Appointed: 12/04/2015 Term Ending: 03/01/2021 Political Party: Democrat</p>		<p>Name: Robert G. Brinkmann, P.E. Appointed: 09/08/2017 Term Ending: 03/01/2023 Political Party: Republican</p>		<p>Name: Terry L. Ecker Appointed: 09/08/2017 Term Ending: 03/01/2023 Political Party: Republican</p>

MoDOT Leadership

 <p>Patrick McKenna Director</p>	<p>Patrick K. McKenna became MoDOT director on Dec. 7, 2015. He previously served as New Hampshire Department of Transportation deputy commissioner, a role that is chief financial, operating and legislative officer for the organization. He is vice president of the American Association of State Highway and Transportation Officials and will become AASHTO president in the fall when the annual meeting is held in St. Louis.</p>	 <p>Ed Hassinger Deputy Director/ Chief Engineer</p>	<p>Ed Hassinger, P.E., was named chief engineer of MoDOT on May 30, 2013, and added the title of deputy director in December 2018. He previously served as St. Louis district engineer for 12 years. He began his MoDOT career in 1984 as a design engineer in the Bridge Division. He's also worked as a traffic engineer, bridge maintenance engineer, assistant district engineer in St. Louis, and spent one year as the district engineer in the Northeast District in Hannibal.</p>	 <p>Eric Schroeter Assistant Chief Engineer</p>	<p>Eric Schroeter, P.E., was appointed assistant chief engineer in January 2019, after serving as state design engineer for five-plus years. He has enjoyed a 26-year career at MoDOT in a variety of positions, including construction, operations and design at both the district and central office management levels. He was interim district engineer in the Central District prior to becoming state design engineer.</p>
 <p>Brenda Morris Chief Financial Officer</p>	<p>Brenda Morris, CPA, was named chief financial officer in January 2019. Previously, she served as MoDOT's Financial Services/Resource Management Director since October 2007. She has been with the department for 20 years and in state government for 29 years.</p>	 <p>Becky Allmeroth Chief Safety and Operations Officer</p>	<p>Becky Allmeroth, P.E., was named chief safety and operations officer in January 2019. She became the state maintenance engineer in June 2015, following six years as maintenance and traffic operations engineer in the St. Louis District. A 23-year MoDOT veteran, she started her career as a highway designer in Willow Springs. In 1996, she moved to the St. Louis District where she worked in planning, federal aid and traffic.</p>	 <p>Micki Knudsen Chief Administrative Officer</p>	<p>Micki Knudsen became the new chief administrative officer in January 2019 to provide increased leadership focus on employees. She also serves as Human Resources Director, a position held since 2001. She has also served MoDOT as Assistant Human Resources Director, Assistant to the District Engineer for the Northeast District, Employee Relations Director and Assistant Chief Counsel.</p>

Section 1 – Customer Contact Information

Missouri Department of Transportation Contact Information

Northwest District

Mr. Chris Redline, District Engineer
3602 North Belt Highway
St. Joseph, MO 64506-1399
Tel.: 816-387-2350
Fax: 816-387-2359

Northeast District

Ms. Paula Gough, District Engineer
1711 South Highway 61
Hannibal, MO 63401-6051
Tel.: 573-248-2490
Fax: 573-248-2467

Kansas City District

Mr. Brian Kidwell,
District Engineer
600 Northeast Colbern Road
Lee's Summit, MO 64086-4712
Tel.: 816-622-6500
Fax: 816-622-0699

Central District

Mr. David Silvester,
District Engineer
1511 Missouri Boulevard
P.O. Box 718
Jefferson City, MO 65102-0718
Tel.: 573-751-3322
Fax: 573-522-1059

St. Louis District

Mr. Tom Blair,
District Engineer
1590 Woodlake Drive
Chesterfield, MO 63017-5712
Tel.: 314-275-1500
Fax: 314-340-4119

Central Office

Mr. Patrick K. McKenna,
Director
P.O. Box 270
Jefferson City, MO 65102-0270
Tel.: 1-888-ASK-MoDOT
Fax: 573-751-6555
www.modot.org

Transportation Planning

Ms. Machele Watkins,
Transportation Planning Director
P.O. Box 270
Jefferson City, MO 65102-0270
Tel.: 573-526-1374
Fax: 573-526-8052

Southwest District

Vacant,
District Engineer
3025 East Kearney Street
P.O. Box 868
Springfield, MO 65801-0868
Tel.: 417-895-7600
Fax: 417-895-7711

Southeast District

Mr. Mark Shelton,
District Engineer
2675 North Main Street
P.O. Box 160
Sikeston, MO 63801-0160
Tel.: 573-472-5333
Fax: 573-472-5351

Metropolitan Planning Organizations Contact Information

Capital Area Metropolitan Planning Organization

Mr. Sonny Sanders
Director of Planning & Protective Services
City of Jefferson
320 East McCarty Street
Jefferson City, MO 65101-3198
Tel.: 573-634-6410
Fax: 573-634-6457
Email: ssanders@jeffcitymo.org

Columbia Area Transportation Study Organization

Mr. Tim Teddy
Director of Planning and Development
City of Columbia
701 East Broadway, City Building
P.O. Box 6015
Columbia, MO 65205-6015
Tel.: 573-874-7239
Fax: 573-874-7546
Email: tteddy@gocolumbiamo.org

East-West Gateway Council of Governments

Mr. Jim Wild
Executive Director
One Memorial Drive, Suite 1600
St. Louis, MO 63102-2451
Tel.: 314-421-4220
Fax: 314-421-6120
Email: Jim.Wild@ewgateway.org

Joplin Area Transportation Study Organization

Mr. Troy Bolander
Planning & Community Development
Manager
City of Joplin
602 South Main Street
Joplin, MO 64801-2316
Tel.: 417-624-0820, ext. 510
Fax: 417-625-4738
Email: tbolande@joplinmo.org

Mid-America Regional Council

Mr. David Warm
Executive Director
600 Broadway, Suite 200
Kansas City, MO 64105-1659
Tel.: 816-474-4240
Fax: 816-421-7758
Email: dwarm@marc.org

Northwest Arkansas Regional Planning Commission

Mr. Jeff Hawkins
Executive Director
1311 Clayton Street
Springdale, AR 72762
Tel.: 479-751-7125
Fax: 479-751-7150
Email: jhawkins@nwarpc.org

Ozarks Transportation Organization

Ms. Sara Fields
Executive Director
2208 W. Chesterfield Blvd., Suite 101
Springfield, MO 65807
Tel.: 417-865-3042
Fax: 417-862-6013
Email: sfields@ozarkstransportation.org

St. Joseph Area Transportation Study Organization

Mr. Brady L. McKinley
Assistant Director of Public Works & Transportation
City of St. Joseph, City Hall
1100 Frederick Avenue
St. Joseph, MO 64501-2377
Tel.: 816-271-4741
Fax: 816-271-5355
Email: bmckinley@stjoemo.org

Southeast Metropolitan Planning Organization

Mr. Ryan Shrimplin
Executive Director
401 Independence Street
Cape Girardeau, MO 63703
Tel: 573-339-6327
Fax: 573-339-6303
Email: rshrimplin@cityofcape.org

Regional Planning Commissions Contact Information

Boonslick Regional Planning Commission

Mr. Chad Eggen
Executive Director
111 Steinhagen
P.O. Box 429
Warrenton, MO 63383-0429
Tel.: 636-456-3473
Fax: 636-456-2329
Email: ceggen@boonslick.org

Bootheel Regional Planning and Economic Development Commission

Ms. Hannah Barnett
Executive Director
105 E. North Main
Dexter, MO 63841-1770
Tel.: 573-614-5178
Fax: 573-614-5182
Email: hbarnett@bootrpc.com

Green Hills Regional Planning Commission

Mr. Randy Railsback
Executive Director
1104 Main Street
P.O. Box 28
Trenton, MO 64683-0028
Tel.: 660-359-5636
Fax: 660-359-3096
Email: randy@ghrpc.org

Harry S Truman Coordinating Council

Ms. Jill Cornett
Executive Director
800 E. Pennell
Carl Junction, MO 64834-9502
Tel.: 417-649-6400
Fax: 417-649-6409
Email: jcornett@hstcc.org

Kaysinger Basin Regional Planning Commission

Ms. Sheridan Garman-Neeman
Executive Director
221 N 2nd St.
Clinton, MO 64735
Tel.: 660-885-3393
Fax: 660-885-4166
Email: Sgarman@kaysinger.com

Lake of the Ozarks Council of Local Governments

Ms. Linda Conner
Executive Director
P.O. Box 3553
Camdenton, MO 65020-3553
Tel.: 573-346-5692
Fax: 573-346-9686
Email: Linda.Conner@loclg.org

Mark Twain Regional Council of Governments

Ms. Cindy Hultz
Executive Director
42494 Delaware Lane
Perry, MO 63462-2129
Tel.: 573-565-2203
Fax: 573-565-2205
Email: hultzcog@rallstech.com

Meramec Regional Planning Commission

Ms. Bonnie Prigge
Executive Director
4 Industrial Drive
St. James, MO 65559-1689
Tel.: 573-265-2993
Fax: 573-265-3550
Email: BPrigge@meramecregion.org

Mid-Missouri Regional Planning Commission

Mr. David Bock
Executive Director
206 E. Broadway
P.O. Box 140
Ashland, MO 65010-0140
Tel.: 573-657-9779
Fax: 573-657-2829
Email: davidbock@midmorpc.org

Regional Planning Commissions Contact Information

Mo-Kan Regional Council

Mr. Jon Ecker
Executive Director
224 No. 7th St.
St. Joseph, MO 64501-2309
Tel.: 816-233-3144
Fax: 816-233-8498
Email: fjecker@mo-kan.org

Northeast Missouri Regional Planning Commission

Mr. Derek Weber
Executive Director
121 S. Cecil Street
P.O. Box 248
Memphis, MO 63555-0248
Tel.: 660-465-7281
Fax: 660-465-7163
Email: derekweber@nemorpc.org

Northwest Missouri Regional Council of Governments

Ms. Jerri Dearmont
Interim Executive Director
114 West 3rd Street
Maryville, MO 64468-2237
Tel.: 660-582-5121
Fax: 660-582-7264
Email: Jerri@nwmorcog.org

Ozark Foothills Regional Planning Commission

Ms. Felicity Ray
Executive Director
3019 Fair Street
Poplar Bluff, MO 63901-7044
Tel.: 573-785-6402
Fax: 573-686-5467
Email: felicity@ofrpc.org

Pioneer Trails Regional Planning Commission

Mr. Norman Lucas
Executive Director
802 S. Gordon St., Room 102
P.O. Box 123
Concordia, MO 64020-0123
Tel.: 660-463-7934
Fax: 660-463-7944
Email: Norm@trailsrc.org

South Central Ozark Council of Governments

Mr. Johnny Murrell
Executive Director
4407 County Road 2340
P.O. Box 100
Pomona, MO 65789-0100
Tel.: 417-256-4226
Fax: 417-256-6188
Email: jmurrell@scocog.org

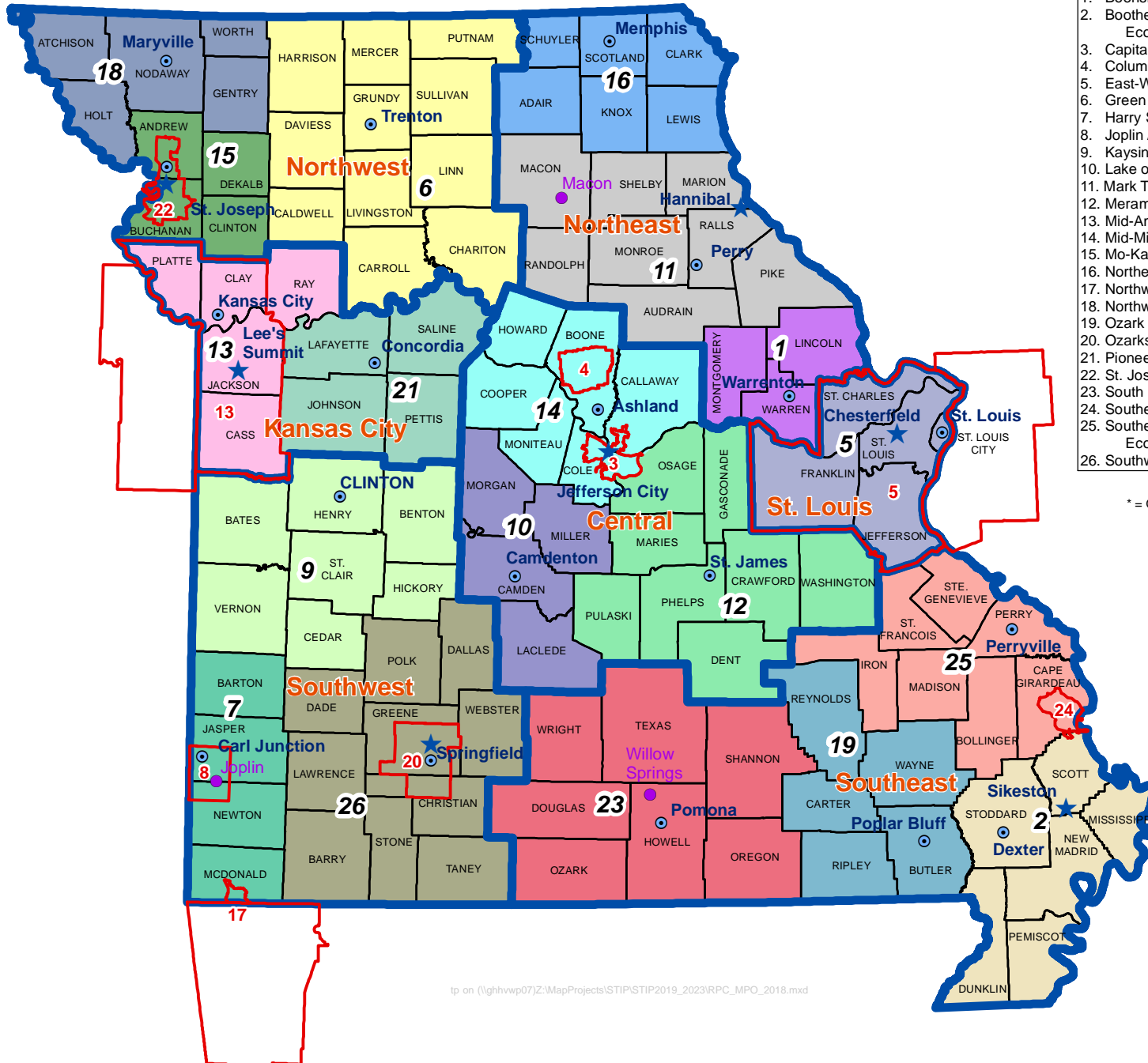
Southeast Missouri Regional Planning and Economic Development Commission

Mr. Barry Horst
Executive Director
1 West St. Joseph Street
P.O. Box 366
Perryville, MO 63775-0366
Tel: 573-547-8357
Fax: 573-547-7283
Email: bhorst@semorpc.org

Southwest Missouri Council of Governments

Mr. Jason Ray
Executive Director
901 S. National Avenue
Springfield, MO 65897-0027
Tel.: 417-836-6900
Fax: 417-836-4146
Email: jasonray@missouristate.edu

Missouri Regional Planning Commissions and Metropolitan Planning Organizations



1. Boonslick Regional Planning Commission	636-456-3473
2. Bootheel Regional Planning & Economic Development Commission	573-614-5178
3. Capital Area Metropolitan Planning Organization	573-634-6410
4. Columbia Area Transportation Study Organization	573-874-7943
5. East-West Gateway Council of Governments*	314-421-4220
6. Green Hills Regional Planning Commission	660-359-5636
7. Harry S Truman Coordinating Council	417-649-6400
8. Joplin Area Transportation Study Organization	417-624-0820
9. Kaysinger Basin Regional Planning Commission	660-885-3393
10. Lake of the Ozarks Council of Local Governments	573-346-5692
11. Mark Twain Regional Council of Governments	573-565-2203
12. Meramec Regional Planning Commission	573-265-2993
13. Mid-America Regional Council*	816-474-4240
14. Mid-Missouri Regional Planning Commission	573-657-9779
15. Mo-Kan Regional Council	816-233-3144
16. Northeast Missouri Regional Planning Commission	660-465-7281
17. Northwest Arkansas Regional Planning Commission	479-751-7125
18. Northwest Missouri Regional Council of Governments	660-582-5121
19. Ozark Foothills Regional Planning Commission	573-785-6402
20. Ozarks Transportation Organization	417-865-3042
21. Pioneer Trails Regional Planning Commission	660-463-7934
22. St. Joseph Area Transportation Study Organization	816-271-4653
23. South Central Ozark Council of Governments	417-256-4226
24. Southeast Metropolitan Planning Organization	573-339-6327
25. Southeast Missouri Regional Planning & Economic Development Commission	573-547-8357
26. Southwest Missouri Council of Governments	417-836-6900

* = Organizations functioning as both RPC and MPO
(Boundaries for the Mid-America Regional Council RPC and MPO vary)

MoDOT District

19 Regional Planning Commission

9 Metropolitan Planning Organization

MoDOT District Office

Regional Office

RPC Office

MoDOT Districts 1-888-ASK-MODOT (275-6636)

Prepared by
Missouri Department of Transportation
Transportation Planning
www.modot.org

July 10, 2019



Section 2 – Introduction, Public Involvement, and Reference Information

Missouri Statewide Transportation Improvement Program

The citizens of Missouri own a tremendous asset – the state transportation system. A significant component of the state system is the 33,859 miles of roads and 10,385 bridges, both of which rank among the largest for any state in the nation. On average, Missouri drivers pay \$30 per month in fuel taxes and fees to fund the maintenance and improvements to this asset. Over the last 10 years, Missourians have invested in 4,405 projects totaling \$12.1 billion to maintain and improve the system. Looking forward, \$4.6 billion is estimated to be available for projects over the next five years for additional improvements.

Since transportation needs greatly outweigh funding available, the challenge is determining the optimal projects to fund that provide the greatest return on investment to taxpayers. Across every region of the state, feedback from Missourians has consistently prioritized maintaining the existing system as the highest priority. Other priorities include projects that improve safety, spur economic growth and provide more transportation choices.

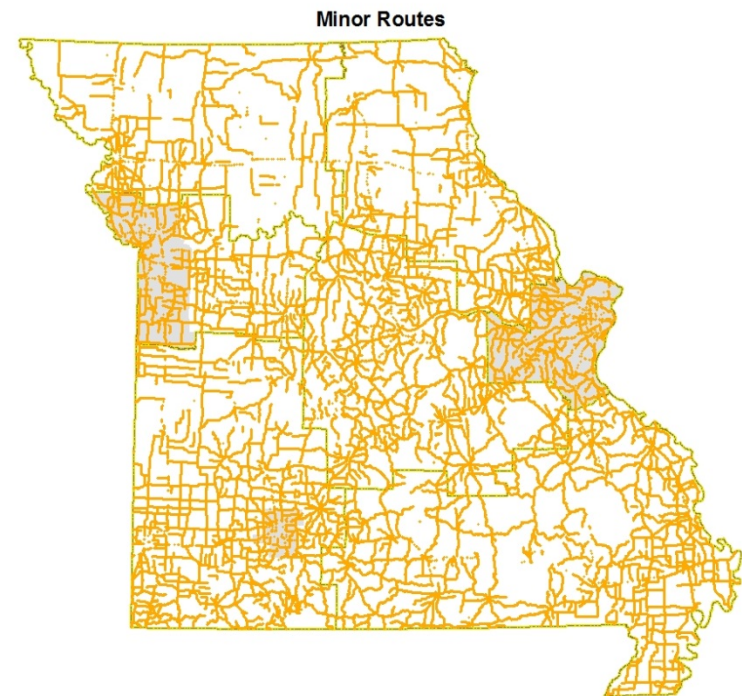
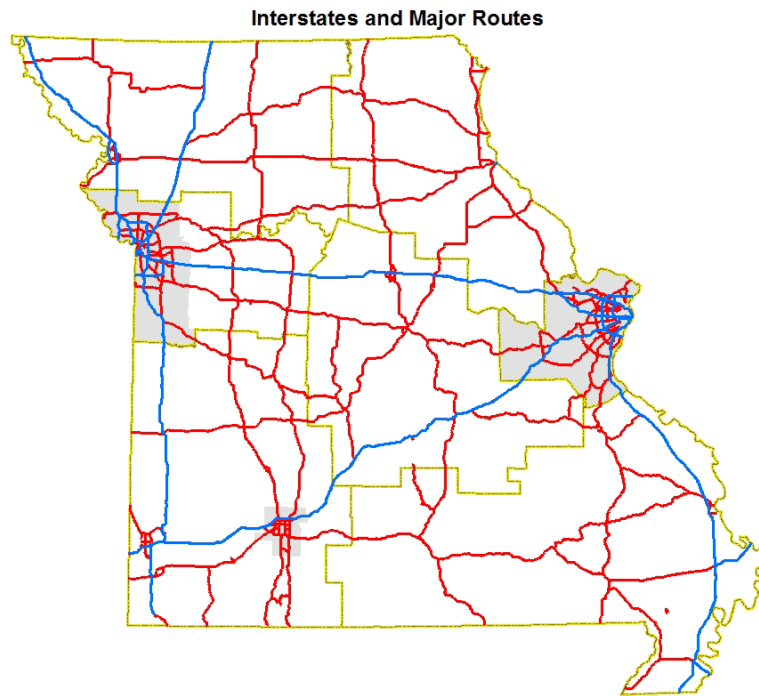
With the priority of maintaining the existing system, MoDOT has developed asset management plans for each district with the goal to maintain current pavement and bridge conditions. The asset management plans focus on preventive maintenance improvements to keep good roads and bridges in good condition. Research shows preventive maintenance solutions, such as cyclical overlays on roads in good condition, are the most cost-effective approach to taking care of road and bridge assets. If preventive maintenance investments were not made, the cost of improving the asset in poor condition can cost four to ten times more.

MoDOT continues to invest taxpayer money wisely. Over the last 10 years, MoDOT has delivered 4,405 projects worth \$12.1 billion. These projects were completed 7.1 percent under budget and 94 percent on time.

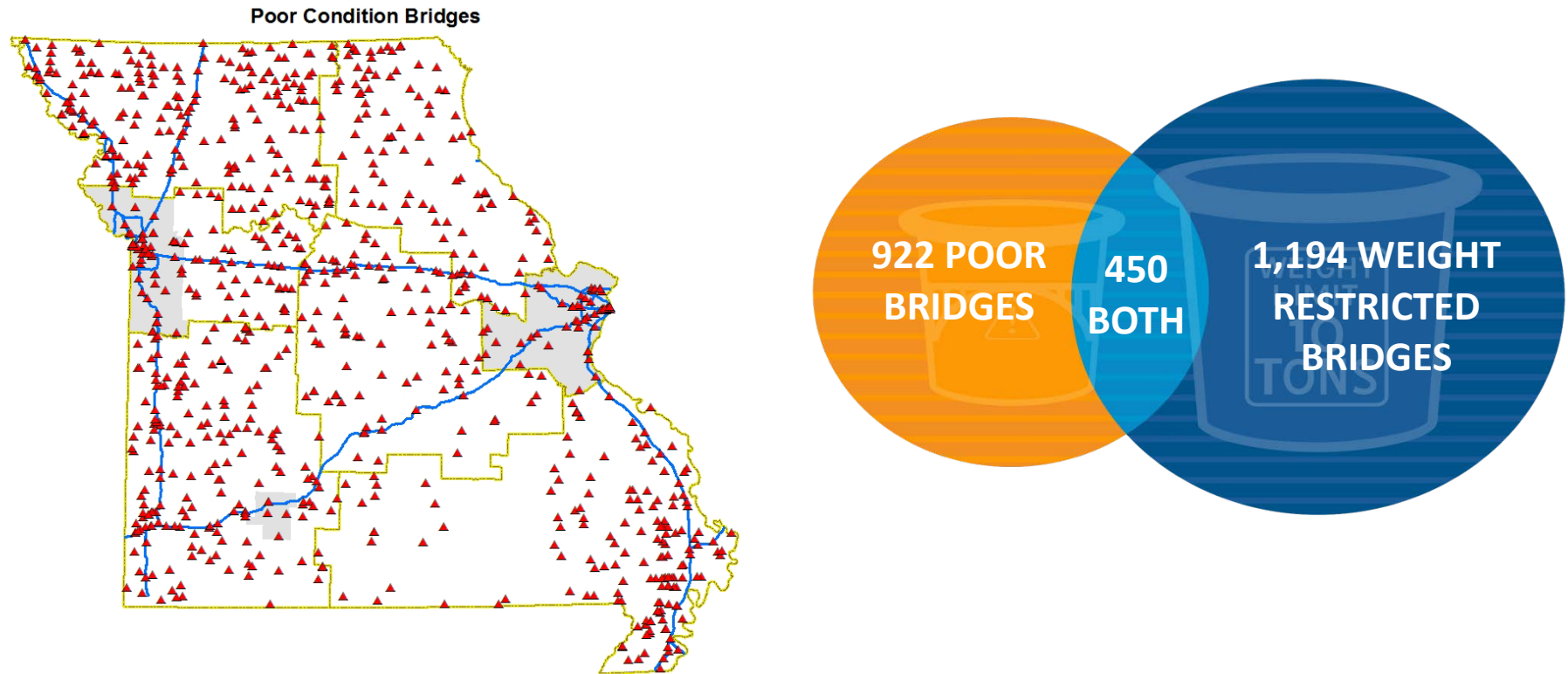
The projects in the 2020-2024 Statewide Transportation Improvement Program (STIP) deliver what taxpayers have asked for – take care of the existing system. While \$4.6 billion of available funding represents a significant investment, many regions will only have adequate funding to maintain current pavement and bridge conditions. While maintaining the status quo is not what Missourians desire, it is not prudent for the state to expand the transportation system in regions that struggle to take care of the existing system.

The first three years of available STIP funds are programmed to specific projects. The last two years are programmed to at a level less than one-half of available funds. This approach provides MoDOT the ability to deliver programmed projects during the STIP horizon despite future

uncertainty. From 2020 through 2022, the highway and bridge projects identified in Section 4 of this document are projected to provide adequate investments to ensure current conditions are maintained in each district. Specifically, planned projects include work on 3,041 lane miles of interstate pavements, 4,038 miles of major route pavements and 7,956 miles of minor route pavements during this timeframe of the STIP.



Of the 10,385 bridges in the state, 922 are currently in poor condition and an additional 1,194 are weight restricted. As bridges age, approximately 100 enter the poor condition category each year. From 2020-2022, the STIP provides investments in approximately 640 bridges resulting in improvements to over 6.8 million of bridge square footage so the state's number of poor condition and weight restricted bridges do not increase.



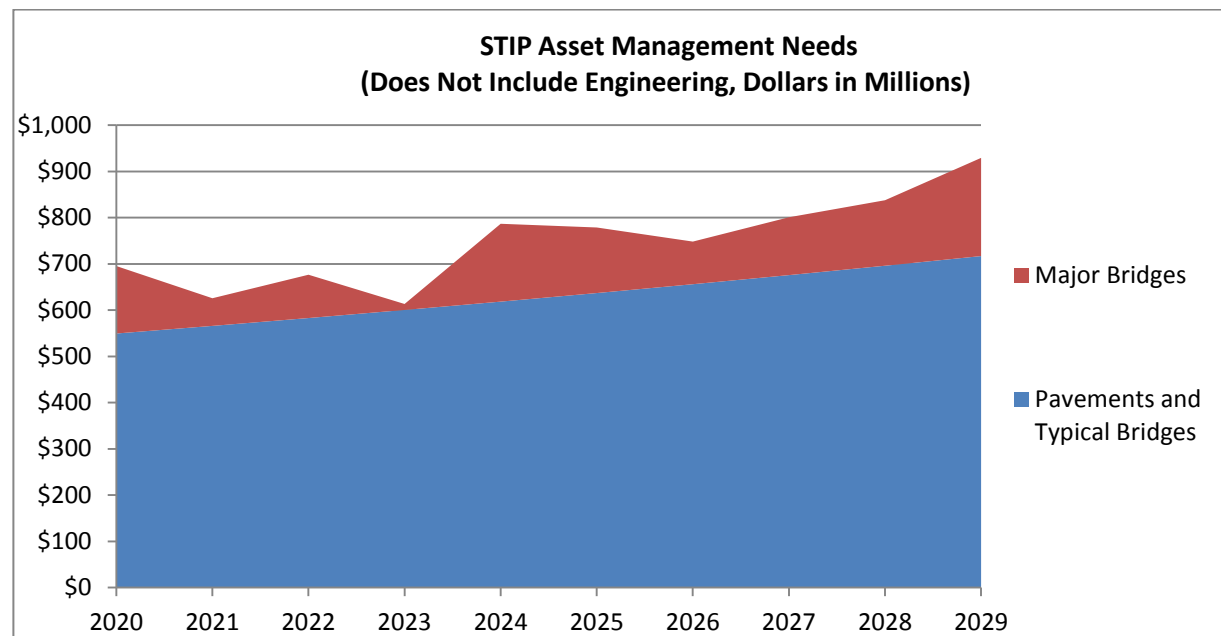
In his State of the State Address, Governor Mike Parson proposed a plan, FOCUS ON BRIDGES-Investing in Missouri Infrastructure, to expedite the repair and replacement of 250 bridges that had already been identified as the state's top bridge priorities by local planning organizations. To support FOCUS ON BRIDGES, the Missouri General Assembly approved a budget that provides a one-time \$50 million injection of general revenues to MoDOT for the rehabilitation and/or reconstruction of a portion of these 250 bridges. In very early discussions, using an average cost per bridge, it was estimated this investment level would address 35 bridges. However, more detailed analysis has indicated this \$50 million investment will rehabilitate and/or reconstruct 45 bridges. The 45 bridges are identified in Section 4 with a "FOCUS ON BRIDGES" watermark. The money currently dedicated to these bridge projects would then be freed up for additional improvements to the state system of roads and bridges.

In addition to the STIP investments, MoDOT spends approximately \$520 million annually for system operations which includes Maintenance, Fleet, Facilities and Information Systems. The majority of those expenditures, approximately \$445 million, are for maintenance services performed by MoDOT employees, like plowing snow and mowing. But it also includes maintaining pavements on the state's lower-volume routes, many of

which are not eligible for federal reimbursement. Typically around \$160 million is spent each year on pavements for various activities such as asphalt pavement repair, chip sealing, pot-hole patching, full-depth concrete pavement replacement and striping (see Section 10).

Each MoDOT district receives funding to invest in Missouri's transportation system. Since 2003, the Missouri Highways and Transportation Commission has used a formula (see Section 5) to distribute construction program funds for road and bridge improvements to each of its districts. The formula provides funding for safety improvements, asset management needs and system improvements.

MoDOT has adopted a statewide transportation asset management approach to make the best decisions with transportation investments. MoDOT's Asset Management Plan (AMP) is a crucial element in achieving MoDOT's strategic goal of keeping roads and bridges in good condition. The following link provides the asset management plan summary http://epg.modot.org/files/7/7a/121.5.1.1.1_current.pdf. The AMP is a rolling 10-year strategic framework for making cost-effective decisions about allocating resources and managing road and bridge system infrastructure. It is based on a process of monitoring the physical condition of assets and predicting deterioration over time and providing information on how to invest in order to meet asset management goals. The following chart demonstrates the asset management needs over the next ten years:



The AMP objective is keep the state's transportation assets in good condition over the life cycle of those assets at the most practical cost. Based on current funding constraints, the goal of the AMP is to maintain existing pavement and bridge conditions. In the 2020-2024 STIP, MoDOT has programmed approximately \$2.7 billion in the first three years to move MoDOT towards the federal bridge and pavement performance targets.

While maintaining the existing transportation system remains a priority, MoDOT is also committed to making safety improvements to the system in order to reduce the number of fatalities and serious injuries on Missouri roadways. From 2013-2017, Missouri averaged 854 fatalities and 4,760 serious injuries each year from traffic crashes. MoDOT, in conjunction with safety partners across the state, has developed a strategic highway safety plan that identifies emphasis areas and corresponding strategies for reducing fatalities and serious injuries. *Missouri's Blueprint, A Partnership Toward Zero Deaths*, takes a holistic approach to address safety by considering efforts across four primary disciplines: education, enforcement, engineering, and emergency services. In addition, the Blueprint establishes Missouri's ultimate goal of 0 fatalities on Missouri's transportation system. An interim goal of 700 or fewer fatalities by the end of 2020 has also been established.

Reducing fatalities and serious injuries requires efforts from partners throughout the state across multiple disciplines. MoDOT is committed to improving safety through both transportation projects and outreach efforts alongside our safety partners. In the 2020-2024 STIP, MoDOT has programmed approximately \$170.6 million in the first three years to help move MoDOT towards the federal safety performance targets.

Missourians expect to get to their destinations on time, without delay regardless of their choice of travel mode. We coordinate and collaborate with our transportation partners throughout the state to keep people and goods moving freely and efficiently. We also maintain and operate the transportation system in a manner to minimize the impact to our customers and partners.

System performance on the Interstate and non-Interstate National Highway System (NHS) is measured and assessed using a combination of Federal Highway Administration's (FHWA) National Performance Management Research Data Set (NPMRDS) and other traffic data made available to the department. These data sets allow MoDOT to assess congestion, travel time reliability, and freight movement along the state's most heavily traveled roadways. Unreliable roadways are generally the result of variable events that adversely impact travel. Specifically, a high frequency of crashes or ongoing construction that block travel lanes can have significant impacts on the reliability of a roadway. Likewise, adverse weather and spikes in traffic volumes and for large events (concerts, sporting events, festivals) can also lead to unreliable conditions.

The majority of STIP projects are designated for preserving the condition of the state's road and bridge conditions. However, where funding allows, MoDOT programs projects aimed at improving reliability and reducing congestion on the busiest corridors in the state. In some cases, this can mean individual construction projects aimed at improving the safety, capacity, and efficiency of a roadway. In addition, MoDOT funds system management and operations functions to help improve reliability. These functions include services such as Transportation Management Centers in St. Louis, Kansas City, and Springfield, emergency response crews on the state's major highways, and intelligent transportation systems to provide customers with real-time information to increase the likelihood of a reliable trip. In the 2020-2024 STIP, MoDOT has programmed projects and services to move MoDOT towards the federal system reliability and congestion performance targets.

MoDOT has also developed a statewide freight plan to help the department make smarter decisions and investments to optimize Missouri's ability to move products throughout the state. The freight plan, updated in 2017, will help the state better prepare for necessary improvements to facilitate a reliable movement of goods well into the future. In the 2020-2024 STIP, MoDOT has programmed projects to move MoDOT towards the federal freight performance target.

MoDOT is committed to improving air quality through modifying its operations, providing information to the public and employees, leading air quality improvements, managing congestion to reduce emissions, providing alternative choices for commuters and promoting the use of environmentally friendly fuels and vehicles. A Congestion Mitigation and Air Quality (CMAQ) Performance Plan, created by the East-West Gateway Council of Governments, helps direct the department and its partners to make more informed decisions regarding the use of federal state, and local transportation air quality funding. In the 2020-2024 STIP, MoDOT has programmed approximately \$8.9 million in the first three years to move MoDOT towards the CMAQ performance targets.

MoDOT continues to be committed to maximizing available funds for transportation. In January 2017, the Missouri Highways and Transportation Commission reinstated the cost share program. The cost share program provides MoDOT and external partners the ability to pool resources and better leverage investment efforts to deliver transportation improvements. The local funds leveraged for cost share projects increase available funds for transportation. The Commission allocated cost share funds of \$10 million for 2018, \$15 million for 2019, and \$25 million for 2020. Further Commission action in January 2018 increased cost share funding to \$30 million for 2021, \$35 million for 2022, \$40 million for 2023 and \$45 million for 2024, and annually thereafter.

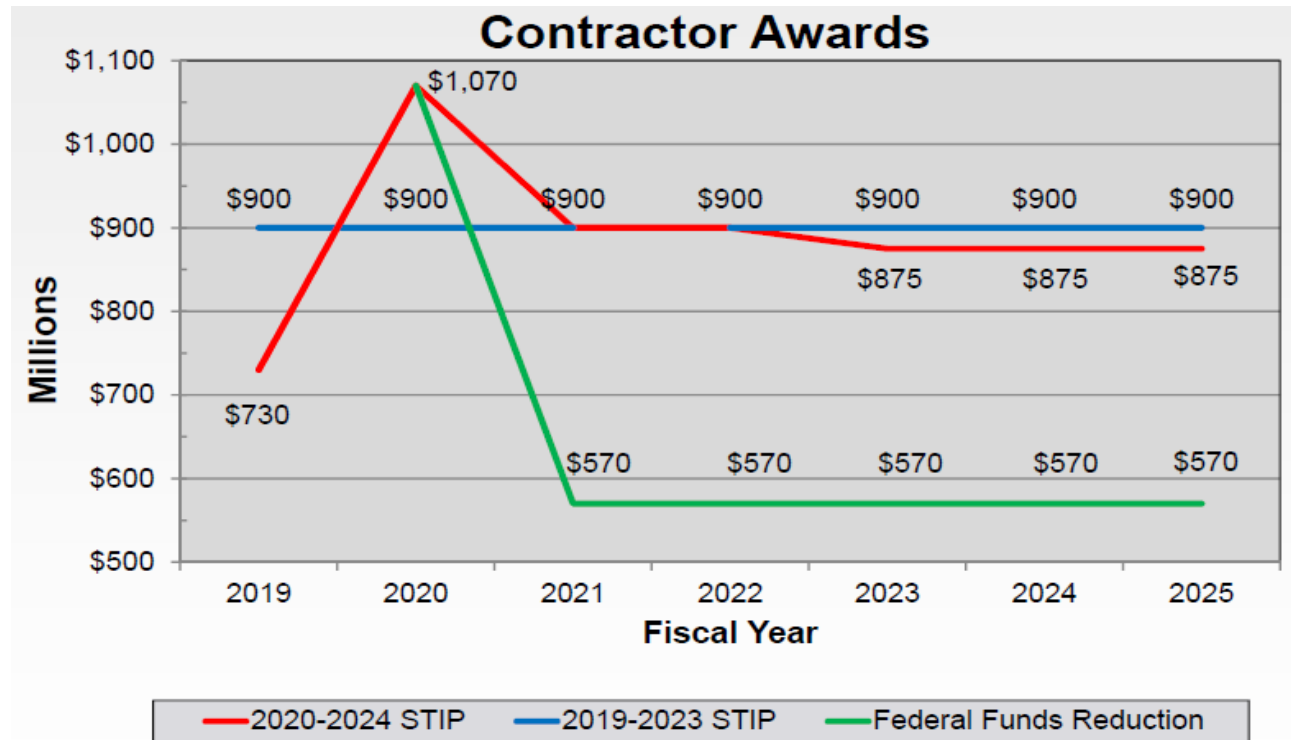
For the 2020-2024 period, the forecast relies on deficit spending each year in order to match all available federal funds. The average deficit spending is \$71 million per year. As of June 30, 2018, the combined balance of the State Road Fund, State Road Bond Fund and State Highways and Transportation Department Fund was \$702 million. Deficit spending will reduce the amount from an estimated \$677 million on July 1, 2019 (the beginning of state fiscal year 2020) to \$320 million on June 30, 2024 (the end of state fiscal year 2024). Of the \$320 million projected to be in the state treasury at that time, \$265 million is the projected State Road Fund balance. Debt covenants and the Missouri Constitution require MoDOT to maintain one year of senior lien debt service in the State Road Fund. The debt service requirement for state fiscal year 2023, the final year of the senior lien debt service, is \$18.5 million. Additional cash is necessary in the State Road Fund for cash flow purposes.

This STIP was developed assuming federal funding levels consistent with the FAST Act, which expires in September 2020. A forecast assuming a reduced level of federal funding, consistent with Highway Trust Fund revenues, was also prepared. MoDOT and planning partners worked together to identify specific projects that would be delayed, should federal funding be reduced. Those projects are shaded in gray in Section 4.

The following table represents the total value of projects that will be delayed, number of bridges and total lane miles affected if federal funds are reduced:

Projects at Risk Due to Reduced Federal Funds (Dollars in Thousands)							
	2021	2022	Total		2021	2022	Total
<u>NW</u>				<u>NE</u>			
Total Programmed Amount	\$13,934	\$23,126	\$37,060	Total Programmed Amount	\$15,182	\$19,623	\$34,805
Number of Bridges	1	16	17	Number of Bridges	-	-	-
Total Lane Miles	220.6	160.4	381.0	Total Lane Miles	495.7	361.2	856.9
<u>KCR</u>				<u>KCU</u>			
Total Programmed Amount	\$8,476	\$8,156	\$16,632	Total Programmed Amount	\$56,915	\$49,454	\$106,369
Number of Bridges	-	-	-	Number of Bridges	8	3	11
Total Lane Miles	93.5	90.8	184.3	Total Lane Miles	121.2	193.6	314.8
<u>CD</u>				<u>SL</u>			
Total Programmed Amount	\$35,437	\$36,644	\$72,081	Total Programmed Amount	\$102,963	\$83,856	\$186,819
Number of Bridges	1	4	5	Number of Bridges	2	7	9
Total Lane Miles	601.0	665.5	1,266.5	Total Lane Miles	345.6	147.3	492.9
<u>SWR</u>				<u>SWU</u>			
Total Programmed Amount	\$30,290	\$36,601	\$66,891	Total Programmed Amount	\$15,933	\$12,914	\$28,847
Number of Bridges	5	6	11	Number of Bridges	-	1	1
Total Lane Miles	328.6	374.2	702.8	Total Lane Miles	61.0	112.3	173.4
<u>SE</u>				<u>Totals</u>			
Total Programmed Amount	\$26,979	\$36,880	\$63,859	Total Programmed Amount	\$306,109	\$307,254	\$613,363
Number of Bridges		1	1	Number of Bridges	17	38	55
Total Lane Miles	573.6	477.1	1,050.7	Total Lane Miles	2,840.8	2,582.5	5,423.2

The following table demonstrates MoDOT’s anticipated contractor awards at both a constant and reduced federal funding level:



In summary, Missourians enjoy access to a large transportation system that keeps us connected. Maintaining and improving the transportation system is expensive, but a most worthwhile investment. Through accountability, innovation and efficiency, MoDOT will do the best we can with what we have for as long as we can, keeping our commitment to preserve the \$55 billion transportation asset.

Introduction

The Missouri Department of Transportation (MoDOT), in accordance with state and federal law, has prepared this Statewide Transportation Improvement Program (STIP), for state fiscal years (SFY) 2020 through 2024 (July 1, 2019, through June 30, 2024). The STIP is prepared annually and includes projects proposed for funding under the Fixing America's Surface Transportation (FAST) Act of 2015, FAA Modernization and Reform Act of 2012, and state revenue. FAST was signed into law on December 4, 2015. It funds highways, highway safety, transit, and rail improvements for the five-year period from 2016 through 2020. The SFY 2020-2024 STIP meets all state and federal requirements and is fiscally constrained.

The STIP establishes work for a rolling five-year period of time. As each year is completed, the STIP is updated and a new year is added.

Public Involvement

Public involvement in project development and programming activities is a key element in gaining public acceptance critical to the success of any transportation improvement program. The recent multi-year federal transportation bills have emphasized the necessity of public involvement. In Missouri, the approach is primarily to seek involvement from four groups: metropolitan planning organizations, regional planning commissions, local officials and the general public. Through public involvement, all Missourians have a say in how transportation dollars are spent. The following link provides information on the public involvement process http://epg.modot.org/files/f/fe/121_Planning_Framework_2018.docx.

Metropolitan planning organizations represent urbanized areas with populations over 50,000. They are responsible for transportation planning within their regions. Regional planning commissions represent multi-county rural regions and are charged with coordinating functions of local governments, including transportation planning. The public is involved in the planning process in two ways: 1) through election of the local officials who comprise the regional planning commission and metropolitan planning organization boards of directors; and 2) through direct contact with MoDOT, metropolitan planning organizations, regional planning commissions or local officials. (See Section 1 for contact information regarding metropolitan planning organizations, regional planning commissions and MoDOT district offices.)

Public involvement for development of transportation improvements begins several years before the projects actually appear in the STIP.

Transportation planning consists of a series of decisions that direct the use of current and future available resources to accomplish Missouri's transportation goals. The current transportation planning process can be summarized in the following steps.

1. Develop Missouri's long range transportation plan
2. Identify and prioritize needs
3. Develop solutions and design projects

4. Prioritize and select projects for the STIP's Highway and Construction Schedule

Develop Missouri's Long Range Transportation Plan

MoDOT's long-range transportation plan identifies the state's transportation vision for the next 20 years. The plan also identifies what the public expects of the state transportation system.

The Missouri Highways and Transportation Commission approved MoDOT's long-range transportation plan at the June 2018 Commission Meeting. The federally required plan, called "Missouri's 2018 Long Range Transportation Plan," is designed to guide transportation decision-making throughout the state. It was developed after a one month public engagement period that resulted in 7,716 participants and 5,377 comments. The survey was used to gather input about priorities for the future of Missouri's transportation system.

Based on the input received, the five current goal areas should be a focus in the future: 1) take care of the transportation system and services we enjoy today; 2) keep all travelers safe, no matter the mode of transportation; 3) invest in projects that spur economic growth and create jobs; 4) give Missourians better transportation choices (more viable urban and rural transit, friendlier bike and pedestrian accommodations, improvements in rail, ports and airport operations); 5) improve reliability and reduce congestions on Missouri's transportation system

The vision is Missouri's ideal transportation system, but without additional resources, MoDOT will not be able to deliver this vision.

The plan, including what Missourians said should be priorities over the next 20 years, can be found at www.modot.org/LRTP.

Identify and Prioritize Needs

There are many transportation problems, often called needs, on Missouri's transportation system. Identifying these needs is a continuous process and crucial for successful planning. For example, one need might be redesigning a high-accident location, such as an intersection; another need might be a location improvement that helps a new business move products more efficiently. There are two levels of needs identification, regional and statewide.

Statewide needs are identified formally through the long-range transportation planning process, and public outreach is done in conjunction with the long-range transportation plan development. These needs typically cross several county lines, and involve interstates and major highways.

MoDOT districts work with planning partners – such as local and regional elected and community officials, and representatives of the metropolitan planning organizations and regional planning commissions – throughout the year to identify regional transportation needs.

Prioritizing needs is the process of deciding which problems, from the list of identified needs, should be addressed first. This can be a difficult task given a wide variety of needs. Not only do needs have different subject matter – safety, maintenance or economic development – they have varying

time horizons. A structurally deficient bridge might be a more immediate need than a resurfacing project. However, simply being an immediate need does not guarantee a higher priority. These complicated decisions require a coordinated effort from many groups.

Needs prioritization is based on the goals in Missouri's long-range transportation plan. MoDOT districts work with planning partners to prioritize regional needs annually. Each region develops a program that first addresses its asset management goals of maintaining the current condition. If a region has funds remaining after programming the work needed to keep its system at its current condition, then other regional needs may be considered and prioritized.

Develop Solutions and Design Projects

When the highest priority needs have been identified, they are evaluated to find the best solution to the problem based on engineering expertise, public input and financial considerations. Environmental impact is another factor that influences the development and selection of a solution. There are a variety of environmental reviews that must occur for the proposed solutions. Some solutions may be less desirable or eliminated from consideration due to the extent of the environmental impacts. After a solution is agreed upon, design plans are started.

Determining the cause of a problem is often more complicated than might be expected. For instance, a high incidence of accidents at a given intersection might be due to poor sight distances, weather conditions, signal timing, roadway geometry or even reckless driving. Identifying the primary reason or combination of reasons for the problem is key to developing effective solutions.

When a problem is identified, the natural tendency for any problem-solver is to immediately offer the solution. Effective planning requires developing many possible solutions in order to capture the most efficient and effective solution. MoDOT engineers and planners are experts at generating good solutions to transportation problems. MoDOT staff is even more effective when working with local and regional officials to generate the solutions. This process reveals issues and concerns that may not have previously been evident.

The public's involvement in defining needs and determining the appropriate solutions will take several forms. The public may actually initiate the investigation of needs by contacting MoDOT or its planning partners. The public, through its local officials, has representation in determining the best solution for the transportation need. As MoDOT develops public involvement plans for specific projects, the public will have further opportunity to review concepts and provide input.

Prioritize and Select Projects for Construction

Deciding which projects to do and when to do them is a complicated and often controversial matter. Gathering and discerning public input is crucial to realizing the full benefit of available funds for Missouri's transportation system. MoDOT relies on local and regional planning agencies for this process. The project prioritization processes are based primarily on data and serve as a starting place for determining the best candidates for funding.

Each region must first develop a program to reach its asset management goals. After a region demonstrates it can reach those goals, it may prioritize and fund other regional needs. The project prioritization processes include the following.

- Safety
- Taking care of the system / Asset Management
- Interstates and major bridges / Major Bridge
- Other regional needs / System Improvement

Projects are typically divided into three categories - high, medium and low - within each funding category. Each time projects are prioritized; existing projects not yet programmed for construction are re-evaluated.

Projects are prioritized against other projects in the same funding category. Smaller projects and those intended to take care of the existing system are compared with one another. And, once a region demonstrates it can meet its asset management goals, similar size regional projects may be prioritized against one another. MoDOT works with local and regional officials to determine the priority of the projects in each funding category. Projects on the high-priority project list are candidates for funding. The projects selected for funding are shown in Section 4.

Additionally, each of Missouri's nine metropolitan planning organizations (MPO) located in Cape Girardeau (Southeast Metropolitan Planning Organization - SEMPO), Columbia (Columbia Area Transportation Study Organization - CATSO), Fayetteville-Springdale-Rogers AR (and a small part of McDonald County,-MO) (Northwest Arkansas Regional Planning Commission - NWARPC), Jefferson City (Capital Area Metropolitan Planning Organization - CAMPO), Joplin (Joplin Area Transportation Study Organization - JATSO), Kansas City (Mid-America Regional Council - MARC), St. Joseph (St. Joseph Area Transportation Study Organization - SJATSO), St. Louis (East-West Gateway Council of Governments - EWGCOG) and Springfield (Ozarks Transportation Organization - OTO) prepares a Transportation Improvement Program (TIP) and a long-range metropolitan transportation plan (MTP) for its MPO area. These TIPs are the accumulation of federally funded projects proposed by their local governments and MoDOT. These projects are consistent with the MTP's goals and objectives. MoDOT uses public input received throughout the year to develop its submittal for the MPO's TIP. Each MPO has an approved public involvement plan for its respective area that allows for review and feedback from individual citizens, organizations, agencies and local area governments. Using public input as one of its decision factors, the MPO determines the projects in its area that will be programmed for construction.

These TIPs are incorporated by reference into the five-year STIP without modification. (See Section 9.)

Public Review Period

Comments from the public and the planning partners are considered throughout the year in an effort to maximize Missouri's resources. Based on public and engineering input, a draft of the STIP is published, followed by a 30-day public review period. During this public review period, the

program is distributed to MoDOT districts for public access, and the Federal Highway Administration (FHWA) and Federal Transit Administration (FTA) for review. The STIP is also available on MoDOT's Web site at <https://www.modot.org/statewide-transportation-improvement-program-stip>. Citizens have the opportunity to provide comments by mail, e-mail or telephone (by calling 1-888-ASK-MODOT) to district representatives during this time period. MoDOT responds to the comments received through an acknowledgement or by providing additional information, depending on the nature of the comment. Most answers or acknowledgements are sent within five business days of receiving the comment. Some comments require more time for research before an answer can be provided. Changes are made, as appropriate, in response to comments before a final STIP is developed and presented to the Missouri Highways and Transportation Commission (MHTC) for approval. Input from this part of the process will be used to measure the effectiveness of the program and to begin making improvements on next year's program. The STIP becomes effective when approved by the MHTC as well as the FHWA and FTA.

Program Amendments

After the STIP has been approved, which typically occurs in July, project changes may occur. Projects may need to be added or revised because of unforeseen circumstances. These changes are referred to as amendments. The public involvement process for STIP amendments occurs prior to incorporating the project in the program. Public involvement for projects inside a MPO area will be coordinated by the MPO according to its approved TIP amendment process.

A seven-day public comment period is provided for all proposed amendments and administrative amendments to the STIP. Administrative modifications do not require a seven-day public comment period. All projects follow the public involvement processes and policies defined in MoDOT's planning framework.

The MHTC-approved STIP, and all STIP changes, are made available for viewing on the MoDOT website at <https://www.modot.org/statewide-transportation-improvement-program-stip>.

Reference Information

Administrative Amendment – Administrative amendments are project revisions involving the addition of federally-funded scoping projects, state-funded regionally significant scoping projects, hardship right of way purchases, emergency projects, major scope changes without budget changes, the splitting of general location projects into specific locations or the addition of right of way to construction projects already in the Statewide Transportation Improvement Program (STIP) with no net budget change (uninflated). Administrative amendments require Missouri Highways and Transportation Commission and Federal Highway Administration / Federal Transit Administration approval. The Missouri Highways and Transportation Commission has delegated authority to approve administrative amendments to the Chief Engineer. Administrative amendments occur between annual STIP updates.

Administrative Modification – Administrative modifications are project revisions involving the addition of state-funded non-regionally significant scoping projects, fiscally constrained changes to existing projects such as splitting or incorporating projects or changing fiscal years, minor scope changes without budget changes, adding funding sources to projects, advance construction changes and technical corrections. Administrative modifications require Missouri Highways and Transportation Commission approval but not Federal Highway Administration (FHWA) / Federal Transit Administration (FTA) approval. However, administrative modifications are provided to FHWA and FTA for informational purposes. The Missouri Highways and Transportation Commission has delegated authority to approve administrative modifications to the Chief Engineer. Administrative modifications occur between the annual updates of the STIP.

Advance Construction – This is a mechanism that allows a project to be funded with state funds now and preserves a project's eligibility for federal reimbursement in the future.

Amendment – Amendments are project revisions involving the addition of new projects, deletion of existing projects, or a budget change to an existing project. Amendments require Missouri Highways and Transportation Commission and Federal Highway Administration / Federal Transit Administration approval. Amendments occur between the annual STIP updates.

Amendment 3 – This is a bonding referendum passed by voters in November 2004 that provides additional funds for transportation projects. The funding made available resulted in three initiatives: the Smooth Roads Initiative, the Acceleration of Projects and New Major Projects (original and additional).



Anticipated Fed Cat – Anticipated Federal Funding Categories include CMAQ, Earmark, NHFP, NHPP, STBG, and Safety. An anticipated federal funding category of “State” indicates no federal funds are anticipated to be used on the project. The anticipated federal category identifies the likely type of federal funding that will be used on the project.

Asset Management – A rolling 10-year strategic framework for making cost-effective decisions about allocating resources and managing road and bridge system infrastructure. It is based on a process of monitoring the physical condition of assets, predicting deterioration over time and providing information on how to invest in order to meet asset management goals.

At-Grade Intersection – This is an intersection of two or more roadways that provides for vehicular and pedestrian traffic movement on the same level of the riding surface.

Better Utilizing Investments to Leverage Development (BUILD) Grant Program - The BUILD program provides dedicated, discretionary federal funding to invest in road, rail, transit and port projects that promise to achieve national objectives. Previously known as Transportation Investment Generating Economic Recovery, or TIGER Discretionary Grants, Congress has dedicated nearly \$7.1 billion for ten rounds of National Infrastructure Investments to fund projects that have a significant local or regional impact.

CMAQ – Congestion Mitigation and Air Quality Improvement Program – Federal funds allocated to state and local governments for transportation projects and programs to help meet the requirements of the Clean Air Act.

Culvert – This is a drainage structure constructed beneath the roadway. Box sections, pipes and arches are examples of various culvert shapes.

Deck – This is the portion of a bridge that provides the riding surface for vehicular and pedestrian traffic. The deck distributes loads to the superstructure elements.

Earmark – Federal funds dedicated to a specific project.

EDC – Every Day Counts – A federal program administered by FHWA.

Emergency Relief – Emergency Relief Program – This program provides funding to federal, state, and local highway agencies for repairs to damaged federal-aid highways and roads on federal lands resulting from natural disasters or catastrophic failures from an external cause.

Engineering – This is the work required to develop a project's scope and detailed design, as well as the inspection of a construction project.

Expansion Project – A transportation improvement that increases the capacity of the transportation system, such as new lanes, interchanges or bridges.

Expressway – This is a multilane, divided highway where access is allowed at public roads via at-grade intersections.

FAST Act – On December 4, 2015, President Obama signed into law the Fixing America's Surface Transportation Act, which authorizes the federal surface transportation programs for highways, highway safety, transit and rail for the five-year period from 2016 through 2020.

Federal-Aid Highways – Those roads which are eligible for federal funding under Title 23 of the United States Code, except roads classified as local or rural minor collector. Other exceptions apply to this general rule.

Fiscal Constraint – This is the demonstration that sufficient funds are reasonably expected to be available to cover the anticipated project costs within the five-year window of the STIP.

Fiscal Year – This is the 12-month period to which the annual STIP budget applies. The State of Missouri fiscal year is July 1 through June 30. The STIP fiscal year is July 1 through June 30. The federal fiscal year is October 1 through September 30.

FFOS – Funding From Other Sources – These are funds applied to a project that are from sources other than the funding distribution categories available for district use.

FHWA – Federal Highway Administration – This is the federal agency that provides financial and technical support for the construction, improvement and preservation of the highway system. FHWA implements a risk-based stewardship and oversight process that includes the identification of specific Projects of Division Interest (PoDI).

Flexible and Other / System Improvements – This is a STIP funding category which may be used for any type of system improvement, including safety, condition, or operational improvements. This funding category may also be used for capacity and expansion projects if a district has sufficient other funds to meet their asset management goals.

Focus on Bridges - A proposal to repair or replace several of the state’s worst bridges. Projects are noted in Section 4 with a “FOCUS ON BRIDGES” watermark.

Freeway – This is a multilane, divided highway where access is provided only at grade-separated interchanges.

FTA – Federal Transit Administration – This is the federal agency that provides financial and technical assistance to local public transit systems.

Geometric Improvement – This is a roadway improvement other than a surface treatment, such as adding turn lanes or widening an intersection.

INFRA – Infrastructure for Rebuilding America Grant Program – This program provides dedicated, discretionary federal funding for projects that address critical issues facing our nation’s highways and bridges.

Interchange – This is where two or more roadways meet. An interchange has two or more roadways that provide for the movement of traffic on different levels (grade separated).

Intersection – This is where two or more roadways meet. An at-grade intersection has two or more roadways that provide for traffic movement on the same level.

Lane – This is the travel path of one vehicle on a roadway and usually delineated by a dashed or solid stripe.

Let – This means to advertise projects and take bids from contractors to perform the work.

Long-Range Transportation Plan (LRTP) – This is a multimodal transportation plan covering a period of at least 20 years developed through the statewide transportation planning process.

Major Bridge – A major bridge is any bridge with a total length of at least 1,000 feet. There are about 200 major bridges in Missouri, located mainly over larger lakes, rivers, and interchanges.

Major Bridge Funds – A STIP funding category focused on improving the condition of bridges longer than 1000 feet.

Major Highway System – This system includes all of Missouri's most traveled roads. It consists of approximately 5,500 miles that carry nearly 80 percent of the state's traffic. Approximately 95 percent of Missouri residents live within 10 miles of these roads.

MAP-21 – On July 6, 2012, President Obama signed into law the Moving Ahead for Progress in the 21st Century Act of 2012, which authorized the federal surface transportation programs for highways, highway safety, and transit for the two-year period from 2013 through 2014. MAP-21 was extended through most of 2015.

Metropolitan Transportation Plan (MTP) – This is a multimodal transportation plan covering a period of at least 20 years developed through the MPO transportation planning process.

Minor Highway System – This system includes any road that is not on the Major Highway System. This system consists of approximately 28,000 miles, which carry nearly 20 percent of the state's traffic. These roads are often referred to as farm-to-market roads in the state's rural areas.

MPO – Metropolitan Planning Organization – This is the entity responsible for transportation planning in urbanized areas with populations greater than 50,000. The nine MPO's in Missouri serve the Cape Girardeau (Southeast Metropolitan Planning Organization), Columbia (Columbia Area Transportation Study Organization), Fayetteville-Springdale-Rogers AR and a small part of McDonald County, MO (Northwest Arkansas Regional Planning Commission), Jefferson City (Capital Area Metropolitan Planning Organization), Joplin (Joplin Area Transportation Study Organization), Kansas City (Mid-America Regional Council), St. Joseph (St. Joseph Area Transportation Study Organization), St. Louis (East-West Gateway Council of Governments) and Springfield (Ozarks Transportation Organization) metropolitan areas. Also see TMA.

National Highway System (NHS) – This is a system of major highway networks established by the federal government that includes interstate routes, most urban and rural principal arterials, the defense strategic highway network and strategic highway connectors.

NHFP – National Highway Freight Program – This program was created with the FAST Act, and provides funding for projects included in the State Freight Plan.

NHPP – National Highway Performance Program – This is one of several categories of federal transportation funds and can be used for road, bridge, or other improvements. This category was created in MAP-21 and incorporates the former federal categories of National Highway System, Bridge and Interstate Maintenance.

ONEDOT – The Federal Highway Administration and Federal Transit Administration are referred to collectively as ONEDOT.

Passenger Rail Investment and Improvement Act (PRIIA) – On October 16, 2008, President George W. Bush signed the Passenger Rail Investment and Improvement Act. PRIIA reauthorized the National Railroad Passenger Corporation, better known as Amtrak, and strengthened the US passenger rail network by tasking Amtrak, the U.S. Department of Transportation (US DOT), Federal Railroad Administration (FRA), States, and other stakeholders in improving service, operations, and facilities for fiscal years 2009 through 2013. PRIIA was extended through 2015 and is currently included within the FAST Act.

Payment – This means a project will not be let. Projects are noted in Section 4 with a “Payment” watermark.

Performance-Based Planning and Programming (PBPP) - Refers to the application of performance management within the planning and programming processes of transportation agencies to achieve desired performance outcomes for the multimodal transportation system. This includes a range of activities and products undertaken by a transportation agency together with other agencies, stakeholders, and the public as part of a 3C (cooperative, continuing, and comprehensive) process.

Planning Framework – Since 2004, this is MoDOT’s process of involving the general public and planning partners, which represent regions of the state, and local areas, in the identification and prioritization of transportation needs and projects.

Primary Funding Category – Primary Funding Categories include Taking Care of the System, Statewide Interstate & Major Bridge, Safety, Statewide Safety, Flexible & Other, and Amendment 3. These are MoDOT categories, not federal categories, and indicate the type of MoDOT funds that are used for the project.

Programmed – This means a project has right of way and/or construction funds committed for expenditure within the five state fiscal years of the Statewide Transportation Improvement Program.

Projects of Division Interest (PoDI) – Individual projects for which project-specific risks are identified and reviewed as part of FHWA’s stewardship and oversight process. A listing of the programmed PoDI projects can be viewed in the Engineering Policy Guide at http://epg.modot.org/files/4/43/PoDI_Matrix_MoDOT_2019FY.xlsx

Reconstruction – This is a type of improvement designed to replace the existing roadway or bridge when it has reached the end of its useful life. Reconstruction is often accompanied by improvements to the highway’s functional and operational capacity.

Regionally Significant Project - This is a transportation project on a facility that serves regional transportation needs (such as access to and from the area outside the region; major activity centers in the region; major planned developments such as new retail malls, sports complexes, or employment centers; or transportation terminals) and would normally be included in the modeling of the metropolitan area's transportation network. At a minimum, this includes all principal arterial highways and all fixed guide way transit facilities that offer a significant alternative to regional highway travel.

Rehabilitation – This is a type of improvement designed to preserve and extend the service life and enhance the safety of an existing roadway or bridge when total replacement is not warranted.

Resurfacing – This type of improvement installs a new layer of material over an existing pavement.

Right of Way – This is land or property used specifically for transportation purposes.

RPC – Regional Planning Commission – A local body of governments that provide coordinated planning efforts in developing various regional and local transportation plans.

Safe & Sound Bridge Improvement Program – This is an initiative to improve 802 bridges throughout the state by December 31, 2013. A team of contractors and designers was selected to replace more than 550 bridges as part of a single design-build package. The remaining bridges will be rehabilitated using a modified design-bid-build approach.



SAFETEA-LU – On August 10, 2005, President George W. Bush signed the Safe, Accountable, Flexible, Efficient Transportation Equity Act: A Legacy for Users (SAFETEA-LU). SAFETEA-LU authorized the federal surface transportation programs for highways, highway safety, and transit for the five-year period from 2005 through 2009. SAFETEA-LU was extended through mid-2012.

Safety Funds – A federal and STIP funding category for eligible safety related activities, with a goal of reducing traffic crashes.

Scoping and Design – The early stages of a potential construction project. See Section 3 of the STIP for more information, and for scoping and design project lists.

Secondary Funding Category – Secondary Funding Categories include Enhancements, Low-Type Resurfacing, ADA Transition Plan, Preventive Maintenance, Regional, Rehabilitation and Reconstruction, Routine Maintenance, Safety, Thin Lift Overlay, and Urban Safety. The Secondary Funding Category indicates the type of work to be accomplished with the project.

State Funds – State revenue generated through Missouri taxes, licenses, permits, and fees.

Statewide Interstate and Major Bridge Funds – A STIP funding category focused on improving the condition of interstates and bridges longer than 1000 feet.

STBG – Surface Transportation Block Grant Program – This is one of several categories of federal transportation funds and can be used for road, bridge or other improvements. Prior to the FAST Act, this program was known as the Surface Transportation Program.

STIP – Statewide Transportation Improvement Program –The STIP is MoDOT’s fiscally-constrained short-term capital programming document that is used to implement MoDOT’s statewide transportation plan. It translates the policies, strategies, and directions of the plan into specific decisions on transportation project scoping, preliminary design, construction contract awards and investments in special federal programs during the STIP five-year horizon period. Projects in Section 4 of the STIP are commitments.

STSFA – Surface Transportation System Funding Alternatives – A federal program administered by FHWA.

Substructure – This is the abutments, piers or other bridge elements built to support the bridge superstructure. The substructure transfers loads from the superstructure to the ground.

Superstructure – This is the portion of a bridge that supports the bridge deck and traffic loads. The superstructure transfers these loads to the bridge substructure. Examples of superstructure types include trusses, concrete I-beams and steel I-beams.

Taking Care of the System / Asset Management – A STIP funding category focused on maintenance or preservation-type improvements that preserve the existing transportation system.

TEA-21 – The U.S. Congress passed the Transportation Equity Act for the 21st Century (TEA-21) on June 9, 1998. It provided authorizations for highways, highway safety, and mass transit for six years. TEA-21 expired September 30, 2003.

TIGER – Transportation Investment Generating Economic Recovery – A federal discretionary program administered by FHWA.

TIP – Transportation Improvement Program –The TIP is the MPO’s fiscally-constrained short-term capital programming document that is used to implement the MPO’s metropolitan transportation plan. It translates the policies, strategies, and directions of the plan for the metropolitan planning area into specific decisions on transportation projects and investments during the TIP four-year horizon period.

TMA – Transportation Management Area – This is the entity responsible for transportation planning in urbanized areas with populations greater than 200,000. Missouri’s four TMAs serve the Kansas City (Mid-America Regional Council), St. Louis (East-West Gateway Council of Governments), Springfield (Ozarks Transportation Organization) and Fayetteville-Springdale-Rogers, Arkansas metropolitan areas, which include a small part of McDonald County in southwest Missouri (Northwest Arkansas Regional Planning Commission).

Work Zone – This is a designated area where highway construction or maintenance is taking place.

Section 3 – Scoping and Design Projects

2020 – 2024 Scoping and Design Projects

The purpose of this section is to identify potential future highway and bridge projects. These projects may be in the evaluation stage, which is called project scoping, or may be further along in the preliminary design process. **Projects listed in this section are not commitments to construct or implement an improvement.** These commitments won't be made until the NEPA process is completed. These projects are being included in the STIP for the scoping or preliminary design phase only, and subsequent phases have not yet been determined or are beyond the STIP horizon period.

After needs have been identified and prioritized, the higher priority needs are included in this section. Next, a core team is formed, comprising personnel from various MoDOT departments. The core team investigates the problem or concern. The core team develops several solutions that may be either short term or long term. Some problems have no transportation or construction solution and instead may require public education or assistance through law enforcement.

Once a solution is selected, additional preliminary design work occurs. Design progresses up to a point at which MoDOT is confident the solution will properly address the problem or concern and of the improvement's cost. The potential project moves into the next stage of the planning framework, which is the prioritization and selection of projects for construction. Projects that have been prioritized and selected for construction are listed in the construction program (see Section 4.) Only the construction projects in Section 4 represent a commitment by MoDOT to build the project.

Please see Section 2 for additional discussion regarding how a need becomes a project through the planning framework process of identifying and prioritizing needs, to developing solutions, to prioritizing and selecting projects for construction.

The amount of time a potential project spends in the scoping and design phase varies. Some potential projects are more complex than others, and they might remain in the scoping and design phase for several years. This is especially true for projects such as Missouri and Mississippi River bridge replacements, new roadway construction, or converting a two-lane road to a four-lane road. Some projects could be added to the construction program (see Section 4) in future STIP amendments, either using existing capacity shown in Section 5, or if additional funding becomes available.



2020 - 2024 Scoping and Design Projects

Transportation Planning

P.O. Box 270
Jefferson City, MO 65102

						STATE FISCAL YEAR PROJECT BUDGETING (ENGINEERING)		
						Prior Prog.	7/2019- 6/2020	7/2020- 6/2024
County: Andrew Route: IS 29 Anticipated Federal Category: NHPP	Job No: 113268	Scoping for pavement improvements from Bus. 71 to 1.5 miles south of Rte. O, near St. Joseph.	Fed 7	State 1	Local 0 Future Cost: 5,001 - 10,000	5	5	3
County: Andrew Route: IS 29 Anticipated Federal Category: NHPP	Job No: 113317	Scoping for pavement improvements from Rte. 59 to Bus. 71 north of St. Joseph.	AC-State 6	State 1	Local 0 Future Cost: 5,001 - 10,000	0	5	2
County: Andrew Route: RT E Anticipated Federal Category: STBG	Job No: 153324	Scoping for pavement improvements from Rte. D, east of Savannah, to Rte. 169.	AC-State 4	State 0	Local 0 Future Cost: 1 - 300	0	2	2
County: Andrew Route: RT H Anticipated Federal Category: NHPP	Job No: 153261	Scoping for bridge improvements over Lincoln Creek, 2.2 miles south of Rte. A, near Fillmore. Project involves bridge A1782.	Fed 6	State 1	Local 0 Future Cost: 1,001 - 2,000	5	5	2
County: Atchison Route: MO 111 Anticipated Federal Category: NHPP	Job No: 153269	Scoping for bridge improvements over Pike Creek Drainage Ditch, 1.2 miles north of Rte. Z near Corning. Project involves bridge X0170.	Fed 4	State 0	Local 0 Future Cost: 301 - 1,000	2	2	2
County: Atchison Route: MO 46 Anticipated Federal Category: STBG	Job No: 153220	Scoping for pavement improvements from Rte. 59, in Fairfax, to Rte. 113 in Nodaway County.	AC-State 4	State 0	Local 0 Future Cost: 1,001 - 2,000	2	2	2
County: Atchison Route: US 59 Anticipated Federal Category: STBG	Job No: 153326	Scoping for pavement improvements from Rte. 136, near Tarkio, to I-29.	AC-State 5	State 1	Local 0 Future Cost: 1,001 - 2,000	0	5	1
County: Buchanan Route: IS 229 Anticipated Federal Category: NHPP	Job No: 113053	Environmental study between Rte. 59 (St. Joseph Ave.) and Rte. 36, including the elevated bridge in downtown St. Joseph. Project involves twin bridges A2225.	Fed 644	State 160	Local 0 Future Cost: 10,001 - 15,000	720	800	4



2020 - 2024 Scoping and Design Projects

Transportation Planning

P.O. Box 270
Jefferson City, MO 65102

						STATE FISCAL YEAR PROJECT BUDGETING (ENGINEERING)		
						Prior Prog.	7/2019- 6/2020	7/2020- 6/2024
County: Buchanan Route: IS 229 Anticipated Federal Category: NHPP	Job No: 113260	Scoping for bridge improvements over 22nd Street in St. Joseph. Project involves bridges A1488 in the northbound and southbound lanes.	Fed 4	State 0	Local 0 Future Cost: 301 - 1,000	2	2	2
County: Buchanan Route: IS 29 Anticipated Federal Category: NHPP	Job No: 113330	Scoping for bridge improvements on Cook Road bridge over I-29 in St. Joseph. Project involves bridge A0700.	Fed 8	State 2	Local 0 Future Cost: 301 - 1,000	0	5	5
County: Buchanan Route: IS 29 Anticipated Federal Category: NHPP	Job No: 113332	Scoping for bridge improvements on Gene Field Road bridge over I-29 in St. Joseph. Project involves bridge A0701.	Fed 8	State 2	Local 0 Future Cost: 301 - 1,000	0	5	5
County: Buchanan Route: MO 752 Anticipated Federal Category: STBG	Job No: 1P3321	Scoping for pavement improvements from I-229 to 22nd Street (Rte. 371) in St. Joseph.	AC-State 3	State 0	Local 0 Future Cost: 1 - 300	0	2	1
County: Buchanan Route: RT AC Anticipated Federal Category: STBG	Job No: 1S3030	Scoping for bridge and intersection improvements at Rte. 36 intersection in St. Joseph. Project involves bridge A2822.	Fed 16	State 4	Local 0 Future Cost: 5,001 - 10,000	22	10	10
County: Buchanan Route: RT DD Anticipated Federal Category: NHPP	Job No: 1S3205	Scoping for bridge improvements over Jenkins Creek, 4.4 miles east of Rte. E near Gower. Project involves bridge A2582.	Fed 5	State 0	Local 0 Future Cost: 1,001 - 2,000	4	2	3
County: Caldwell Route: MO 13 Anticipated Federal Category: STBG	Job No: 1P3267	Scoping for pavement resurfacing from Rte. 36, in Hamilton, to Rte. HH in Kingston.	AC-State 4	State 0	Local 0 Future Cost: 1,001 - 2,000	2	2	2
County: Carroll Route: MO 10 Anticipated Federal Category: NHPP	Job No: 1P3320	Scoping for pavement improvements from Rte. FF to Rte. 65 in Carrollton.	AC-State 3	State 0	Local 0 Future Cost: 1 - 300	0	2	1



2020 - 2024 Scoping and Design Projects

Transportation Planning

P.O. Box 270
Jefferson City, MO 65102

						STATE FISCAL YEAR PROJECT BUDGETING (ENGINEERING)		
						Prior Prog.	7/2019- 6/2020	7/2020- 6/2024
County: Chariton Route: MO 5 Anticipated Federal Category: STBG	Job No: 1P3223	Scoping for pavement improvements from Rte. 24, near Salisbury, to Howard County line.	AC-State 4	State 0	Local 0 Future Cost: 301 - 1,000	4	2	2
County: Chariton Route: RT F Anticipated Federal Category: NHPP	Job No: 1S3210	Scoping for bridge improvements over Palmer Creek, 0.8 mile north of Rte. 24 near Keytesville. Project involves bridge R0405.	Fed 4	State 0	Local 0 Future Cost: 301 - 1,000	4	2	2
County: Clinton Route: RT NN Anticipated Federal Category: NHPP	Job No: 1S3211	Scoping for bridge improvements over Castile Creek, 0.9 mile east of Rte. K near Stewartsville. Project involves bridge T0045.	Fed 4	State 0	Local 0 Future Cost: 301 - 1,000	4	2	2
County: Dekalb Route: US 36 Anticipated Federal Category: NHPP	Job No: 1P3318	Scoping for pavement improvements in the eastbound lanes east of Rte. 31 (north) to Rte. 33 near Osborn.	AC-State 5	State 0	Local 0 Future Cost: 301 - 1,000	0	2	3
County: Dekalb Route: US 36 Anticipated Federal Category: NHPP	Job No: 1P3319	Scoping for pavement improvements in the eastbound lane from the Grindstone River to DeKalb County line, and in the westbound lane from e/o DeKalb County line to Rte. C, near Cameron.	AC-State 5	State 0	Local 0 Future Cost: 301 - 1,000	0	2	3
County: Gentry Route: US 169 Anticipated Federal Category: STBG	Job No: 1P3323	Scoping for pavement improvements from Stanberry north city limits to Rte. 31 near King City.	AC-State 5	State 0	Local 0 Future Cost: 1 - 300	0	2	3
County: Gentry Route: RT B Anticipated Federal Category: NHPP	Job No: 1S3213	Scoping for bridge improvements over Grantham Creek, 1 mile north of Rte. O near Ravenwood. Project involves bridge N0161.	Fed 5	State 0	Local 0 Future Cost: 1,001 - 2,000	4	2	3
County: Harrison Route: US 136 Anticipated Federal Category: NHPP	Job No: 1P3327	Scoping for bridge improvements over I-35 in Bethany. Project includes bridge A0698.	AC-State 7	State 1	Local 0 Future Cost: 301 - 1,000	0	5	3



2020 - 2024 Scoping and Design Projects

Transportation Planning

P.O. Box 270
Jefferson City, MO 65102

						STATE FISCAL YEAR PROJECT BUDGETING (ENGINEERING)		
						Prior Prog.	7/2019- 6/2020	7/2020- 6/2024
County: Harrison Route: RT N Anticipated Federal Category: NHPP	Job No: 1S3217	Scoping for bridge improvements over East Fork Big Creek, 1 mile west of Rte. T near Blythedale. Project involves bridge A2402.	Fed 5	State 0	Local 0 Future Cost: 2,001 - 5,000	4	2	3
County: Holt Route: US 59 Anticipated Federal Category: STBG	Job No: 1S3325	Scoping for pavement improvements from east of Oregon to I-29.	AC-State 7	State 1	Local 0 Future Cost: 301 - 1,000	0	5	3
County: Holt Route: RT B Anticipated Federal Category: NHPP	Job No: 1S3276	Scoping for bridge improvements over Hickory Creek, 4.2 miles south of Rte. 113, near Mound City. Project involves bridge K0841.	Fed 4	State 0	Local 0 Future Cost: 301 - 1,000	2	2	2
County: Linn Route: MO 11 Anticipated Federal Category: STBG	Job No: 1S3272	Scoping for pavement improvements from Rte. 36, in Brookfield, to Rte. 24 in Brunswick.	AC-State 2	State 0	Local 0 Future Cost: 1,001 - 2,000	2	2	0
County: Nodaway Route: US 71 Anticipated Federal Category: NHPP	Job No: 1P3273	Scoping for pavement improvements from Rte. 136 to Rte. 148 in Maryville.	AC-State 5	State 0	Local 0 Future Cost: 2,001 - 5,000	2	2	3
County: Nodaway Route: US 71 Anticipated Federal Category: NHPP	Job No: 1P3283	Scoping for pavement improvements in the northbound lanes from south of Rte. V, in Maryville, to north of Rte. A	Fed 4	State 0	Local 0 Future Cost: 1,001 - 2,000	2	2	2
County: Nodaway Route: US 71 Anticipated Federal Category: NHPP	Job No: 1P3322	Scoping for pavement improvements in the southbound lane from Rte. A (Nodaway Co.) to Rte. B (Andrew Co.), and in the northbound lane (Nodaway Co.) from south of Rte. A to north of Rte. A, near Pumpkin Center.	AC-State 5	State 0	Local 0 Future Cost: 1 - 300	0	2	3
County: Sullivan Route: MO 5 Anticipated Federal Category: STBG	Job No: 1P3284	Scoping for pavement improvements from Rte. 6, south of Milan, to Rte. MM at Browning.	AC-State 4	State 0	Local 0 Future Cost: 1,001 - 2,000	2	2	2



2020 - 2024 Scoping and Design Projects

Transportation Planning

P.O. Box 270
Jefferson City, MO 65102

	2020	2021	2022	2023	2024
State	173	4	0	0	0
AC-State	48	29	13	0	0
Local	0	0	0	0	0
Sub-total State	221	33	13	0	0
Federal					
Sub-total Federal	691	38	13	0	0
Grand Total	912	71	26	0	0



2020 - 2024 Scoping and Design Projects

Transportation Planning

P.O. Box 270
Jefferson City, MO 65102

						STATE FISCAL YEAR PROJECT BUDGETING (ENGINEERING)		
						Prior Prog.	7/2019- 6/2020	7/2020- 6/2024
County: Adair Route: MO 6 Anticipated Federal Category: STBG	Job No: 2P0790	Scoping for bridge improvements over abandoned railroad 0.3 mile east of Rte. B in Kirksville. Project involves bridge A2901.	AC-State 4	State 0	Local 0 Future Cost: 301 - 1,000	29	2	2
County: Audrain Route: MO 15 Anticipated Federal Category: STBG	Job No: 2S3126	Scoping for pavement improvements from 1.1 miles north of Rte. 22 to Bus. 54 and on Rte. 22 from Morris Street to Rte. 15 in Mexico.	AC-State 4	State 0	Local 0 Future Cost: 2,001 - 5,000	22	2	2
County: Audrain Route: MO 22 Anticipated Federal Category: NHPP	Job No: 2P3150	Scoping for bridge improvements over Kansas City Southern Railroad 0.2 mile west of Rte. 151 west junction, near Sturgeon. Project involves bridge K0672.	Fed 4	State 0	Local 0 Future Cost: 1,001 - 2,000	17	2	2
County: Audrain Route: BU 54 Anticipated Federal Category: STBG	Job No: 2P3152	Scoping for pavement improvements from 0.1 mile north of Rte. D to Rte. J in Mexico.	AC-State 4	State 0	Local 0 Future Cost: 301 - 1,000	12	2	2
County: Audrain Route: RT J Anticipated Federal Category: STBG	Job No: 2S3265	Scoping for pavement improvements from Bus. 54 in Mexico to Rte. 54 at Basinger Corner.	AC-State 4	State 0	Local 0 Future Cost: 1,001 - 2,000	2	2	2
County: Clark Route: US 61 Anticipated Federal Category: NHPP	Job No: 2P3353	Scoping for pavement improvements on southbound and northbound lanes from the Rte. 27 interchange in Clark County to 1.6 miles south of Rte. C in Lewis County near LaGrange (nine disconnected sections). Project includes southbound and northbound lanes on Rte. 27 from the Iowa State line to the Rte. 61 interchange.	Fed 4	State 0	Local 0 Future Cost: 2,001 - 5,000	0	2	2
County: Lewis Route: MO 16 Anticipated Federal Category: NHPP	Job No: 2S3328	Scoping for bridge improvements over Rte. 61 0.7 mile north of Rte. P at Canton. Project involves bridge A3381.	Fed 4	State 0	Local 0 Future Cost: 301 - 1,000	0	2	2



2020 - 2024 Scoping and Design Projects

Transportation Planning

P.O. Box 270
Jefferson City, MO 65102

						STATE FISCAL YEAR PROJECT BUDGETING (ENGINEERING)		
						Prior Prog.	7/2019- 6/2020	7/2020- 6/2024
County: Lewis Route: RT P Anticipated Federal Category: NHPP	Job No: 253327	Scoping for bridge improvements over Rte. 61 0.7 mile south of Rte. 16 at Canton. Project involves bridge A3382.	Fed 4	State 0	Local 0 Future Cost: 301 - 1,000	0	2	2
County: Lewis Route: RT V Anticipated Federal Category: STBG	Job No: 253352	Scoping to upgrade sidewalks to comply with the ADA Transition Plan from Olive Avenue to 292nd Avenue in Maywood.	AC-State 4	State 0	Local 0 Future Cost: 1 - 300	0	2	2
County: Lincoln Route: MO 47 Anticipated Federal Category: STBG	Job No: 2P3043	Scoping for interchange improvements at Rte. 61 in Troy. Project involves bridge A2604.	AC-State 320	State 80	Local 0 Future Cost: 5,001 - 10,000	22	300	100
County: Lincoln Route: US 61 Anticipated Federal Category: Safety	Job No: 2P3106	Scoping for intersection improvements at Rte. B and Rte. E near Troy.	Fed 4	State 0	Local 0 Future Cost: 1,001 - 2,000	25	2	2
County: Macon Route: US 36 Anticipated Federal Category: NHPP	Job No: 2P3270	Scoping for pavement improvements from 0.1 mile east of Kellogg Avenue at Macon to 0.3 mile east of Shelby County line near Clarence.	Fed 4	State 0	Local 0 Future Cost: 1,001 - 2,000	3	2	2
County: Macon Route: US 63 Anticipated Federal Category: NHPP	Job No: 2P3042	Scoping for interchange improvements at Rte. 36 in Macon.	Fed 4	State 0	Local 0 Future Cost: 301 - 1,000	18	2	2
County: Macon Route: US 63 Anticipated Federal Category: NHPP	Job No: 2P3245	Scoping for pavement improvements on southbound and northbound lanes from 0.6 mile south of Rte. YY in Macon County to 1.8 miles north of Rte. 24 in Randolph County near Moberly (five disconnected sections).	Fed 4	State 0	Local 0 Future Cost: 2,001 - 5,000	2	2	2
County: Macon Route: RT J Anticipated Federal Category: NHPP	Job No: 2S2160	Scoping for bridge improvements over Mussel Fork 0.8 mile east of Rte. 129 near New Boston. Project involves bridge N0251.	Fed 4	State 0	Local 0 Future Cost: 301 - 1,000	22	2	2

6/13/19



2020 - 2024 Scoping and Design Projects

Transportation Planning

P.O. Box 270
Jefferson City, MO 65102

						STATE FISCAL YEAR PROJECT BUDGETING (ENGINEERING)		
						Prior Prog.	7/2019- 6/2020	7/2020- 6/2024
County: Monroe Route: RT D Anticipated Federal Category: NHPP	Job No: 253244	Scoping for bridge improvements over South Fork Salt River 0.9 mile west of Rte. E near Santa Fe. Project involves bridge R0494.	Fed 4	State 0	Local 0 Future Cost: 301 - 1,000	2	2	2
County: Monroe Route: RT J Anticipated Federal Category: NHPP	Job No: 253257	Scoping for bridge improvements over Middle Fork Salt River 0.5 mile east of Rte. OO near Duncan's Bridge. Project involves bridge X0624.	Fed 4	State 0	Local 0 Future Cost: 301 - 1,000	2	2	2
County: Monroe Route: RT Z Anticipated Federal Category: NHPP	Job No: 352164	Scoping for bridge improvements over Brush Creek 1.9 miles north of Rte. D near Strother. Project involves bridge R0056.	Fed 4	State 0	Local 0 Future Cost: 301 - 1,000	12	2	2
County: Montgomery Route: MO 161 Anticipated Federal Category: NHPP	Job No: 253253	Scoping for bridge improvements over Elkhorn Creek 1.6 miles south of Rte. CC near Buell. Project involves bridge S0368.	Fed 4	State 0	Local 0 Future Cost: 301 - 1,000	2	2	2
County: Montgomery Route: MO 161 Anticipated Federal Category: STBG	Job No: 253356	Scoping to upgrade sidewalks to comply with the ADA Transition Plan on Rte. 161 in Montgomery City, Rte. 161 in Middletown and Rtes. CC and ZZ in Wellsville.	AC-State 4	State 0	Local 0 Future Cost: 1 - 300	0	2	2
County: Montgomery Route: MO 19 Anticipated Federal Category: NHPP	Job No: 2P3090	Scoping for bridge improvements over I-70 near New Florence. Project involves bridge A0986.	Fed 80	State 20	Local 0 Future Cost: 1,001 - 2,000	19	50	50
County: Montgomery Route: IS 70 Anticipated Federal Category: NHPP	Job No: 2I3274	Scoping to add railroad overpass 1.4 miles east of Rte. F near High Hill. Project involves bridge L0637.	Fed 18	State 2	Local 0 Future Cost: 15,001 - 25,000	250	10	10
County: Montgomery Route: IS 70 Anticipated Federal Category: NHPP	Job No: 2I3275	Scoping to add eastbound and westbound climbing lanes from 1.1 miles east of Rte. N to 0.2 mile west of Rte. 161 near Mineola.	Fed 18	State 2	Local 0 Future Cost: 2,001 - 5,000	150	10	10



2020 - 2024 Scoping and Design Projects

Transportation Planning

P.O. Box 270
Jefferson City, MO 65102

							STATE FISCAL YEAR PROJECT BUDGETING (ENGINEERING)		
							Prior Prog.	7/2019- 6/2020	7/2020- 6/2024
County: Montgomery Route: IS 70 Anticipated Federal Category: NHPP	Job No: 2I3276	Scoping for bridge improvements over Loutre River overflow 2.7 miles west of Rte. 161 near Danville. Project involves bridge A0970.	Fed 18	State 2	Local 0	Future Cost: 1,001 - 2,000	50	10	10
County: Ralls Route: US 61 Anticipated Federal Category: Safety	Job No: 2P3171	Scoping for intersection improvements at Rte. A at New London.	Fed 4	State 0	Local 0	Future Cost: 1,001 - 2,000	75	2	2
County: Randolph Route: BU 63 Anticipated Federal Category: STBG	Job No: 2P2214	Scoping for pavement improvements from south of Rte. 63 to south of Rte. EE in Moberly.	AC-State 4	State 0	Local 0	Future Cost: 1,001 - 2,000	30	2	2
County: Randolph Route: US 63 Anticipated Federal Category: NHPP	Job No: 2P3351	Scoping for pavement improvements from 0.3 mile south of Rte. 24 at Moberly to the Boone County line (two disconnected sections).	Fed 4	State 0	Local 0	Future Cost: 2,001 - 5,000	0	2	2
County: Randolph Route: RT B Anticipated Federal Category: STBG	Job No: 2S3350	Scoping for pavement improvements from Rte. 63 near Clark in Randolph County to Rte. 3 near Roanoke in Howard County (two disconnected sections).	AC-State 2	State 0	Local 0	Future Cost: 301 - 1,000	0	1	1
County: Schuyler Route: US 136 Anticipated Federal Category: NHPP	Job No: 2P0791	Scoping for bridge improvements over abandoned railroad 1.2 miles west of Rte. 63 near Lancaster. Project involves bridge A0116.	Fed 4	State 0	Local 0	Future Cost: 1,001 - 2,000	27	2	2
County: Schuyler Route: US 63 Anticipated Federal Category: Safety	Job No: 2P3237	Scoping to add turn lanes between Pratt Street and First Street in Greentop.	Fed 4	State 0	Local 0	Future Cost: 301 - 1,000	60	2	2
County: Scotland Route: MO 15 Anticipated Federal Category: NHPP	Job No: 2P3249	Scoping for bridge improvements over North Fork Wyaconda River 0.4 mile south of Rte. EE near Memphis. Project involves bridge H0898.	Fed 4	State 0	Local 0	Future Cost: 301 - 1,000	2	2	2



2020 - 2024 Scoping and Design Projects

Transportation Planning

P.O. Box 270
Jefferson City, MO 65102

	2020	2021	2022	2023	2024
State	76	36	0	0	0
AC-State	264	104	0	0	0
Local	0	0	0	0	0
Sub-total State	340	140	0	0	0
Federal					
Sub-total Federal	125	125	0	0	0
Grand Total	465	265	0	0	0



2020 - 2024 Scoping and Design Projects

Transportation Planning

P.O. Box 270
Jefferson City, MO 65102

						STATE FISCAL YEAR PROJECT BUDGETING (ENGINEERING)		
						Prior Prog.	7/2019- 6/2020	7/2020- 6/2024
County: Clay Route: IS 435 Anticipated Federal Category: Safety	Job No: 4I3353	Scoping for operational improvements at 48th Street/Parvin Road in Kansas City. Possible Cost Share in future.	Fed 98	State 12	Local 0 Future Cost: 10,001 - 15,000	5	50	60
County: Johnson Route: MO 131 Anticipated Federal Category: STBG	Job No: 3P3167	Scoping to resurface from Rte. 50 to Rte. 2.	AC-State 16	State 4	Local 0 Future Cost: 2,001 - 5,000	5	5	15
County: Johnson Route: MO 2 Anticipated Federal Category: STBG	Job No: 3S3156	Scoping to replace bridge over Mineral Creek 2.3 miles east of Rte. 13 and 0.5 mile west of Lee Street. Project involves bridge G0095.	AC-State 12	State 3	Local 0 Future Cost: 301 - 1,000	5	5	10
County: Johnson Route: MO 2 Anticipated Federal Category: STBG	Job No: 3S3196	Scoping for pavement resurfacing from Rte. ZZ to Henry County line.	AC-State 16	State 4	Local 0 Future Cost: 301 - 1,000	0	5	15
County: Johnson Route: MO 23 Anticipated Federal Category: State	Job No: 3S3076	Scoping for a turn lane at Whiteman Air Force Base entrance in Knob Noster.	Fed 0	State 92	Local 0 Future Cost: 1 - 300	30	30	62
County: Johnson Route: MO 23 Anticipated Federal Category: NHPP	Job No: 3S3110	Scoping for pavement resurfacing, signal upgrades and turn lanes from Rte. 50 to Rte. DD.	AC-State 59	State 15	Local 0 Future Cost: 301 - 1,000	20	20	54
County: Johnson Route: US 50 Anticipated Federal Category: NHPP	Job No: 3P3074	Scoping for bridge improvements at Business 13 and Maguire Street in Warrensburg. Project involves bridge A0143.	Fed 8	State 2	Local 0 Future Cost: 2,001 - 5,000	20	5	5
County: Johnson Route: RT D Anticipated Federal Category: STBG	Job No: 3S3193	Scoping for resurfacing pavement from Rte. 50 to Rte. 23.	AC-State 20	State 5	Local 0 Future Cost: 301 - 1,000	0	5	20
County: Johnson Route: RT HH Anticipated Federal Category: STBG	Job No: 3S3200	Scoping for pavement resurfacing from beginning of state maintenance to Rte. 13.	AC-State 20	State 5	Local 0 Future Cost: 301 - 1,000	0	5	20



2020 - 2024 Scoping and Design Projects

Transportation Planning

P.O. Box 270
Jefferson City, MO 65102

						STATE FISCAL YEAR PROJECT BUDGETING (ENGINEERING)		
						Prior Prog.	7/2019- 6/2020	7/2020- 6/2024
County: Johnson Route: RT WW Anticipated Federal Category: STBG		Job No: 3S3173 Scoping for bridge replacement over Muddy Creek 0.7 mile east of Rte. 23 and 0.5 mile west of 1101 Road. Project involves bridge N0944.				5	5	10
		AC-State 12				State 3	Local 0	
		Future Cost: 1,001 – 2,000						
County: Lafayette Route: MO 13 Anticipated Federal Category: STBG		Job No: 3P3118D Scoping for signal interconnect in Lafayette and Ray Counties on Rte. 13 and Rte. 224.				5	5	10
		AC-State 12				State 3	Local 0	
		Future Cost: 301 – 1,000						
County: Lafayette Route: MO 13 Anticipated Federal Category: STBG		Job No: 3P3176 Scoping for pavement resurfacing from Burns School Road to Rte. 20.				5	10	25
		AC-State 28				State 7	Local 0	
		Future Cost: 1,001 – 2,000						
County: Lafayette Route: MO 13 Anticipated Federal Category: NHPP		Job No: 3P3190 Scoping for pavement resurfacing from Rte. 20 to I-70.				0	5	20
		Fed 20				State 5	Local 0	
		Future Cost: 1,001 – 2,000						
County: Lafayette Route: MO 13 Anticipated Federal Category: STBG		Job No: 3P3208 Scoping for culvert repairs from Osborn Road to Grange Road.				0	5	15
		AC-State 16				State 4	Local 0	
		Future Cost: 1,001 – 2,000						
County: Lafayette Route: MO 13 Anticipated Federal Category: NHPP		Job No: 4P2333 Scoping for pavement repairs, turn lanes and passing lanes from north of NW 435 Road to Hazel Dell Road.				70	215	707
		Fed 738				State 184	Local 0	
		Future Cost: 15,001 – 25,000						
County: Lafayette Route: MO 131 Anticipated Federal Category: STBG		Job No: 3S3179 Scoping for pavement resurfacing from I-70 in Lafayette County to Rte. 50 in Johnson County.				5	5	15
		AC-State 16				State 4	Local 0	
		Future Cost: 301 – 1,000						
County: Lafayette Route: MO 131 Anticipated Federal Category: STBG		Job No: 3S3187 Scoping for pavement resurfacing from Rte. 224 to I-70.				0	5	20
		AC-State 20				State 5	Local 0	
		Future Cost: 301 – 1,000						
County: Lafayette Route: MO 20 Anticipated Federal Category: STBG		Job No: 3S3169 Scoping for pavement resurfacing from Rte. W in Lafayette County to Rte. EE in Saline County.				5	6	21
		AC-State 22				State 5	Local 0	
		Future Cost: 1,001 – 2,000						



2020 - 2024 Scoping and Design Projects

Transportation Planning

P.O. Box 270
Jefferson City, MO 65102

							STATE FISCAL YEAR PROJECT BUDGETING (ENGINEERING)		
							Prior Prog.	7/2019- 6/2020	7/2020- 6/2024
County: Lafayette Route: MO 20		Job No: 353188	Scoping for pavement resurfacing from Rte. 213 to Rte. W.				0	5	20
Anticipated Federal Category: STBG			AC-State 20	State 5	Local 0	Future Cost: 1,001 - 2,000			
County: Lafayette Route: MO 213		Job No: 353189	Scoping for pavement resurfacing from Rte. 20 to Rte. 24.				0	5	20
Anticipated Federal Category: STBG			AC-State 20	State 5	Local 0	Future Cost: 301 - 1,000			
County: Lafayette Route: US 24		Job No: 3P3158	Scoping for pavement resurfacing from Rte. 224 to Rte. 65.				5	105	36
Anticipated Federal Category: STBG			AC-State 113	State 28	Local 0	Future Cost: 2,001 - 5,000			
County: Lafayette Route: US 65		Job No: 3P3112	Scoping for pavement resurfacing from East of Rte. 24 to Rte. 240 in Marshall.				22	12	32
Anticipated Federal Category: NHPP			Fed 36	State 8	Local 0	Future Cost: 5,001 - 10,000			
County: Lafayette Route: IS 70		Job No: 313075	Scoping for bridge and operational improvements at Rte. 131 in Odessa. Project involves bridge A0057. Potential Design-Build project.				220	200	500
Anticipated Federal Category: NHPP			Fed 630	State 70	Local 0	Future Cost: 15,001 - 25,000			
County: Lafayette Route: IS 70		Job No: 413365	Scoping for pavement resurfacing, upgrade guardrail, slide repair from Rte. 13 to Rte. Y.				5	5	160
Anticipated Federal Category: NHPP			Fed 147	State 18	Local 0	Future Cost: 5,001 - 10,000			
County: Lafayette Route: RT AA		Job No: 353121	Scoping for bridge replacement between Airport Road and Country Club Road. Project involves bridge Z0997.				20	20	35
Anticipated Federal Category: NHPP			Fed 44	State 11	Local 0	Future Cost: 301 - 1,000			
County: Lafayette Route: RT FF		Job No: 353152	Scoping for pavement resurfacing from Gillispie Road to Rte. O				5	5	10
Anticipated Federal Category: STBG			AC-State 12	State 3	Local 0	Future Cost: 1,001 - 2,000			
County: Lafayette Route: RT FF		Job No: 353153	Scoping for pavement resurfacing from Rte. O to Rte. 13 in Higginsville.				5	5	10
Anticipated Federal Category: STBG			AC-State 12	State 3	Local 0	Future Cost: 301 - 1,000			



2020 - 2024 Scoping and Design Projects

Transportation Planning

P.O. Box 270
Jefferson City, MO 65102

						STATE FISCAL YEAR PROJECT BUDGETING (ENGINEERING)		
						Prior Prog.	7/2019- 6/2020	7/2020- 6/2024
County: Lafayette Route: RT FF Anticipated Federal Category: STBG	Job No: 353172	Scoping for pavement resurfacing from Jackson County line to Gillispie Road.	AC-State 4	State 0	Local 0 Future Cost: 1 - 300	5	1	3
County: Lafayette Route: RT H Anticipated Federal Category: NHPP	Job No: 353120	Scoping for bridge improvements 1.4 miles east of Rte. E and 4 miles west of Rte. 13. Project involves bridge A0078.	Fed 24	State 6	Local 0 Future Cost: 301 - 1,000	20	10	20
County: Lafayette Route: RT U Anticipated Federal Category: NHPP	Job No: 353207	Scoping for bridge rehabilitation over Blackjack Creek, 0.1 mile east of Afek Road and 0.4 mile west of Hoffman Road. Project involves bridge N0657.	Fed 16	State 4	Local 0 Future Cost: 1,001 - 2,000	0	5	15
County: Lafayette Route: RT Y Anticipated Federal Category: STBG	Job No: 353162	Scoping for bridge replacement over I-70 0.5 mile east of Alexander Road and 1.0 mile west of Amber Road. Project involves bridge A0120.	AC-State 260	State 64	Local 0 Future Cost: 2,001 - 5,000	5	80	244
County: Pettis Route: US 50 Anticipated Federal Category: NHPP	Job No: 3P3073	Scoping for intersection improvements at Main Street in Sedalia.	Fed 2	State 0	Local 0 Future Cost: 301 - 1,000	32	2	0
County: Pettis Route: US 50 Anticipated Federal Category: NHPP	Job No: 3P3199	Scoping for pavement resurfacing from Rte. 65 to the Sedalia Sub railroad crossing.	Fed 20	State 5	Local 0 Future Cost: 1,001 - 2,000	0	5	20
County: Pettis Route: US 50 Anticipated Federal Category: NHPP	Job No: 3P3205	Scoping for bridge replacement over Muddy Creek, 0.5 mile east of Rte. MM and 1.7 miles west of Main Street. Project involves bridge A2663.	Fed 16	State 4	Local 0 Future Cost: 1,001 - 2,000	0	5	15
County: Pettis Route: US 50 Anticipated Federal Category: NHPP	Job No: 4P3422	Scoping for pavement resurfacing from Rte. MM to Rte. 65.	AC-State 16	State 4	Local 0 Future Cost: 2,001 - 5,000	0	5	15



2020 - 2024 Scoping and Design Projects

Transportation Planning

P.O. Box 270
Jefferson City, MO 65102

							STATE FISCAL YEAR PROJECT BUDGETING (ENGINEERING)		
							Prior Prog.	7/2019- 6/2020	7/2020- 6/2024
County: Pettis Route: US 50 Anticipated Federal Category: NHPP	Job No: 5P0626	Scoping for corridor improvements from Sedalia to west of Syracuse.	Fed 2	State 0	Local 0	Future Cost: 25,001 - 50,000	193	2	0
County: Pettis Route: MO 52 Anticipated Federal Category: STBG	Job No: 3P3164	Scoping for bridge replacement over South Flat Creek 0.1 mile east of Bennet Road and 1.0 mile west of Rte. E. Project involves bridge H0881.	AC-State 108	State 27	Local 0	Future Cost: 301 - 1,000	5	70	65
County: Pettis Route: US 65 Anticipated Federal Category: NHPP	Job No: 3P3192	Scoping for pavement resurfacing from Rte. H to Rte.B.	Fed 16	State 4	Local 0	Future Cost: 2,001 - 5,000	0	5	15
County: Pettis Route: US 65 Anticipated Federal Category: STBG	Job No: 3P3201	Scoping to improve intersection geometrics at Rebar Road.	AC-State 16	State 4	Local 0	Future Cost: 1,001 - 2,000	0	5	15
County: Pettis Route: US 65 Anticipated Federal Category: NHPP	Job No: 3P3203	Scoping for bridge rehabilitation over Muddy Creek, 0.9 mile south of John Road and 0.4 mile north of Smelser Road. Project involves bridge A3040.	Fed 16	State 4	Local 0	Future Cost: 1,001 - 2,000	0	5	15
County: Pettis Route: US 65 Anticipated Federal Category: NHPP	Job No: 3P3206	Scoping for bridge replacement over Turkey Creek, 0.1 mile south of John Road and 1.2 miles north of Smelser Road. Project involves bridge A0808.	Fed 16	State 4	Local 0	Future Cost: 1,001 - 2,000	0	5	15
County: Pettis Route: RT HH Anticipated Federal Category: STBG	Job No: 3S3197	Scoping for pavement resurfacing from Rte. H to Rte. 135.	AC-State 20	State 5	Local 0	Future Cost: 1,001 - 2,000	0	5	20
County: Pettis Route: RT M Anticipated Federal Category: NHPP	Job No: 3S3204	Scoping for bridge replacement over Lake Creek, 0.1 mile south of Rte. V and 0.6 mile north of Echo Road. Project involves bridge X0340.	Fed 16	State 4	Local 0	Future Cost: 1,001 - 2,000	0	5	15



2020 - 2024 Scoping and Design Projects

Transportation Planning

P.O. Box 270
Jefferson City, MO 65102

						STATE FISCAL YEAR PROJECT BUDGETING (ENGINEERING)		
						Prior Prog.	7/2019- 6/2020	7/2020- 6/2024
County: Pettis Route: RT V Anticipated Federal Category: STBG	Job No: 4S3407	Scoping for pavement resurfacing from Rte. 65 to Rte. M.	AC-State 20	State 5	Local 0 Future Cost: 301 - 1,000	0	5	20
County: Pettis Route: RT Y Anticipated Federal Category: STBG	Job No: 3S3195	Scoping for pavement resurfacing from Johnson County line to Quisenberry Road.	AC-State 16	State 4	Local 0 Future Cost: 1,001 - 2,000	0	5	15
County: Ray Route: MO 10 Anticipated Federal Category: NHPP	Job No: 3P3194	Scoping for pavement resurfacing from Rte. C to Carroll County line.	Fed 20	State 5	Local 0 Future Cost: 5,001 - 10,000	0	5	20
County: Ray Route: MO 10 Anticipated Federal Category: NHPP	Job No: 3P3198	Scoping for bridge rehabilitation over Crooked River, 0.8 mile east of Quarry Road and 0.2 mile west of West 118th Street. Project involves bridge G0949.	Fed 16	State 4	Local 0 Future Cost: 1,001 - 2,000	0	5	15
County: Ray Route: MO 13 Anticipated Federal Category: NHPP	Job No: 3P3108	Scoping for pavement resurfacing from Caldwell County line to Rte. 13.	Fed 234	State 59	Local 0 Future Cost: 5,001 - 10,000	20	88	205
County: Ray Route: RT T Anticipated Federal Category: STBG	Job No: 3S3178	Scoping for bridge replacement over Panther Creek 0.1 mile west of Triple Springs Road and .1 mile east of Farm Road. Project involves bridge S0700.	AC-State 16	State 4	Local 0 Future Cost: 301 - 1,000	5	5	15
County: Ray Route: RT T Anticipated Federal Category: STBG	Job No: 3S3191	Scoping for pavement resurfacing from Rte. 210 to Rte. 10.	AC-State 20	State 5	Local 0 Future Cost: 1,001 - 2,000	0	5	20
County: Saline Route: MO 127 Anticipated Federal Category: STBG	Job No: 3S3163	Scoping for bridge rehabilitation over Robertson Creek 0.3 mile south of 257th and 1.0 mile north of 245th Road. Project involves bridge T0068.	AC-State 16	State 4	Local 0 Future Cost: 301 - 1,000	5	5	15



2020 - 2024 Scoping and Design Projects

Transportation Planning

P.O. Box 270
Jefferson City, MO 65102

						STATE FISCAL YEAR PROJECT BUDGETING (ENGINEERING)		
						Prior Prog.	7/2019- 6/2020	7/2020- 6/2024
County: Saline Route: MO 240 Anticipated Federal Category: STBG	Job No: 3P3183	Scoping for pavement resurfacing from Rte. 65 to 750 feet east of Rte. 41.	AC-State 40	State 10	Local 0 Future Cost: 2,001 - 5,000	0	10	40
County: Saline Route: MO 41 Anticipated Federal Category: STBG	Job No: 3P3175	Scoping for pavement resurfacing from Rte. 240 to Cooper County line.	AC-State 16	State 4	Local 0 Future Cost: 1,001 - 2,000	5	5	15
County: Saline Route: MO 41 Anticipated Federal Category: STBG	Job No: 3P3177	Scoping for pavement resurfacing from Carroll County line to Rte. 240.	AC-State 16	State 4	Local 0 Future Cost: 1,001 - 2,000	5	5	15
County: Saline Route: US 65 Anticipated Federal Category: STBG	Job No: 3P3118B	Scoping for signal interconnect from Arrow Street (Rte. 20) to Fairground Road.	AC-State 16	State 4	Local 0 Future Cost: 301 - 1,000	5	5	15
County: Saline Route: US 65 Anticipated Federal Category: Safety	Job No: 3P3168	Scoping for intersection improvements including turn lanes at Morrow Street in Marshall.	Fed 54	State 8	Local 0 Future Cost: 1,001 - 2,000	5	15	47
County: Saline Route: US 65 Anticipated Federal Category: NHPP	Job No: 3P3181	Scoping for relocation of crossover at 116th and extension of outer road from I-70 to 110th Road. Cost share	Fed 208	State 52	Local 0 Future Cost: 2,001 - 5,000	0	220	40
County: Saline Route: US 65 Anticipated Federal Category: STBG	Job No: 3P3182	Scoping for pavement resurfacing from Rte. 240 to Bus. 65 in Marshall.	AC-State 36	State 9	Local 0 Future Cost: 1,001 - 2,000	0	10	35
County: Saline Route: OR 70 Anticipated Federal Category: STBG	Job No: 3S3186	Scoping for pavement resurfacing from Rte. Y to Rte. YY.	AC-State 20	State 5	Local 0 Future Cost: 1,001 - 2,000	0	5	20
County: Saline Route: IS 70 Anticipated Federal Category: NHPP	Job No: 4I3366	Scoping for pavement resurfacing from bridge over Blackwater River to Cooper County line.	Fed 225	State 25	Local 0 Future Cost: 10,001 - 15,000	5	100	150



2020 - 2024 Scoping and Design Projects

Transportation Planning

P.O. Box 270
Jefferson City, MO 65102

	2020	2021	2022	2023	2024
State	290	206	216	136	41
AC-State	370	271	255	203	55
Local	0	0	0	0	0
Sub-total State	660	477	471	339	96
Federal					
Sub-total Federal	883	618	739	379	111
Grand Total	1,543	1,095	1,210	718	207



2020 - 2024 Scoping and Design Projects

Transportation Planning

P.O. Box 270
Jefferson City, MO 65102

							STATE FISCAL YEAR PROJECT BUDGETING (ENGINEERING)		
							Prior Prog.	7/2019- 6/2020	7/2020- 6/2024
County: Cass Route: MO 2 Anticipated Federal Category: STBG		Job No: 4S3421 Scoping for pavement resurfacing from Independence Street to Rte. ZZ. AC-State 20 State 5 Local 0 Future Cost: 301 - 1,000					0	5	20
County: Cass Route: MO 291 Anticipated Federal Category: NHPP		Job No: 4P3425 Scoping for pavement resurfacing from Cass County line to Rte. 58. AC-State 16 State 4 Local 0 Future Cost: 301 - 1,000					0	5	15
County: Cass Route: IS 49 Anticipated Federal Category: NHPP		Job No: 4I2291 Scoping to add capacity to interstate from 155th Street to North Cass Parkway in Belton. Fed 84 State 21 Local 0 Future Cost: 25,001 - 50,000					187	50	55
County: Cass Route: OR 49 Anticipated Federal Category: NHPP		Job No: 4S3444 Scoping for bridge replacement over Grand River, 1.2 miles north of Miller Road and 0.1 mile south of 237th Street. Project involves bridge G0484. Fed 16 State 4 Local 0 Future Cost: 1,001 - 2,000					0	5	15
County: Cass Route: OR 49 Anticipated Federal Category: NHPP		Job No: 4S3449 Scoping for bridge rehabilitation over East Fork Creek, 0.6 mile east of Overpass Road and 0.6 mile east of Indian Springs Road. Project involves bridge A2293. Fed 16 State 4 Local 0 Future Cost: 1,001 - 2,000					0	5	15
County: Cass Route: MO 58 Anticipated Federal Category: NHPP		Job No: 4I3129 Scoping for interchange improvements at Rte. 58 and on I-49 in Belton. Project includes twin bridges A2094 over I-49. Fed 32 State 8 Local 0 Future Cost: 15,001 - 25,000					80	10	30
County: Cass Route: MO 58 Anticipated Federal Category: STBG		Job No: 4S3462 Scoping for pavement resurfacing from Prairie Road to Rte. 291. AC-State 20 State 5 Local 0 Future Cost: 301 - 1,000					0	5	20
County: Cass Route: MO 7 Anticipated Federal Category: NHPP		Job No: 4P3427 Scoping for pavement resurfacing from I-49 to Rte. B. Fed 16 State 4 Local 0 Future Cost: 10,001 - 15,000					0	5	15



2020 - 2024 Scoping and Design Projects

Transportation Planning

P.O. Box 270
Jefferson City, MO 65102

							STATE FISCAL YEAR PROJECT BUDGETING (ENGINEERING)		
							Prior Prog.	7/2019- 6/2020	7/2020- 6/2024
County: Cass Route: MO 7 Anticipated Federal Category: NHPP		Job No: 4P3443	Scoping for bridge replacement at I-49, 1.4 miles south of Rte. 2 and 0.9 mile north of 283rd Street. Project involves bridge A1496.				0	5	15
							Fed 16	State 4	Local 0
							Future Cost: 1,001 – 2,000		
County: Cass Route: RT A Anticipated Federal Category: STBG		Job No: 4S3296	Scoping for ADA Transition Plan and sidewalk improvements within the city of Drexel.				20	10	20
							AC-State 24	State 6	Local 0
							Future Cost: 1,001 – 2,000		
County: Cass Route: RT C Anticipated Federal Category: STBG		Job No: 4S3433	Scoping for intersection improvements at Peculiar Drive.				0	5	15
							AC-State 16	State 4	Local 0
							Future Cost: 1,001 – 2,000		
County: Cass Route: RT D Anticipated Federal Category: NHPP		Job No: 4S3453	Scoping for bridge rehabilitation over Coldwater Road, 0.1 mile south of East 319th Street and 0.4 mile north of 323rd Street. Project involves bridge A2568.				0	5	15
							Fed 16	State 4	Local 0
							Future Cost: 1,001 – 2,000		
County: Cass Route: RT YY Anticipated Federal Category: STBG		Job No: 4S3378	Scoping for pavement resurfacing from Rte. Y to Route C in Peculiar.				5	5	19
							AC-State 19	State 5	Local 0
							Future Cost: 301 – 1,000		
County: Clay Route: MO 1 Anticipated Federal Category: NHPP		Job No: 4S3412	Scoping for pavement resurfacing from 64th Street to I-35.				0	5	15
							AC-State 16	State 4	Local 0
							Future Cost: 1,001 – 2,000		
County: Clay Route: MO 1 Anticipated Federal Category: NHPP		Job No: 4S3461	Scoping to add sidewalk under I-35 or from NE 43rd Street to NE 44th Street.				0	5	15
							AC-State 16	State 4	Local 0
							Future Cost: 301 – 1,000		
County: Clay Route: US 169 Anticipated Federal Category: NHPP		Job No: 4P3442	Scoping for pavement resurfacing from I-29 to the Buck O'Neil Bridge.				0	5	15
							Fed 16	State 4	Local 0
							Future Cost: 2,001 – 5,000		
County: Clay Route: MO 210 Anticipated Federal Category: STBG		Job No: 3S3166	Scoping for pavement resurfacing from Clay County line to west of Fishing River bridge.				5	5	10
							AC-State 12	State 3	Local 0
							Future Cost: 301 – 1,000		



2020 - 2024 Scoping and Design Projects

Transportation Planning

P.O. Box 270
Jefferson City, MO 65102

						STATE FISCAL YEAR PROJECT BUDGETING (ENGINEERING)		
						Prior Prog.	7/2019- 6/2020	7/2020- 6/2024
County: Clay Route: MO 210 Anticipated Federal Category: NHPP	Job No: 453350	Scoping for pavement resurfacing from I-29 to I-435.	Fed 36	State 9	Local 0 Future Cost: 2,001 - 5,000	5	15	30
County: Clay Route: MO 210 Anticipated Federal Category: NHPP	Job No: 453414	Scoping for pavement resurfacing from I-435 to Rte. 291.	AC-State 16	State 4	Local 0 Future Cost: 2,001 - 5,000	0	5	15
County: Clay Route: MO 210 Anticipated Federal Category: NHPP	Job No: 453418	Scoping for bridge rehabilitation at Brighton Avenue, 0.8 mile east of Chouteau Parkway and 0.3 mile west of Searcy Creek Parkway and at Searcy Creek Parkway, 0.9 mile east of I-435 and 0.3 mile east of Brighton Avenue. Project involves bridges A2177 and A2181.	Fed 16	State 4	Local 0 Future Cost: 1,001 - 2,000	0	5	15
County: Clay Route: MO 269 Anticipated Federal Category: STBG	Job No: 453452	Scoping for pavement resurfacing from the Missouri River to Front Street.	AC-State 16	State 4	Local 0 Future Cost: 301 - 1,000	0	5	15
County: Clay Route: IS 29 Anticipated Federal Category: NHPP	Job No: 413087	Scoping for corridor improvements from I-635 to Rt. 210 in Kansas City. Includes I-35 from I-435 to Rt. 210 in Kansas City.	Fed 90	State 10	Local 0 Future Cost: 15,001 - 25,000	267	20	80
County: Clay Route: IS 29 Anticipated Federal Category: NHPP	Job No: 413458	Scoping for bridge rehabilitation over Dora Avenue, 0.3 mile south of Missouri River and 0.2 mile north of Rte. 24, and over Bedford Avenue, 1.0 mile south of Rte. 210 and 0.5 mile north of Missouri River. Project involves bridge L0788 and L0789.	Fed 16	State 4	Local 0 Future Cost: 25,001 - 50,000	0	5	15
County: Clay Route: MO 291 Anticipated Federal Category: NHPP	Job No: 4P3099	Scoping for corridor improvements from Ash Avenue to I-435 in Kansas City.	Fed 19	State 4	Local 0 Future Cost: 2,001 - 5,000	105	20	3
County: Clay Route: MO 291 Anticipated Federal Category: STBG	Job No: 4P3432	Scoping for traffic signal improvements at Flintlock Road.	AC-State 16	State 4	Local 0 Future Cost: 1,001 - 2,000	0	5	15



2020 - 2024 Scoping and Design Projects

Transportation Planning

P.O. Box 270
Jefferson City, MO 65102

						STATE FISCAL YEAR PROJECT BUDGETING (ENGINEERING)		
						Prior Prog.	7/2019- 6/2020	7/2020- 6/2024
County: Clay	Scoping for signal improvements at NE Sherman Road.					0	5	15
Route: MO 291	Job No: 4P3440	AC-State	State	Local				
Anticipated Federal Category: NHPP		16	4	0	Future Cost: 1,001 - 2,000			
County: Clay	Scoping for pavement resurfacing from Rte. PP to Rte. 69.					0	5	20
Route: MO 33	Job No: 4S3424	AC-State	State	Local				
Anticipated Federal Category: STBG		20	5	0	Future Cost: 301 - 1,000			
County: Clay	Scoping for pavement and shoulder resurfacing from bridge over Pleasant Valley Road to the I-29/I-35 split.					5	10	40
Route: IS 35	Job No: 4I3330	Fed	State	Local				
Anticipated Federal Category: NHPP		45	5	0	Future Cost: 2,001 - 5,000			
County: Clay	Scoping for pavement resurfacing from northeast 108th Street to Rte. 69.					5	100	137
Route: IS 435	Job No: 4I3334	Fed	State	Local				
Anticipated Federal Category: NHPP		213	24	0	Future Cost: 5,001 - 10,000			
County: Clay	Scoping for drainage improvements from Rte. 69 to 48th Street.					0	5	15
Route: IS 435	Job No: 4I3436	Fed	State	Local				
Anticipated Federal Category: NHPP		16	4	0	Future Cost: 1 - 300			
County: Clay	Scoping for pavement resurfacing from Rte. 92 to McCleary Road.					0	5	15
Route: US 69	Job No: 4S3413	AC-State	State	Local				
Anticipated Federal Category: NHPP		16	4	0	Future Cost: 1,001 - 2,000			
County: Clay	Scoping for bridge rehabilitation over I-35, 0.3 mile south of Lancaster Avenue and 0.4 mile north of Brighton Avenue. Project involves bridge L0656.					0	5	15
Route: SP 69	Job No: 4S3419	Fed	State	Local				
Anticipated Federal Category: NHPP		16	4	0	Future Cost: 1,001 - 2,000			
County: Clay	Scoping for pavement resurfacing from North Oak Trafficway to 10th Avenue.					0	5	15
Route: MO 9	Job No: 4S3437	Fed	State	Local				
Anticipated Federal Category: NHPP		16	4	0	Future Cost: 1,001 - 2,000			
County: Clay	Scoping to replace a box culvert 600 feet west of Cordell Road between Excelsior Springs and Kearney.					0	5	20
Route: MO 92	Job No: 4P3323C	Fed	State	Local				
Anticipated Federal Category: NHPP		20	5	0	Future Cost: 301 - 1,000			



2020 - 2024 Scoping and Design Projects

Transportation Planning

P.O. Box 270
Jefferson City, MO 65102

						STATE FISCAL YEAR PROJECT BUDGETING (ENGINEERING)		
						Prior Prog.	7/2019- 6/2020	7/2020- 6/2024
County: Clay	Route: MO 92	Job No: 4P3420	Scoping for pavement resurfacing from Nation Road to Rte. 33.	Fed 16	State 4	Local 0	0	5
Anticipated Federal Category: NHPP						Future Cost: 301 - 1,000		15
County: Clay	Route: RP IS29S TO IS35N	Job No: 4I3445	Scoping for bridge rehabilitation over I-35, 0.2 mile south of Davidson Road and 0.5 mile west of Rte. 1. Project involves bridge A1763.	Fed 16	State 4	Local 0	0	5
Anticipated Federal Category: NHPP						Future Cost: 1,001 - 2,000		15
County: Clay	Route: RT N	Job No: 4S3367	Scoping for pavement resurfacing from Crescent Avenue to Rte. 210.	AC-State 12	State 3	Local 0	5	5
Anticipated Federal Category: STBG						Future Cost: 301 - 1,000		10
County: Clay	Route: PED US69 CROSSOVER	Job No: 4P3465	Scoping for ADA Transition Plan improvements at a pedestrian bridge in Claycomo, 0.1 mile north of North Eugene Field Road.	AC-State 16	State 4	Local 0	0	5
Anticipated Federal Category: STBG						Future Cost: 1,001 - 2,000		15
County: Jackson	Route: MO 150	Job No: 4S3430	Scoping for pavement resurfacing from East Outer Road of Rte. 291 to Rte. 50.	AC-State 16	State 4	Local 0	0	5
Anticipated Federal Category: STBG						Future Cost: 301 - 1,000		15
County: Jackson	Route: MO 210	Job No: 4S3435	Scoping for traffic signal improvements at Rte. 291.	AC-State 16	State 4	Local 0	0	5
Anticipated Federal Category: STBG						Future Cost: 1,001 - 2,000		15
County: Jackson	Route: CST 23RD ST	Job No: 4S3438	Scoping for bridge replacement over I-70 from 0.5 mile east of 18th Street and 0.5 mile west of 27th Street. Project involves bridge A0306.	Fed 20	State 5	Local 0	0	5
Anticipated Federal Category: NHPP						Future Cost: 2,001 - 5,000		20
County: Jackson	Route: US 24	Job No: 4P3409	Scoping for pavement resurfacing from Rte. 7 to Rte. 224.	AC-State 16	State 4	Local 0	0	5
Anticipated Federal Category: NHPP						Future Cost: 10,001 - 15,000		15



2020 - 2024 Scoping and Design Projects

Transportation Planning

P.O. Box 270
Jefferson City, MO 65102

						STATE FISCAL YEAR PROJECT BUDGETING (ENGINEERING)		
						Prior Prog.	7/2019- 6/2020	7/2020- 6/2024
County: Jackson Route: MO 291 Anticipated Federal Category: NHPP	Job No: 4P3404	Scoping for pavement resurfacing from Rte. 78 to I-470.	AC-State 12	State 3	Local 0 Future Cost: 301 - 1,000	0	5	10
County: Jackson Route: IS 35 Anticipated Federal Category: STBG	Job No: 4I3292B	Scoping to replace sign trusses from Kansas State line to I-670	AC-State 50	State 13	Local 0 Future Cost: 1,001 - 2,000	15	15	48
County: Jackson Route: MO 350 Anticipated Federal Category: NHPP	Job No: 4S3410	Scoping for pavement resurfacing from I-435 to Rte. 50.	AC-State 16	State 4	Local 0 Future Cost: 2,001 - 5,000	0	5	15
County: Jackson Route: US 40 Anticipated Federal Category: Safety	Job No: 4S3345	Scoping for corridor improvements from Cliff Avenue to Little Blue Parkway.	Fed 16	State 4	Local 0 Future Cost: 2,001 - 5,000	5	5	15
County: Jackson Route: US 40 Anticipated Federal Category: Safety	Job No: 4S3347	Scoping for pavement and shoulder replacement at the north side of Moore Street.	Fed 16	State 4	Local 0 Future Cost: 1 - 300	5	5	15
County: Jackson Route: US 40 Anticipated Federal Category: NHPP	Job No: 4S3439	Scoping for pavement resurfacing from Sterling Avenue to I-70.	Fed 20	State 5	Local 0 Future Cost: 2,001 - 5,000	0	5	20
County: Jackson Route: IS 435 Anticipated Federal Category: NHPP	Job No: 4I3451	Scoping for bridge replacement over 87th Street, 1.1 miles north of Rte. W and 2.2 miles south of Gregory Boulevard. Project involves bridge A1642.	Fed 16	State 4	Local 0 Future Cost: 1,001 - 2,000	0	5	15
County: Jackson Route: IS 470 Anticipated Federal Category: NHPP	Job No: 4I3194	Scoping for bridge and operational improvements from Little Blue River in Independence to 39th Street in Independence. Project involves bridges A1340, A1349, A1347 and A1346.	Fed 26	State 4	Local 0 Future Cost: 25,001 - 50,000	220	20	10
County: Jackson Route: IS 470 Anticipated Federal Category: NHPP	Job No: 4I3253	Scoping for interchange improvements at Woods Chapel Road in Lee's Summit. Project involves bridge A2121.	AC-State 160	State 40	Local 0 Future Cost: 2,001 - 5,000	205	100	100



2020 - 2024 Scoping and Design Projects

Transportation Planning

P.O. Box 270
Jefferson City, MO 65102

						STATE FISCAL YEAR PROJECT BUDGETING (ENGINEERING)		
						Prior Prog.	7/2019- 6/2020	7/2020- 6/2024
County: Jackson	Route: US 50	Job No: 4P2336	Scoping for corridor improvements from Colbern Road to Todd George Parkway in Lee's Summit.	Fed 7	State 1	Local 0	380	5
Anticipated Federal Category: NHPP						Future Cost: 50,001 - 75,000		3
County: Jackson	Route: US 50	Job No: 4P3096B	Scoping for interchange improvements at 3rd Street in Lee's Summit.	Fed 0	State 8	Local 0	230	5
Anticipated Federal Category: State						Future Cost: 1,001 - 2,000		3
County: Jackson	Route: US 50	Job No: 4P3196	Scoping for bridge replacement at Rte. 291 North in Lee's Summit. Project involves bridge A1748.	Fed 960	State 240	Local 0	550	450
Anticipated Federal Category: NHPP						Future Cost: 5,001 - 10,000		750
County: Jackson	Route: MO 7	Job No: 4S3298	Scoping for ADA Transition Plan improvements to sidewalks from I-70 to Pink Hill Road.	AC-State 43	State 10	Local 0	200	50
Anticipated Federal Category: STBG						Future Cost: 301 - 1,000		3
County: Jackson	Route: MO 7	Job No: 4S3348	Scoping for pavement resurfacing from Rte. 24 to Pink Hill Road.	Fed 20	State 5	Local 0	5	5
Anticipated Federal Category: NHPP						Future Cost: 2,001 - 5,000		20
County: Jackson	Route: MO 7	Job No: 4S3408	Scoping for pavement resurfacing from Colbern Road to Elm Street in the Harrisonville.	AC-State 16	State 4	Local 0	0	5
Anticipated Federal Category: NHPP						Future Cost: 5,001 - 10,000		15
County: Jackson	Route: MO 7	Job No: 4S3429	Scoping for pavement resurfacing from Pink Hill Road to Victor Road.	Fed 16	State 4	Local 0	0	5
Anticipated Federal Category: NHPP						Future Cost: 2,001 - 5,000		15
County: Jackson	Route: IS 70	Job No: 4I1486C	Scoping for corridor improvements from the downtown loop in Kansas City to west of the I-435 interchange.	Fed 7	State 1	Local 0	2,515	5
Anticipated Federal Category: NHPP						Future Cost: > 100,000		3
County: Jackson	Route: IS 70	Job No: 4I1486D	Scoping for corridor improvements from Paseo to I-435.	Fed 180	State 20	Local 0	50	50
Anticipated Federal Category: Safety						Future Cost: 15,001 - 25,000		150



2020 - 2024 Scoping and Design Projects

Transportation Planning

P.O. Box 270
Jefferson City, MO 65102

							STATE FISCAL YEAR PROJECT BUDGETING (ENGINEERING)		
							Prior Prog.	7/2019- 6/2020	7/2020- 6/2024
County: Jackson Route: IS 70 Anticipated Federal Category: NHPP	Job No: 412293	Scoping for capacity improvements from Rte. 7 in Blue Springs to Rte. F in Oak Grove.	Fed 27	State 3	Local 0	Future Cost: 50,001 - 75,000	105	10	20
County: Jackson Route: IS 70 Anticipated Federal Category: NHPP	Job No: 413195	Scoping for corridor improvements from Blue Ridge Cutoff to I-470. Potential Design-Build project.	Fed 36	State 4	Local 0	Future Cost: > 100,000	60	20	20
County: Jackson Route: IS 70 Anticipated Federal Category: NHPP	Job No: 413211	Scoping for bridge improvements at Union Pacific Railroad over I-70 in Independence. Project involves bridge L0975.	Fed 17	State 3	Local 0	Future Cost: 5,001 - 10,000	220	10	10
County: Jackson Route: IS 70 Anticipated Federal Category: NHPP	Job No: 413406	Scoping for bridge replacement from Van Brunt Boulevard to Rte. 40. Project involves bridges A0320, L0966 and A0318.	Fed 40	State 10	Local 0	Future Cost: 5,001 - 10,000	0	10	40
County: Jackson Route: IS 70 Anticipated Federal Category: NHPP	Job No: 413416	Scoping for bridge replacement at 11th Street, 0.1 mile south of 10th Street and 0.1 mile north of 12th Street. Project involves bridge A0243.	Fed 16	State 4	Local 0	Future Cost: 1,001 - 2,000	0	5	15
County: Jackson Route: IS 70 Anticipated Federal Category: NHPP	Job No: 413455	Scoping for bridge replacement from 0.5 mile east of Prospect Avenue to 0.5 mile east of 27th Street. Project involves bridges A0293, A0294, A0296, A0298, A0303, A0304 and A0305.	Fed 40	State 10	Local 0	Future Cost: 10,001 - 15,000	0	10	40
County: Jackson Route: IS 70 Anticipated Federal Category: NHPP	Job No: 413456	Scoping for bridge replacement from 0.2 mile east of 27th Street and 0.5 mile west of Van Brunt Boulevard. Project involves bridges A0311, A0313 and A0315.	Fed 20	State 5	Local 0	Future Cost: 5,001 - 10,000	0	5	20
County: Jackson Route: IS 70 Anticipated Federal Category: NHPP	Job No: 413457	Scoping for bridge replacement from 0.3 mile east of Troost Avenue to 0.2 mile east of Prospect Avenue. Project involves bridges A0288, A0289 and A0290.	Fed 40	State 10	Local 0	Future Cost: 15,001 - 25,000	0	10	40



2020 - 2024 Scoping and Design Projects

Transportation Planning

P.O. Box 270
Jefferson City, MO 65102

						STATE FISCAL YEAR PROJECT BUDGETING (ENGINEERING)		
						Prior Prog.	7/2019- 6/2020	7/2020- 6/2024
County: Jackson Route: IS 70 Anticipated Federal Category: NHPP	Job No: 413459	Scoping for bridge rehabilitation over Liberty Street and Mulberry Street, from Kansas state line to 0.2 mile west of Broadway Street. Project involves bridge A5658.	Fed 16	State 4	Local 0 Future Cost: 10,001 - 15,000	0	5	15
County: Jackson Route: IS 70 Anticipated Federal Category: Safety	Job No: 4P3323B	Scoping to add median barrier from Manchester to Pittman Road.	Fed 20	State 5	Local 0 Future Cost: 1,001 - 2,000	0	5	20
County: Jackson Route: OR 70 Anticipated Federal Category: STBG	Job No: 4S3394	Scoping for pavement resurfacing on the I-70 outer roads along I-70 from Rte. 7 to Rte. Y, from Johnson Drive to Rte. 13, and from Blackjack Road to Rte. Y.	AC-State 8	State 0	Local 0 Future Cost: 301 - 1,000	0	2	6
County: Jackson Route: OR 70 Anticipated Federal Category: STBG	Job No: 4S3411	Scoping for pavement resurfacing from Lefholz Road to Rte. F.	AC-State 20	State 5	Local 0 Future Cost: 1 - 300	0	5	20
County: Jackson Route: US 71 Anticipated Federal Category: Safety	Job No: 4S3224	Scoping for safety improvements from Truman Road to I-470 in Kansas City.	Fed 128	State 14	Local 0 Future Cost: 2,001 - 5,000	22	60	82
County: Jackson Route: US 71 Anticipated Federal Category: NHPP	Job No: 4S3415	Scoping for bridge replacement over 12th Street, 0.1 mile south of 10th Street and 0.1 mile north of 13th Street. Project involves bridge A0246.	Fed 16	State 4	Local 0 Future Cost: 1,001 - 2,000	0	5	15
County: Jackson Route: MO 78 Anticipated Federal Category: NHPP	Job No: 4S3428	Scoping for resurfacing pavement from I-435 to Rte. 291	Fed 20	State 5	Local 0 Future Cost: 2,001 - 5,000	0	5	20
County: Jackson Route: RT BB Anticipated Federal Category: Safety	Job No: 4S3342	Scoping for intersection improvements at Duncan Road.	Fed 16	State 4	Local 0 Future Cost: 1,001 - 2,000	5	5	15



2020 - 2024 Scoping and Design Projects

Transportation Planning

P.O. Box 270
Jefferson City, MO 65102

						STATE FISCAL YEAR PROJECT BUDGETING (ENGINEERING)		
						Prior Prog.	7/2019- 6/2020	7/2020- 6/2024
County: Jackson Route: CST CLEVELAND AVE Job No: 453463 Anticipated Federal Category: NHPP		Scoping for bridge replacement over I-70 from 0.4 mile east of 23rd Street and 0.1 mile west of 27th Street. Project involves bridge A0307.				0	5	20
		Fed 20	State 5	Local 0	Future Cost: 2,001 – 5,000			
County: Jackson Route: RT FF Job No: 453361 Anticipated Federal Category: STBG		Scoping for pavement resurfacing from Rte. 7 to Webb Road, excluding Rte. BB.				5	5	10
		AC-State 12	State 3	Local 0	Future Cost: 1,001 – 2,000			
County: Jackson Route: CST LITTLE BLUE PKWY Job No: 413274 Anticipated Federal Category: NHPP		Scoping for interchange improvements at I-70 in Independence.				55	5	15
		Fed 16	State 4	Local 0	Future Cost: 301 – 1,000			
County: Jackson Route: Route AA, Route BB, Jefferson Job No: 4P3390C Anticipated Federal Category: State		Scoping to survey right-of-way at various locations in Grain Valley.				0	200	6
		Fed 0	State 206	Local 0	Future Cost: 0			
County: Jackson Route: CST THE PASEO Job No: 413289 Anticipated Federal Category: NHPP		Scoping for bridge improvements 0.2 mile east of I-29 in downtown Kansas City. Project involves bridge L0786.				20	10	20
		Fed 24	State 6	Local 0	Future Cost: 1 – 300			
County: Jackson Route: RT V Job No: 453351 Anticipated Federal Category: NHPP		Scoping for pavement resurfacing from Rte. 40 to Rte. 350.				5	5	15
		Fed 16	State 4	Local 0	Future Cost: 1,001 – 2,000			
County: Jackson Route: RT W Job No: 453446 Anticipated Federal Category: NHPP		Scoping for bridge replacement over I-435, 0.5 mile east of Rte. 71 and 0.4 mile west of Hillcrest Road. Project involves bridge A1643.				0	5	15
		Fed 16	State 4	Local 0	Future Cost: 1,001 – 2,000			
County: Platte Route: MO 273 Job No: 453426 Anticipated Federal Category: STBG		Scoping for pavement resurfacing from Rte. 45 to Rte. 92 spur.				0	5	20
		AC-State 20	State 5	Local 0	Future Cost: 1,001 – 2,000			



2020 - 2024 Scoping and Design Projects

Transportation Planning

P.O. Box 270
Jefferson City, MO 65102

						STATE FISCAL YEAR PROJECT BUDGETING (ENGINEERING)		
						Prior Prog.	7/2019- 6/2020	7/2020- 6/2024
County: Platte	Route: IS 29	Job No: 4I3441	Scoping for pavement resurfacing and undersealing from Rte. 273 to 0.8 mile south of Mexico Avenue.	Fed 16	State 4	Local 0	0	5
Anticipated Federal Category: NHPP				Future Cost: 5,001 - 10,000				15
County: Platte	Route: IS 29	Job No: 4I3450	Scoping for bridge replacement over 72nd Street, 1.6 miles south of Barry Road and 1.2 miles north of 64th Street. Project involves bridge A1595.	Fed 16	State 4	Local 0	0	5
Anticipated Federal Category: NHPP				Future Cost: 1,001 - 2,000				15
County: Platte	Route: OR 29	Job No: 4P3390B	Scoping to survey segments of Roanridge Road to sell excess right-of-way parcels near I-435 in Platte City and from Barry Road to south of 56th Street in Kansas City.	Fed 0	State 206	Local 0	0	200
Anticipated Federal Category: State				Future Cost: 0				6
County: Platte	Route: MO 371	Job No: 4S3349	Scoping for pavement resurfacing from Rte. 273 to the Buchanan County line.	Fed 69	State 17	Local 0	5	20
Anticipated Federal Category: NHPP				Future Cost: 2,001 - 5,000				66
County: Platte	Route: IS 435	Job No: 4I3335	Scoping for pavement resurfacing from Cookingham Drive to 108th Street	Fed 179	State 21	Local 0	5	50
Anticipated Federal Category: NHPP				Future Cost: 5,001 - 10,000				150
County: Platte	Route: MO 45	Job No: 4P3460	Scoping for pavement resurfacing from Platte County line to Spur 45.	Fed 16	State 4	Local 0	0	5
Anticipated Federal Category: NHPP				Future Cost: 5,001 - 10,000				15
County: Platte	Route: RT HH	Job No: 4S3434	Scoping for interchange improvements at Rte. HH. Project involves bridge A7784.	Fed 16	State 4	Local 0	0	5
Anticipated Federal Category: NHPP				Future Cost: 1,001 - 2,000				15
County: Platte	Route: RT Z	Job No: 4S3431	Scoping for pavement resurfacing from I-29 to Clinton County line.	AC-State 20	State 5	Local 0	0	5
Anticipated Federal Category: STBG				Future Cost: 1,001 - 2,000				20



2020 - 2024 Scoping and Design Projects

Transportation Planning

P.O. Box 270
Jefferson City, MO 65102

						STATE FISCAL YEAR PROJECT BUDGETING (ENGINEERING)		
						Prior Prog.	7/2019- 6/2020	7/2020- 6/2024
County: Platte Route: RT Z Anticipated Federal Category: NHPP	Job No: 453454	Scoping for bridge rehabilitation over Platte River, 1.4 mile east of Rte. F and 0.7 mile west of Sherwood Forest. Project involves bridge S0025.				0	5	15
						Fed 16	State 4	Local 0
						Future Cost: 1,001 – 2,000		
County: Various Route: Various Anticipated Federal Category: STBG	Job No: 413285	Scoping for ITS improvements and to locate areas for future ITS devices at various locations in urban Kansas City District.				35	25	50
						Fed 60	State 15	Local 0
						Future Cost: 1,001 – 2,000		
County: Various Route: Various Anticipated Federal Category: STBG	Job No: 413292	Scoping for signing improvements at various locations in the urban Kansas City district.				35	25	50
						AC-State 60	State 15	Local 0
						Future Cost: 301 – 1,000		
County: Various Route: Various Anticipated Federal Category: STBG	Job No: 413467	Scoping for replacement of attenuators at various locations in the urban Kansas City District.				0	5	15
						AC-State 16	State 4	Local 0
						Future Cost: 1,001 – 2,000		
County: Various Route: Various Anticipated Federal Category: NHPP	Job No: 4P3093	Scoping for bridge improvements at various locations in the urban Kansas City District.				90	25	50
						Fed 60	State 15	Local 0
						Future Cost: 2,001 – 5,000		
County: Various Route: Various Anticipated Federal Category: STBG	Job No: 4P3214	Scoping for signal improvements at various locations in the urban Kansas City District.				152	25	50
						AC-State 60	State 15	Local 0
						Future Cost: 1,001 – 2,000		
County: Various Route: Various Anticipated Federal Category: STBG	Job No: 4P3256	Scoping for signal connectivity improvements at various locations in the urban Kansas City district.				35	25	50
						AC-State 60	State 15	Local 0
						Future Cost: 301 – 1,000		
County: Various Route: Various Anticipated Federal Category: STBG	Job No: 4P3293	Scoping for lighting improvements at various locations in the urban Kansas City District.				35	25	50
						AC-State 60	State 15	Local 0
						Future Cost: 301 – 1,000		
County: Various Route: Various Anticipated Federal Category: Safety	Job No: 4P3323	Scoping for design and safety improvements at various locations in the urban Kansas City district.				25	25	55
						Fed 70	State 10	Local 0
						Future Cost: 1 – 300		



2020 - 2024 Scoping and Design Projects

Transportation Planning

P.O. Box 270
Jefferson City, MO 65102

						STATE FISCAL YEAR PROJECT BUDGETING (ENGINEERING)		
						Prior Prog.	7/2019- 6/2020	7/2020- 6/2024
County: Various	Surveying to sell excess right of way in the urban Kansas City District.					300	50	150
Route: Various	Job No: 4P3390		Fed	State	Local			
Anticipated Federal Category: State			0	200	0			
Future Cost: 0								
County: Various	Scoping for slide repairs at various locations in the urban Kansas City District.					0	5	15
Route: Various	Job No: 4P3466		AC-State	State	Local			
Anticipated Federal Category: STBG			16	4	0			
Future Cost: 1,001 - 2,000								
County: Various	Scoping for bridge rehabilitation at various locations within the urban Kansas City District.					0	5	15
Route: Various	Job No: 4P3468		Fed	State	Local			
Anticipated Federal Category: NHPP			16	4	0			
Future Cost: 1,001 - 2,000								
County: Various	Scoping for ITS improvements on various routes in the urban Kansas City District.					175	25	50
Route: Various	Job No: 4S3094		AC-State	State	Local			
Anticipated Federal Category: STBG			60	15	0			
Future Cost: 1,001 - 2,000								
	AC-State	Fed	State	Local				
	1,044	3,129	1,524	0	District Engineering Total:	6,458	2,127	3,570



2020 - 2024 Scoping and Design Projects

Transportation Planning

P.O. Box 270
Jefferson City, MO 65102

	2020	2021	2022	2023	2024
State	752	309	261	175	27
AC-State	354	315	235	113	27
Local	0	0	0	0	0
Sub-total State	1,106	624	496	288	54
Federal					
Sub-total Federal	1,021	852	691	460	105
Grand Total	2,127	1,476	1,187	748	159



2020 - 2024 Scoping and Design Projects

Transportation Planning

P.O. Box 270
Jefferson City, MO 65102

						STATE FISCAL YEAR PROJECT BUDGETING (ENGINEERING)		
						Prior Prog.	7/2019- 6/2020	7/2020- 6/2024
County: Boone Route: MO 163 Anticipated Federal Category: NHPP	Job No: 553412	Scoping for bridge improvements over Bonne Femme Creek. Project involves bridge W0559.	Fed 8	State 2	Local 0 Future Cost: 301 - 1,000	0	5	5
County: Boone Route: US 63C Anticipated Federal Category: Safety	Job No: 553411	Scoping for intersection safety improvements at I-70 in Columbia.	Fed 18	State 2	Local 0 Future Cost: 50,001 - 75,000	0	10	10
County: Boone Route: RP IS70W TO LP70W Anticipated Federal Category: NHPP	Job No: 513107	Scoping for bridge improvements over I-70 in Columbia. Project involves bridge L0928.	Fed 31	State 4	Local 0 Future Cost: 2,001 - 5,000	130	25	10
County: Boone Route: MO 740 Anticipated Federal Category: STBG	Job No: 550636	Scoping for extension of corridor from Rte. 63 to I-70 at Lake of the Woods in Columbia. Potential Design-Build project.	Fed 2	State 0	Local 0 Future Cost: 50,001 - 75,000	1,609	1	1
County: Boone Route: CRD SORRELS OVERPASS DR Anticipated Federal Category: NHPP	Job No: 553410	Scoping for bridge improvements over I-70. Project involves bridge A0491.	Fed 8	State 2	Local 0 Future Cost: 301 - 1,000	0	5	5
County: Boone Route: RT TT Anticipated Federal Category: STBG	Job No: 553335	Scoping for pavement and ADA Transition Plan improvements from Rte. ZZ to Rte. 740 in Columbia.	AC-State 80	State 20	Local 0 Future Cost: 301 - 1,000	10	75	25
County: Callaway Route: US 54 Anticipated Federal Category: Safety	Job No: 5P3417	Scoping for intersection safety improvements at I-70 in Kingdom City.	Fed 8	State 2	Local 0 Future Cost: 5,001 - 10,000	0	5	5
County: Callaway Route: OR 70 Anticipated Federal Category: STBG	Job No: 553055	Scoping for bridge improvements over Whetstone Creek east of Rte. Z. Project involves bridge G0701.	Fed 2	State 0	Local 0 Future Cost: 301 - 1,000	36	1	1
County: Callaway Route: MO 94 Anticipated Federal Category: STBG	Job No: 553391	Scoping for flood improvements from 0.5 mile east of County Road 464 to 0.2 mile west of County Road 476.	AC-State 2	State 0	Local 0 Future Cost: 1 - 300	0	1	1



2020 - 2024 Scoping and Design Projects

Transportation Planning

P.O. Box 270
Jefferson City, MO 65102

						STATE FISCAL YEAR PROJECT BUDGETING (ENGINEERING)		
						Prior Prog.	7/2019- 6/2020	7/2020- 6/2024
County: Camden Route: RT J Anticipated Federal Category: STBG	Job No: 553321	Scoping for bridge removal over the Niangua River. Project involves bridge S0391.	AC-State 3	State 1	Local 0 Future Cost: 1 - 300	6	3	1
County: Camden Route: RT V Anticipated Federal Category: STBG	Job No: 553051	Scoping for bridge improvements over Linn Creek in Linn Creek. Project involves bridge W0251.	Fed 2	State 0	Local 0 Future Cost: 301 - 1,000	24	1	1
County: Cole Route: OR 50 Anticipated Federal Category: STBG	Job No: 553418	Scoping for intersection safety improvements at South Ten Mile Drive in Jefferson City.	AC-State 8	State 2	Local 0 Future Cost: 301 - 1,000	0	5	5
County: Cole Route: RT B Anticipated Federal Category: Safety	Job No: 552234	Scoping for safety improvements at the intersection of Rte. M and Rte. W in Wardsville.	Fed 2	State 0	Local 0 Future Cost: 301 - 1,000	51	1	1
County: Cooper Route: IS 70 Anticipated Federal Category: NHPP	Job No: 513358	Scoping for bridge replacement over the Missouri River near Rocheport. Project involves bridge L0962. Potential Design-Build project.	Fed 7,845	State 1,961	Local 0 Future Cost: > 100,000	3,269	6,537	3,269
County: Cooper Route: RT F Anticipated Federal Category: NHPP	Job No: 553403	Scoping for bridge improvements over Stephens Branch. Project involves bridge A1859.	Fed 8	State 2	Local 0 Future Cost: 301 - 1,000	0	5	5
County: Dent Route: MO 19 Anticipated Federal Category: STBG	Job No: 5P3420	Scoping for bridge improvements over Gladden Creek. Project involves bridge G0537.	AC-State 62	State 16	Local 0 Future Cost: 301 - 1,000	0	40	38
County: Gasconade Route: MO 19 Anticipated Federal Category: STBG	Job No: 553292	Scoping for capacity and safety improvements from 0.2 mile south of Piezuch Road to 0.1 mile north of Commercial Drive at Owensville.	AC-State 5	State 1	Local 0 Future Cost: 1,001 - 2,000	25	5	1
County: Howard Route: US 40 Anticipated Federal Category: NHPP	Job No: 553416	Scoping for bridge improvements over Bonne Femme Creek. Project involves bridge L0119.	Fed 8	State 2	Local 0 Future Cost: 301 - 1,000	0	5	5



2020 - 2024 Scoping and Design Projects

Transportation Planning

P.O. Box 270
Jefferson City, MO 65102

						STATE FISCAL YEAR PROJECT BUDGETING (ENGINEERING)		
						Prior Prog.	7/2019- 6/2020	7/2020- 6/2024
County: Laclede Route: IS 44 Anticipated Federal Category: NHPP	Job No: 513414	Scoping for flood improvements at the Gasconade River. Potential Design-Build Project.	Fed 8	State 2	Local 0 Future Cost: 25,001 - 50,000	0	5	5
County: Laclede Route: MO 64 Anticipated Federal Category: STBG	Job No: 5P3244	Scoping for bridge improvements over Goodwin Creek. Project involves bridge J0560.	AC-State 8	State 2	Local 0 Future Cost: 2,001 - 5,000	105	5	5
County: Miller Route: MO 52 Anticipated Federal Category: Safety	Job No: 5P3419	Scoping for intersection safety improvements at Bus. 54 in Eldon.	Fed 8	State 2	Local 0 Future Cost: 301 - 1,000	0	5	5
County: Moniteau Route: US 50 Anticipated Federal Category: NHPP	Job No: 5P0629	Scoping for corridor improvements from west of Tipton to east of Tipton.	Fed 5	State 1	Local 0 Future Cost: 15,001 - 25,000	1,028	5	1
County: Moniteau Route: US 50 Anticipated Federal Category: NHPP	Job No: 5P0630	Scoping for corridor improvements from east of Tipton to west of California.	Fed 5	State 1	Local 0 Future Cost: 15,001 - 25,000	825	5	1
County: Morgan Route: MO 52 Anticipated Federal Category: Safety	Job No: 5P3422	Scoping for intersection safety improvements at Rte. W and Rte. 5 south in Versailles.	Fed 5	State 1	Local 0 Future Cost: 1,001 - 2,000	0	1	5
County: Morgan Route: US 50 Anticipated Federal Category: NHPP	Job No: 5P0628	Scoping for corridor improvements from west of Syracuse to west of Tipton.	Fed 5	State 1	Local 0 Future Cost: 15,001 - 25,000	806	5	1
County: Osage Route: US 50 Anticipated Federal Category: NHPP	Job No: 5P0639	Scoping for corridor improvements from County Road 604 west of Linn to Rte. 89 northeast of Linn.	Fed 8	State 2	Local 0 Future Cost: 25,001 - 50,000	175	5	5
County: Osage Route: US 63 Anticipated Federal Category: NHPP	Job No: 5P0950B	Scoping for corridor improvements from Rte. 50 to south of Westphalia.	Fed 8	State 2	Local 0 Future Cost: 25,001 - 50,000	290	5	5



2020 - 2024 Scoping and Design Projects

Transportation Planning

P.O. Box 270
Jefferson City, MO 65102

						STATE FISCAL YEAR PROJECT BUDGETING (ENGINEERING)		
						Prior Prog.	7/2019- 6/2020	7/2020- 6/2024
County: Osage Route: US 63 Anticipated Federal Category: Safety	Job No: 5P3357	Scoping for safety improvements from Westphalia to 0.2 mile south of Rte. 28 south junction	Fed 184	State 21	Local 0 Future Cost: 5,001 - 10,000	270	200	5
County: Osage Route: MO 89 Anticipated Federal Category: STBG	Job No: 5S3390	Scoping for flood improvements from 0.3 mile north of Rte. E to 0.1 mile north of Rollins Ferry Trail.	AC-State 2	State 0	Local 0 Future Cost: 301 - 1,000	0	1	1
County: Phelps Route: IS 44 Anticipated Federal Category: NHPP	Job No: 5I3182	Scoping for flood improvements at the Little Piney River in Phelps County. Potential Design-Build project.	Fed 8	State 2	Local 0 Future Cost: 10,001 - 15,000	385	5	5
County: Phelps Route: IS 44 Anticipated Federal Category: NHPP	Job No: 5I3228	Scoping for safety and capacity improvements at the Kingshighway interchange in Rolla.	AC-State 3	State 0	Local 0 Future Cost: 10,001 - 15,000	10	2	1
County: Phelps Route: IS 44 Anticipated Federal Category: NHPP	Job No: 5I3397	Scoping for pavement improvements from Sugar Tree Road interchange to 1.2 miles east of Rte. F. Includes I-44 westbound lanes from just east of the Crawford County line to 1.0 mile east of Rte. D.	Fed 3	State 0	Local 0 Future Cost: 10,001 - 15,000	0	1	2
County: Pulaski Route: SP 44 Anticipated Federal Category: Safety	Job No: 5S3415	Scoping for intersection safety improvements at Eastlawn Avenue in St. Robert. Possible Cost Share	Fed 13	State 2	Local 0 Future Cost: 1,001 - 2,000	0	10	5
County: Various Route: Various Anticipated Federal Category: State	Job No: 5P3402	Surveying to sell excess right of way parcels in the Central District.	Fed 0	State 30	Local 0 Future Cost: 0	0	15	15
County: Various Route: Various Anticipated Federal Category: STBG	Job No: 5S3081	Scoping for slide repairs in the northern portion of the Central District.	AC-State 2	State 0	Local 0 Future Cost: 2,001 - 5,000	66	1	1
County: Various Route: Various Anticipated Federal Category: STBG	Job No: 5S3082	Scoping for slide repairs in the southern portion of the Central District.	AC-State 2	State 0	Local 0 Future Cost: 2,001 - 5,000	66	1	1



2020 - 2024 Scoping and Design Projects

Transportation Planning

P.O. Box 270
Jefferson City, MO 65102

	2020	2021	2022	2023	2024
State	1,417	699	0	0	0
AC-State	232	66	0	0	0
Local	0	0	0	0	0
Sub-total State	1,649	765	0	0	0
Federal					
Sub-total Federal	5,508	2,693	1	0	0
Grand Total	7,157	3,458	1	0	0



2020 - 2024 Scoping and Design Projects

Transportation Planning

P.O. Box 270
Jefferson City, MO 65102

						STATE FISCAL YEAR PROJECT BUDGETING (ENGINEERING)		
						Prior Prog.	7/2019- 6/2020	7/2020- 6/2024
County: Franklin Route: IS 44 Anticipated Federal Category: NHPP	Job No: 6I2011B	Scoping for pavement improvements from Pin Oak Creek to Rte. 100 west in Villa Ridge.	Fed 2	State 0	Local 0 Future Cost: 25,001 - 50,000	74	1	1
County: Franklin Route: IS 44 Anticipated Federal Category: NHPP	Job No: 6I2073	Scoping for interchange improvements from Pin Oak Creek/Rte. 0 to 2.8 miles west of Rte. 50. Project involves bridges L0865, L0866 and L0931.	Fed 2	State 0	Local 0 Future Cost: 25,001 - 50,000	310	1	1
County: Franklin Route: MO 47 Anticipated Federal Category: NHPP	Job No: 6P3297	Scoping for pavement repair from north of Miller Drive to north of Cardwell Street.	Fed 56	State 14	Local 0 Future Cost: 301 - 1,000	60	50	20
County: Franklin Route: US 50 Anticipated Federal Category: NHPP	Job No: 6P2350	Scoping for intersection improvements from west of Rte. AT to I-44. Project involves bridge A6361.	Fed 61	State 15	Local 0 Future Cost: 5,001 - 10,000	426	75	1
County: Franklin Route: RT YY Anticipated Federal Category: STBG	Job No: 6S3369	Scoping for pavement repair and guardrail upgrades from Rte. Y to Rte. 185 near Lyon.	AC-State 41	State 10	Local 0 Future Cost: 1,001 - 2,000	200	50	1
County: Jefferson Route: MO 21 Anticipated Federal Category: NHPP	Job No: 6P3288	Scoping for bridge rehabilitation at various location on and over Rte. 21 in Jefferson County. Project involves bridges A2941, A2942, A2943, A2944, A2945, A2956, A2957, A2958, A2959, A2977, A3097, A3098, A3099, A3100, A3101, A5529 and 5530.	Fed 560	State 140	Local 0 Future Cost: 5,001 - 10,000	6	250	450
County: Jefferson Route: IS 55 Anticipated Federal Category: NHPP	Job No: 6I3290	Scoping for bridge improvements over the Meramec River. Project involves bridge A0609 northbound and southbound.	Fed 135	State 15	Local 0 Future Cost: 15,001 - 25,000	11	100	50
County: Jefferson Route: IS 55 Anticipated Federal Category: NHPP	Job No: 6I3484	Scoping for replacement of structural signs from St. Genevieve County line to I-44.	Fed 634	State 71	Local 0 Future Cost: 2,001 - 5,000	0	5	700



2020 - 2024 Scoping and Design Projects

Transportation Planning

P.O. Box 270
Jefferson City, MO 65102

						STATE FISCAL YEAR PROJECT BUDGETING (ENGINEERING)		
						Prior Prog.	7/2019- 6/2020	7/2020- 6/2024
County: Jefferson Route: OR 55 Anticipated Federal Category: STBG	Job No: 6S3374	Scoping for bridge rehabilitation over railroad tracks near I-55. Project involves bridge A0955.	AC-State 9	State 2	Local 0 Future Cost: 301 - 1,000	150	10	1
County: Jefferson Route: US 61 Anticipated Federal Category: Safety	Job No: 6P3400	Scoping for safety improvements at Castle Acres Road and River Cement Road near Selma.	Fed 90	State 10	Local 0 Future Cost: 301 - 1,000	50	50	50
County: Jefferson Route: RT Z Anticipated Federal Category: STBG	Job No: 6S3403	Scoping for relocating Weier Road and add signals located west of I-55 in Pevely.	AC-State 120	State 30	Local 0 Future Cost: 1,001 - 2,000	50	100	50
County: St. Charles Route: US 61 Anticipated Federal Category: NHPP	Job No: 6P3307	Scoping for pavement improvements from Lincoln County line to I-70 in Wentzville.	Fed 5	State 1	Local 0 Future Cost: 5,001 - 10,000	15	5	1
County: St. Charles Route: IS 64 Anticipated Federal Category: NHPP	Job No: 6I3315	Scoping for pavement improvements from I-70 to Rte. 94.	AC-State 2	State 0	Local 0 Future Cost: 2,001 - 5,000	16	1	1
County: St. Charles Route: IS 64 Anticipated Federal Category: NHPP	Job No: 6I3479	Scoping for pavement repair from Rte. DD to Rte. 94.	AC-State 54	State 6	Local 0 Future Cost: 301 - 1,000	0	20	40
County: St. Charles Route: IS 70 Anticipated Federal Category: NHPP	Job No: 6I0624	Scoping for road realignment from Wentzville Parkway to I-64/US 61. Potential Design-Build project. Project involves bridges A4320 and A4323.	Fed 462	State 53	Local 0 Future Cost: 25,001 - 50,000	2,257	500	15
County: St. Charles Route: IS 70 Anticipated Federal Category: NHPP	Job No: 6I3493	Scoping for drainage and subgrade improvements from Warren County line to Wentzville Parkway.	Fed 182	State 20	Local 0 Future Cost: 301 - 1,000	0	200	2
County: St. Charles Route: MO 79 Anticipated Federal Category: STBG	Job No: 6P3483	Scoping for pavement preservation treatment from Lincoln County line to divided pavement.	AC-State 119	State 30	Local 0 Future Cost: 1,001 - 2,000	0	50	99



2020 - 2024 Scoping and Design Projects

Transportation Planning

P.O. Box 270
Jefferson City, MO 65102

						STATE FISCAL YEAR PROJECT BUDGETING (ENGINEERING)		
						Prior Prog.	7/2019- 6/2020	7/2020- 6/2024
County: St. Charles Route: MO 94 Anticipated Federal Category: STBG	Job No: 653302	Scoping for pavement preservation treatment from Warren County line to I-64.	AC-State 8	State 2	Local 0 Future Cost: 1,001 - 2,000	15	5	5
County: St. Charles Route: MO 94 Anticipated Federal Category: NHPP	Job No: 653304	Scoping for pavement preservation treatment from Rte. 364 / Rte. N (Mid Rivers Mall Drive) to I-70.	Fed 8	State 2	Local 0 Future Cost: 1,001 - 2,000	15	5	5
County: St. Charles Route: MO 94 Anticipated Federal Category: NHPP	Job No: 653313	Scoping for pavement resurfacing on First Capitol Drive from I-70 to Kingshighway Street.	AC-State 8	State 2	Local 0 Future Cost: 301 - 1,000	15	5	5
County: St. Charles Route: RT D Anticipated Federal Category: STBG	Job No: 653480	Scoping for pavement preservation treatment from Rte. Z to Rte. DD.	AC-State 34	State 8	Local 0 Future Cost: 301 - 1,000	0	10	32
County: St. Charles Route: RT M Anticipated Federal Category: State	Job No: 653486	Scoping for pavement resurfacing, repair and widening from Rte. P (Pieper Road) to Rte. 79.	Fed 0	State 66	Local 0 Future Cost: 301 - 1,000	0	10	56
County: St. Charles Route: RT N Anticipated Federal Category: NHPP	Job No: 653312	Scoping for pavement resurfacing from Bryan Road to Rte. K.	Fed 8	State 2	Local 0 Future Cost: 301 - 1,000	15	5	5
County: St. Charles Route: RT N Anticipated Federal Category: STBG	Job No: 653314	Scoping for pavement improvements from Rte. T near Pauldingville to I-64.	AC-State 2	State 0	Local 0 Future Cost: 301 - 1,000	11	1	1
County: St. Charles Route: RT N Anticipated Federal Category: STBG	Job No: 653342	Environmental study from I-64 to Point Prairie Road at Jackson Road in St. Charles County. \$1,500,000 St. Charles County.	AC-State 2	State 0	Local 0 Future Cost: 0	1,501	1	1
County: St. Charles Route: RT V Anticipated Federal Category: State	Job No: 653487	Scoping to rebuild pavement and replace roadway signing from Rte. 94 to end of state maintenance.	Fed 0	State 249	Local 0 Future Cost: 2,001 - 5,000	0	100	149



2020 - 2024 Scoping and Design Projects

Transportation Planning

P.O. Box 270
Jefferson City, MO 65102

						STATE FISCAL YEAR PROJECT BUDGETING (ENGINEERING)		
						Prior Prog.	7/2019- 6/2020	7/2020- 6/2024
County: St. Louis Route: MO 100 Anticipated Federal Category: NHPP		Job No: 6P3274 Scoping for pavement rehabilitation, upgrade pedestrian facilities to comply with ADA Transition Plan, and bridge rehabilitation from Rte. 141 to I-270 including east bound bridges over Des Peres Road and I-270. Project involves bridges A0960, A5016, F0181 and F0182.				40	1	1
AC-State 2				State 0	Local 0			
County: St. Louis Route: MO 100 Anticipated Federal Category: NHPP		Job No: 6P3412 Scoping for turn lane improvements from Rte. OO to west of Rte. T.				100	1	1
Fed 2				State 0	Local 0			
County: St. Louis Route: MO 109 Anticipated Federal Category: C.M.A.Q.		Job No: 6S3351 Scoping for roundabout at intersection at Rte. CC.				80	125	175
Fed 240				State 60	Local 0			
County: St. Louis Route: MO 115 Anticipated Federal Category: State		Job No: 6S3407 Great Streets traffic and safety study from North Hanley Road to Lucas-Hunt Road.				200	1	1
Fed 0				State 2	Local 0			
County: St. Louis Route: MO 115 Anticipated Federal Category: NHPP		Job No: 6S3417 Scoping for pavement, drainage, signal and ADA Transition Plan improvements from I-170 to Hanley Road.				10	200	370
Fed 456				State 114	Local 0			
County: St. Louis Route: MO 141 Anticipated Federal Category: NHPP		Job No: 6P3188 Scoping for interchange improvements at Rte. 141 and Rte. 364 interchange in Maryland Heights.				392	1	1
AC-State 2				State 0	Local 0			
County: St. Louis Route: MO 21 Anticipated Federal Category: NHPP		Job No: 6S3283 Scoping for pavement resurfacing, guardrail, signal reconstruction, and upgrading pedestrian facilities to comply with ADA Transition Plan from Rte. 30 (Gravois Road)in St. Louis County to Schenk Road in Jefferson County.				40	700	1,482
Fed 1,746				State 436	Local 0			
County: St. Louis Route: MO 267 Anticipated Federal Category: STBG		Job No: 6S3254 Scoping for signals and ADA Transition Plan improvements on Lemay Ferry Road at Hoffmeister Avenue.				43	1	1
AC-State 2				State 0	Local 0			



2020 - 2024 Scoping and Design Projects

Transportation Planning

P.O. Box 270
Jefferson City, MO 65102

				STATE FISCAL YEAR PROJECT BUDGETING (ENGINEERING)		
				Prior Prog.	7/2019- 6/2020	7/2020- 6/2024
County: St. Louis Route: MO 267 Anticipated Federal Category: STBG	Job No: 653397	Scoping for pavement resurfacing and upgrade sidewalk to comply with ADA Transition Plan from north of Lindbergh Boulevard to River City Boulevard.	AC-State 5 State 1 Local 0 Future Cost: 5,001 - 10,000	150	5	1
County: St. Louis Route: IS 270 Anticipated Federal Category: NHPP	Job No: 613020	Scoping for corridor improvements from I-70 to west of the Mississippi River. The estimated total cost for the preferred alternative is greater than \$100 million. Project involves 44 bridges. Potential Design-Build project.	Fed 2 State 0 Local 0 Future Cost: > 100,000	2,708	1	1
County: St. Louis Route: IS 270 Anticipated Federal Category: NHPP	Job No: 613481	Scoping for replacement of structural signs from North Lindbergh Boulevard south to the Mississippi River.	AC-State 638 State 72 Local 0 Future Cost: 2,001 - 5,000	0	5	705
County: St. Louis Route: IS 44 Anticipated Federal Category: STBG	Job No: 613359	Scoping for pedestrian studies at Selma Avenue Overpass and I-55 at Daycare Overpass. Project involves pedestrian bridges A1729 and A0619.	AC-State 2 State 0 Local 0 Future Cost: 1 - 300	55	1	1
County: St. Louis Route: IS 64 Anticipated Federal Category: NHPP	Job No: 613398	Scoping for study of interchange configuration at I-64 and Rte. 141 interchange. Project involves bridges A4344, A4350, A4066, A4067 and A4705.	Fed 37 State 4 Local 0 Future Cost: 2,001 - 5,000	150	40	1
County: St. Louis Route: IS 64 Anticipated Federal Category: NHPP	Job No: 613501	Scoping for bridge rehabilitation at I-64 and I-270 interchange. Project involves bridges A4650, A4651, A4652 and A4653.	Fed 1,235 State 309 Local 0 Future Cost: 10,001 - 15,000	0	650	894
County: St. Louis Route: OR 64 Anticipated Federal Category: NHPP	Job No: 653237	Scoping for bridge improvements at Creve Coeur Creek and Rte. 141 and at Clayton Road over Rte. 141. Project involves bridges A4784, A4785, A4344, A4064 and A4067.	Fed 2 State 0 Local 0 Future Cost: 2,001 - 5,000	365	1	1



2020 - 2024 Scoping and Design Projects

Transportation Planning

P.O. Box 270
Jefferson City, MO 65102

				STATE FISCAL YEAR PROJECT BUDGETING (ENGINEERING)		
				Prior Prog.	7/2019- 6/2020	7/2020- 6/2024
County: St. Louis Route: RT D Anticipated Federal Category: NHPP	Job No: 653215	Scoping for pavement resurfacing and upgrade pedestrian facilities to comply with ADA Transition Plan from I-170 to St. Louis City limits. Project involves bridges A3885, A5328, A7109 and B0388.	Fed 800 State 200 Local 0 Future Cost: 10,001 - 15,000	801	400	600
County: St. Louis Route: CST HANLEY RD Anticipated Federal Category: NHPP	Job No: 653439	Scoping for bridge rehabilitation at various locations over I-64 from Hanley Road to Kingshighway Boulevard. Project involves bridges A8004, A8016, A8020, A8022, A8028, A8029, A8033 and A8036.	Fed 16 State 4 Local 0 Future Cost: 301 - 1,000	0	10	10
County: St. Louis Route: CST NORTH HANLEY RD Anticipated Federal Category: NHPP	Job No: 653271	Scoping for ADA Transition Plan improvements at I-70. Project involves bridge A6175.	Fed 4 State 0 Local 0 Future Cost: 2,001 - 5,000	102	1	3
County: St. Louis City Route: IS 270 Anticipated Federal Category: NHPP	Job No: 613264	Scoping for bridge replacement at Chain of Rocks Bridge over the Mississippi River. Project involves bridge A0890.	Fed 316 State 35 Local 0 Future Cost: 75,001 - 100,000	501	350	1
County: St. Louis City Route: IS 64 Anticipated Federal Category: NHPP	Job No: 613440	Scoping for bridge rehabilitation at Market Street. Project involves bridges L0667, A3636 and A3741.	Fed 9 State 2 Local 0 Future Cost: 5,001 - 10,000	0	10	1
County: St. Louis City Route: IS 64 Anticipated Federal Category: NHPP	Job No: 613441	Scoping for bridge rehabilitation on I-64 at North Sarah Street and at I-70 and West Florissant Avenue. Project involves bridges A3893, A3651, L0669 and A0482.	Fed 9 State 2 Local 0 Future Cost: 2,001 - 5,000	0	10	1
County: St. Louis City Route: IS 64 Anticipated Federal Category: NHPP	Job No: 613502	Scoping for bridge replacement at Vandeventer Avenue. Project involves bridge L0667.	Fed 2 State 0 Local 0 Future Cost: 25,001 - 50,000	0	1	1
County: St. Louis City Route: IS 64 Anticipated Federal Category: NHPP	Job No: 613503	Scoping to modify interchange configuration at I-64 and Grand Avenue. Project involves bridges A0549 and A3740.	AC-State 2 State 0 Local 0 Future Cost: 10,001 - 15,000	0	1	1



2020 - 2024 Scoping and Design Projects

Transportation Planning

P.O. Box 270
Jefferson City, MO 65102

						STATE FISCAL YEAR PROJECT BUDGETING (ENGINEERING)		
						Prior Prog.	7/2019- 6/2020	7/2020- 6/2024
County: St. Louis City Route: IS 70 Anticipated Federal Category: NHPP	Job No: 613463	Scoping for replacement of structural signs from Warren County line to Mississippi River.	AC-State 675	State 75	Local 0 Future Cost: 2,001 - 5,000	0	700	50
County: St. Louis City Route: RP GRAND BLVD TO IS64W Anticipated Federal Category: NHPP	Job No: 613444	Scoping for bridge rehabilitation over St. Louis-San Francisco Railroad on Rte. 100 and the ramp from Grand Avenue to westbound I-64. Project involves bridges A3740, A7046 and A7122.	Fed 9	State 2	Local 0 Future Cost: 1 - 300	0	10	1
County: St. Louis City Route: CST NEBRASKA AVE Anticipated Federal Category: NHPP	Job No: 653443	Scoping for bridge rehabilitation at various locations over I-44 from Macklind Avenue to Nebraska Avenue. Project involves bridges A2257, A2322 and A3263.	Fed 9	State 2	Local 0 Future Cost: 1,001 - 2,000	0	10	1
County: St. Louis City Route: CST WEBER RD Anticipated Federal Category: NHPP	Job No: 653442	Scoping for bridge rehabilitation on Weber Road and Loughborough Avenue over I-55. Project involves bridges A0918 and A1077.	Fed 9	State 2	Local 0 Future Cost: 1,001 - 2,000	0	10	1
County: Various Route: Various Anticipated Federal Category: STBG	Job No: 613352	Scoping for signage improvements on various routes throughout the St. Louis District.	AC-State 2	State 0	Local 0 Future Cost: 1 - 300	101	1	1
County: Various Route: Various Anticipated Federal Category: STBG	Job No: 6P3024	Scoping for future project estimates on various routes in the St. Louis District.	Fed 2	State 0	Local 0 Future Cost: 301 - 1,000	304	1	1
County: Various Route: Various Anticipated Federal Category: STBG	Job No: 6P3269	Scoping for future projects on various routes in the St. Louis District.	AC-State 61	State 15	Local 0 Future Cost: 301 - 1,000	200	75	1
County: Various Route: Various Anticipated Federal Category: STBG	Job No: 6P3497	Scoping for arterial operations and safety assessment in the St. Louis District.	AC-State 960	State 240	Local 0 Future Cost: 0	0	100	1,100



2020 - 2024 Scoping and Design Projects

Transportation Planning

P.O. Box 270
Jefferson City, MO 65102

							STATE FISCAL YEAR PROJECT BUDGETING (ENGINEERING)		
							Prior Prog.	7/2019- 6/2020	7/2020- 6/2024
County: Various	Surveying to sell excess right of way parcels in St. Louis District.						177	75	1
Route: Various	Job No: 653409		Fed		State	Local			
Anticipated Federal Category: State			0		76	0			
Future Cost: 0									
County: Various	Surveying to convey roadway right of way for change in route status in St. Louis District.						0	150	50
Route: Various	Job No: 653456		Fed		State	Local			
Anticipated Federal Category: State			0		200	0			
Future Cost: 0									
		AC-State	Fed	State	Local				
		2,750	7,110	2,601	0	District Engineering Total:	11,716	5,258	7,203



2020 - 2024 Scoping and Design Projects

Transportation Planning

P.O. Box 270
Jefferson City, MO 65102

	2020	2021	2022	2023	2024
State	1,121	803	512	98	67
AC-State	989	736	992	24	9
Local	0	0	0	0	0
Sub-total State	2,110	1,539	1,504	122	76
Federal					
Sub-total Federal	3,148	2,494	1,277	191	0
Grand Total	5,258	4,033	2,781	313	76



2020 - 2024 Scoping and Design Projects

Transportation Planning

P.O. Box 270
Jefferson City, MO 65102

						STATE FISCAL YEAR PROJECT BUDGETING (ENGINEERING)		
						Prior Prog.	7/2019- 6/2020	7/2020- 6/2024
County: Cass Route: MO 7 Anticipated Federal Category: Safety	Job No: 7P3313	Scoping for safety improvements from Rte. B Creighton to County Road NW-351.	Fed 8	State 0	Local 0 Future Cost: 1,001 - 2,000	82	2	6
County: Cedar Route: MO 32 Anticipated Federal Category: STBG	Job No: 7P3288	Scoping for roadway improvements from Rte. J in Stockton to Rte. 13 in Bolivar.	AC-State 8	State 2	Local 0 Future Cost: 10,001 - 15,000	10	5	5
County: Christian Route: MO 13 Anticipated Federal Category: Safety	Job No: 8P3142	Scoping for intersection safety improvements and passing lanes from 0.3 mile north of Riverdale Road to Rte. 248 south junction.	Fed 8	State 0	Local 0 Future Cost: 15,001 - 25,000	12	2	6
County: Henry Route: MO 13 Anticipated Federal Category: NHPP	Job No: 4P1117	Scoping for corridor improvements from Johnson County to 1.7 miles north of Clinton. Right of way in SFY 1999 for hardship acquisition.	Fed 20	State 5	Local 0 Future Cost: 25,001 - 50,000	28	5	20
County: Henry Route: BU 13 Anticipated Federal Category: State	Job No: 7S3347	Payment to Clinton for road relinquishment from Sedalia Street to Rte. 13.	Fed 0	State 3	Local 0 Future Cost: 0	75	3	0
County: Jasper Route: IS 49 Anticipated Federal Category: NHPP	Job No: 7P0797M	Scoping for roadway improvements from Rte. V near Carthage to Rte. FF (32nd Street) in Joplin.	Fed 16	State 4	Local 0 Future Cost: 25,001 - 50,000	145	5	15
County: Jasper Route: MO 66 Anticipated Federal Category: STBG	Job No: 7S2185	Scoping for roadway improvements on Seventh Street from 0.5 mile west of Rte. P to 0.1 mile west of Bus. 71 in Joplin.	Fed 16	State 4	Local 0 Future Cost: 25,001 - 50,000	266	10	10
County: Jasper Route: RT HH Anticipated Federal Category: STBG	Job No: 7S3378	Scoping for intersection improvements at I-49 and Dr. Russell Smith Way in Carthage.	AC-State 2	State 0	Local 0 Future Cost: 1,001 - 2,000	4	1	1



2020 - 2024 Scoping and Design Projects

Transportation Planning

P.O. Box 270
Jefferson City, MO 65102

					STATE FISCAL YEAR PROJECT BUDGETING (ENGINEERING)		
					Prior Prog.	7/2019- 6/2020	7/2020- 6/2024
County: Jasper Route: RT TT Anticipated Federal Category: STBG		Job No: 7P2193B	Scoping for new sidewalks on Newman Road from Loop 49 (Range Line Road) to Duquesne Road and on Loop 49 (Range Line Road) from 0.1 mile north of Newman Road to North Park Lane. Project involves bridge L0832.		42	2	4
			Fed 6	State 0	Local 0	Future Cost: 1 - 300	
County: Jasper Route: RT Z Anticipated Federal Category: STBG		Job No: 7S2183	Scoping for pedestrian improvements and ADA Transition Plan accommodations from Harley Street to Karen Drive in Carl Junction.		29	2	2
			Fed 4	State 0	Local 0	Future Cost: 2,001 - 5,000	
County: Lawrence Route: MO 39 Anticipated Federal Category: NHPP		Job No: 7P3384	Scoping for bridge improvement over Honey Creek. Project involves bridge K0008.		10	5	8
			Fed 12	State 1	Local 0	Future Cost: 2,001 - 5,000	
County: Lawrence Route: MO 97 Anticipated Federal Category: NHPP		Job No: 7S3381	Scoping for bridge improvement and culvert improvement over the Spring River and Spring Creek. Project involves bridges L0180 and Y0134.		10	5	2
			Fed 6	State 1	Local 0	Future Cost: 2,001 - 5,000	
County: Mcdonald Route: MO 43 Anticipated Federal Category: NHPP		Job No: 7S3379	Scoping for bridge improvement over the Elk River. Project involves bridge A0826.		10	10	2
			Fed 10	State 2	Local 0	Future Cost: 2,001 - 5,000	
County: Newton Route: MO 43 Anticipated Federal Category: STBG		Job No: 7S3045	Scoping for roadway improvements on Hearnese Boulevard from Rte. FF (32nd Street) to I-44.		12	2	8
			Fed 10	State 0	Local 0	Future Cost: 2,001 - 5,000	
County: Newton Route: IS 44 Anticipated Federal Category: Safety		Job No: 713286	Scoping for safety improvements from the Oklahoma State line to Rte. 360, and from 2 miles east of Rte. 125 to Rtes. Y and J in Conway.		100	50	10
			Fed 54	State 6	Local 0	Future Cost: 10,001 - 15,000	
County: Stone Route: MO 265 Anticipated Federal Category: Safety		Job No: 7S3314	Scoping for safety improvements from Rte. 76 to Rte. 65.		82	2	6
			Fed 8	State 0	Local 0	Future Cost: 5,001 - 10,000	



2020 - 2024 Scoping and Design Projects

Transportation Planning

P.O. Box 270
Jefferson City, MO 65102

						STATE FISCAL YEAR PROJECT BUDGETING (ENGINEERING)		
						Prior Prog.	7/2019- 6/2020	7/2020- 6/2024
County: Stone Route: MO 76 Anticipated Federal Category: NHPP	Job No: 8P2360	Scoping for capacity improvements from Rte. 13 in Branson West to Rte. 376 in Branson.	Fed 16	State 4	Local 0 Future Cost: 25,001 - 50,000	160	5	15
County: Taney Route: BU 65 Anticipated Federal Category: STBG	Job No: 7S3354	Scoping for intersection and pedestrian improvements on Gage Drive/Industrial Drive from College of the Ozarks to Birch Street.	AC-State 10	State 0	Local 0 Future Cost: 301 - 1,000	80	2	8
County: Taney Route: BU 65 Anticipated Federal Category: NHPP	Job No: 7S3380	Scoping for bridge improvement over Missouri and Northern Arkansas Railroad in Hollister. Project involves bridge J0710.	Fed 16	State 4	Local 0 Future Cost: 1,001 - 2,000	10	10	10
County: Taney Route: RT F Anticipated Federal Category: Safety	Job No: 7P3315	Scoping for safety improvements from Rte. 65 to Rte. 160 and on Rte. 160 from Rte. F to Rte. H in Forsyth.	Fed 8	State 0	Local 0 Future Cost: 5,001 - 10,000	82	2	6
County: Various Route: Various Anticipated Federal Category: State	Job No: 7P3028	Surveying to sell excess right of way in the rural Southwest District.	Fed 0	State 80	Local 0 Future Cost: 0	70	20	60
County: Various Route: Various Anticipated Federal Category: STBG	Job No: 7P3101	Scoping for ADA Transition Plan improvements at various locations in the rural Southwest District.	Fed 160	State 40	Local 0 Future Cost: 2,001 - 5,000	112	50	150
County: Various Route: Various Anticipated Federal Category: STBG	Job No: 7P3104	Scoping for pavement improvements on major routes at various locations in the rural Southwest District.	Fed 160	State 40	Local 0 Future Cost: 25,001 - 50,000	178	50	150
County: Various Route: Various Anticipated Federal Category: STBG	Job No: 7P3105	Scoping for bridge preventive maintenance at various locations in the rural Southwest District.	Fed 61	State 16	Local 0 Future Cost: 2,001 - 5,000	116	39	38
County: Various Route: Various Anticipated Federal Category: NHPP	Job No: 7P3107	Scoping for bridge improvements at various locations in the rural Southwest District.	Fed 1,057	State 264	Local 0 Future Cost: 15,001 - 25,000	1,520	361	960



2020 - 2024 Scoping and Design Projects

Transportation Planning

P.O. Box 270
Jefferson City, MO 65102

						STATE FISCAL YEAR PROJECT BUDGETING (ENGINEERING)		
						Prior Prog.	7/2019- 6/2020	7/2020- 6/2024
County: Various Route: Various Anticipated Federal Category: Safety		Job No: 7P3108		Scoping for safety improvements at various locations in the rural Southwest District.		588	50	150
				Fed 180	State 20	Local 0	Future Cost: 2,001 - 5,000	
County: Various Route: Various Anticipated Federal Category: STBG		Job No: 7P3372		Scoping for slide repairs at various locations in the rural Southwest District.		10	10	30
				AC-State 32	State 8	Local 0	Future Cost: 301 - 1,000	
County: Various Route: Various Anticipated Federal Category: STBG		Job No: 7S3103		Scoping for pavement improvements on minor routes at various locations in the rural Southwest District.		114	50	150
				Fed 160	State 40	Local 0	Future Cost: 15,001 - 25,000	
County: Vernon Route: IS 49 Anticipated Federal Category: NHPP		Job No: 7I3371		Scoping for bridge improvements on southbound bridge over the Little Osage River 1.1 miles north of Earp Road. Project involves bridge A2629.		2	1	5
				Fed 5	State 1	Local 0	Future Cost: 1 - 300	
County: Vernon Route: US 54 Anticipated Federal Category: Safety		Job No: 7P3316		Scoping for safety improvements from I-49 to Rte. 13.		82	2	6
				Fed 8	State 0	Local 0	Future Cost: 5,001 - 10,000	
County: Webster Route: US 60 Anticipated Federal Category: STBG		Job No: 7P3425		Review of scoping documents for roadway and rail crossing improvements from Industry Road in Rogersville to Dewberry Road east of Seymour. Scoping by Webster County.		0	5	20
				AC-State 20	State 5	Local 0	Future Cost: 5,001 - 10,000	
				AC-State 72	Fed 2,009	State 550	Local 0	District Engineering Total:
						4,041	768	1,863



2020 - 2024 Scoping and Design Projects

Transportation Planning

P.O. Box 270
Jefferson City, MO 65102

	2020	2021	2022	2023	2024
State	158	147	122	121	2
AC-State	19	19	14	14	6
Local	0	0	0	0	0
Sub-total State	177	166	136	135	8
Federal					
Sub-total Federal	591	543	436	431	8
Grand Total	768	709	572	566	16



2020 - 2024 Scoping and Design Projects

Transportation Planning

P.O. Box 270
Jefferson City, MO 65102

						STATE FISCAL YEAR PROJECT BUDGETING (ENGINEERING)		
						Prior Prog.	7/2019- 6/2020	7/2020- 6/2024
County: Christian Route: MO 14 Anticipated Federal Category: STBG	Job No: 8P0588	Scoping for roadway improvements from west of Rte. 160 in Nixa to east of Rte. 65 in Ozark.	Fed 8	State 2	Local 0 Future Cost: 25,001 - 50,000	1,153	5	5
County: Christian Route: US 65 Anticipated Federal Category: NHPP	Job No: 8P0605	Scoping for capacity improvements from north of Valley Water Mill Road in Springfield to Rte. F in Ozark.	Fed 10	State 0	Local 0 Future Cost: 25,001 - 50,000	4,658	2	8
County: Christian Route: US 65 Anticipated Federal Category: NHPP	Job No: 8P0605I	Scoping for capacity improvements from Rte. CC to Rte. 14 in Ozark.	AC-State 8	State 0	Local 0 Future Cost: 10,001 - 15,000	2	2	6
County: Christian Route: US 65 Anticipated Federal Category: NHPP	Job No: 8P0605J	Scoping for capacity and safety improvements from Rte. 14 to Rte. F.	AC-State 8	State 0	Local 0 Future Cost: 5,001 - 10,000	2	2	6
County: Christian Route: RT CC Anticipated Federal Category: STBG	Job No: 8S0736	Scoping for capacity and safety improvements from Main Street in Nixa to Pheasant Road in Ozark.	Fed 40	State 10	Local 0 Future Cost: 25,001 - 50,000	84	10	40
County: Christian Route: RT M Anticipated Federal Category: Safety	Job No: 8S3143	Scoping for safety improvements on Nicholas Road from Gooch Road to Shelvin Rock Road.	Fed 6	State 0	Local 0 Future Cost: 1,001 - 2,000	82	2	4
County: Greene Route: CRD 127 Anticipated Federal Category: NHPP	Job No: 8S3156	Scoping for bridge improvement on Melville Road over I-44 in Springfield. Project involves bridge A0441.	Fed 10	State 0	Local 0 Future Cost: 2,001 - 5,000	10	2	8
County: Greene Route: MO 13 Anticipated Federal Category: NHPP	Job No: 8P3087E	Scoping for intersection improvements on Kansas Expressway at Sunset Street in Springfield.	Fed 154	State 37	Local 0 Future Cost: 1,001 - 2,000	80	2	189
County: Greene Route: MO 13 Anticipated Federal Category: NHPP	Job No: 8P3087F	Scoping for intersection improvements on Kansas Expressway at Walnut Lawn Street in Springfield.	Fed 117	State 28	Local 0 Future Cost: 2,001 - 5,000	105	2	143



2020 - 2024 Scoping and Design Projects

Transportation Planning

P.O. Box 270
Jefferson City, MO 65102

						STATE FISCAL YEAR PROJECT BUDGETING (ENGINEERING)		
						Prior Prog.	7/2019- 6/2020	7/2020- 6/2024
County: Greene Route: US 160 Anticipated Federal Category: NHPP	Job No: 8P3033	Scoping for capacity improvements from Plainview Road in Springfield to south of South Street in Nixa.	Fed 10	State 0	Local 0 Future Cost: 25,001 - 50,000	6	2	8
County: Greene Route: US 160 Anticipated Federal Category: NHPP	Job No: 8P3087D	Scoping for intersection improvements on West Bypass at Rte. 744 (Kearney Street) in Springfield.	Fed 34	State 9	Local 0 Future Cost: 1,001 - 2,000	250	35	8
County: Greene Route: MO 413 Anticipated Federal Category: NHPP	Job No: 8S3159	Scoping for roadway and operational improvements on West Sunshine Street from Rte. 160 (West Bypass) in Springfield to Rte. P (Main Street) in Republic.	Fed 48	State 10	Local 0 Future Cost: 10,001 - 15,000	250	50	8
County: Greene Route: IS 44 Anticipated Federal Category: NHPP	Job No: 8I3044	Scoping for roadway improvements from Rte. 360 north of Republic to Rte. 125 in Strafford.	Fed 18	State 2	Local 0 Future Cost: 50,001 - 75,000	220	10	10
County: Greene Route: IS 44 Anticipated Federal Category: Safety	Job No: 8I3134	Scoping for safety improvements from Rte. 360 to 2 miles east of Rte. 125.	Fed 30	State 3	Local 0 Future Cost: 2,001 - 5,000	50	25	8
County: Greene Route: IS 44 Anticipated Federal Category: NHPP	Job No: 8I3191	Scoping for bridge improvements from 0.7 mile east of Loop 44 (Chestnut Expressway) in Springfield to Rte. 125 in Strafford.	AC-State 180	State 20	Local 0 Future Cost: 5,001 - 10,000	0	100	100
County: Greene Route: LP 44 Anticipated Federal Category: Safety	Job No: 8P3144	Scoping for safety improvements on Chestnut Expressway from Rte. 13 (Kansas Expressway) to Bus. 65 (Glenstone Avenue).	Fed 6	State 0	Local 0 Future Cost: 1,001 - 2,000	82	2	4
County: Greene Route: US 60 Anticipated Federal Category: NHPP	Job No: 8P0683G	Scoping for freeway improvements from 0.2 mile west of Highland Springs Road to Rte. 125.	Fed 16	State 4	Local 0 Future Cost: 10,001 - 15,000	111	10	10



2020 - 2024 Scoping and Design Projects

Transportation Planning

P.O. Box 270
Jefferson City, MO 65102

							STATE FISCAL YEAR PROJECT BUDGETING (ENGINEERING)		
							Prior Prog.	7/2019- 6/2020	7/2020- 6/2024
County: Greene Route: US 60 Anticipated Federal Category: NHPP		Job No: 8P0865 Scoping for roadway improvements from County Road 194 to West Avenue in Republic. <div>Fed 16State 4Local 0</div> <div>Future Cost: 2,001 - 5,000</div>					45	10	10
County: Greene Route: US 60 Anticipated Federal Category: NHPP		Job No: 8P3032 Scoping for capacity improvements on James River Freeway from I-44 north of Republic to Rte. 65 in Springfield. <div>Fed 48State 10Local 0</div> <div>Future Cost: 15,001 - 25,000</div>					210	50	8
County: Greene Route: US 65 Anticipated Federal Category: NHPP		Job No: 8P3103 Scoping for potential interstate designation on Rtes. 60, 65 and 360 in the Springfield region. <div>Fed 32State 8Local 0</div> <div>Future Cost: 1,001 - 2,000</div>					60	20	20
County: Greene Route: BU 65 Anticipated Federal Category: NHPP		Job No: 8S3131 Scoping for safety and operational improvements on Glenstone Avenue from Loop 44 (Chestnut Expressway) to Battlefield Road. <div>Fed 2State 0Local 0</div> <div>Future Cost: 2,001 - 5,000</div>					52	2	0
County: Greene Route: OR 65 Anticipated Federal Category: NHPP		Job No: 8S3158 Scoping for bridge improvement on Eastgate Avenue over Burlington Northern Santa Fe Railroad in Springfield. Project involves bridge W0574. <div>Fed 12State 1Local 0</div> <div>Future Cost: 2,001 - 5,000</div>					10	5	8
County: Greene Route: MO 744 Anticipated Federal Category: Safety		Job No: 8S3145 Scoping for safety improvements on Kearney Street from Springfield-Branson National Airport to LeCompte Avenue. <div>Fed 6State 0Local 0</div> <div>Future Cost: 1,001 - 2,000</div>					82	2	4
County: Greene Route: RT D Anticipated Federal Category: NHPP		Job No: 8S3133 Scoping for safety and operational improvements on Sunshine Street from Bus. 65 (Glenstone Avenue) to Bedford Avenue. <div>Fed 10State 0Local 0</div> <div>Future Cost: 2,001 - 5,000</div>					52	2	8
County: Greene Route: RT MM Anticipated Federal Category: STBG		Job No: 8S0836 Scoping for railroad crossing improvements on Brookline Avenue at BNSF railroad in Republic. <div>AC-State 6State 0Local 0</div> <div>Future Cost: 25,001 - 50,000</div>					443	2	4



2020 - 2024 Scoping and Design Projects

Transportation Planning

P.O. Box 270
Jefferson City, MO 65102

	2020	2021	2022	2023	2024
State	107	117	79	53	2
AC-State	96	96	6	4	0
Local	0	0	0	0	0
Sub-total State	203	213	85	57	2
Federal					
Sub-total Federal	395	425	308	202	28
Grand Total	598	638	393	259	30



2020 - 2024 Scoping and Design Projects

Transportation Planning

P.O. Box 270
Jefferson City, MO 65102

						STATE FISCAL YEAR PROJECT BUDGETING (ENGINEERING)		
						Prior Prog.	7/2019- 6/2020	7/2020- 6/2024
County: Butler Route: RT M Anticipated Federal Category: STBG	Job No: 9S3453	Scoping for safety improvements from County Road 472 to County Road 470.	AC-State 4	State 0	Local 0 Future Cost: 301 - 1,000	10	1	3
County: Cape Girardeau Route: US 61 Anticipated Federal Category: NHPP	Job No: 9P3122	Scoping for bridge improvements over I-55. Project involves bridge A0628.	Fed 424	State 106	Local 0 Future Cost: 1,001 - 2,000	17	500	30
County: Cape Girardeau Route: US 61 Anticipated Federal Category: STBG	Job No: 9P3450	Scoping for capacity improvements from I-55 to Rte. 25.	AC-State 92	State 23	Local 0 Future Cost: 5,001 - 10,000	10	100	15
County: Cape Girardeau Route: US 61 Anticipated Federal Category: NHPP	Job No: 9P3451	Scoping for intersection improvements at Shawnee Drive and Donna Drive in Jackson.	AC-State 44	State 11	Local 0 Future Cost: 1,001 - 2,000	10	50	5
County: Cape Girardeau Route: US 61 Anticipated Federal Category: NHPP	Job No: 9P3575	Scoping for drainage improvements from Rte. W to Southern Expressway.	AC-State 12	State 2	Local 0 Future Cost: 301 - 1,000	10	10	4
County: Carter Route: US 60 Anticipated Federal Category: Safety	Job No: 9P3656	Scoping for safety improvements at Rte. A.	Fed 21	State 4	Local 0 Future Cost: 0	0	15	10
County: Iron Route: MO 21 Anticipated Federal Category: Safety	Job No: 9P3654	Scoping for safety improvements south of Ironton.	Fed 21	State 4	Local 0 Future Cost: 0	0	15	10
County: Iron Route: MO 32 Anticipated Federal Category: STBG	Job No: 9P3447	Scoping for safety improvements from Rte. KK to the south intersection of Rte. 21.	AC-State 16	State 4	Local 0 Future Cost: 301 - 1,000	10	10	10
County: Madison Route: US 67 Anticipated Federal Category: Safety	Job No: 9P3655	Scoping for safety improvements at Rte. A and Rte. C.	Fed 23	State 2	Local 0 Future Cost: 0	0	20	5



2020 - 2024 Scoping and Design Projects

Transportation Planning

P.O. Box 270
Jefferson City, MO 65102

						STATE FISCAL YEAR PROJECT BUDGETING (ENGINEERING)		
						Prior Prog.	7/2019- 6/2020	7/2020- 6/2024
County: Mississippi Route: IS 57 Anticipated Federal Category: NHPP	Job No: 9I3583	Scoping for bridge improvements on Mississippi River bridge. Project involves bridge A2000.	Fed 4	State 0	Local 0 Future Cost: 2,001 - 5,000	0	1	3
County: New Madrid Route: US 60 Anticipated Federal Category: NHPP	Job No: 9P3584	Scoping for interchange and upgrade to freeway from Rte. 61 to I-55.	Fed 89	State 11	Local 0 Future Cost: 1 - 300	250	90	10
County: Oregon Route: MO 142 Anticipated Federal Category: STBG	Job No: 9P3444	Scoping for drainage improvements from bridge over Eleven Point River to Rte. UU.	AC-State 40	State 10	Local 0 Future Cost: 2,001 - 5,000	10	40	10
County: Perry Route: MO 51 Anticipated Federal Category: NHPP	Job No: 9P3239	Location study and environmental document for bridge improvements over Mississippi River at Chester. Project involves bridge L0135.	Fed 400	State 100	Local 0 Future Cost: 25,001 - 50,000	1,020	475	25
County: Reynolds Route: RT K Anticipated Federal Category: STBG	Job No: 9S3455	Scoping for safety improvements from Rte. 21 to Rte. 49.	AC-State 9	State 1	Local 0 Future Cost: 1,001 - 2,000	10	5	5
County: Ripley Route: MO 142 Anticipated Federal Category: STBG	Job No: 9S3454	Scoping for bridge improvements over Harris Creek and Ditch No. 2. Project involves bridges S0814 and T0758.	AC-State 3	State 0	Local 0 Future Cost: 1,001 - 2,000	10	1	2
County: Shannon Route: MO 19 Anticipated Federal Category: NHPP	Job No: 9P3305	Scoping for bridge improvements over Current River and Round Spring. Project involves bridges J0420 and G0804.	Fed 200	State 50	Local 0 Future Cost: 5,001 - 10,000	40	220	30
County: St. Francois Route: US 67 Anticipated Federal Category: Safety	Job No: 9P3653	Scoping for safety improvements at Rte. Y and Rte. JJ near the Jefferson County line.	Fed 44	State 6	Local 0 Future Cost: 0	0	40	10
County: St. Francois Route: MO 8 Anticipated Federal Category: NHPP	Job No: 9P3448	Scoping for intersection improvements at Rte. 8 and State Street in Desloge.	AC-State 160	State 40	Local 0 Future Cost: 1,001 - 2,000	10	180	20



2020 - 2024 Scoping and Design Projects

Transportation Planning

P.O. Box 270
Jefferson City, MO 65102

						STATE FISCAL YEAR PROJECT BUDGETING (ENGINEERING)		
						Prior Prog.	7/2019- 6/2020	7/2020- 6/2024
County: Various	Job No: 953493	Surveying to sell excess right of way parcels in Southeast District.				140	70	140
Route: Various		AC-State		State	Local			
Anticipated Federal Category: STBG		168		42	0			
Future Cost: 0								
County: Wayne	Job No: 953504	Scoping for roadway improvements from East Fork Lost Creek to Wayne County Road 524. 100% funded by				1,000	500	500
Route: RT D		United States Army Corps of Engineers.						
Anticipated Federal Category: STBG		AC-State		State	Local			
		800		200	0			
Future Cost: 5,001 - 10,000								
County: Wright	Job No: 953443	Scoping for capacity improvements from Red Springs County Road to Clouse Street.				10	280	20
Route: MO 95		AC-State		State	Local			
Anticipated Federal Category: STBG		240		60	0			
Future Cost: 2,001 - 5,000								
		AC-State	Fed	State	Local	District Engineering Total:		
		1,588	1,226	676	0	2,567	2,623	867



2020 - 2024 Scoping and Design Projects

Transportation Planning

P.O. Box 270
Jefferson City, MO 65102

	2020	2021	2022	2023	2024
State	507	135	29	5	0
AC-State	998	499	82	9	0
Local	0	0	0	0	0
Sub-total State	1,505	634	111	14	0
Federal					
Sub-total Federal	1,118	52	43	13	0
Grand Total	2,623	686	154	27	0



2020 - 2024 Scoping and Design Projects

Transportation Planning

P.O. Box 270
Jefferson City, MO 65102

							STATE FISCAL YEAR PROJECT BUDGETING (ENGINEERING)		
							Prior Prog.	7/2019- 6/2020	7/2020- 6/2024
County: Various	Traffic and safety study at various statewide locations.						100	50	150
Route: Various	Job No: 0P2307								
Anticipated Federal Category: Safety			Fed 180		State 20	Local 0			
Future Cost: 0									
County: Various	Traffic and safety study at various statewide locations.						50	50	100
Route: Various	Job No: 0P2307B								
Anticipated Federal Category: Safety			Fed 135		State 15	Local 0			
Future Cost: 0									
		AC-State 0	Fed 315	State 35	Local 0	District Engineering Total:	150	100	250



2020 - 2024 Scoping and Design Projects

Transportation Planning

P.O. Box 270
Jefferson City, MO 65102

	2020	2021	2022	2023	2024
State	10	10	10	5	0
AC-State	0	0	0	0	0
Local	0	0	0	0	0
Sub-total State	10	10	10	5	0
Federal					
Sub-total Federal	90	90	90	45	0
Grand Total	100	100	100	50	0



2020 - 2024 Scoping and Design Projects

STATE FISCAL YEAR PROJECT BUDGETING (ENGINEERING)

DISTRICT	Prior Prog.	AC-State	Fed	State	Local	7/2019- 6/2020	7/2020- 6/2024
Northwest	814	90	742	177	0	912	97
Northeast	876	368	250	112	0	465	265
Kansas City (Non-TMA)	1,443	1,154	2,730	889	0	1,543	3,230
Kansas City (TMA)	6,458	1,044	3,129	1,524	0	2,127	3,570
Central	9,186	298	8,202	2,116	0	7,157	3,459
St. Louis	11,716	2,750	7,110	2,601	0	5,258	7,203
Southwest (Non-TMA)	4,041	72	2,009	550	0	768	1,863
Southwest (TMA)	9,032	202	1,358	358	0	598	1,320
Southeast	2,567	1,588	1,226	676	0	2,623	867
	150	0	315	35	0	100	250
Summary	46,283	7,566	27,071	9,038	0	21,551	22,124



2020 - 2024 Scoping and Design Projects

Transportation Planning

P.O. Box 270
Jefferson City, MO 65102

Project Count: 435

	2020	2021	2022	2023	2024
State	4,611	2,466	1,229	593	139
AC-State	3,370	2,135	1,597	367	97
Local	0	0	0	0	0
Sub-total State	7,981	4,601	2,826	960	236
Federal					
Sub-total Federal	13,570	7,930	3,598	1,721	252
Grand Total	21,551	12,531	6,424	2,681	488

Section 4 – Highway and Bridge Construction Schedule

2020 – 2024 Highway and Bridge Construction Schedule RSMo 21.795.2(3)

The Highway and Bridge Construction Schedule identifies highway and bridge projects funded for right of way acquisition and/or construction during the five-year period between July 1, 2019, and June 30, 2024. Engineering costs for these projects are included as well.

Projects on this schedule are funded and represent a commitment to implement an improvement, purchase right of way and or construct. Projects on this schedule with right of way funding only represent a commitment to buy right of way, not a commitment to construct.

The STIP was developed with the assumption that federal funding approved in the FAST Act (set to expire September 2020) would remain constant through 2024. A forecast that assumes a reduced level of federal funding was also prepared. This allowed MoDOT and regional planning partners the ability to plan, prioritize, and program projects at a funding level consistent with the FAST Act, while also identifying projects that would be delayed in the event the level of federal funding is reduced. Projects on this schedule shaded in grey represent conditional commitments. If the level of federal funding is reduced, the projects shaded in grey will be delayed to future years.

There are a number of assumptions and requirements that must be met for project construction to begin. Some assumptions and requirements apply to all projects. Other assumptions and requirements vary depending upon the complexity of the project. These assumptions are:

- The assumed funding levels from state and federal sources are reached.
- All environmental requirements and clearances are obtained.
- Any legal matters are resolved.
- Right of way acquisition and utility relocation occur as scheduled.
- Concurrence is obtained from the Metropolitan Planning Organizations for projects in the Cape Girardeau, Columbia, Fayetteville-Springdale-Rogers AR-MO, Jefferson City, Joplin, Kansas City, St. Joseph, St. Louis, and Springfield areas.



2020-2024 Highway and Bridge Construction Schedule

Transportation Planning

P.O. Box 270
Jefferson City, MO 65102

Construction contingency applied to construction cost in the year the project is awarded.
Three percent inflation compounded annually is applied to right-of-way and construction costs in program years 2, 3, 4, and 5.
No inflation is applied to the Funding From Other Sources (FFOS) or Payments.
Engineering includes PE costs, CE costs and R/W incidentals.

STATE FISCAL YEAR PROJECT BUDGETING						
	Prior Prog.	7/2019- 6/2020	7/2020- 6/2021	7/2021- 6/2022	7/2022- 6/2023	7/2023- 6/2024
FFOS:	4,205	162,410	133,158	114,186	81,882	77,918
Total R/W:	15,934	30,382	5,214	5,752	182	0
Total Construction:	0	1,214,081	890,598	830,867	304,086	229,229
Paybacks:	539,171	92,723	87,579	87,580	76,113	76,124
Sub-Total:	555,105	1,337,186	983,391	924,199	380,381	305,353
Total Engineering:	102,276	172,061	93,640	68,713	20,317	11,204
Grand Total:	657,381	1,509,247	1,077,031	992,912	400,698	316,557

	2020	2021	2022	2023	2024
State	334,997	252,758	213,738	125,123	115,518
AC-State	244,177	267,048	235,513	87,087	109,413
Local	41,232	13,022	42,449	0	1,000
Sub-total State	620,406	532,828	491,700	212,210	225,931
Federal					
Sub-total Federal	888,841	544,203	501,212	188,488	90,626
Grand Total	1,509,247	1,077,031	992,912	400,698	316,557

Project Count: 1,437

* Subject to the approval of the Transportation Improvement Program by the governing Metropolitan Planning Organization.

Jun-13-2019

Section 4 - 1

Dollars in Thousands

District Program Summary

Statewide Totals

(Dollars in Millions)

Amounts include construction and right of way, excludes engineering.

State Fiscal Year	2020	2021	2022	2023	2024
Statewide Interstate And Major Bridge - Available					
Statewide Interstate And Major Bridge - FFOS	0.000	0.000	22.254	0.000	0.000
Statewide Interstate And Major Bridge - Fund Transfers	84.553	25.133	59.725	0.000	0.000
Statewide Interstate And Major Bridge - Carryover	-189.929	0.000	0.000	0.000	0.000
Award and Completed Project Adjustments	0.000	0.000	0.000	0.000	0.000
Statewide Interstate And Major Bridge - Total Available	-105.376	25.133	81.979	0.000	0.000
Statewide Interstate And Major Bridge - Programmed	84.553	25.706	86.759	0.000	0.000
Safety - Available	26.550	26.724	27.001	26.999	26.999
Safety - FFOS	12.305	3.866	8.409	8.241	0.000
Safety - Fund Transfers	-13.087	-15.491	-18.623	3.926	-2.994
Safety - Carryover	-2.136	0.000	0.000	0.000	0.000
Award and Completed Project Adjustments	-2.458	0.481	1.415	0.185	0.000
Safety - Total Available	21.174	15.580	18.202	39.351	24.005
Safety - Programmed	40.465	35.904	16.094	22.370	0.000
Taking Care Of System - Available	257.190	258.883	583.001	600.491	618.505
Taking Care Of System - FFOS	70.366	76.001	32.070	17.558	19.511
Taking Care Of System - Fund Transfers	285.626	219.966	90.173	3.375	3.894
Taking Care Of System - Carryover	31.574	0.000	0.000	0.000	0.000
Award and Completed Project Adjustments	97.822	6.660	3.483	-3.742	0.000
Taking Care Of System - Total Available	742.578	561.510	708.727	617.682	641.910
Taking Care Of System - Programmed	816.994	732.771	716.861	246.275	214.867
Flexible & Other - Available					
Flexible & Other - FFOS	56.489	53.291	51.294	40.000	45.000
Flexible & Other - Fund Transfers	292.377	127.882	47.415	47.717	24.625
Flexible & Other - Carryover	-109.650	0.000	0.000	0.000	0.000
Award and Completed Project Adjustments	0.000	0.000	0.000	0.000	0.000
Flexible & Other - Total Available	239.216	181.173	98.709	87.717	69.625
Flexible & Other - Programmed	348.866	185.827	103.086	94.160	75.398
Statewide Safety - Available					
Statewide Safety - FFOS	0.000	0.000	0.159	16.083	13.407
Statewide Safety - Fund Transfers	2.373	2.163	1.090	0.000	0.000
Statewide Safety - Carryover	-0.014	0.000	0.000	0.000	0.000
Award and Completed Project Adjustments	0.000	0.000	0.000	0.000	0.000
Statewide Safety - Total Available	2.359	2.163	1.249	16.083	13.407
Statewide Safety - Programmed	2.899	3.173	1.394	17.574	15.090
Statewide Major Projects & Emerging Needs - Available					
Statewide Major Projects & Emerging Needs - FFOS	0.000	0.000	0.000	0.000	0.000
Statewide Major Projects & Emerging Needs - Fund Transfers	0.000	0.000	0.000	0.000	0.000
Statewide Major Projects & Emerging Needs - Carryover	19.690	0.000	0.000	0.000	0.000
Award and Completed Project Adjustments	0.000	0.000	0.000	0.000	0.000
Statewide Major Projects & Emerging Needs - Total Available	19.690	0.000	0.000	0.000	0.000
Statewide Major Projects & Emerging Needs - Programmed	0.000	0.000	0.000	0.000	0.000
Statewide Amendment 3 - Available					
Statewide Amendment 3 - FFOS	25.000	0.000	0.000	0.000	0.000
Statewide Amendment 3 - Fund Transfers	18.409	0.000	0.000	0.000	0.000
Statewide Amendment 3 - Carryover	-35.458	0.000	0.000	0.000	0.000
Award and Completed Project Adjustments	0.000	0.000	0.000	0.000	0.000
Statewide Amendment 3 - Total Available	7.951	0.000	0.000	0.000	0.000
Statewide Amendment 3 - Programmed	43.409	0.000	0.000	0.000	0.000

Note: Three percent inflation compounded annually applied to program years 2021 - 2024

Two percent construction contingency applied to construction.

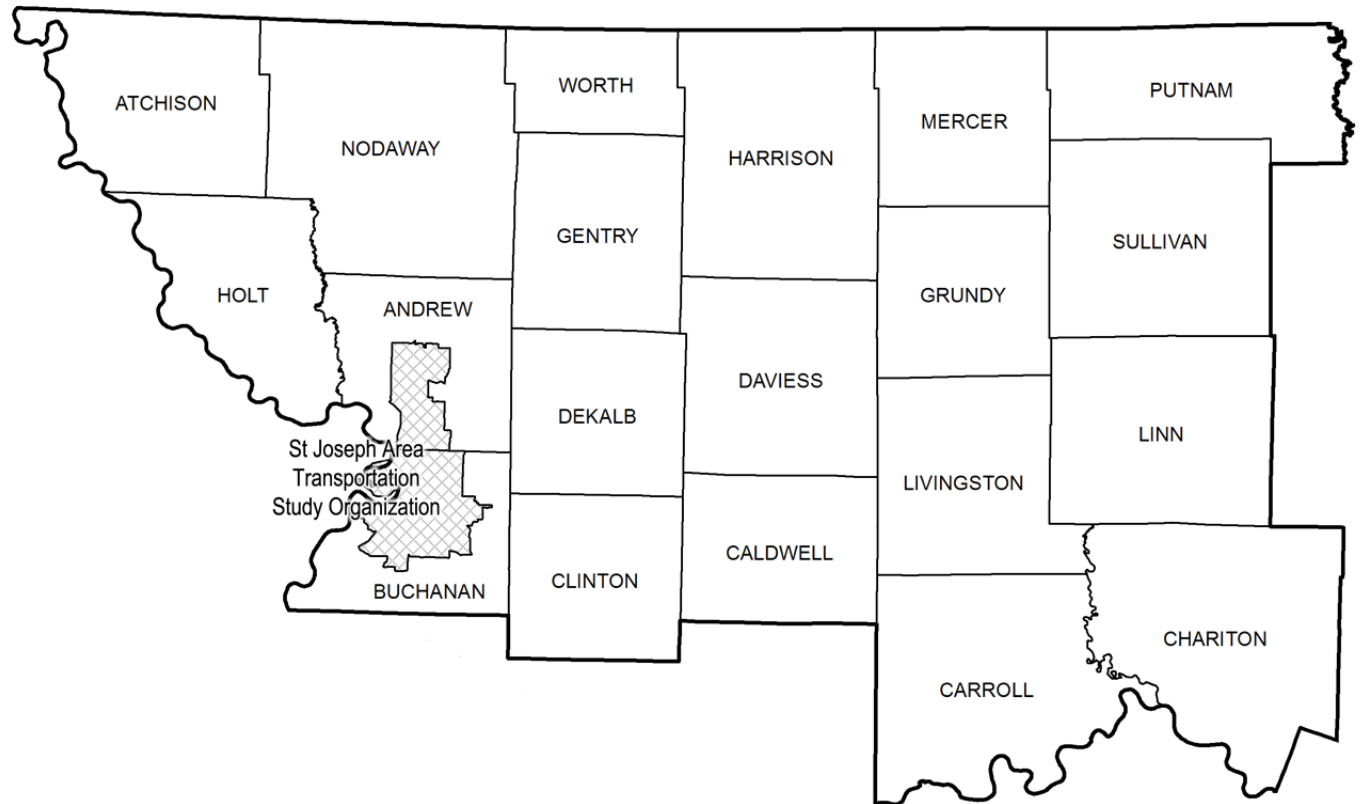
District Program Summary**Statewide Totals**

(Dollars in Millions)

Amounts include construction and right of way, excludes engineering.

Total Categorized Funding Available by SFY	927.592	785.559	908.866	760.833	748.947
Total Flexible Funds Available	313.750	187.986	23.090	127.067	-24.037
Adjustments	95.364	7.141	4.898	-3.557	0.000
Carryovers	-285.923				
Total Available by SFY	1,241.342	973.545	931.956	887.900	724.910
Total Programmed by SFY	1,337.186	983.381	924.194	380.379	305.355

*Note: Three percent inflation compounded annually applied to program years 2021 - 2024
Two percent construction contingency applied to construction.*



MoDOT's Northwest District

Projects in Section 4 shaded in gray represent conditional commitments. If the level of federal funding is reduced, the projects shaded in gray will be delayed to future years.

PROJECT DESCRIPTION KEY

2020-2024 Highway and Bridge Construction Schedule

Construction contingency applied to construction cost in the year the project is awarded.

Three percent project growth factor compounded annually is applied to right-of-way and construction in program years 2, 3, 4, and 5.

No inflation is applied to the Funding From Other Sources (FFOS) or Payments.

Engineering includes PE costs, CE costs, and R/W incidentals.

						STATE FISCAL YEAR PROJECT BUDGETING					
						Prior Prog.	7/2019 6/2020	7/2020 6/2021	7/2021 6/2022	7/2022 6/2023	7/2023 6/2024
County:	XX					Engineering:	99	9	0	0	0
Route:	XX					R/W:	0	0	99	0	0
Job No.:						Construction:	0	0	0	999	0
Length:						FFOS:	0	0	0	99	0
Fund Cat:	MPO:	Fed:	State:	Local:		Payments:	0	99	0	0	0
Sec Cat:	Award Date	Anticipated Fed Cat:									
TIP#:	Let With:	Future Cost:	Estimate Total:								

Anticipated Federal
Funding Category^

Estimated cost range beyond 2024.

Date project is to be awarded to begin
construction (Season and calendar year
for 2019 & 2020. SFY only beyond 2020).

Projects let in combination.

Metropolitan Planning Organization (Y/N).

Project description and location.

County location of project.

Route location of project.

Project number used to track
project costs.

Total length in 1/100 miles.

Primary Funding Category.*

Secondary Funding Category.**

Transportation Improvement Program
number (MPO projects only).

Total project cost estimate.

Federal, Advanced CN-State,
State and Local share of project
costs.

Dollars programmed
in previous STIPs.

Dollars funded
from other
sources.

Dollars for construction,
utilities and
contingency.

Dollars for right-of-way
(land acquisition).

Dollars to be paid back for
accelerating the project or
payments to others.

Dollars for engineering that include
preliminary engineering, construction
engineering and right-of-way incidentals.

*Primary Funding Category:

Take Care of System
Statewide Interstate & Major Bridge
Safety
Statewide Safety
Flexible & Other
Amendment 3

**Secondary Funding Category:

Enhancements
Low Type Resurfacing
N - Ada Trans (ADA Transition Plan)
Preventive Maint (Preventive Maintenance)
Regional
Rehab And Reconst (Rehabilitation and Reconstruction)
Routine Maintenance
Safety
Systems Operations
Thin Lift Overlay
Urban Safety

^Anticipated Federal Funding Category:

CMAQ - Congestion Mitigation and Air Quality.

* Usually 80% Federal & 20% State funds.

Earmark - usually 80% Federal & 20% State funds.

NHFP - National Highway Freight Program.

* Usually 80% Federal & 20% State funds.

NHPP - National Highway Performance Program.

* Usually 80% Federal & 20% State funds.

* Sometimes 90% Federal & 10% State funds.

Safety - usually 90% Federal & 10% State funds.

State - No federal funds, state only funded.

STBG - Surface Transportation Block Grant program.

* Usually 80% Federal & 20% State funds.

(All Costs in Thousands)



2020-2024 Highway and Bridge Construction Schedule

Transportation Planning

P.O. Box 270
Jefferson City, MO 65102

Construction contingency applied to construction cost in the year the project is awarded.

Three percent project growth factor compounded annually is applied to right-of-way and construction costs in program years 2, 3, 4, and 5.

No inflation is applied to the Funding From Other Sources (FFOS) or Payments.

Engineering includes PE costs, CE costs and R/W incidentals.

Construction contingency applied to construction cost in the year the project is awarded. Three percent project growth factor compounded annually is applied to right-of-way and construction costs in program years 2, 3, 4, and 5. No inflation is applied to the Funding From Other Sources (FFOS) or Payments. Engineering includes PE costs, CE costs and R/W incidentals.							STATE FISCAL YEAR PROJECT BUDGETING					
							Prior Prog.	7/2019- 6/2020	7/2020- 6/2021	7/2021- 6/2022	7/2022- 6/2023	7/2023- 6/2024
County: Andrew Route: IS 229 Job No.: 113233 Length: 10.97 MPO: Y Fund Cat: Statewide Interstate And Major Bridge Sec Cat: Rehab And Reconst Awd Date: Summer 20 TIP #: RR-2019-09 Let With:	Pavement resurfacing from the I-29 interchange, north of St. Joseph, to 22nd Street (Rte. 371). Excludes bridge along Missouri River in St. Joseph. AC-State: 6,343 State: 705 Local: 0 Anticipated Fed Cat: NHPP Future Cost: 0 Estimate Total: 7,121			Engineering: 73 R/W: 0 Construction: 0 FFOS: 0 Payments: 0	113 0 0 0 0	475 0 6,460 0 0	0 0 0 0 0	0 0 0 0 0				
County: Andrew Route: IS 29 Job No.: 113109 Length: 0.07 MPO: N Fund Cat: Statewide Interstate And Major Bridge Sec Cat: Rehab And Reconst Awd Date: Fall 19 TIP #: BP-2018-02 Let With: 113241	Bridge replacement over Hopkins Creek, 0.2 mile south of Rte. T near Amazonia. Project involves twin bridges A1293. Fed: 0 State: 5,335 Local: 0 Anticipated Fed Cat: State Future Cost: 0 Estimate Total: 5,843			Engineering: 498 R/W: 10 Construction: 0 FFOS: 0 Payments: 0	469 0 4,866 0 0	0 0 0 0 0	0 0 0 0 0	0 0 0 0 0				
County: Andrew Route: IS 29 Job No.: 113241 Length: 0.02 MPO: N Fund Cat: Taking Care Of System Sec Cat: Preventive Maint Awd Date: Fall 19 TIP #: BR-2019-01 Let With: 113109	Bridge rehabilitation on bridge over Rte. T, near Amazonia. Project involves twin bridges A1292. Fed: 0 State: 1,169 Local: 0 Anticipated Fed Cat: State Future Cost: 0 Estimate Total: 1,184			Engineering: 15 R/W: 0 Construction: 0 FFOS: 0 Payments: 0	169 0 1,000 0 0	0 0 0 0 0	0 0 0 0 0	0 0 0 0 0				
County: Andrew Route: IS 29 Job No.: 113262 Length: 0.05 MPO: N Fund Cat: Taking Care Of System Sec Cat: Rehab And Reconst Awd Date: 2023 TIP #: Let With:	Bridge rehabilitation over Mill Creek, 2.2 miles north of Rte. K, near Amazonia. Project involves bridges A1290 in the northbound and southbound lanes. Fed: 1,255 State: 313 Local: 0 Anticipated Fed Cat: NHPP Future Cost: 0 Estimate Total: 1,573			Engineering: 5 R/W: 0 Construction: 0 FFOS: 0 Payments: 0	5 0 0 0 0	5 0 0 0 0	27 0 0 0 0	100 0 1,431 0 0				
County: Andrew Route: MO 48 Job No.: 1S3133 Length: 0.10 MPO: N Fund Cat: Taking Care Of System Sec Cat: Rehab And Reconst Awd Date: Winter 20 TIP #: Let With: 1S0588	Bridge replacement over Agee Creek, 2 miles east of Rte. D near Whitesville. Project involves bridge K0085. Fed: 450 State: 112 Local: 0 Anticipated Fed Cat: NHPP Future Cost: 0 Estimate Total: 612			Engineering: 50 R/W: 0 Construction: 0 FFOS: 0 Payments: 0	52 5 505 0 0	0 0 0 0 0	0 0 0 0 0	0 0 0 0 0				

* Subject to the approval of the Transportation Improvement Program by the governing Metropolitan Planning Organization.



2020-2024 Highway and Bridge Construction Schedule

Transportation Planning

P.O. Box 270
Jefferson City, MO 65102

Construction contingency applied to construction cost in the year the project is awarded.

Three percent project growth factor compounded annually is applied to right-of-way and construction costs in program years 2, 3, 4, and 5.

No inflation is applied to the Funding From Other Sources (FFOS) or Payments.

Engineering includes PE costs, CE costs and R/W incidentals.

Construction contingency applied to construction cost in the year the project is awarded. Three percent project growth factor compounded annually is applied to right-of-way and construction costs in program years 2, 3, 4, and 5. No inflation is applied to the Funding From Other Sources (FFOS) or Payments. Engineering includes PE costs, CE costs and R/W incidentals.										STATE FISCAL YEAR PROJECT BUDGETING					
										Prior Prog.	7/2019- 6/2020	7/2020- 6/2021	7/2021- 6/2022	7/2022- 6/2023	7/2023- 6/2024
County: Andrew Route: US 59 Job No.: 1S3251 Length: 0.05 MPO: N Fund Cat: Taking Care Of System Sec Cat: Rehab And Reconst Awd Date: 2021 Anticipated Fed Cat: STBG TIP #: Let With: Future Cost: 0 Estimate Total: 410	Bridge rehabilitation over I-29, 1.2 miles south of the Nodaway River, near Savannah. Project involves bridge A1288.				Engineering: 3 R/W: 0 Construction: 0 FFOS: 0 Payments: 0	8 0 0 0 0	29 0 370 0 0	0 0 0 0 0	0 0 0 0 0						
County: Andrew Route: US 59 Job No.: 1S3299 Length: 6.21 MPO: Y Fund Cat: Taking Care Of System Sec Cat: Low Type Resurfacing Awd Date: Fall 20 Anticipated Fed Cat: STBG TIP #: Let With: Future Cost: 0 Estimate Total: 655	Pavement resurfacing from Rte. 71, west of Savannah, to I-29 near Fillmore.				Engineering: 0 R/W: 0 Construction: 0 FFOS: 0 Payments: 0	15 0 0 0 0	45 0 595 0 0	0 0 0 0 0	0 0 0 0 0						
County: Andrew Route: RT DD Job No.: 1S3171 Length: 7.61 MPO: Y Fund Cat: Taking Care Of System Sec Cat: Low Type Resurfacing Awd Date: Winter 20 Anticipated Fed Cat: STBG TIP #: RR-2018-08 Let With: 1S3197, 1S3196 Future Cost: 0 Estimate Total: 630	Pavement resurfacing from Rte. T, in Savannah, to Rte. 59 in Country Club Village.				Engineering: 20 R/W: 0 Construction: 0 FFOS: 0 Payments: 0	47 0 563 0 0	0 0 0 0 0	0 0 0 0 0	0 0 0 0 0						
County: Andrew Route: RT M Job No.: 1S3305 Length: 5.45 MPO: N Fund Cat: Taking Care Of System Sec Cat: Low Type Resurfacing Awd Date: 2022 Anticipated Fed Cat: STBG TIP #: Let With: Future Cost: 0 Estimate Total: 492	Pavement resurfacing from Rte. 48 to Rte. 169 near Union Star.				Engineering: 0 R/W: 0 Construction: 0 FFOS: 0 Payments: 0	2 0 0 0 0	6 0 0 0 0	34 0 450 0 0	0 0 0 0 0						
County: Andrew Route: RT T Job No.: 1S3248 Length: 10.09 MPO: Y Fund Cat: Taking Care Of System Sec Cat: Preventive Maint Awd Date: Winter 20 Anticipated Fed Cat: STBG TIP #: RR-2019-10 Let With: 1P1043B, 1S3195B, 1S3285 Future Cost: 0 Estimate Total: 300	Pavement preservation treatment from Rte. DD, in Savannah, to end of route.				Engineering: 25 R/W: 0 Construction: 0 FFOS: 0 Payments: 0	27 0 248 0 0	0 0 0 0 0	0 0 0 0 0	0 0 0 0 0						

* Subject to the approval of the Transportation Improvement Program by the governing Metropolitan Planning Organization.

Jun-13-2019

Section 4 - 2

District Northwest

Dollars in Thousands



2020-2024 Highway and Bridge Construction Schedule

Transportation Planning

P.O. Box 270
Jefferson City, MO 65102

Construction contingency applied to construction cost in the year the project is awarded.

Three percent project growth factor compounded annually is applied to right-of-way and construction costs in program years 2, 3, 4, and 5.

No inflation is applied to the Funding From Other Sources (FFOS) or Payments.

Engineering includes PE costs, CE costs and R/W incidentals.

Construction contingency applied to construction cost in the year the project is awarded. Three percent project growth factor compounded annually is applied to right-of-way and construction costs in program years 2, 3, 4, and 5. No inflation is applied to the Funding From Other Sources (FFOS) or Payments. Engineering includes PE costs, CE costs and R/W incidentals.												STATE FISCAL YEAR PROJECT BUDGETING					
												Prior Prog.	7/2019- 6/2020	7/2020- 6/2021	7/2021- 6/2022	7/2022- 6/2023	7/2023- 6/2024
County: Atchison Route: MO 111 Job No.: 1S3203 Length: 0.06 MPO: N Fund Cat: Taking Care Of System Sec Cat: Rehab And Reconst Awd Date: 2022 Anticipated Fed Cat: NHPP TIP #: Let With: Future Cost: 0 Estimate Total: 1,117	Bridge rehabilitation over I-29, 2.9 miles south of Rock Port. Project involves bridge A2708.					Engineering: 4 R/W: 0 Construction: 0 FFOS: 0 Payments: 0	5 0 0 0 0	25 0 0 0 0	72 0 1,011 0 0	0 0 0 0 0	0 0 0 0 0						
County: Atchison Route: US 136 Job No.: 1P3193 Length: 11.44 MPO: N Fund Cat: Taking Care Of System Sec Cat: Preventive Maint Awd Date: Winter 20 Anticipated Fed Cat: NHPP TIP #: Let With: 1P3274 Future Cost: 0 Estimate Total: 547	Pavement preservation treatment from I-29, in Rock Port, to Rte. O near Tarkio.					Engineering: 36 R/W: 0 Construction: 0 FFOS: 0 Payments: 0	47 0 464 0 0	0 0 0 0 0	0 0 0 0 0	0 0 0 0 0	0 0 0 0 0						
County: Atchison Route: US 136 Job No.: 1P3274 Length: 17.11 MPO: N Fund Cat: Taking Care Of System Sec Cat: Preventive Maint Awd Date: Winter 20 Anticipated Fed Cat: NHPP TIP #: Let With: 1P3193 Future Cost: 0 Estimate Total: 496	Pavement preservation treatment from Missouri River bridge to I-29 at Rock Port, and from Little Tarkio Creek, east of Tarkio, to Rte. 71. Two disconnected sections.					Engineering: 5 R/W: 0 Construction: 0 FFOS: 0 Payments: 0	36 0 455 0 0	0 0 0 0 0	0 0 0 0 0	0 0 0 0 0	0 0 0 0 0						
County: Atchison Route: IS 29 Job No.: 0I3006B Length: 108.00 MPO: Y Fund Cat: Statewide Interstate And Major Bridge Sec Cat: Preventive Maint Awd Date: Spring 20 Anticipated Fed Cat: NHPP TIP #: Let With: Future Cost: 0 Estimate Total: 540	Job Order Contracting for pavement repair from the Iowa State line to Platte County line. Includes I-229 in Andrew and Buchanan Counties.					Engineering: 0 R/W: 0 Construction: 0 FFOS: 0 Payments: 0	40 0 500 0 0	0 0 0 0 0	0 0 0 0 0	0 0 0 0 0	0 0 0 0 0						
County: Atchison Route: IS 29 Job No.: 0I3007B Length: 108.00 MPO: Y Fund Cat: Statewide Interstate And Major Bridge Sec Cat: Preventive Maint Awd Date: 2021 Anticipated Fed Cat: NHPP TIP #: Let With: Future Cost: 0 Estimate Total: 550	Job Order Contracting for pavement repair from the Iowa State line to Platte County line. Includes I-229 in Andrew and Buchanan Counties.					Engineering: 0 R/W: 0 Construction: 0 FFOS: 0 Payments: 0	0 0 0 0 0	35 0 515 0 0	0 0 0 0 0	0 0 0 0 0	0 0 0 0 0						

* Subject to the approval of the Transportation Improvement Program by the governing Metropolitan Planning Organization.

Jun-13-2019

Section 4 - 3

District Northwest

Dollars in Thousands



2020-2024 Highway and Bridge Construction Schedule

Transportation Planning

P.O. Box 270
Jefferson City, MO 65102

Construction contingency applied to construction cost in the year the project is awarded.

Three percent project growth factor compounded annually is applied to right-of-way and construction costs in program years 2, 3, 4, and 5.

No inflation is applied to the Funding From Other Sources (FFOS) or Payments.

Engineering includes PE costs, CE costs and R/W incidentals.

Construction contingency applied to construction cost in the year the project is awarded. Three percent project growth factor compounded annually is applied to right-of-way and construction costs in program years 2, 3, 4, and 5. No inflation is applied to the Funding From Other Sources (FFOS) or Payments. Engineering includes PE costs, CE costs and R/W incidentals.							STATE FISCAL YEAR PROJECT BUDGETING					
							Prior Prog.	7/2019- 6/2020	7/2020- 6/2021	7/2021- 6/2022	7/2022- 6/2023	7/2023- 6/2024
County: Atchison Route: IS 29 Job No.: 113110 Length: 0.25 MPO: N Fund Cat: Taking Care Of System Sec Cat: Rehab And Reconst Awd Date: 2021 Anticipated Fed Cat: NHPP TIP #: Let With: Future Cost: 0 Estimate Total: 4,809	Bridge rehabilitation over the Nishnabotna River, 1 mile south of the Iowa State line. Involves twin bridges A2369.						Engineering: 89 R/W: 0 Construction: 0 FFOS: 0 Payments: 0	105 0 0 0 0	308 0 4,307 0 0	0 0 0 0 0	0 0 0 0 0	
County: Atchison Route: IS 29 Job No.: 113231 Length: 8.56 MPO: N Fund Cat: Taking Care Of System Sec Cat: Rehab And Reconst Awd Date: 2022 Anticipated Fed Cat: NHPP TIP #: Let With: Future Cost: 0 Estimate Total: 4,951	Pavement resurfacing from Rte. 111, near Rock Port, to Rte. W.						Engineering: 10 R/W: 0 Construction: 0 FFOS: 0 Payments: 0	17 0 0 0 0	85 0 0 0 0	357 0 4,482 0 0	0 0 0 0 0	
County: Atchison Route: IS 29 Job No.: 113280 Length: 0.03 MPO: N Fund Cat: Taking Care Of System Sec Cat: Rehab And Reconst Awd Date: 2023 Anticipated Fed Cat: NHPP TIP #: Let With: Future Cost: 0 Estimate Total: 1,578	Bridge rehabilitation over Mill Creek, 0.2 mile south of Rte. Z near Corning. Project involves bridges A2714.						Engineering: 2 R/W: 0 Construction: 0 FFOS: 0 Payments: 0	6 0 0 0 0	5 0 0 0 0	31 0 0 0 0	108 0 1,426 0 0	
County: Atchison Route: RT U Job No.: 1S3204 Length: 0.02 MPO: N Fund Cat: Taking Care Of System Sec Cat: Rehab And Reconst Awd Date: Fall 19 Anticipated Fed Cat: State TIP #: Let With: 1S3070, 1S3162, 1S3071 Future Cost: 0 Estimate Total: 305	Bridge rehabilitation over Drainage Ditch, 1.3 miles south of Rte. 136 near Phelps City. Project involves bridge R0475.						Engineering: 12 R/W: 0 Construction: 0 FFOS: 0 Payments: 0	23 0 270 0 0	0 0 0 0 0	0 0 0 0 0	0 0 0 0 0	
County: Buchanan Route: MO 116 Job No.: 1S3129 Length: 0.12 MPO: N Fund Cat: Taking Care Of System Sec Cat: Rehab And Reconst Awd Date: Summer 19 Anticipated Fed Cat: NHPP TIP #: Let With: Future Cost: 0 Estimate Total: 1,723	Bridge replacement and add guardrail over I-29, 1 mile east of Rte. 371 near Faucett. Project involves bridge A0074.						Engineering: 171 R/W: 10 Construction: 0 FFOS: 0 Payments: 0	117 0 1,425 0 0	0 0 0 0 0	0 0 0 0 0	0 0 0 0 0	

* Subject to the approval of the Transportation Improvement Program by the governing Metropolitan Planning Organization.

Jun-13-2019

Section 4 - 4

District Northwest

Dollars in Thousands



2020-2024 Highway and Bridge Construction Schedule

Transportation Planning

P.O. Box 270
Jefferson City, MO 65102

Construction contingency applied to construction cost in the year the project is awarded.

Three percent project growth factor compounded annually is applied to right-of-way and construction costs in program years 2, 3, 4, and 5.

No inflation is applied to the Funding From Other Sources (FFOS) or Payments.

Engineering includes PE costs, CE costs and R/W incidentals.

Construction contingency applied to construction cost in the year the project is awarded. Three percent project growth factor compounded annually is applied to right-of-way and construction costs in program years 2, 3, 4, and 5. No inflation is applied to the Funding From Other Sources (FFOS) or Payments. Engineering includes PE costs, CE costs and R/W incidentals.							STATE FISCAL YEAR PROJECT BUDGETING						
							Prior Prog.	7/2019- 6/2020	7/2020- 6/2021	7/2021- 6/2022	7/2022- 6/2023	7/2023- 6/2024	
County: Buchanan	Pavement preservation treatment from Rte. FF, in St. Joseph, to the Clay County line.						Engineering:	35	44	0	0	0	0
Route: US 169							R/W:	0	0	0	0	0	0
Job No.: 1S3195B							Construction:	0	429	0	0	0	0
Length: 24.26	MPO: Y					FFOS:	0	0	0	0	0	0	
Fund Cat: Taking Care Of System	AC-State: 378	State: 95	Local: 0				Payments:	0	0	0	0	0	
Sec Cat: Preventive Maint	Awd Date: Winter 20	Anticipated Fed Cat: STBG											
TIP #: RR-2019-11	Let With: 1P1043B, 1S3285, 1S3248	Future Cost: 0				Estimate Total: 508							
County: Buchanan	Pavement resurfacing from I-29 to Mitchell Avenue in St. Joseph, and includes Fredrick Blvd. (Rte. 6) from Belt Hwy. to I-29.						Engineering:	20	168	0	0	0	0
Route: US 169							R/W:	0	0	0	0	0	0
Job No.: 1S3249							Construction:	0	1,797	0	0	0	0
Length: 5.16	MPO: Y					FFOS:	0	0	0	0	0	0	
Fund Cat: Taking Care Of System	Fed: 1,572	State: 393	Local: 0				Payments:	0	0	0	0	0	
Sec Cat: Thin Lift Overlay	Awd Date: Spring 20	Anticipated Fed Cat: NHPP											
TIP #: RR-2019-04	Let With: 1S3257	Future Cost: 0				Estimate Total: 1,985							
County: Buchanan	Pavement resurfacing from Mitchell Avenue To Rte. FF in St. Joseph.						Engineering:	5	163	0	0	0	0
Route: US 169							R/W:	0	0	0	0	0	0
Job No.: 1S3257							Construction:	0	1,646	0	0	0	0
Length: 3.19	MPO: Y					FFOS:	0	0	0	0	0	0	
Fund Cat: Taking Care Of System	Fed: 1,447	State: 362	Local: 0				Payments:	0	0	0	0	0	
Sec Cat: Thin Lift Overlay	Awd Date: Spring 20	Anticipated Fed Cat: NHPP											
TIP #: RR-2019-05	Let With: 1S3249	Future Cost: 0				Estimate Total: 1,814							
County: Buchanan	Pavement preservation treatment from 1.5 miles south of Rte. O to Platte County line near Dearborn.						Engineering:	96	184	0	0	0	0
Route: IS 29							R/W:	0	0	0	0	0	0
Job No.: 1I3183							Construction:	0	2,533	0	0	0	0
Length: 8.86	MPO: Y					FFOS:	0	0	0	0	0	0	
Fund Cat: Statewide Interstate And Major Bridge	Fed: 2,446	State: 271	Local: 0				Payments:	0	0	0	0	0	
Sec Cat: Preventive Maint	Awd Date: Fall 19	Anticipated Fed Cat: NHPP											
TIP #: RR-2018-02	Let With:	Future Cost: 0				Estimate Total: 2,813							
County: Buchanan	Pavement preservation treatment on various routes in Buchanan, Clinton, DeKalb and Daviess Counties.						Engineering:	5	148	0	0	0	0
Route: MO 31							R/W:	0	0	0	0	0	0
Job No.: 1S3285							Construction:	0	1,713	0	0	0	0
Length: 75.31	MPO: N					FFOS:	0	0	0	0	0	0	
Fund Cat: Taking Care Of System	Fed: 1,488	State: 373	Local: 0				Payments:	0	0	0	0	0	
Sec Cat: Preventive Maint	Awd Date: Winter 20	Anticipated Fed Cat: NHPP											
TIP #: RR-2018-02	Let With: 1P1043B, 1S3195B, 1S3248	Future Cost: 0				Estimate Total: 1,866							

* Subject to the approval of the Transportation Improvement Program by the governing Metropolitan Planning Organization.

Jun-13-2019

Section 4 - 5

District Northwest

Dollars in Thousands



2020-2024 Highway and Bridge Construction Schedule

Transportation Planning

P.O. Box 270
Jefferson City, MO 65102

Construction contingency applied to construction cost in the year the project is awarded.

Three percent project growth factor compounded annually is applied to right-of-way and construction costs in program years 2, 3, 4, and 5.

No inflation is applied to the Funding From Other Sources (FFOS) or Payments.

Engineering includes PE costs, CE costs and R/W incidentals.

Construction contingency applied to construction cost in the year the project is awarded. Three percent project growth factor compounded annually is applied to right-of-way and construction costs in program years 2, 3, 4, and 5. No inflation is applied to the Funding From Other Sources (FFOS) or Payments. Engineering includes PE costs, CE costs and R/W incidentals.							STATE FISCAL YEAR PROJECT BUDGETING						
							Prior Prog.	7/2019- 6/2020	7/2020- 6/2021	7/2021- 6/2022	7/2022- 6/2023	7/2023- 6/2024	
County: Buchanan	Pavement resurfacing from Missouri River bridge to 0.75 mile east of Rte. AC in St. Joseph.						Engineering:	64	71	325	0	0	0
Route: US 36							R/W:	0	0	0	0	0	0
Job No.: 1P0862							Construction:	0	0	4,436	0	0	0
Length: 5.68	MPO: Y						FFOS:	0	0	0	0	0	0
Fund Cat: Taking Care Of System						Fed: 3,866	State: 966	Local: 0					
Sec Cat: Rehab And Reconst	Awd Date: Fall 20	Anticipated Fed Cat: NHPP					Payments:	0	0	0	0	0	0
TIP #: RR-2019-06	Let With:	Future Cost: 0					Estimate Total: 4,896						
County: Buchanan	Payback from the Economic Development program to Buchanan County Agri-Business Center Board in SFY 2021 for the design, engineering and right of way for project 1P3035. \$357,000 Economic Development funds.						Engineering:	1	1	1	0	0	0
Route: US 36							R/W:	0	0	0	0	0	0
Job No.: 1P3035Z							Construction:	0	0	0	0	0	0
Length: 0.50	MPO: Y						FFOS:	0	0	357	0	0	0
Fund Cat: Flexible & Other						Fed: 0	State: 359	Local: 0					
Sec Cat: Regional	Awd Date: N/A	Anticipated Fed Cat: State					Payments:	0	0	357	0	0	0
TIP #:	Let With:	Future Cost: 0					Estimate Total: 360						
County: Buchanan	Bridge rehabilitation over the Missouri River, on eastbound and westbound lanes bridges, in St. Joseph. Project involves bridges A3664. \$4,500,000 Kansas Department of Transportation.						Engineering:	0	14	67	672	0	0
Route: US 36							R/W:	0	0	0	0	0	0
Job No.: 1P3295							Construction:	0	0	0	9,548	0	0
Length: 0.15	MPO: Y						FFOS:	0	0	0	4,500	0	0
Fund Cat: Statewide Interstate And Major Bridge						Fed: 5,650	State: 151	Local: 4,500					
Sec Cat: Rehab And Reconst	Awd Date: 2022	Anticipated Fed Cat: NHPP					Payments:	0	0	0	0	0	0
TIP #:	Let With:	Future Cost: 0					Estimate Total: 10,301						
County: Buchanan	Job Order Contracting for asphalt pavement and shoulder repair within the Northwest District.						Engineering:	0	40	0	0	0	0
Route: US 36							R/W:	0	0	0	0	0	0
Job No.: 1P3298							Construction:	0	500	0	0	0	0
Length: 109.00	MPO: Y						FFOS:	0	0	0	0	0	0
Fund Cat: Taking Care Of System						AC-State: 432	State: 108	Local: 0					
Sec Cat: Preventive Maint	Awd Date: Spring 20	Anticipated Fed Cat: STBG					Payments:	0	0	0	0	0	0
TIP #:	Let With:	Future Cost: 0					Estimate Total: 540						
County: Buchanan	Pavement preservation treatment in eastbound and westbound lanes from 0.75 miles east of Rte. AC to east of Rte. 31 (north), near Easton.						Engineering:	0	20	79	0	0	0
Route: US 36							R/W:	0	0	0	0	0	0
Job No.: 1P3310							Construction:	0	0	1,030	0	0	0
Length: 11.08	MPO: Y						FFOS:	0	0	0	0	0	0
Fund Cat: Taking Care Of System						AC-State: 903	State: 226	Local: 0					
Sec Cat: Preventive Maint	Awd Date: Fall 20	Anticipated Fed Cat: NHPP					Payments:	0	0	0	0	0	0
TIP #:	Let With:	Future Cost: 0					Estimate Total: 1,129						

* Subject to the approval of the Transportation Improvement Program by the governing Metropolitan Planning Organization.

Jun-13-2019

Section 4 - 6

District Northwest

Dollars in Thousands



2020-2024 Highway and Bridge Construction Schedule

Transportation Planning

P.O. Box 270
Jefferson City, MO 65102

Construction contingency applied to construction cost in the year the project is awarded.

Three percent project growth factor compounded annually is applied to right-of-way and construction costs in program years 2, 3, 4, and 5.

No inflation is applied to the Funding From Other Sources (FFOS) or Payments.

Engineering includes PE costs, CE costs and R/W incidentals.

Construction contingency applied to construction cost in the year the project is awarded. Three percent project growth factor compounded annually is applied to right-of-way and construction costs in program years 2, 3, 4, and 5. No inflation is applied to the Funding From Other Sources (FFOS) or Payments. Engineering includes PE costs, CE costs and R/W incidentals.							STATE FISCAL YEAR PROJECT BUDGETING						
							Prior Prog.	7/2019- 6/2020	7/2020- 6/2021	7/2021- 6/2022	7/2022- 6/2023	7/2023- 6/2024	
County: Buchanan	Pavement resurfacing from Rte. AC, in St. Joseph, to Rte. 31 near Clarksdale.						Engineering:	79	167	0	0	0	0
Route: MO 6							R/W:	0	0	0	0	0	0
Job No.: 1P3072							Construction:	0	1,966	0	0	0	0
Length: 11.06	MPO: Y						FFOS:	0	0	0	0	0	0
Fund Cat: Taking Care Of System						Fed: 1,707	State: 426	Local: 0	Payments:	0	0	0	0
Sec Cat: Thin Lift Overlay	Awd Date: Fall 19	Anticipated Fed Cat: STBG											
TIP #: RR-2018-09	Let With:	Future Cost: 0					Estimate Total: 2,212						
County: Buchanan	Pavement resurfacing from Rte. 169 to Rte. 116 near Gower.						Engineering:	17	37	0	0	0	0
Route: RT E							R/W:	0	0	0	0	0	0
Job No.: 1S3196							Construction:	0	478	0	0	0	0
Length: 8.57	MPO: N						FFOS:	0	0	0	0	0	0
Fund Cat: Taking Care Of System						AC-State: 411	State: 104	Local: 0	Payments:	0	0	0	0
Sec Cat: Low Type Resurfacing	Awd Date: Winter 20	Anticipated Fed Cat: STBG											
TIP #: 1S3197, 1S3171	Let With:	Future Cost: 0					Estimate Total: 532						
County: Buchanan	Rehabilitate bridges on various ramp bridges along I-229 and on the Faraon St. bridge over I-29, in St. Joseph. Project involves bridges A2224, A2226, A2227, A2228, A2229, A2230, A2231, A2838, A2847 and A6284.						Engineering:	0	25	134	0	0	0
Route: RP FRANCIS ST TO IS229N							R/W:	0	0	0	0	0	0
Job No.: 1I3297							Construction:	0	0	1,854	0	0	0
Length: 1.57	MPO: Y						FFOS:	0	0	0	0	0	0
Fund Cat: Taking Care Of System						Fed: 1,610	State: 403	Local: 0	Payments:	0	0	0	0
Sec Cat: Rehab And Reconst	Awd Date: 2021	Anticipated Fed Cat: NHPP											
TIP #: 1I3297	Let With:	Future Cost: 0					Estimate Total: 2,013						
County: Buchanan	Pavement resurfacing from Rte. 371, near Faucett, to Rte. 169 in Gower.						Engineering:	23	59	0	0	0	0
Route: RT H							R/W:	0	0	0	0	0	0
Job No.: 1S3197							Construction:	0	757	0	0	0	0
Length: 13.92	MPO: Y						FFOS:	0	0	0	0	0	0
Fund Cat: Taking Care Of System						AC-State: 654	State: 162	Local: 0	Payments:	0	0	0	0
Sec Cat: Low Type Resurfacing	Awd Date: Winter 20	Anticipated Fed Cat: STBG											
TIP #: RR-2018-10	Let With: 1S3171, 1S3196	Future Cost: 0					Estimate Total: 839						
County: Buchanan	Bridge rehabilitation over Contrary Creek, 5.5 miles east of Rte. 59 near St. Joseph. Project involves bridge A2001.						Engineering:	10	2	10	33	0	0
Route: RT U							R/W:	0	0	0	0	0	0
Job No.: 1S3058							Construction:	0	0	0	424	0	0
Length: 0.10	MPO: N						FFOS:	0	0	0	0	0	0
Fund Cat: Taking Care Of System						Fed: 376	State: 93	Local: 0	Payments:	0	0	0	0
Sec Cat: Rehab And Reconst	Awd Date: 2022	Anticipated Fed Cat: NHPP											
TIP #: 1S3058	Let With:	Future Cost: 0					Estimate Total: 479						

* Subject to the approval of the Transportation Improvement Program by the governing Metropolitan Planning Organization.



2020-2024 Highway and Bridge Construction Schedule

Transportation Planning

P.O. Box 270
Jefferson City, MO 65102

Construction contingency applied to construction cost in the year the project is awarded.

Three percent project growth factor compounded annually is applied to right-of-way and construction costs in program years 2, 3, 4, and 5.

No inflation is applied to the Funding From Other Sources (FFOS) or Payments.

Engineering includes PE costs, CE costs and R/W incidentals.

Construction contingency applied to construction cost in the year the project is awarded. Three percent project growth factor compounded annually is applied to right-of-way and construction costs in program years 2, 3, 4, and 5. No inflation is applied to the Funding From Other Sources (FFOS) or Payments. Engineering includes PE costs, CE costs and R/W incidentals.							STATE FISCAL YEAR PROJECT BUDGETING						
							Prior Prog.	7/2019- 6/2020	7/2020- 6/2021	7/2021- 6/2022	7/2022- 6/2023	7/2023- 6/2024	
County: Caldwell	Pavement preservation treatment from Rte. D to Rte. A in Braymer, except within the city limits of Polo.						Engineering:	10	25	0	0	0	0
Route: MO 116							R/W:	0	0	0	0	0	0
Job No.: 1S3195C							Construction:	0	292	0	0	0	0
Length: 18.41	MPO: N					FFOS:	0	0	0	0	0	0	
Fund Cat: Taking Care Of System			AC-State: 254	State: 63	Local: 0		Payments:	0	0	0	0	0	
Sec Cat: Preventive Maint	Awd Date: Winter 20	Anticipated Fed Cat: STBG											
TIP #: Let With: 1S3300			Future Cost: 0	Estimate Total: 327									
County: Caldwell	Bridge rehabilitation over the Union Pacific Railroad, 2 miles east of Rte. 13, near Polo. Project involves bridge A2167.						Engineering:	2	4	15	51	0	0
Route: MO 116							R/W:	0	0	0	0	0	0
Job No.: 1S3266							Construction:	0	0	0	694	0	0
Length: 0.03	MPO: N					FFOS:	0	0	0	0	0	0	
Fund Cat: Taking Care Of System			Fed: 611	State: 153	Local: 0		Payments:	0	0	0	0	0	
Sec Cat: Rehab And Reconst	Awd Date: 2022	Anticipated Fed Cat: NHPP											
TIP #: Let With:			Future Cost: 0	Estimate Total: 766									
County: Caldwell	Pavement resurfacing and add rumblestrips from Rte. HH, in Kingston, to the Ray County line. \$515,000 Open Container funds.						Engineering:	0	10	25	100	0	0
Route: MO 13							R/W:	0	0	0	0	0	0
Job No.: 1P3306							Construction:	0	0	0	1,316	0	0
Length: 8.12	MPO: N					FFOS:	0	0	0	515	0	0	
Fund Cat: Taking Care Of System			AC-State: 1,161	State: 290	Local: 0		Payments:	0	0	0	0	0	
Sec Cat: Low Type Resurfacing	Awd Date: 2022	Anticipated Fed Cat: STBG											
TIP #: Let With:			Future Cost: 0	Estimate Total: 1,451									
County: Caldwell	Pavement resurfacing, and upgrade guardrail in the westbound lanes from Rte. 13 to the Livingston County line, near Hamilton.						Engineering:	95	328	0	0	0	0
Route: US 36							R/W:	0	0	0	0	0	0
Job No.: 1P3165							Construction:	0	4,623	0	0	0	0
Length: 13.16	MPO: N					FFOS:	0	0	0	0	0	0	
Fund Cat: Taking Care Of System			Fed: 3,961	State: 990	Local: 0		Payments:	0	0	0	0	0	
Sec Cat: Thin Lift Overlay	Awd Date: Fall 19	Anticipated Fed Cat: NHPP											
TIP #: Let With:			Future Cost: 0	Estimate Total: 5,046									
County: Caldwell	Pavement resurfacing in the eastbound lane from DeKalb County line to 0.3 miles east of Rte. 13, near Hamilton.						Engineering:	0	28	69	298	0	0
Route: US 36							R/W:	0	0	0	0	0	0
Job No.: 1P3301							Construction:	0	0	0	3,978	0	0
Length: 11.54	MPO: N					FFOS:	0	0	0	0	0	0	
Fund Cat: Taking Care Of System			AC-State: 3,498	State: 875	Local: 0		Payments:	0	0	0	0	0	
Sec Cat: Thin Lift Overlay	Awd Date: 2022	Anticipated Fed Cat: NHPP											
TIP #: Let With:			Future Cost: 0	Estimate Total: 4,373									

* Subject to the approval of the Transportation Improvement Program by the governing Metropolitan Planning Organization.

Jun-13-2019

Section 4 - 8

District Northwest

Dollars in Thousands



2020-2024 Highway and Bridge Construction Schedule

Transportation Planning

P.O. Box 270
Jefferson City, MO 65102

Construction contingency applied to construction cost in the year the project is awarded.

Three percent project growth factor compounded annually is applied to right-of-way and construction costs in program years 2, 3, 4, and 5.

No inflation is applied to the Funding From Other Sources (FFOS) or Payments.

Engineering includes PE costs, CE costs and R/W incidentals.

						STATE FISCAL YEAR PROJECT BUDGETING					
						Prior Prog.	7/2019- 6/2020	7/2020- 6/2021	7/2021- 6/2022	7/2022- 6/2023	7/2023- 6/2024
County:	Carroll	Bridge rehabilitation over Hurricane Creek, 2.9 miles south of Rte. HH, near Hale.	Engineering:	2	4	10	27	0	0	0	0
Route:	MO 139	Project involve bridge R0470.	R/W:	0	0	0	0	0	0	0	0
Job No.:	1S3264		Construction:	0	0	0	364	0	0	0	0
Length:	0.02	MPO: N	FFOS:	0	0	0	0	0	0	0	0
Fund Cat:	Taking Care Of System	Fed: 323 State: 82 Local: 0	Payments:	0	0	0	0	0	0	0	0
Sec Cat:	Rehab And Reconst	Awd Date: 2022 Anticipated Fed Cat: NHPP									
TIP #:	Let With:	Future Cost: 0 Estimate Total: 407									
County:	Carroll	Bridge rehabilitation over Moss Creek Drainage Ditch, Burlington Northern Santa Fe	Engineering:	5	10	40	128	0	0	0	0
Route:	US 24	Railroad, Little Wakenda Creek, Rte. 65, outer road, Rte. 10. Project involves bridges	R/W:	0	0	0	0	0	0	0	0
Job No.:	1P3275	A2747, A2902, A2903, A2904, A2905, A2907 and A2947.	Construction:	0	0	0	1,591	0	0	0	0
Length:	0.43	MPO: N	FFOS:	0	0	0	0	0	0	0	0
Fund Cat:	Taking Care Of System	Fed: 1,415 State: 354 Local: 0	Payments:	0	0	0	0	0	0	0	0
Sec Cat:	Rehab And Reconst	Awd Date: 2022 Anticipated Fed Cat: NHPP									
TIP #:	Let With:	Future Cost: 0 Estimate Total: 1,774									
County:	Carroll	Pavement resurfacing from Rte. 65 to 1.5 miles east of Rte. 41 near DeWitt.	Engineering:	0	16	40	162	0	0	0	0
Route:	US 24		R/W:	0	0	0	0	0	0	0	0
Job No.:	1P3302		Construction:	0	0	0	2,130	0	0	0	0
Length:	14.68	MPO: N	FFOS:	0	0	0	0	0	0	0	0
Fund Cat:	Taking Care Of System	AC-State: 1,878 State: 470 Local: 0	Payments:	0	0	0	0	0	0	0	0
Sec Cat:	Thin Lift Overlay	Awd Date: 2022 Anticipated Fed Cat: NHPP									
TIP #:	Let With:	Future Cost: 0 Estimate Total: 2,348									
County:	Carroll	Pavement resurfacing, add shoulders, and upgrade guardrail from 1.9 miles east of Rte.	Engineering:	180	273	0	0	0	0	0	0
Route:	US 24	41, near Dewitt, to Rte. 5 in Keytesville. \$175,000 Open Container funds.	R/W:	0	5	0	0	0	0	0	0
Job No.:	2P2211		Construction:	0	3,821	0	0	0	0	0	0
Length:	17.44	MPO: N	FFOS:	0	175	0	0	0	0	0	0
Fund Cat:	Taking Care Of System	Fed: 3,280 State: 819 Local: 0	Payments:	0	0	0	0	0	0	0	0
Sec Cat:	Thin Lift Overlay	Awd Date: Winter 20 Anticipated Fed Cat: NHPP									
TIP #:	Let With:	Future Cost: 0 Estimate Total: 4,279									
County:	Carroll	Bridge replacement over Branch of Turkey Creek, 1.9 miles west of Rte. F. Project	Engineering:	3	7	12	19	0	0	0	0
Route:	RT C	involves bridge W0026.	R/W:	0	0	2	0	0	0	0	0
Job No.:	1S3209		Construction:	0	0	0	239	0	0	0	0
Length:	0.00	MPO: N	FFOS:	0	0	0	0	0	0	0	0
Fund Cat:	Taking Care Of System	Fed: 224 State: 55 Local: 0	Payments:	0	0	0	0	0	0	0	0
Sec Cat:	Rehab And Reconst	Awd Date: 2022 Anticipated Fed Cat: NHPP									
TIP #:	Let With: 1S3209C, 1S3209B	Future Cost: 0 Estimate Total: 282									

* Subject to the approval of the Transportation Improvement Program by the governing Metropolitan Planning Organization.

Jun-13-2019

Section 4 - 9

District Northwest

Dollars in Thousands



2020-2024 Highway and Bridge Construction Schedule

Transportation Planning

P.O. Box 270
Jefferson City, MO 65102

Construction contingency applied to construction cost in the year the project is awarded.

Three percent project growth factor compounded annually is applied to right-of-way and construction costs in program years 2, 3, 4, and 5.

No inflation is applied to the Funding From Other Sources (FFOS) or Payments.

Engineering includes PE costs, CE costs and R/W incidentals.

Construction contingency applied to construction cost in the year the project is awarded. Three percent project growth factor compounded annually is applied to right-of-way and construction costs in program years 2, 3, 4, and 5. No inflation is applied to the Funding From Other Sources (FFOS) or Payments. Engineering includes PE costs, CE costs and R/W incidentals.												STATE FISCAL YEAR PROJECT BUDGETING					
												Prior Prog.	7/2019- 6/2020	7/2020- 6/2021	7/2021- 6/2022	7/2022- 6/2023	7/2023- 6/2024
County: Carroll Bridge replacement over Turkey Creek, 1.9 miles west of Rte. F. Project involves bridge Route: RT C W0027. Job No.: 1S3209B Length: 0.01 MPO: N Fund Cat: Taking Care Of System Fed: 218 State: 53 Local: 0 Sec Cat: Rehab And Reconst Awd Date: 2022 Anticipated Fed Cat: NHPP TIP #: Let With: 1S3209C, 1S3209 Future Cost: 0 Estimate Total: 271						Engineering:	0	7	12	19	0	0					
						R/W:	0	0	2	0	0	0					
						Construction:	0	0	0	231	0	0					
						FFOS:	0	0	0	0	0	0					
						Payments:	0	0	0	0	0	0					
County: Carroll Bridge replacement over Turkey Creek, 0.8 mile east of Rte. D near Norborne. Project Route: RT E involves bridge L0181. Job No.: 1S3207 Length: 0.04 MPO: N Fund Cat: Taking Care Of System Fed: 998 State: 249 Local: 0 Sec Cat: Rehab And Reconst Awd Date: 2022 Anticipated Fed Cat: NHPP TIP #: Let With: Future Cost: 0 Estimate Total: 1,250						Engineering:	3	16	64	80	0	0					
						R/W:	0	0	6	0	0	0					
						Construction:	0	0	0	1,081	0	0					
						FFOS:	0	0	0	0	0	0					
						Payments:	0	0	0	0	0	0					
County: Carroll Bridge replacement over Lost Creek, 0.9 mile east of Rte. OO near Carrollton. Project Route: RT E involves bridge L0184. Job No.: 1S3208 Length: 0.01 MPO: N Fund Cat: Taking Care Of System Fed: 417 State: 103 Local: 0 Sec Cat: Rehab And Reconst Awd Date: 2022 Anticipated Fed Cat: NHPP TIP #: Let With: Future Cost: 0 Estimate Total: 523						Engineering:	3	12	28	33	0	0					
						R/W:	0	0	6	0	0	0					
						Construction:	0	0	0	441	0	0					
						FFOS:	0	0	0	0	0	0					
						Payments:	0	0	0	0	0	0					
County: Carroll Bridge rehabilitation over Turkey Creek, 5.8 miles east of Rte. 65 near Carrollton. Project Route: RT UU involves bridge N0910. Job No.: 1S3259 Length: 0.03 MPO: N Fund Cat: Taking Care Of System Fed: 374 State: 93 Local: 0 Sec Cat: Rehab And Reconst Awd Date: 2022 Anticipated Fed Cat: NHPP TIP #: Let With: Future Cost: 0 Estimate Total: 469						Engineering:	2	4	12	31	0	0					
						R/W:	0	0	0	0	0	0					
						Construction:	0	0	0	420	0	0					
						FFOS:	0	0	0	0	0	0					
						Payments:	0	0	0	0	0	0					
County: Carroll Bridge rehabilitation over Big Creek, 5.9 miles east of Rte. 65, near Carrollton. Project Route: RT UU involves bridge N0859. Job No.: 1S3265 Length: 0.08 MPO: N Fund Cat: Taking Care Of System Fed: 1,075 State: 269 Local: 0 Sec Cat: Rehab And Reconst Awd Date: 2022 Anticipated Fed Cat: NHPP TIP #: Let With: Future Cost: 0 Estimate Total: 1,346						Engineering:	2	8	25	95	0	0					
						R/W:	0	0	0	0	0	0					
						Construction:	0	0	0	1,216	0	0					
						FFOS:	0	0	0	0	0	0					
						Payments:	0	0	0	0	0	0					

* Subject to the approval of the Transportation Improvement Program by the governing Metropolitan Planning Organization.

Jun-13-2019

Section 4 - 10

District Northwest

Dollars in Thousands



2020-2024 Highway and Bridge Construction Schedule

Transportation Planning

P.O. Box 270
Jefferson City, MO 65102

Construction contingency applied to construction cost in the year the project is awarded.

Three percent project growth factor compounded annually is applied to right-of-way and construction costs in program years 2, 3, 4, and 5.

No inflation is applied to the Funding From Other Sources (FFOS) or Payments.

Engineering includes PE costs, CE costs and R/W incidentals.

Construction contingency applied to construction cost in the year the project is awarded. Three percent project growth factor compounded annually is applied to right-of-way and construction costs in program years 2, 3, 4, and 5. No inflation is applied to the Funding From Other Sources (FFOS) or Payments. Engineering includes PE costs, CE costs and R/W incidentals.											STATE FISCAL YEAR PROJECT BUDGETING					
											Prior Prog.	7/2019- 6/2020	7/2020- 6/2021	7/2021- 6/2022	7/2022- 6/2023	7/2023- 6/2024
County: Carroll Route: RT V Job No.: 1S3209C Length: 0.01 MPO: N Fund Cat: Taking Care Of System Sec Cat: Rehab And Reconst Awd Date: 2022 Anticipated Fed Cat: STBG TIP #: Let With: 1S3209, 1S3209B Future Cost: 0 Estimate Total: 316	Engineering: R/W: Construction: FFOS: Payments:	0 0 0 0 0 0	7 0 0 0 0 0	11 2 0 0 0 0	22 0 274 0 0 0	0 0 0 0 0 0										
County: Carroll Route: RT W Job No.: 1P2219C Length: 0.49 MPO: N Fund Cat: Taking Care Of System Sec Cat: N- Ada Trans Awd Date: 2023 Anticipated Fed Cat: STBG TIP #: Let With: Future Cost: 0 Estimate Total: 116	Engineering: R/W: Construction: FFOS: Payments:	15 0 0 0 0 0	1 0 0 0 0 0	1 0 0 0 0 0	1 0 0 0 0 0	6 0 92 0 0 0										
County: Carroll Route: RT Z Job No.: 2S2185 Length: 0.02 MPO: N Fund Cat: Taking Care Of System Sec Cat: Rehab And Reconst Awd Date: Summer 20 Anticipated Fed Cat: NHPP TIP #: Let With: Future Cost: 0 Estimate Total: 887	Engineering: R/W: Construction: FFOS: Payments:	40 0 0 0 0 0	43 10 0 0 0 0	59 0 735 0 0 0	0 0 0 0 0 0	0 0 0 0 0 0										
County: Chariton Route: MO 129 Job No.: 2S0502 Length: 1.27 MPO: N Fund Cat: Taking Care Of System Sec Cat: Rehab And Reconst Awd Date: 2022 Anticipated Fed Cat: STBG TIP #: Let With: Future Cost: 0 Estimate Total: 793	Engineering: R/W: Construction: FFOS: Payments:	25 0 0 0 0 0	3 0 0 0 0 0	15 0 0 0 0 0	245 0 505 0 0 0	0 0 0 0 0 0										
County: Chariton Route: MO 139 Job No.: 1S3157 Length: 0.09 MPO: N Fund Cat: Taking Care Of System Sec Cat: Rehab And Reconst Awd Date: Summer 20 Anticipated Fed Cat: NHPP TIP #: Let With: Future Cost: 0 Estimate Total: 3,128	Engineering: R/W: Construction: FFOS: Payments:	86 0 0 0 0 0	163 0 0 0 0 0	206 0 2,673 0 0 0	0 0 0 0 0 0	0 0 0 0 0 0										

* Subject to the approval of the Transportation Improvement Program by the governing Metropolitan Planning Organization.

Jun-13-2019

Section 4 - 11

District Northwest

Dollars in Thousands



2020-2024 Highway and Bridge Construction Schedule

Transportation Planning

P.O. Box 270
Jefferson City, MO 65102

Construction contingency applied to construction cost in the year the project is awarded.

Three percent project growth factor compounded annually is applied to right-of-way and construction costs in program years 2, 3, 4, and 5.

No inflation is applied to the Funding From Other Sources (FFOS) or Payments.

Engineering includes PE costs, CE costs and R/W incidentals.

						STATE FISCAL YEAR PROJECT BUDGETING					
						Prior Prog.	7/2019- 6/2020	7/2020- 6/2021	7/2021- 6/2022	7/2022- 6/2023	7/2023- 6/2024
County:	Chariton	Bridge replacement over Middle Fork Chariton River, 1.8 miles west of Rte. 129 near Salisbury. Project involves bridge G0826.				Engineering:	198	147	0	0	0
Route:	US 24					R/W:	5	0	0	0	0
Job No.:	1P3132					Construction:	0	1,668	0	0	0
Length:	0.12	MPO:	N			FFOS:	0	0	0	0	0
Fund Cat:	Taking Care Of System		Fed:	1,451	State:	364	Local:	0			
Sec Cat:	Rehab And Reconst	Awd Date:	Summer 19	Anticipated Fed Cat:	NHPP		Payments:	0	0	0	0
TIP #:	Let With:	2P2183	Future Cost:	0	Estimate Total:	2,018					
County:	Chariton	Bridge rehabilitation over Palmer Creek, 0.4 mile west of Rte. MM, near Brunswick. Project involves bridge G0448.				Engineering:	2	5	18	46	0
Route:	US 24					R/W:	0	0	0	0	0
Job No.:	1P3270					Construction:	0	0	0	627	0
Length:	0.03	MPO:	N			FFOS:	0	0	0	0	0
Fund Cat:	Taking Care Of System		Fed:	557	State:	139	Local:	0			
Sec Cat:	Rehab And Reconst	Awd Date:	2022	Anticipated Fed Cat:	NHPP		Payments:	0	0	0	0
TIP #:	Let With:		Future Cost:	0	Estimate Total:	698					
County:	Chariton	Bridge replacement to the overflow structure of the Middle Fork Chariton River, 1.5 miles east of Rte. 129 near Salisbury. Project involves bridge G0891.				Engineering:	221	186	0	0	0
Route:	US 24					R/W:	0	0	0	0	0
Job No.:	2P2183					Construction:	0	2,339	0	0	0
Length:	0.06	MPO:	N			FFOS:	0	0	0	0	0
Fund Cat:	Taking Care Of System		Fed:	2,020	State:	505	Local:	0			
Sec Cat:	Rehab And Reconst	Awd Date:	Summer 19	Anticipated Fed Cat:	NHPP		Payments:	0	0	0	0
TIP #:	Let With:	1P3132	Future Cost:	0	Estimate Total:	2,746					
County:	Chariton	Bridge rehabilitation over Turkey Creek, 1.1 miles east of Rte. 139, near Sumner. Project involves bridge N0700.				Engineering:	2	2	8	22	0
Route:	RT TT					R/W:	0	0	0	0	0
Job No.:	1S3263					Construction:	0	0	0	285	0
Length:	0.02	MPO:	N			FFOS:	0	0	0	0	0
Fund Cat:	Taking Care Of System		Fed:	253	State:	64	Local:	0			
Sec Cat:	Rehab And Reconst	Awd Date:	2022	Anticipated Fed Cat:	NHPP		Payments:	0	0	0	0
TIP #:	Let With:		Future Cost:	0	Estimate Total:	319					
County:	Clinton	Pavement resurfacing from bridge over Horse Fork Creek, in Plattsburg, to 0.8 miles east of Rte. 33 near Lathrop.				Engineering:	52	78	0	0	0
Route:	MO 116					R/W:	0	0	0	0	0
Job No.:	1P1043					Construction:	0	706	0	0	0
Length:	7.37	MPO:	N			FFOS:	0	0	0	0	0
Fund Cat:	Taking Care Of System		Fed:	627	State:	157	Local:	0			
Sec Cat:	Thin Lift Overlay	Awd Date:	Fall 19	Anticipated Fed Cat:	STBG		Payments:	0	0	0	0
TIP #:	Let With:		Future Cost:	0	Estimate Total:	836					

* Subject to the approval of the Transportation Improvement Program by the governing Metropolitan Planning Organization.

Jun-13-2019

Section 4 - 12

District Northwest

Dollars in Thousands



2020-2024 Highway and Bridge Construction Schedule

Transportation Planning

P.O. Box 270
Jefferson City, MO 65102

Construction contingency applied to construction cost in the year the project is awarded.

Three percent project growth factor compounded annually is applied to right-of-way and construction costs in program years 2, 3, 4, and 5.

No inflation is applied to the Funding From Other Sources (FFOS) or Payments.

Engineering includes PE costs, CE costs and R/W incidentals.

Construction contingency applied to construction cost in the year the project is awarded. Three percent project growth factor compounded annually is applied to right-of-way and construction costs in program years 2, 3, 4, and 5. No inflation is applied to the Funding From Other Sources (FFOS) or Payments. Engineering includes PE costs, CE costs and R/W incidentals.							STATE FISCAL YEAR PROJECT BUDGETING					
							Prior Prog.	7/2019- 6/2020	7/2020- 6/2021	7/2021- 6/2022	7/2022- 6/2023	7/2023- 6/2024
County: Clinton	Pavement preservation treatment from Rte. 169 to bridge over Horse Fork Creek, in Plattsburg, and from 0.8 miles east of Rte. 33, near Lathrop, to I-35.					Engineering:	0	34	0	0	0	0
Route: MO 116						R/W:	0	0	0	0	0	0
Job No.: 1P1043B						Construction:	0	349	0	0	0	0
Length: 9.07	MPO: N					FFOS:	0	0	0	0	0	0
Fund Cat: Taking Care Of System	AC-State: 306				State: 77	Local: 0	Payments:	0	0	0	0	0
Sec Cat: Preventive Maint	Awd Date: Fall 19	Anticipated Fed Cat: STBG										
TIP #:	Let With: 1S3195B, 1S3285, 1S3248	Future Cost: 0				Estimate Total: 383						
County: Clinton	Pavement resurfacing from DeKalb County line to Shoal Creek, near Cameron.					Engineering:	31	269	0	0	0	0
Route: IS 35						R/W:	0	0	0	0	0	0
Job No.: 113016						Construction:	0	3,039	0	0	0	0
Length: 5.08	MPO: N					FFOS:	0	0	0	0	0	0
Fund Cat: Statewide Interstate And Major Bridge	Fed: 2,977				State: 331	Local: 0	Payments:	0	0	0	0	0
Sec Cat: Rehab And Reconst	Awd Date: Fall 19	Anticipated Fed Cat: NHPP										
TIP #:	Let With:	Future Cost: 0				Estimate Total: 3,339						
County: Clinton	Pavement resurfacing from north of Rte. 116 to Clay County line near Holt.					Engineering:	116	427	0	0	0	0
Route: IS 35						R/W:	0	0	0	0	0	0
Job No.: 113018						Construction:	0	5,587	0	0	0	0
Length: 8.26	MPO: N					FFOS:	0	0	0	0	0	0
Fund Cat: Statewide Interstate And Major Bridge	Fed: 5,413				State: 601	Local: 0	Payments:	0	0	0	0	0
Sec Cat: Rehab And Reconst	Awd Date: Fall 19	Anticipated Fed Cat: NHPP										
TIP #:	Let With:	Future Cost: 0				Estimate Total: 6,130						
County: Clinton	Pavement preservation treatment from Shoal Creek to 1 mile north of Rte. 116, near Lathrop.					Engineering:	40	50	238	0	0	0
Route: IS 35						R/W:	0	0	0	0	0	0
Job No.: 113240						Construction:	0	0	3,424	0	0	0
Length: 7.63	MPO: N					FFOS:	0	0	0	0	0	0
Fund Cat: Statewide Interstate And Major Bridge	Fed: 3,341				State: 371	Local: 0	Payments:	0	0	0	0	0
Sec Cat: Preventive Maint	Awd Date: Fall 20	Anticipated Fed Cat: NHPP										
TIP #:	Let With:	Future Cost: 0				Estimate Total: 3,752						
County: Clinton	Intersection Improvements at intersection with Rte. 116 near Lathrop. \$796,000 Open Container funds.					Engineering:	0	35	97	0	0	0
Route: US 69						R/W:	0	0	0	0	0	0
Job No.: 1S3341						Construction:	0	0	1,156	0	0	0
Length: 0.20	MPO: N					FFOS:	0	0	796	0	0	0
Fund Cat: Taking Care Of System	Fed: 1,158				State: 130	Local: 0	Payments:	0	0	0	0	0
Sec Cat: Rehab And Reconst	Awd Date: 2021	Anticipated Fed Cat: Safety										
TIP #:	Let With:	Future Cost: 0				Estimate Total: 1,288						

* Subject to the approval of the Transportation Improvement Program by the governing Metropolitan Planning Organization.

Jun-13-2019

Section 4 - 13

District Northwest

Dollars in Thousands



2020-2024 Highway and Bridge Construction Schedule

Transportation Planning

P.O. Box 270
Jefferson City, MO 65102

Construction contingency applied to construction cost in the year the project is awarded.

Three percent project growth factor compounded annually is applied to right-of-way and construction costs in program years 2, 3, 4, and 5.

No inflation is applied to the Funding From Other Sources (FFOS) or Payments.

Engineering includes PE costs, CE costs and R/W incidentals.

Construction contingency applied to construction cost in the year the project is awarded. Three percent project growth factor compounded annually is applied to right-of-way and construction costs in program years 2, 3, 4, and 5. No inflation is applied to the Funding From Other Sources (FFOS) or Payments. Engineering includes PE costs, CE costs and R/W incidentals.							STATE FISCAL YEAR PROJECT BUDGETING						
							Prior Prog.	7/2019- 6/2020	7/2020- 6/2021	7/2021- 6/2022	7/2022- 6/2023	7/2023- 6/2024	
County: Daviess	Pavement resurfacing from Rte. 69 to Clinton County line near Cameron.						Engineering:	10	31	154	649	0	0
Route: IS 35							R/W:	0	0	0	0	0	0
Job No.: 113232							Construction:	0	0	0	8,148	0	0
Length: 14.94	MPO: N					FFOS:	0	0	0	0	0	0	
Fund Cat: Taking Care Of System			AC-State: 8,084	State: 898	Local: 0	Payments:	0	0	0	0	0	0	
Sec Cat: Rehab And Reconst	Awd Date: 2022	Anticipated Fed Cat: NHPP											
TIP #:	Let With:	Future Cost: 0		Estimate Total: 8,992									
County: Daviess	Pavement preservation treatment from I-35 to 4th Street in Trenton.						Engineering:	53	181	0	0	0	0
Route: US 69							R/W:	0	0	0	0	0	0
Job No.: 1P3199							Construction:	0	2,423	0	0	0	0
Length: 34.90	MPO: N					FFOS:	0	0	0	0	0	0	
Fund Cat: Taking Care Of System			Fed: 2,083	State: 521	Local: 0	Payments:	0	0	0	0	0	0	
Sec Cat: Preventive Maint	Awd Date: Spring 20	Anticipated Fed Cat: NHPP											
TIP #:	Let With:	Future Cost: 0		Estimate Total: 2,657									
County: Daviess	Shoulder repair from I-35 to Trenton city limits.						Engineering:	10	40	0	0	0	0
Route: US 69							R/W:	0	0	0	0	0	0
Job No.: 1P3250							Construction:	0	500	0	0	0	0
Length: 34.90	MPO: N					FFOS:	0	0	0	0	0	0	
Fund Cat: Taking Care Of System			AC-State: 432	State: 108	Local: 0	Payments:	0	0	0	0	0	0	
Sec Cat: Rehab And Reconst	Awd Date: Summer 19	Anticipated Fed Cat: NHPP											
TIP #:	Let With:	Future Cost: 0		Estimate Total: 550									
County: Daviess	Bridge painting on various bridges in Daviess, Sullivan and Clinton Counties. Project involves bridges A1801, A1807, A1809, A1917, N0366, P0528, and A1152.						Engineering:	53	13	90	0	0	0
Route: RT KK							R/W:	0	0	0	0	0	0
Job No.: 1S3181							Construction:	0	0	1,202	0	0	0
Length: 0.59	MPO: N					FFOS:	0	0	0	0	0	0	
Fund Cat: Taking Care Of System			Fed: 1,044	State: 261	Local: 0	Payments:	0	0	0	0	0	0	
Sec Cat: Preventive Maint	Awd Date: 2021	Anticipated Fed Cat: NHPP											
TIP #:	Let With:	Future Cost: 0		Estimate Total: 1,358									
County: Daviess	Bridge rehabilitation over Sampson Creek, 1.1 miles east of Rte. AA near Pattonsburg. Project involves bridge A0876.						Engineering:	4	4	12	34	0	0
Route: RT Z							R/W:	0	0	0	0	0	0
Job No.: 1S3230							Construction:	0	0	0	450	0	0
Length: 0.03	MPO: N					FFOS:	0	0	0	0	0	0	
Fund Cat: Taking Care Of System			Fed: 400	State: 100	Local: 0	Payments:	0	0	0	0	0	0	
Sec Cat: Rehab And Reconst	Awd Date: 2022	Anticipated Fed Cat: NHPP											
TIP #:	Let With:	Future Cost: 0		Estimate Total: 504									

* Subject to the approval of the Transportation Improvement Program by the governing Metropolitan Planning Organization.

Jun-13-2019

Section 4 - 14

District Northwest

Dollars in Thousands



2020-2024 Highway and Bridge Construction Schedule

Transportation Planning

P.O. Box 270
Jefferson City, MO 65102

Construction contingency applied to construction cost in the year the project is awarded.

Three percent project growth factor compounded annually is applied to right-of-way and construction costs in program years 2, 3, 4, and 5.

No inflation is applied to the Funding From Other Sources (FFOS) or Payments.

Engineering includes PE costs, CE costs and R/W incidentals.

Construction contingency applied to construction cost in the year the project is awarded. Three percent project growth factor compounded annually is applied to right-of-way and construction costs in program years 2, 3, 4, and 5. No inflation is applied to the Funding From Other Sources (FFOS) or Payments. Engineering includes PE costs, CE costs and R/W incidentals.												STATE FISCAL YEAR PROJECT BUDGETING						
												Prior Prog.	7/2019- 6/2020	7/2020- 6/2021	7/2021- 6/2022	7/2022- 6/2023	7/2023- 6/2024	
County: Dekalb	Pavement resurfacing from Rte. 6 to Rte. 36, near Maysville.											Engineering:	6	24	106	0	0	0
Route: MO 33												R/W:	0	0	0	0	0	0
Job No.: 1S1045												Construction:	0	0	1,423	0	0	0
Length: 8.91	MPO: N											FFOS:	0	0	0	0	0	0
Fund Cat: Taking Care Of System	AC-State: 1,242 State: 311 Local: 0										Payments:	0	0	0	0	0	0	
Sec Cat: Low Type Resurfacing	Awd Date: Fall 20	Anticipated Fed Cat: STBG																
TIP #: 	Let With: 	Future Cost: 0 Estimate Total: 1,559																
County: Dekalb	Pavement resurfacing in the westbound lanes from east of Rte. 31 (north) to Rte. C, and in the eastbound lanes from Rte. 33 to the Grindstone River.											Engineering:	10	70	284	0	0	0
Route: US 36												R/W:	0	0	0	0	0	0
Job No.: 1P3237												Construction:	0	0	3,810	0	0	0
Length: 14.65	MPO: N											FFOS:	0	0	0	0	0	0
Fund Cat: Taking Care Of System	AC-State: 3,331 State: 833 Local: 0										Payments:	0	0	0	0	0	0	
Sec Cat: Thin Lift Overlay	Awd Date: Fall 20	Anticipated Fed Cat: NHPP																
TIP #: 	Let With: 	Future Cost: 0 Estimate Total: 4,174																
County: Dekalb	Bridge rehabilitation over Lost Creek, 0.5 mile south of Rte. W near Maysville. Project involves bridge A1378.											Engineering:	10	16	55	0	0	0
Route: RT A												R/W:	0	0	0	0	0	0
Job No.: 1S3136												Construction:	0	0	672	0	0	0
Length: 0.13	MPO: N											FFOS:	0	0	0	0	0	0
Fund Cat: Taking Care Of System	Fed: 595 State: 148 Local: 0										Payments:	0	0	0	0	0	0	
Sec Cat: Rehab And Reconst	Awd Date: Fall 20	Anticipated Fed Cat: NHPP																
TIP #: 	Let With: 	Future Cost: 0 Estimate Total: 753																
County: Dekalb	Bridge replacement over North Fork Lost Creek, 1.6 miles south of Rte. Z near Maysville. Project involves bridge T0641.											Engineering:	40	65	0	0	0	0
Route: RT A												R/W:	0	5	0	0	0	0
Job No.: 1S3137												Construction:	0	521	0	0	0	0
Length: 0.10	MPO: N											FFOS:	0	0	0	0	0	0
Fund Cat: Taking Care Of System	Fed: 0 State: 591 Local: 0										Payments:	0	0	0	0	0	0	
Sec Cat: Rehab And Reconst	Awd Date: Fall 19	Anticipated Fed Cat: State																
TIP #: 	Let With: 	Future Cost: 0 Estimate Total: 631																
County: Dekalb	Bridge replacement over Ervens Branch, 0.4 mile north of Rte. W near Maysville. Project involves bridge S0419.											Engineering:	77	68	0	0	0	0
Route: RT D												R/W:	0	15	0	0	0	0
Job No.: 1S0588												Construction:	0	929	0	0	0	0
Length: 0.40	MPO: N											FFOS:	0	0	0	0	0	0
Fund Cat: Taking Care Of System	Fed: 810 State: 202 Local: 0										Payments:	0	0	0	0	0	0	
Sec Cat: Rehab And Reconst	Awd Date: Winter 20	Anticipated Fed Cat: NHPP																
TIP #: 	Let With: 1S3133	Future Cost: 0 Estimate Total: 1,089																

* Subject to the approval of the Transportation Improvement Program by the governing Metropolitan Planning Organization.

Jun-13-2019

Section 4 - 15

District Northwest

Dollars in Thousands



2020-2024 Highway and Bridge Construction Schedule

Transportation Planning

P.O. Box 270
Jefferson City, MO 65102

Construction contingency applied to construction cost in the year the project is awarded.

Three percent project growth factor compounded annually is applied to right-of-way and construction costs in program years 2, 3, 4, and 5.

No inflation is applied to the Funding From Other Sources (FFOS) or Payments.

Engineering includes PE costs, CE costs and R/W incidentals.

Construction contingency applied to construction cost in the year the project is awarded. Three percent project growth factor compounded annually is applied to right-of-way and construction costs in program years 2, 3, 4, and 5. No inflation is applied to the Funding From Other Sources (FFOS) or Payments. Engineering includes PE costs, CE costs and R/W incidentals.							STATE FISCAL YEAR PROJECT BUDGETING						
							Prior Prog.	7/2019- 6/2020	7/2020- 6/2021	7/2021- 6/2022	7/2022- 6/2023	7/2023- 6/2024	
County: Gentry	Pavement resurfacing from Stanberry to 0.7 mile east of Rte. 169, and from 0.6 mile east of Rte. C, in Albany, to Rte. 13 near Bethany. Two disconnected sections.						Engineering:	6	10	10	50	40	324
Route: US 136							R/W:	0	0	0	0	0	0
Job No.: 1P3235							Construction:	0	0	0	0	0	4,594
Length: 24.74	MPO: N						FFOS:	0	0	0	0	0	0
Fund Cat: Taking Care Of System	AC-State: 4,022					State: 1,006	Local: 0	Payments:	0	0	0	0	0
Sec Cat: Thin Lift Overlay	Awd Date: 2024	Anticipated Fed Cat: NHPP											
TIP #:	Let With:	Future Cost: 0					Estimate Total: 5,034						
County: Gentry	Bridge rehabilitation over Middle Fork Grand River, 0.6 mile east of Rte. YY near Gentry. Project involves bridge A0729.						Engineering:	11	33	92	0	0	0
Route: US 169							R/W:	0	0	0	0	0	0
Job No.: 1P3106							Construction:	0	0	1,125	0	0	0
Length: 0.14	MPO: N						FFOS:	0	0	0	0	0	0
Fund Cat: Taking Care Of System	Fed: 1,000					State: 250	Local: 0	Payments:	0	0	0	0	0
Sec Cat: Rehab And Reconst	Awd Date: Fall 20	Anticipated Fed Cat: NHPP											
TIP #:	Let With:	Future Cost: 0					Estimate Total: 1,261						
County: Gentry	Bridge replacement over Bear Creek, 1.7 miles north of Rte. O near Gentry. Project involves bridge H0551.						Engineering:	3	50	75	106	0	0
Route: RT YY							R/W:	0	0	22	0	0	0
Job No.: 1S0596							Construction:	0	0	0	1,234	0	0
Length: 0.04	MPO: N						FFOS:	0	0	0	0	0	0
Fund Cat: Taking Care Of System	Fed: 1,190					State: 297	Local: 0	Payments:	0	0	0	0	0
Sec Cat: Rehab And Reconst	Awd Date: 2022	Anticipated Fed Cat: NHPP											
TIP #:	Let With:	Future Cost: 0					Estimate Total: 1,490						
County: Grundy	Pavement resurfacing and ADA Transition Plan improvements in Trenton from 4th Street to Rte. 65. \$350,000 Statewide Transportation Alternative funds.						Engineering:	105	85	0	0	0	0
Route: MO 6							R/W:	0	5	0	0	0	0
Job No.: 1P3144							Construction:	0	1,025	0	0	0	0
Length: 1.69	MPO: N						FFOS:	0	350	0	0	0	0
Fund Cat: Taking Care Of System	Fed: 892					State: 223	Local: 0	Payments:	0	0	0	0	0
Sec Cat: Thin Lift Overlay	Awd Date: Fall 19	Anticipated Fed Cat: NHPP											
TIP #:	Let With:	Future Cost: 0					Estimate Total: 1,220						
County: Grundy	Pavement preservation treatment from Rte. 65 to Rte. 5 south of Milan, and from east of Rte. 5, north of Milan, to Rte. 129 in Green City. Two disconnected sections.						Engineering:	0	5	13	68	0	0
Route: MO 6							R/W:	0	0	0	0	0	0
Job No.: 1P3303							Construction:	0	0	0	920	0	0
Length: 34.59	MPO: N						FFOS:	0	0	0	0	0	0
Fund Cat: Taking Care Of System	AC-State: 804					State: 202	Local: 0	Payments:	0	0	0	0	0
Sec Cat: Preventive Maint	Awd Date: 2022	Anticipated Fed Cat: NHPP											
TIP #:	Let With:	Future Cost: 0					Estimate Total: 1,006						

* Subject to the approval of the Transportation Improvement Program by the governing Metropolitan Planning Organization.



2020-2024 Highway and Bridge Construction Schedule

Transportation Planning

P.O. Box 270
Jefferson City, MO 65102

Construction contingency applied to construction cost in the year the project is awarded.

Three percent project growth factor compounded annually is applied to right-of-way and construction costs in program years 2, 3, 4, and 5.

No inflation is applied to the Funding From Other Sources (FFOS) or Payments.

Engineering includes PE costs, CE costs and R/W incidentals.

Construction contingency applied to construction cost in the year the project is awarded. Three percent project growth factor compounded annually is applied to right-of-way and construction costs in program years 2, 3, 4, and 5. No inflation is applied to the Funding From Other Sources (FFOS) or Payments. Engineering includes PE costs, CE costs and R/W incidentals.							STATE FISCAL YEAR PROJECT BUDGETING					
							Prior Prog.	7/2019- 6/2020	7/2020- 6/2021	7/2021- 6/2022	7/2022- 6/2023	7/2023- 6/2024
County: Grundy Route: US 65 Job No.: 1P3252 Length: 0.02 MPO: N Fund Cat: Taking Care Of System Sec Cat: Rehab And Reconst Awd Date: 2021 Anticipated Fed Cat: NHPP TIP #: Let With: Future Cost: 0 Estimate Total: 421	Bridge rehabilitation over Rte. 6 in Trenton. Project involves bridge A2570.						Engineering: 2	11	27	0	0	0
							R/W: 0	0	0	0	0	0
							Construction: 0	0	381	0	0	0
							FFOS: 0	0	0	0	0	0
							Payments: 0	0	0	0	0	0
County: Harrison Route: MO 13 Job No.: 1S3300 Length: 148.94 MPO: N Fund Cat: Taking Care Of System Sec Cat: Preventive Maint Awd Date: Winter 20 Anticipated Fed Cat: STBG TIP #: Let With: 1S3195C Future Cost: 0 Estimate Total: 3,188	Pavement preservation treatment on various minor routes in Caldwell, Chariton, Daviess, Grundy, Livingston and Linn Counties. Routes include Rte. 5, Rte. 11, Rte. 190, Rte. V and Rte. W.						Engineering: 0	227	0	0	0	
							R/W: 0	0	0	0	0	0
							Construction: 0	2,961	0	0	0	0
							FFOS: 0	0	0	0	0	0
							Payments: 0	0	0	0	0	0
County: Harrison Route: IS 35 Job No.: 0I3006D Length: 81.37 MPO: N Fund Cat: Statewide Interstate And Major Bridge Sec Cat: Preventive Maint Awd Date: Spring 20 Anticipated Fed Cat: NHPP TIP #: Let With: Future Cost: 0 Estimate Total: 540	Job Order Contracting for pavement repair from the Iowa State line to the Clay County line.						Engineering: 0	40	0	0	0	
							R/W: 0	0	0	0	0	0
							Construction: 0	500	0	0	0	0
							FFOS: 0	0	0	0	0	0
							Payments: 0	0	0	0	0	0
County: Harrison Route: IS 35 Job No.: 0I3007D Length: 81.37 MPO: N Fund Cat: Statewide Interstate And Major Bridge Sec Cat: Preventive Maint Awd Date: 2021 Anticipated Fed Cat: NHPP TIP #: Let With: Future Cost: 0 Estimate Total: 555	Job Order Contracting for pavement repair from the Iowa State line to the Clay County line.						Engineering: 0	0	40	0	0	
							R/W: 0	0	0	0	0	0
							Construction: 0	0	515	0	0	0
							FFOS: 0	0	0	0	0	0
							Payments: 0	0	0	0	0	0
County: Harrison Route: IS 35 Job No.: 1I0914 Length: 14.17 MPO: N Fund Cat: Statewide Interstate And Major Bridge Sec Cat: Rehab And Reconst Awd Date: Fall 19 Anticipated Fed Cat: NHPP TIP #: Let With: Future Cost: 0 Estimate Total: 9,090	Pavement resurfacing from Rte. 136 at Bethany to Rte. C near Pattonsburg.						Engineering: 86	662	0	0	0	
							R/W: 0	0	0	0	0	0
							Construction: 0	8,342	0	0	0	0
							FFOS: 0	0	0	0	0	0
							Payments: 0	0	0	0	0	0

* Subject to the approval of the Transportation Improvement Program by the governing Metropolitan Planning Organization.

Jun-13-2019

Section 4 - 17

District Northwest

Dollars in Thousands



2020-2024 Highway and Bridge Construction Schedule

Transportation Planning

P.O. Box 270
Jefferson City, MO 65102

Construction contingency applied to construction cost in the year the project is awarded.

Three percent project growth factor compounded annually is applied to right-of-way and construction costs in program years 2, 3, 4, and 5.

No inflation is applied to the Funding From Other Sources (FFOS) or Payments.

Engineering includes PE costs, CE costs and R/W incidentals.

Construction contingency applied to construction cost in the year the project is awarded. Three percent project growth factor compounded annually is applied to right-of-way and construction costs in program years 2, 3, 4, and 5. No inflation is applied to the Funding From Other Sources (FFOS) or Payments. Engineering includes PE costs, CE costs and R/W incidentals.												STATE FISCAL YEAR PROJECT BUDGETING						
												Prior Prog.	7/2019- 6/2020	7/2020- 6/2021	7/2021- 6/2022	7/2022- 6/2023	7/2023- 6/2024	
County: Harrison	Bridge rehabilitation over Pole Cat Creek, south of Bethany. Project involves twin bridges											Engineering:	1	9	25	93	0	0
Route: IS 35	A1896.											R/W:	0	0	0	0	0	0
Job No.: 113242												Construction:	0	0	0	1,199	0	0
Length: 0.05	MPO: N											FFOS:	0	0	0	0	0	0
Fund Cat: Taking Care Of System	Fed: 1,192 State: 134 Local: 0											Payments:	0	0	0	0	0	0
Sec Cat: Preventive Maint	Awd Date: 2022 Anticipated Fed Cat: NHFP																	
TIP #:	Let With: Future Cost: 0 Estimate Total: 1,327																	
County: Harrison	Bridge rehabilitation over I-35, 0.4 mile east of Rte. 69 near Ridgeway. Project involves											Engineering:	6	5	35	93	0	0
Route: RT A	bridge A2516.											R/W:	0	0	0	0	0	0
Job No.: 1S3215												Construction:	0	0	0	1,199	0	0
Length: 0.05	MPO: N											FFOS:	0	0	0	0	0	0
Fund Cat: Taking Care Of System	Fed: 1,065 State: 267 Local: 0											Payments:	0	0	0	0	0	0
Sec Cat: Rehab And Reconst	Awd Date: 2022 Anticipated Fed Cat: NHPP																	
TIP #:	Let With: Future Cost: 0 Estimate Total: 1,338																	
County: Harrison	Bridge rehabilitation over Panther Creek, 0.1 mile south of Rte. F, near New Hampton.											Engineering:	3	15	25	0	0	0
Route: RT EE	Project involves bridge R0075.											R/W:	0	0	0	0	0	0
Job No.: 1S3253												Construction:	0	0	347	0	0	0
Length: 0.02	MPO: N											FFOS:	0	0	0	0	0	0
Fund Cat: Taking Care Of System	Fed: 310 State: 77 Local: 0											Payments:	0	0	0	0	0	0
Sec Cat: Rehab And Reconst	Awd Date: Fall 20 Anticipated Fed Cat: NHPP																	
TIP #:	Let With: Future Cost: 0 Estimate Total: 390																	
County: Harrison	Bridge replacement over White Oak Creek, 0.4 mile west of Rte. TT near McFall. Project											Engineering:	34	51	126	0	0	0
Route: RT P	involves bridge P0576.											R/W:	0	5	0	0	0	0
Job No.: 1S3158												Construction:	0	0	1,051	0	0	0
Length: 0.02	MPO: N											FFOS:	0	0	0	0	0	0
Fund Cat: Taking Care Of System	Fed: 987 State: 246 Local: 0											Payments:	0	0	0	0	0	0
Sec Cat: Rehab And Reconst	Awd Date: Summer 20 Anticipated Fed Cat: NHPP																	
TIP #:	Let With: Future Cost: 0 Estimate Total: 1,267																	
County: Harrison	Bridge replacement over Coal Creek, 1.2 miles north of Rte. WW near Cainsville. Project											Engineering:	20	10	46	0	0	0
Route: RT V	involves bridge N0373.											R/W:	0	0	0	0	0	0
Job No.: 1S3122												Construction:	0	0	609	0	0	0
Length: 0.06	MPO: N											FFOS:	0	0	0	0	0	0
Fund Cat: Taking Care Of System	Fed: 532 State: 133 Local: 0											Payments:	0	0	0	0	0	0
Sec Cat: Rehab And Reconst	Awd Date: Summer 20 Anticipated Fed Cat: NHPP																	
TIP #:	Let With: Future Cost: 0 Estimate Total: 685																	

* Subject to the approval of the Transportation Improvement Program by the governing Metropolitan Planning Organization.

Jun-13-2019

Section 4 - 18

District Northwest

Dollars in Thousands



2020-2024 Highway and Bridge Construction Schedule

Transportation Planning

P.O. Box 270
Jefferson City, MO 65102

Construction contingency applied to construction cost in the year the project is awarded.

Three percent project growth factor compounded annually is applied to right-of-way and construction costs in program years 2, 3, 4, and 5.

No inflation is applied to the Funding From Other Sources (FFOS) or Payments.

Engineering includes PE costs, CE costs and R/W incidentals.

Construction contingency applied to construction cost in the year the project is awarded. Three percent project growth factor compounded annually is applied to right-of-way and construction costs in program years 2, 3, 4, and 5. No inflation is applied to the Funding From Other Sources (FFOS) or Payments. Engineering includes PE costs, CE costs and R/W incidentals.							STATE FISCAL YEAR PROJECT BUDGETING					
							Prior Prog.	7/2019- 6/2020	7/2020- 6/2021	7/2021- 6/2022	7/2022- 6/2023	7/2023- 6/2024
County: Holt Route: MO 111 Job No.: 1S3342 Length: 6.20 MPO: N Fund Cat: Taking Care Of System Sec Cat: Preventive Maint Awd Date: Summer 19 TIP #: Let With: AC-State: 128 State: 32 Local: 0 Anticipated Fed Cat: STBG Future Cost: 0 Estimate Total: 165	Engineering: R/W: Construction: FFOS: Payments:	5 0 0 0 0 0	11 0 149 0 0 0	0 0 0 0 0 0	0 0 0 0 0 0	0 0 0 0 0 0						
County: Holt Route: MO 111 Job No.: 1S3343 Length: 6.20 MPO: N Fund Cat: Taking Care Of System Sec Cat: Preventive Maint Awd Date: Summer 19 TIP #: Let With: AC-State: 1,483 State: 370 Local: 0 Anticipated Fed Cat: STBG Future Cost: 0 Estimate Total: 1,912	Engineering: R/W: Construction: FFOS: Payments:	54 5 0 0 0 0	121 0 1,732 0 0 0	0 0 0 0 0 0	0 0 0 0 0 0	0 0 0 0 0 0						
County: Holt Route: MO 111 Job No.: 1S3344 Length: 4.44 MPO: N Fund Cat: Taking Care Of System Sec Cat: Preventive Maint Awd Date: Summer 19 TIP #: Let With: AC-State: 639 State: 159 Local: 0 Anticipated Fed Cat: STBG Future Cost: 0 Estimate Total: 808	Engineering: R/W: Construction: FFOS: Payments:	10 0 0 0 0 0	57 0 741 0 0 0	0 0 0 0 0 0	0 0 0 0 0 0	0 0 0 0 0 0						
County: Holt Route: US 159 Job No.: 1P3254 Length: 0.02 MPO: N Fund Cat: Taking Care Of System Sec Cat: Rehab And Reconst Awd Date: 2021 TIP #: Let With: Fed: 274 State: 68 Local: 0 Anticipated Fed Cat: NHPP Future Cost: 0 Estimate Total: 345	Engineering: R/W: Construction: FFOS: Payments:	3 0 0 0 0 0	10 0 0 309 0 0	23 0 0 0 0 0	0 0 0 0 0 0	0 0 0 0 0 0						
County: Holt Route: US 159 Job No.: 1P3312 Length: 0.04 MPO: N Fund Cat: Taking Care Of System Sec Cat: Rehab And Reconst Awd Date: Summer 19 TIP #: Let With: AC-State: 1,521 State: 380 Local: 0 Anticipated Fed Cat: STBG Future Cost: 0 Estimate Total: 2,293	Engineering: R/W: Construction: FFOS: Payments:	387 5 0 0 0 0	136 0 1,765 0 0 0	0 0 0 0 0 0	0 0 0 0 0 0	0 0 0 0 0 0						

* Subject to the approval of the Transportation Improvement Program by the governing Metropolitan Planning Organization.

Jun-13-2019

Section 4 - 19

District Northwest

Dollars in Thousands



2020-2024 Highway and Bridge Construction Schedule

Transportation Planning

P.O. Box 270
Jefferson City, MO 65102

Construction contingency applied to construction cost in the year the project is awarded.

Three percent project growth factor compounded annually is applied to right-of-way and construction costs in program years 2, 3, 4, and 5.

No inflation is applied to the Funding From Other Sources (FFOS) or Payments.

Engineering includes PE costs, CE costs and R/W incidentals.

Construction contingency applied to construction cost in the year the project is awarded. Three percent project growth factor compounded annually is applied to right-of-way and construction costs in program years 2, 3, 4, and 5. No inflation is applied to the Funding From Other Sources (FFOS) or Payments. Engineering includes PE costs, CE costs and R/W incidentals.							STATE FISCAL YEAR PROJECT BUDGETING					
							Prior Prog.	7/2019- 6/2020	7/2020- 6/2021	7/2021- 6/2022	7/2022- 6/2023	7/2023- 6/2024
County: Holt Route: IS 29 Job No.: 113020B Length: 0.03 MPO: N Fund Cat: Statewide Interstate And Major Bridge Sec Cat: Preventive Maint Awd Date: 2021 Anticipated Fed Cat: NHPP TIP #: Let With: Future Cost: 0 Estimate Total: 1,323	Bridge painting over the Nodaway River, 0.8 mile south of Rte. 59 near Oregon. Project involves bridges A1287 and G0490.						Engineering: 15	10	86	0	0	0
							R/W: 0	0	0	0	0	0
							Construction: 0	0	1,212	0	0	0
							FFOS: 0	0	0	0	0	0
							Payments: 0	0	0	0	0	0
County: Holt Route: IS 29 Job No.: 113099 Length: 0.32 MPO: N Fund Cat: Statewide Interstate And Major Bridge Sec Cat: Rehab And Reconst Awd Date: Summer 19 Anticipated Fed Cat: State TIP #: Let With: Future Cost: 0 Estimate Total: 3,529	Bridge rehabilitation over Kimsey Creek and Rte. E near Mound City. Project involves twin bridges A1770 and A1771.						Engineering: 113	256	0	0	0	
							R/W: 0	0	0	0	0	0
							Construction: 0	3,160	0	0	0	0
							FFOS: 0	0	0	0	0	0
							Payments: 0	0	0	0	0	0
County: Holt Route: IS 29 Job No.: 113099B Length: 0.32 MPO: N Fund Cat: Taking Care Of System Sec Cat: Awd Date: 2021 Anticipated Fed Cat: NHPP TIP #: Let With: Future Cost: 0 Estimate Total: 723	Bridge painting over Kimsey Creek and Rte. E near Mound City. Project involves twin bridges A1770 and A1771.						Engineering: 0	10	54	0	0	0
							R/W: 0	0	0	0	0	0
							Construction: 0	0	659	0	0	0
							FFOS: 0	0	0	0	0	0
							Payments: 0	0	0	0	0	0
County: Holt Route: IS 29 Job No.: 113271 Length: 0.03 MPO: N Fund Cat: Taking Care Of System Sec Cat: Rehab And Reconst Awd Date: 2022 Anticipated Fed Cat: NHPP TIP #: Let With: Future Cost: 0 Estimate Total: 2,024	Bridge rehabilitation over Rte. 59, 8.1 miles north of Rte. 118, near Craig. Project involves bridge A1907.						Engineering: 5	6	30	143	0	0
							R/W: 0	0	0	0	0	0
							Construction: 0	0	0	1,840	0	0
							FFOS: 0	0	0	0	0	0
							Payments: 0	0	0	0	0	0
County: Holt Route: IS 29 Job No.: 113296 Length: 27.45 MPO: Y Fund Cat: Taking Care Of System Sec Cat: Preventive Maint Awd Date: Summer 19 Anticipated Fed Cat: NHPP TIP #: Let With: Future Cost: 0 Estimate Total: 397	Preventive maintenance on the shoulders from Rte. 59, east of Oregon, to 1.5 miles south of Rte. O near St. Joseph.						Engineering: 5	27	0	0	0	0
							R/W: 0	0	0	0	0	0
							Construction: 0	365	0	0	0	0
							FFOS: 0	0	0	0	0	0
							Payments: 0	0	0	0	0	0

* Subject to the approval of the Transportation Improvement Program by the governing Metropolitan Planning Organization.

Jun-13-2019

Section 4 - 20

District Northwest

Dollars in Thousands



2020-2024 Highway and Bridge Construction Schedule

Transportation Planning

P.O. Box 270
Jefferson City, MO 65102

Construction contingency applied to construction cost in the year the project is awarded.

Three percent project growth factor compounded annually is applied to right-of-way and construction costs in program years 2, 3, 4, and 5.

No inflation is applied to the Funding From Other Sources (FFOS) or Payments.

Engineering includes PE costs, CE costs and R/W incidentals.

Construction contingency applied to construction cost in the year the project is awarded. Three percent project growth factor compounded annually is applied to right-of-way and construction costs in program years 2, 3, 4, and 5. No inflation is applied to the Funding From Other Sources (FFOS) or Payments. Engineering includes PE costs, CE costs and R/W incidentals.												STATE FISCAL YEAR PROJECT BUDGETING					
												Prior Prog.	7/2019- 6/2020	7/2020- 6/2021	7/2021- 6/2022	7/2022- 6/2023	7/2023- 6/2024
County: Holt Route: IS 29 Job No.: 1P3023B Length: 0.04 MPO: N Fund Cat: Taking Care Of System Sec Cat: Preventive Maint Awd Date: 2021 TIP #: Let With: Future Cost: 0 Estimate Total: 418	Bridge painting over Davis Creek, 0.2 mile south of Rte. 118 near Mound City. Project involves twin bridges A1767.					Engineering: 11 R/W: 0 Construction: 0 FFOS: 0 Payments: 0	3 0 0 0 0	31 0 373 0 0	0 0 0 0 0	0 0 0 0 0	0 0 0 0 0						
County: Holt Route: RT B Job No.: 1S3061 Length: 0.10 MPO: N Fund Cat: Taking Care Of System Sec Cat: Rehab And Reconst Awd Date: Fall 20 TIP #: Let With: Future Cost: 0 Estimate Total: 1,037	Bridge rehabilitation over I-29 near Oregon. Project involves bridge A1834.					Engineering: 15 R/W: 0 Construction: 0 FFOS: 0 Payments: 0	27 0 0 0 0	74 0 921 0 0	0 0 0 0 0	0 0 0 0 0	0 0 0 0 0						
County: Holt Route: RT H Job No.: 1S3162 Length: 0.02 MPO: N Fund Cat: Taking Care Of System Sec Cat: Rehab And Reconst Awd Date: Fall 19 TIP #: Let With: 1S3070, 1S3204, 1S3071 Future Cost: 0 Estimate Total: 407	Bridge rehabilitation over Nichols Creek, 0.3 mile east of Rte. B, near Oregon. Project involves bridge P0997.					Engineering: 13 R/W: 0 Construction: 0 FFOS: 0 Payments: 0	33 0 361 0 0	0 0 0 0 0	0 0 0 0 0	0 0 0 0 0	0 0 0 0 0						
County: Holt Route: RT T Job No.: 1S3070 Length: 0.10 MPO: N Fund Cat: Taking Care Of System Sec Cat: Rehab And Reconst Awd Date: Fall 19 TIP #: Let With: 1S3204, 1S3162, 1S3071 Future Cost: 0 Estimate Total: 368	Bridge rehabilitation over Spring Creek, 0.5 mile south of Rte. O near Oregon. Project involves bridge R0223.					Engineering: 19 R/W: 0 Construction: 0 FFOS: 0 Payments: 0	28 0 321 0 0	0 0 0 0 0	0 0 0 0 0	0 0 0 0 0	0 0 0 0 0						
County: Holt Route: RT T Job No.: 1S3071 Length: 0.10 MPO: N Fund Cat: Taking Care Of System Sec Cat: Rehab And Reconst Awd Date: Fall 19 TIP #: Let With: 1S3070, 1S3204, 1S3162 Future Cost: 0 Estimate Total: 384	Bridge rehabilitation over Easter Creek, 0.8 mile north of Rte. U near Oregon. Project involves bridge R0224.					Engineering: 19 R/W: 0 Construction: 0 FFOS: 0 Payments: 0	30 0 335 0 0	0 0 0 0 0	0 0 0 0 0	0 0 0 0 0	0 0 0 0 0						

* Subject to the approval of the Transportation Improvement Program by the governing Metropolitan Planning Organization.

Jun-13-2019

Section 4 - 21

District Northwest

Dollars in Thousands



2020-2024 Highway and Bridge Construction Schedule

Transportation Planning

P.O. Box 270
Jefferson City, MO 65102

Construction contingency applied to construction cost in the year the project is awarded.

Three percent project growth factor compounded annually is applied to right-of-way and construction costs in program years 2, 3, 4, and 5.

No inflation is applied to the Funding From Other Sources (FFOS) or Payments.

Engineering includes PE costs, CE costs and R/W incidentals.

Construction contingency applied to construction cost in the year the project is awarded. Three percent project growth factor compounded annually is applied to right-of-way and construction costs in program years 2, 3, 4, and 5. No inflation is applied to the Funding From Other Sources (FFOS) or Payments. Engineering includes PE costs, CE costs and R/W incidentals.												STATE FISCAL YEAR PROJECT BUDGETING						
												Prior Prog.	7/2019- 6/2020	7/2020- 6/2021	7/2021- 6/2022	7/2022- 6/2023	7/2023- 6/2024	
County: Linn	Pavement preservation treatment from Rte. 129 to Bus. 36 in Brookfield.											Engineering:	1	10	49	0	0	0
Route: MO 11												R/W:	0	0	0	0	0	0
Job No.: 1S3245												Construction:	0	0	672	0	0	0
Length: 21.96	MPO: N											FFOS:	0	0	0	0	0	0
Fund Cat: Taking Care Of System	AC-State: 585 State: 146 Local: 0										Payments:	0	0	0	0	0	0	
Sec Cat: Preventive Maint	Awd Date: 2021	Anticipated Fed Cat: STBG																
TIP #: 	Let With: 	Future Cost: 0 Estimate Total: 732																
County: Linn	Pavement resurfacing and pavement repair rom Parsons Creek, 1.1 miles west of Rte. 139, near Wheeling, to the Macon County line.											Engineering:	42	117	557	0	0	0
Route: US 36												R/W:	0	0	0	0	0	0
Job No.: 1P3236												Construction:	0	0	7,743	0	0	0
Length: 25.10	MPO: N											FFOS:	0	0	0	0	0	0
Fund Cat: Taking Care Of System	AC-State: 6,734 State: 1,683 Local: 0										Payments:	0	0	0	0	0	0	
Sec Cat: Thin Lift Overlay	Awd Date: Summer 20	Anticipated Fed Cat: NHPP																
TIP #: 	Let With: 	Future Cost: 0 Estimate Total: 8,459																
County: Livingston	Bridge rehabilitation over the Thompson River, 0.9 mile east of Rte. Y, near Chillicothe. Project involves bridge A1376.											Engineering:	111	230	0	0	0	0
Route: MO 190												R/W:	0	0	0	0	0	0
Job No.: 1S3156												Construction:	0	3,183	0	0	0	0
Length: 0.21	MPO: N											FFOS:	0	0	0	0	0	0
Fund Cat: Taking Care Of System	Fed: 0 State: 3,413 Local: 0										Payments:	0	0	0	0	0	0	
Sec Cat: Rehab And Reconst	Awd Date: Summer 19	Anticipated Fed Cat: State																
TIP #: 	Let With: 1P3114	Future Cost: 0 Estimate Total: 3,524																
County: Livingston	Bridge rehabilitation over Blackwell Creek, 1.2 miles east of Rte. 65, near Chillicothe. Project involves twin bridges A1180.											Engineering:	2	15	27	0	0	0
Route: US 36												R/W:	0	0	0	0	0	0
Job No.: 1P3255												Construction:	0	0	353	0	0	0
Length: 0.03	MPO: N											FFOS:	0	0	0	0	0	0
Fund Cat: Taking Care Of System	Fed: 315 State: 80 Local: 0										Payments:	0	0	0	0	0	0	
Sec Cat: Rehab And Reconst	Awd Date: 2021	Anticipated Fed Cat: NHPP																
TIP #: 	Let With: 	Future Cost: 0 Estimate Total: 397																
County: Livingston	Pavement resurfacing in the eastbound lane from Rte. C to Parsons Creek, and in the westbound lane from Coon Creek to Parsons Creek.											Engineering:	2	17	106	460	0	0
Route: US 36												R/W:	0	0	0	0	0	0
Job No.: 1P3277												Construction:	0	0	0	6,275	0	0
Length: 17.34	MPO: N											FFOS:	0	0	0	0	0	0
Fund Cat: Taking Care Of System	Fed: 5,487 State: 1,371 Local: 0										Payments:	0	0	0	0	0	0	
Sec Cat: Thin Lift Overlay	Awd Date: 2022	Anticipated Fed Cat: NHPP																
TIP #: 	Let With: 	Future Cost: 0 Estimate Total: 6,860																

* Subject to the approval of the Transportation Improvement Program by the governing Metropolitan Planning Organization.

Jun-13-2019

Section 4 - 22

District Northwest

Dollars in Thousands



2020-2024 Highway and Bridge Construction Schedule

Transportation Planning

P.O. Box 270
Jefferson City, MO 65102

Construction contingency applied to construction cost in the year the project is awarded.

Three percent project growth factor compounded annually is applied to right-of-way and construction costs in program years 2, 3, 4, and 5.

No inflation is applied to the Funding From Other Sources (FFOS) or Payments.

Engineering includes PE costs, CE costs and R/W incidentals.

Construction contingency applied to construction cost in the year the project is awarded. Three percent project growth factor compounded annually is applied to right-of-way and construction costs in program years 2, 3, 4, and 5. No inflation is applied to the Funding From Other Sources (FFOS) or Payments. Engineering includes PE costs, CE costs and R/W incidentals.							STATE FISCAL YEAR PROJECT BUDGETING						
							Prior Prog.	7/2019- 6/2020	7/2020- 6/2021	7/2021- 6/2022	7/2022- 6/2023	7/2023- 6/2024	
County: Livingston	Bridge rehabilitation over the Grand River, 1.3 miles south of Rte. 36 near Chillicothe.						Engineering:	150	282	0	0	0	0
Route: US 65	Project involves bridge A1249.						R/W:	0	0	0	0	0	0
Job No.: 1P3114							Construction:	0	3,872	0	0	0	0
Length: 0.29	MPO: N							FFOS:	0	0	0	0	0
Fund Cat: Taking Care Of System	Fed: 0	State: 4,154	Local: 0				Payments:	0	0	0	0	0	
Sec Cat: Rehab And Reconst	Awd Date: Summer 19	Anticipated Fed Cat: State											
TIP #: Let With: 1S3156	Future Cost: 0		Estimate Total: 4,304										
County: Livingston	Upgrade pedestrian facilities to comply with the ADA Transition Plan along Rte. 5 in						Engineering:	27	106	0	0	0	0
Route: US 65	Marceline, Rte. 5 in Keytesville, Rte. M in Brookfield, and Rte. 129 in Salisbury. \$347,000						R/W:	0	10	0	0	0	0
Job No.: 1P3287	Statewide Transportation Alternative funds.						Construction:	0	424	0	0	0	0
Length: 6.56	MPO: N							FFOS:	0	347	0	0	0
Fund Cat: Taking Care Of System	Fed: 432	State: 108	Local: 0				Payments:	0	0	0	0	0	
Sec Cat: N- Ada Trans	Awd Date: Spring 20	Anticipated Fed Cat: STBG											
TIP #: Let With:	Future Cost: 0		Estimate Total: 567										
County: Mercer	Pavement resurfacing and add shoulders from Rte. 65, in Princeton, to Rte. C.						Engineering:	16	2	5	8	14	123
Route: US 136							R/W:	0	0	0	0	0	0
Job No.: 1P3225							Construction:	0	0	0	0	0	1,932
Length: 7.40	MPO: N							FFOS:	0	0	0	0	0
Fund Cat: Taking Care Of System	AC-State: 1,667	State: 417	Local: 0				Payments:	0	0	0	0	0	
Sec Cat: Thin Lift Overlay	Awd Date: 2024	Anticipated Fed Cat: STBG											
TIP #: Let With:	Future Cost: 0		Estimate Total: 2,100										
County: Mercer	Pavement resurfacing and add shoulders from Harrison County line to Rte. 65 in						Engineering:	7	2	5	8	14	221
Route: US 136	Princeton.						R/W:	0	0	0	0	0	0
Job No.: 1P3226							Construction:	0	0	0	0	0	3,545
Length: 11.98	MPO: N							FFOS:	0	0	0	0	0
Fund Cat: Taking Care Of System	Fed: 3,036	State: 759	Local: 0				Payments:	0	0	0	0	0	
Sec Cat: Thin Lift Overlay	Awd Date: 2024	Anticipated Fed Cat: STBG											
TIP #: Let With:	Future Cost: 0		Estimate Total: 3,802										
County: Mercer	Bridge rehabilitation over Branch of Weldon Fork Creek, 3.5 miles west of Rte. 65, near						Engineering:	6	8	24	0	0	0
Route: RT BB	Mercer. Project involves bridge N0855.						R/W:	0	0	0	0	0	0
Job No.: 1S3161							Construction:	0	0	297	0	0	0
Length: 0.02	MPO: N							FFOS:	0	0	0	0	0
Fund Cat: Taking Care Of System	Fed: 263	State: 66	Local: 0				Payments:	0	0	0	0	0	
Sec Cat: Rehab And Reconst	Awd Date: Fall 20	Anticipated Fed Cat: NHPP											
TIP #: Let With:	Future Cost: 0		Estimate Total: 335										

* Subject to the approval of the Transportation Improvement Program by the governing Metropolitan Planning Organization.

Jun-13-2019

Section 4 - 23

District Northwest

Dollars in Thousands



2020-2024 Highway and Bridge Construction Schedule

Transportation Planning

P.O. Box 270
Jefferson City, MO 65102

Construction contingency applied to construction cost in the year the project is awarded.

Three percent project growth factor compounded annually is applied to right-of-way and construction costs in program years 2, 3, 4, and 5.

No inflation is applied to the Funding From Other Sources (FFOS) or Payments.

Engineering includes PE costs, CE costs and R/W incidentals.

Construction contingency applied to construction cost in the year the project is awarded. Three percent project growth factor compounded annually is applied to right-of-way and construction costs in program years 2, 3, 4, and 5. No inflation is applied to the Funding From Other Sources (FFOS) or Payments. Engineering includes PE costs, CE costs and R/W incidentals.												STATE FISCAL YEAR PROJECT BUDGETING						
												Prior Prog.	7/2019- 6/2020	7/2020- 6/2021	7/2021- 6/2022	7/2022- 6/2023	7/2023- 6/2024	
County: Mercer	Bridge rehabilitation over Sandy Creek, 1.4 miles south of Rte. 136, near Mount Moriah.											Engineering:	2	2	12	29	0	0
Route: RT D	Project involves bridge N0561.											R/W:	0	0	0	0	0	0
Job No.: 1S3279												Construction:	0	0	0	386	0	0
Length: 0.02	MPO: N											FFOS:	0	0	0	0	0	0
Fund Cat: Taking Care Of System	Fed: 344 State: 85 Local: 0											Payments:	0	0	0	0	0	0
Sec Cat: Rehab And Reconst	Awd Date: 2022 Anticipated Fed Cat: NHPP																	
TIP #:	Let With: Future Cost: 0 Estimate Total: 431																	
County: Mercer	Bridge replacement over Little Muddy Creek, 2.6 miles east of Rte. 65 near Mercer.											Engineering:	3	22	40	58	0	0
Route: RT M	Project involves bridge T0087.											R/W:	0	0	6	0	0	0
Job No.: 1S3218												Construction:	0	0	0	657	0	0
Length: 0.02	MPO: N											FFOS:	0	0	0	0	0	0
Fund Cat: Taking Care Of System	Fed: 628 State: 155 Local: 0											Payments:	0	0	0	0	0	0
Sec Cat: Rehab And Reconst	Awd Date: 2022 Anticipated Fed Cat: NHPP																	
TIP #:	Let With: Future Cost: 0 Estimate Total: 786																	
County: Nodaway	Bridge replacement over Mozingo Creek, 1 mile east of Rte. F near Maryville. Project involves bridge H0512.											Engineering:	7	15	28	52	0	0
Route: US 136												R/W:	0	0	5	0	0	0
Job No.: 1P3107												Construction:	0	0	0	664	0	0
Length: 0.08	MPO: N											FFOS:	0	0	0	0	0	0
Fund Cat: Taking Care Of System	Fed: 612 State: 152 Local: 0											Payments:	0	0	0	0	0	0
Sec Cat: Rehab And Reconst	Awd Date: 2022 Anticipated Fed Cat: NHPP																	
TIP #:	Let With: Future Cost: 0 Estimate Total: 771																	
County: Nodaway	Bridge replacement over Long Branch, 1.2 miles west of Rte. E, near Ravenwood. Project involves bridge H0513.											Engineering:	4	34	60	101	0	0
Route: US 136												R/W:	0	0	21	0	0	0
Job No.: 1P3160												Construction:	0	0	0	1,252	0	0
Length: 0.02	MPO: N											FFOS:	0	0	0	0	0	0
Fund Cat: Taking Care Of System	Fed: 1,175 State: 293 Local: 0											Payments:	0	0	0	0	0	0
Sec Cat: Rehab And Reconst	Awd Date: 2022 Anticipated Fed Cat: NHPP																	
TIP #:	Let With: Future Cost: 0 Estimate Total: 1,472																	
County: Nodaway	Pavement resurfacing from 102 River to Rte. 46 near Ravenwood.											Engineering:	27	38	119	0	0	0
Route: US 136												R/W:	0	0	0	0	0	0
Job No.: 1P3234												Construction:	0	0	1,557	0	0	0
Length: 8.22	MPO: N											FFOS:	0	0	0	0	0	0
Fund Cat: Taking Care Of System	AC-State: 1,371 State: 343 Local: 0											Payments:	0	0	0	0	0	0
Sec Cat: Thin Lift Overlay	Awd Date: Summer 20 Anticipated Fed Cat: NHPP																	
TIP #:	Let With: Future Cost: 0 Estimate Total: 1,741																	

* Subject to the approval of the Transportation Improvement Program by the governing Metropolitan Planning Organization.

Jun-13-2019

Section 4 - 24

District Northwest

Dollars in Thousands



2020-2024 Highway and Bridge Construction Schedule

Transportation Planning

P.O. Box 270
Jefferson City, MO 65102

Construction contingency applied to construction cost in the year the project is awarded.

Three percent project growth factor compounded annually is applied to right-of-way and construction costs in program years 2, 3, 4, and 5.

No inflation is applied to the Funding From Other Sources (FFOS) or Payments.

Engineering includes PE costs, CE costs and R/W incidentals.

Construction contingency applied to construction cost in the year the project is awarded. Three percent project growth factor compounded annually is applied to right-of-way and construction costs in program years 2, 3, 4, and 5. No inflation is applied to the Funding From Other Sources (FFOS) or Payments. Engineering includes PE costs, CE costs and R/W incidentals.							STATE FISCAL YEAR PROJECT BUDGETING					
							Prior Prog.	7/2019-	7/2020-	7/2021-	7/2022-	7/2023-
								6/2020	6/2021	6/2022	6/2023	6/2024
County: Nodaway	Bridge replacement over Florida Creek, 0.7 mile west of Rte. AB near Maryville. Project involves bridge S0920.		Engineering:	120	59	0	0	0	0			
Route: MO 46			R/W:	0	5	0	0	0	0			
Job No.: 1S0447			Construction:	0	641	0	0	0	0			
Length: 0.10	MPO: N		FFOS:	0	0	0	0	0	0			
Fund Cat: Taking Care Of System		Fed: 564 State: 141 Local: 0	Payments:	0	0	0	0	0	0			
Sec Cat: Rehab And Reconst	Awd Date: Winter 20	Anticipated Fed Cat: NHPP										
TIP #: Let With: 1S3139, 1S0616, 1S3138		Future Cost: 0 Estimate Total: 825										
County: Nodaway	Bridge replacement over White Cloud Creek, 2.3 miles east of Rte. AB near Maryville. Project involves bridge S0922.		Engineering:	92	69	0	0	0	0			
Route: MO 46			R/W:	0	5	0	0	0	0			
Job No.: 1S0616			Construction:	0	766	0	0	0	0			
Length: 0.10	MPO: N		FFOS:	0	0	0	0	0	0			
Fund Cat: Taking Care Of System		Fed: 673 State: 167 Local: 0	Payments:	0	0	0	0	0	0			
Sec Cat: Rehab And Reconst	Awd Date: Winter 20	Anticipated Fed Cat: NHPP										
TIP #: Let With: 1S3139, 1S0447, 1S3138		Future Cost: 0 Estimate Total: 932										
County: Nodaway	Bridge replacement over Big Slough Creek, 0.8 mile west of Rte. AB near Maryville. Project involves bridge S0919.		Engineering:	73	52	0	0	0	0			
Route: MO 46			R/W:	0	9	0	0	0	0			
Job No.: 1S3138			Construction:	0	554	0	0	0	0			
Length: 0.10	MPO: N		FFOS:	0	0	0	0	0	0			
Fund Cat: Taking Care Of System		Fed: 492 State: 123 Local: 0	Payments:	0	0	0	0	0	0			
Sec Cat: Rehab And Reconst	Awd Date: Winter 20	Anticipated Fed Cat: NHPP										
TIP #: Let With: 1S3139, 1S0616, 1S0447		Future Cost: 0 Estimate Total: 688										
County: Nodaway	Bridge replacement over stream, 3.2 miles east of Rte. AB near Maryville. Project involves bridge S0921.		Engineering:	61	60	0	0	0	0			
Route: MO 46			R/W:	0	5	0	0	0	0			
Job No.: 1S3139			Construction:	0	697	0	0	0	0			
Length: 0.10	MPO: N		FFOS:	0	0	0	0	0	0			
Fund Cat: Taking Care Of System		Fed: 610 State: 152 Local: 0	Payments:	0	0	0	0	0	0			
Sec Cat: Rehab And Reconst	Awd Date: Winter 20	Anticipated Fed Cat: NHPP										
TIP #: Let With: 1S0616, 1S0447, 1S3138		Future Cost: 0 Estimate Total: 823										
County: Nodaway	Pavement resurfacing and add rumblestrips from Rte. 136, at Ravenwood, to Rte. 169 in Grant City. \$844,000 Open Container funds.		Engineering:	130	287	0	0	0	0			
Route: MO 46			R/W:	0	0	0	0	0	0			
Job No.: 1S3172			Construction:	0	3,604	0	0	0	0			
Length: 24.18	MPO: N		FFOS:	0	844	0	0	0	0			
Fund Cat: Taking Care Of System		Fed: 3,113 State: 778 Local: 0	Payments:	0	0	0	0	0	0			
Sec Cat: Rehab And Reconst	Awd Date: Fall 19	Anticipated Fed Cat: STBG										
TIP #: Let With:		Future Cost: 0 Estimate Total: 4,021										

* Subject to the approval of the Transportation Improvement Program by the governing Metropolitan Planning Organization.

Jun-13-2019

Section 4 - 25

District Northwest

Dollars in Thousands



2020-2024 Highway and Bridge Construction Schedule

Transportation Planning

P.O. Box 270
Jefferson City, MO 65102

Construction contingency applied to construction cost in the year the project is awarded.

Three percent project growth factor compounded annually is applied to right-of-way and construction costs in program years 2, 3, 4, and 5.

No inflation is applied to the Funding From Other Sources (FFOS) or Payments.

Engineering includes PE costs, CE costs and R/W incidentals.

Construction contingency applied to construction cost in the year the project is awarded. Three percent project growth factor compounded annually is applied to right-of-way and construction costs in program years 2, 3, 4, and 5. No inflation is applied to the Funding From Other Sources (FFOS) or Payments. Engineering includes PE costs, CE costs and R/W incidentals.							STATE FISCAL YEAR PROJECT BUDGETING						
							Prior Prog.	7/2019- 6/2020	7/2020- 6/2021	7/2021- 6/2022	7/2022- 6/2023	7/2023- 6/2024	
County: Nodaway Route: MO 46 Job No.: 1S3221 Length: 11.54 MPO: N Fund Cat: Taking Care Of System Sec Cat: Low Type Resurfacing Awd Date: 2021 Anticipated Fed Cat: STBG TIP #: Let With: Future Cost: 0 Estimate Total: 1,015	Pavement resurfacing from Rte. 113 to Rte. 71 in Maryville.						Engineering:	2	18	69	0	0	0
							R/W:	0	0	0	0	0	0
							Construction:	0	0	926	0	0	0
							FFOS:	0	0	0	0	0	0
							Payments:	0	0	0	0	0	0
County: Nodaway Route: MO 46 Job No.: 1S3258 Length: 0.04 MPO: N Fund Cat: Taking Care Of System Sec Cat: Rehab And Reconst Awd Date: 2022 Anticipated Fed Cat: NHPP TIP #: Let With: Future Cost: 0 Estimate Total: 1,701	Bridge replacement over the Nodaway River, 1 mile west of Rte. 113, near Skidmore. Project involves bridge S0918.						Engineering:	10	75	135	132	0	0
							R/W:	0	0	9	0	0	0
							Construction:	0	0	0	1,340	0	0
							FFOS:	0	0	0	0	0	0
							Payments:	0	0	0	0	0	0
County: Putnam Route: MO 129 Job No.: 1P3168B Length: 19.94 MPO: N Fund Cat: Taking Care Of System Sec Cat: Preventive Maint Awd Date: Summer 19 Anticipated Fed Cat: STBG TIP #: Let With: 1P3294 Future Cost: 0 Estimate Total: 462	Pavement preservation treatment from Rte. 136 to Rte. 6 in Green City.						Engineering:	0	39	0	0	0	0
							R/W:	0	0	0	0	0	0
							Construction:	0	423	0	0	0	0
							FFOS:	0	0	0	0	0	0
							Payments:	0	0	0	0	0	0
County: Putnam Route: MO 129 Job No.: 1S3227 Length: 11.05 MPO: N Fund Cat: Taking Care Of System Sec Cat: Low Type Resurfacing Awd Date: Fall 19 Anticipated Fed Cat: STBG TIP #: Let With: Future Cost: 0 Estimate Total: 923	Pavement resurfacing from the Iowa State line to Rte. 136 near Unionville.						Engineering:	4	79	0	0	0	0
							R/W:	0	0	0	0	0	0
							Construction:	0	840	0	0	0	0
							FFOS:	0	0	0	0	0	0
							Payments:	0	0	0	0	0	0
County: Putnam Route: MO 5 Job No.: 1P3246 Length: 8.44 MPO: N Fund Cat: Taking Care Of System Sec Cat: Preventive Maint Awd Date: 2024 Anticipated Fed Cat: STBG TIP #: Let With: Future Cost: 0 Estimate Total: 211	Pavement preservation treatment from Iowa State line to Rte. 136 in Unionville.						Engineering:	1	2	2	2	2	13
							R/W:	0	0	0	0	0	0
							Construction:	0	0	0	0	0	189
							FFOS:	0	0	0	0	0	0
							Payments:	0	0	0	0	0	0

* Subject to the approval of the Transportation Improvement Program by the governing Metropolitan Planning Organization.

Jun-13-2019

Section 4 - 26

District Northwest

Dollars in Thousands



2020-2024 Highway and Bridge Construction Schedule

Construction contingency applied to construction cost in the year the project is awarded.

Three percent project growth factor compounded annually is applied to right-of-way and construction costs in program years 2, 3, 4, and 5.

No inflation is applied to the Funding From Other Sources (FFOS) or Payments.

Engineering includes PE costs, CE costs and R/W incidentals.

						STATE FISCAL YEAR PROJECT BUDGETING					
						Prior Prog.	7/2019- 6/2020	7/2020- 6/2021	7/2021- 6/2022	7/2022- 6/2023	7/2023- 6/2024
County: Putnam	Bridge rehabilitation over North Blackbird Creek, 2.6 miles south of Rte. 129 near	Engineering:	6	7	21	0	0	0	0	0	0
Route: RT Y	Unionville. Project involves bridge P0834.	R/W:	0	0	0	0	0	0	0	0	0
Job No.: 1S3163		Construction:	0	0	260	0	0	0	0	0	0
Length: 0.01	MPO: N	FFOS:	0	0	0	0	0	0	0	0	0
Fund Cat: Taking Care Of System	Fed: 231 State: 57 Local: 0	Payments:	0	0	0	0	0	0	0	0	0
Sec Cat: Rehab And Reconst	Awd Date: Fall 20 Anticipated Fed Cat: NHPP										
TIP #: Let With:	Future Cost: 0 Estimate Total: 294										
County: Putnam	Bridge rehabilitation over Sandy Creek, 2.5 miles north of Rte. 136, near Unionville.	Engineering:	2	2	10	31	0	0	0	0	0
Route: RT YY	Project involves bridge N0133.	R/W:	0	0	0	0	0	0	0	0	0
Job No.: 1S3278		Construction:	0	0	0	407	0	0	0	0	0
Length: 0.02	MPO: N	FFOS:	0	0	0	0	0	0	0	0	0
Fund Cat: Taking Care Of System	Fed: 361 State: 89 Local: 0	Payments:	0	0	0	0	0	0	0	0	0
Sec Cat: Rehab And Reconst	Awd Date: 2022 Anticipated Fed Cat: NHPP										
TIP #: Let With:	Future Cost: 0 Estimate Total: 452										
County: Sullivan	Upgrade pedestrian facilities to comply with the ADA Transition Plan within the city	Engineering:	34	103	109	0	0	0	0	0	0
Route: MO 129	limits of Green City. \$135,000 Statewide Transportation Alternative funds.	R/W:	0	43	0	0	0	0	0	0	0
Job No.: 1P3168		Construction:	0	0	621	0	0	0	0	0	0
Length: 1.19	MPO: N	FFOS:	0	0	135	0	0	0	0	0	0
Fund Cat: Taking Care Of System	Fed: 701 State: 175 Local: 0	Payments:	0	0	0	0	0	0	0	0	0
Sec Cat: N- Ada Trans	Awd Date: 2021 Anticipated Fed Cat: STBG										
TIP #: Let With:	Future Cost: 0 Estimate Total: 910										
County: Sullivan	Pavement preservation treatment from Rte. C, south of Green City, to Rte. 11.	Engineering:	1	7	21	0	0	0	0	0	0
Route: MO 129		R/W:	0	0	0	0	0	0	0	0	0
Job No.: 1S3247		Construction:	0	0	279	0	0	0	0	0	0
Length: 11.36	MPO: N	FFOS:	0	0	0	0	0	0	0	0	0
Fund Cat: Taking Care Of System	AC-State: 246 State: 61 Local: 0	Payments:	0	0	0	0	0	0	0	0	0
Sec Cat: Preventive Maint	Awd Date: 2021 Anticipated Fed Cat: STBG										
TIP #: Let With:	Future Cost: 0 Estimate Total: 308										
County: Sullivan	Upgrade pedestrian facilities to comply with the ADA Transition Plan and pavement	Engineering:	205	175	0	0	0	0	0	0	0
Route: MO 6	resurfacing within the city limits of Green Castle. \$1,027,000 Statewide Transportation	R/W:	10	0	0	0	0	0	0	0	0
Job No.: 1P3239	Alternative funds.	Construction:	0	1,457	0	0	0	0	0	0	0
Length: 0.51	MPO: N	FFOS:	0	1,027	0	0	0	0	0	0	0
Fund Cat: Taking Care Of System	Fed: 1,306 State: 326 Local: 0	Payments:	0	0	0	0	0	0	0	0	0
Sec Cat: N- Ada Trans	Awd Date: Fall 19 Anticipated Fed Cat: STBG										
TIP #: Let With: 1S3243	Future Cost: 0 Estimate Total: 1,847										

* Subject to the approval of the Transportation Improvement Program by the governing Metropolitan Planning Organization.



2020-2024 Highway and Bridge Construction Schedule

Transportation Planning

P.O. Box 270
Jefferson City, MO 65102

Construction contingency applied to construction cost in the year the project is awarded.

Three percent project growth factor compounded annually is applied to right-of-way and construction costs in program years 2, 3, 4, and 5.

No inflation is applied to the Funding From Other Sources (FFOS) or Payments.

Engineering includes PE costs, CE costs and R/W incidentals.

Construction contingency applied to construction cost in the year the project is awarded. Three percent project growth factor compounded annually is applied to right-of-way and construction costs in program years 2, 3, 4, and 5. No inflation is applied to the Funding From Other Sources (FFOS) or Payments. Engineering includes PE costs, CE costs and R/W incidentals.							STATE FISCAL YEAR PROJECT BUDGETING						
							Prior Prog.	7/2019- 6/2020	7/2020- 6/2021	7/2021- 6/2022	7/2022- 6/2023	7/2023- 6/2024	
County: Sullivan	Pavement preservation treatment from Green City to Green Castle.						Engineering:	5	11	0	0	0	0
Route: MO 6							R/W:	0	0	0	0	0	0
Job No.: 1P3294							Construction:	0	90	0	0	0	0
Length: 4.14	MPO: N						FFOS:	0	0	0	0	0	0
Fund Cat: Taking Care Of System	Fed: 81	State: 20	Local: 0				Payments:	0	0	0	0	0	0
Sec Cat: Preventive Maint	Awd Date: Summer 19	Anticipated Fed Cat: NHPP											
TIP #: Let With: 1P3168B	Future Cost: 0					Estimate Total: 106							
County: Sullivan	Upgrade pedestrian facilities to comply with the ADA Transition Plan and roadway repair on Rte. FF and Rte. D in Green Castle. \$344,000 Statewide Transportation Alternative funds.						Engineering:	180	118	0	0	0	0
Route: RT D							R/W:	10	0	0	0	0	0
Job No.: 1S3243							Construction:	0	997	0	0	0	0
Length: 0.69	MPO: N						FFOS:	0	344	0	0	0	0
Fund Cat: Taking Care Of System	Fed: 892	State: 223	Local: 0				Payments:	0	0	0	0	0	0
Sec Cat: N- Ada Trans	Awd Date: Fall 19	Anticipated Fed Cat: STBG											
TIP #: Let With: 1P3239	Future Cost: 0					Estimate Total: 1,305							
County: Sullivan	Bridge replacement over East Medicine Creek Drainage Ditch, 0.2 mile east of Rte. 139 near Osgood. Project involves bridge P0956.						Engineering:	70	135	0	0	0	0
Route: RT PP							R/W:	0	5	0	0	0	0
Job No.: 1S3140							Construction:	0	1,436	0	0	0	0
Length: 0.12	MPO: N						FFOS:	0	0	0	0	0	0
Fund Cat: Taking Care Of System	Fed: 1,261	State: 315	Local: 0				Payments:	0	0	0	0	0	0
Sec Cat: Rehab And Reconst	Awd Date: Winter 20	Anticipated Fed Cat: NHPP											
TIP #: Let With:	Future Cost: 0					Estimate Total: 1,646							
County: Various	Job Order Contracting for guard cable and guardrail repair at various major route locations in the Northwest District.						Engineering:	0	1	40	0	0	0
Route: Various							R/W:	0	0	0	0	0	0
Job No.: 1P3126							Construction:	0	0	515	0	0	0
Length: 0.00	MPO: Y						FFOS:	0	0	0	0	0	0
Fund Cat: Taking Care Of System	AC-State: 445	State: 111	Local: 0				Payments:	0	0	0	0	0	0
Sec Cat: Routine Maintenance	Awd Date: 2021	Anticipated Fed Cat: STBG											
TIP #: HE-2018-01	Let With:	Future Cost: 0					Estimate Total: 556						
County: Various	Job Order Contracting for guardrail and guard cable repair on various major route locations in the Northwest District.						Engineering:	5	40	0	0	0	0
Route: Various							R/W:	0	0	0	0	0	0
Job No.: 1P3244							Construction:	0	500	0	0	0	0
Length: 0.00	MPO: Y						FFOS:	0	0	0	0	0	0
Fund Cat: Taking Care Of System	AC-State: 432	State: 108	Local: 0				Payments:	0	0	0	0	0	0
Sec Cat: Routine Maintenance	Awd Date: Spring 20	Anticipated Fed Cat: NHPP											
TIP #: HE-2019-01	Let With:	Future Cost: 0					Estimate Total: 545						

* Subject to the approval of the Transportation Improvement Program by the governing Metropolitan Planning Organization.

Jun-13-2019

Section 4 - 28

District Northwest

Dollars in Thousands



2020-2024 Highway and Bridge Construction Schedule

Transportation Planning

P.O. Box 270
Jefferson City, MO 65102

Construction contingency applied to construction cost in the year the project is awarded.

Three percent project growth factor compounded annually is applied to right-of-way and construction costs in program years 2, 3, 4, and 5.

No inflation is applied to the Funding From Other Sources (FFOS) or Payments.

Engineering includes PE costs, CE costs and R/W incidentals.

						STATE FISCAL YEAR PROJECT BUDGETING					
						Prior Prog.	7/2019- 6/2020	7/2020- 6/2021	7/2021- 6/2022	7/2022- 6/2023	7/2023- 6/2024
County: Various	Upgrade pedestrian facilities to comply with the ADA Transition Plan at various locations in the Northwest District. \$823,000 Statewide Transportation Alternative funds.					Engineering:	35	75	80	0	0
Route: Various						R/W:	0	0	0	0	0
Job No.: 1P3288						Construction:	0	0	2,215	0	0
Length: 0.00	MPO: N					FFOS:	0	0	823	0	0
Fund Cat: Taking Care Of System	Fed: 1,896 State: 474 Local: 0					Payments:	0	0	0	0	0
Sec Cat: N- Ada Trans	Awd Date: 2021 Anticipated Fed Cat: STBG										
TIP #:	Let With: Future Cost: 0 Estimate Total: 2,405										
County: Various	On-call work zone enforcement at various locations in the Northwest District.					Engineering:	0	2	0	0	0
Route: Various						R/W:	0	0	0	0	0
Job No.: 1P3313						Construction:	0	0	0	0	0
Length: 0.00	MPO: N					FFOS:	0	0	0	0	0
Fund Cat: Taking Care Of System	Fed: 11 State: 1 Local: 0					Payments:	0	10	0	0	0
Sec Cat: Systems Operations	Awd Date: N/A Anticipated Fed Cat: Safety										
TIP #:	Let With: Future Cost: 0 Estimate Total: 12										
County: Various	On-call work zone enforcement at various locations in the Northwest District.					Engineering:	0	1	2	0	0
Route: Various						R/W:	0	0	0	0	0
Job No.: 1P3314						Construction:	0	0	0	0	0
Length: 0.00	MPO: N					FFOS:	0	0	0	0	0
Fund Cat: Safety	Fed: 12 State: 1 Local: 0					Payments:	0	0	10	0	0
Sec Cat: Safety	Awd Date: N/A Anticipated Fed Cat: Safety										
TIP #:	Let With: Future Cost: 0 Estimate Total: 13										
County: Various	On-call work zone enforcement at various locations in the Northwest District.					Engineering:	0	1	1	2	0
Route: Various						R/W:	0	0	0	0	0
Job No.: 1P3315						Construction:	0	0	0	0	0
Length: 0.00	MPO: N					FFOS:	0	0	0	0	0
Fund Cat: Safety	Fed: 13 State: 1 Local: 0					Payments:	0	0	0	10	0
Sec Cat: Safety	Awd Date: N/A Anticipated Fed Cat: Safety										
TIP #:	Let With: Future Cost: 0 Estimate Total: 14										
County: Various	Safety improvements at various locations in the Northwest District. \$493,000 Open Container Funds					Engineering:	0	2	50	123	0
Route: Various						R/W:	0	0	0	0	0
Job No.: 1P3316						Construction:	0	0	0	1,510	0
Length: 0.00	MPO: N					FFOS:	0	0	0	493	0
Fund Cat: Safety	Fed: 1,517 State: 168 Local: 0					Payments:	0	0	0	0	0
Sec Cat: Safety	Awd Date: 2022 Anticipated Fed Cat: Safety										
TIP #:	Let With: Future Cost: 0 Estimate Total: 1,685										

* Subject to the approval of the Transportation Improvement Program by the governing Metropolitan Planning Organization.

Jun-13-2019

Section 4 - 29

District Northwest

Dollars in Thousands



2020-2024 Highway and Bridge Construction Schedule

Transportation Planning

P.O. Box 270
Jefferson City, MO 65102

Construction contingency applied to construction cost in the year the project is awarded.

Three percent project growth factor compounded annually is applied to right-of-way and construction costs in program years 2, 3, 4, and 5.

No inflation is applied to the Funding From Other Sources (FFOS) or Payments.

Engineering includes PE costs, CE costs and R/W incidentals.

Construction contingency applied to construction cost in the year the project is awarded. Three percent project growth factor compounded annually is applied to right-of-way and construction costs in program years 2, 3, 4, and 5. No inflation is applied to the Funding From Other Sources (FFOS) or Payments. Engineering includes PE costs, CE costs and R/W incidentals.													STATE FISCAL YEAR PROJECT BUDGETING						
													Prior Prog.	7/2019- 6/2020	7/2020- 6/2021	7/2021- 6/2022	7/2022- 6/2023	7/2023- 6/2024	
County: Various	Curve safety improvements at various locations in the Northwest District.												Engineering:	0	2	3	13	0	0
Route: Various													R/W:	0	0	0	0	0	0
Job No.: 1P3333													Construction:	0	0	0	127	0	0
Length: 0.00	MPO: N											FFOS:	0	0	0	0	0	0	
Fund Cat: Safety	Fed: 130 State: 15 Local: 0												Payments:	0	0	0	0	0	0
Sec Cat: Safety	Awd Date: 2022 Anticipated Fed Cat: Safety																		
TIP #:	Let With:	Future Cost: 0 Estimate Total: 145																	
County: Various	Curve safety improvements at various locations in the Northwest District.												Engineering:	0	3	22	0	0	0
Route: Various													R/W:	0	0	0	0	0	0
Job No.: 1P3334													Construction:	0	0	222	0	0	0
Length: 0.00	MPO: N											FFOS:	0	0	0	0	0	0	
Fund Cat: Safety	Fed: 222 State: 25 Local: 0												Payments:	0	0	0	0	0	0
Sec Cat: Safety	Awd Date: 2021 Anticipated Fed Cat: Safety																		
TIP #:	Let With:	Future Cost: 0 Estimate Total: 247																	
County: Various	Upgrade pedestrian facilities to comply with ADA transition plan at various locations in the Northwest District. \$893,000 Statewide Transportation Alternative funds.												Engineering:	0	41	247	318	0	0
Route: Various													R/W:	0	0	0	0	0	0
Job No.: 1S3311													Construction:	0	0	0	2,921	0	0
Length: 0.00	MPO: N											FFOS:	0	0	0	893	0	0	
Fund Cat: Taking Care Of System	Fed: 2,822 State: 705 Local: 0												Payments:	0	0	0	0	0	0
Sec Cat: N- Ada Trans	Awd Date: 2022 Anticipated Fed Cat: STBG																		
TIP #:	Let With:	Future Cost: 0 Estimate Total: 3,527																	
County: Various	Payback beginning in SFY 2008 for Safe and Sound bridges in the Northwest District.												Engineering:	0	0	0	0	0	0
Route: Various													R/W:	169	0	0	0	0	0
Job No.: 5B08000													Construction:	0	0	0	0	0	0
Length: 0.00	MPO: Y											FFOS:	169	0	0	0	0	0	
Fund Cat: Taking Care Of System	Fed: 0 State: 44,865 Local: 0												Payments:	71,604	8,973	8,973	8,973	8,973	8,973
Sec Cat: Rehab And Reconst	Awd Date: N/A Anticipated Fed Cat: State																		
TIP #: BR-33	Let With:	Future Cost: 75,001 - 100,000 Estimate Total: 116,638																	
County: Worth	Pavement resurfacing from Iowa State line to Rte. 136 near Albany.												Engineering:	0	2	19	52	272	0
Route: US 169													R/W:	0	0	0	0	0	0
Job No.: 1P3304													Construction:	0	0	0	0	3,825	0
Length: 23.24	MPO: N											FFOS:	0	0	0	0	0	0	
Fund Cat: Taking Care Of System	AC-State: 3,337 State: 833 Local: 0												Payments:	0	0	0	0	0	0
Sec Cat: Thin Lift Overlay	Awd Date: 2023 Anticipated Fed Cat: STBG																		
TIP #:	Let With:	Future Cost: 0 Estimate Total: 4,170																	

* Subject to the approval of the Transportation Improvement Program by the governing Metropolitan Planning Organization.

Jun-13-2019

Section 4 - 30

District Northwest

Dollars in Thousands



2020-2024 Highway and Bridge Construction Schedule

Transportation Planning

P.O. Box 270
Jefferson City, MO 65102

Construction contingency applied to construction cost in the year the project is awarded.

Three percent project growth factor compounded annually is applied to right-of-way and construction costs in program years 2, 3, 4, and 5.

No inflation is applied to the Funding From Other Sources (FFOS) or Payments.

Engineering includes PE costs, CE costs and R/W incidentals.

						STATE FISCAL YEAR PROJECT BUDGETING					
						Prior Prog.	7/2019- 6/2020	7/2020- 6/2021	7/2021- 6/2022	7/2022- 6/2023	7/2023- 6/2024
County:	Worth	Bridge replacement over the Middle Fork Grand River, 0.5 mile north of Rte. W near Gentry. Project involves bridge H0617.				Engineering:	122	222	0	0	0
Route:	RT YY					R/W:	6	0	0	0	0
Job No.:	1S3134					Construction:	0	1,589	0	0	0
Length:	0.14	MPO: N				FFOS:	0	0	0	0	0
Fund Cat:	Taking Care Of System	Fed:	0	State:	1,811	Local:	0				
Sec Cat:	Rehab And Reconst	Awd Date:	Fall 19	Anticipated Fed Cat:	State	Payments:	0	0	0	0	0
TIP #:	Let With:	Future Cost:	0	Estimate Total:	1,939						

* Subject to the approval of the Transportation Improvement Program by the governing Metropolitan Planning Organization.

Jun-13-2019

Section 4 - 31

District Northwest

Dollars in Thousands



2020-2024 Highway and Bridge Construction Schedule

Transportation Planning

P.O. Box 270
Jefferson City, MO 65102

Construction contingency applied to construction cost in the year the project is awarded.
Three percent project growth factor compounded annually is applied to right-of-way and construction costs in program years 2, 3, 4, and 5.
No inflation is applied to the Funding From Other Sources (FFOS) or Payments.
Engineering includes PE costs, CE costs and R/W incidentals.

Northwest

Total

STATE FISCAL YEAR PROJECT BUDGETING						
	Prior Prog.	7/2019- 6/2020	7/2020- 6/2021	7/2021- 6/2022	7/2022- 6/2023	7/2023- 6/2024
FFOS:	169	3,087	2,111	6,401	0	0
Total R/W:	230	132	81	0	0	0
Total Construction:	0	91,742	57,824	61,836	6,774	10,260
Paybacks:	71,604	8,983	9,340	8,983	8,973	8,973
Sub-Total:	71,834	100,857	67,245	70,819	15,747	19,233
Total Engineering:	5,297	9,728	6,015	5,230	556	681
Grand Total:	77,131	110,585	73,260	76,049	16,303	19,914

	2020	2021	2022	2023	2024
State	44,041	20,519	18,809	10,438	11,161
AC-State	10,239	24,164	16,407	3,323	5,740
Local	0	0	4,500	0	0
Sub-total State	54,280	44,683	39,716	13,761	16,901

Federal					
Sub-total Federal	56,305	28,577	36,333	2,542	3,013
Grand Total	110,585	73,260	76,049	16,303	19,914

Project Count: 151

* Subject to the approval of the Transportation Improvement Program by the governing Metropolitan Planning Organization.

Jun-13-2019

Section 4 - 1

District Northwest

Dollars in Thousands

**District Program Summary
Northwest**

(Dollars in Millions)

Amounts include construction and right of way, excludes engineering.

State Fiscal Year	2020	2021	2022	2023	2024
Statewide Interstate And Major Bridge - Available					
Statewide Interstate And Major Bridge - FFOS	0.000	0.000	4.500	0.000	0.000
Statewide Interstate And Major Bridge - Fund Transfers	28.527	11.773	4.500	0.000	0.000
Statewide Interstate And Major Bridge - Carryover	0.170	0.000	0.000	0.000	0.000
Award and Completed Project Adjustments	0.000	0.000	0.000	0.000	0.000
Statewide Interstate And Major Bridge - Total Available	28.697	11.773	9.000	0.000	0.000
Statewide Interstate And Major Bridge - Programmed	28.527	12.126	9.548	0.000	0.000
Safety - Available	1.137	1.722	1.706	1.706	1.705
Safety - FFOS	0.000	0.000	0.493	0.000	0.000
Safety - Fund Transfers	-1.187	-1.471	-0.430	0.000	0.000
Safety - Carryover	0.000	0.000	0.000	0.000	0.000
Award and Completed Project Adjustments	-0.395	0.066	0.000	0.050	0.000
Safety - Total Available	-0.445	0.317	1.769	1.756	1.705
Safety - Programmed	0.000	0.232	1.647	0.000	0.000
Taking Care Of System - Available	22.989	23.167	53.173	54.769	56.412
Taking Care Of System - FFOS	3.087	1.754	1.408	0.000	0.000
Taking Care Of System - Fund Transfers	35.484	26.002	0.000	0.000	0.000
Taking Care Of System - Carryover	-12.306	0.000	0.000	0.000	0.000
Award and Completed Project Adjustments	0.896	5.475	1.991	0.349	0.000
Taking Care Of System - Total Available	50.150	56.398	56.572	55.118	56.412
Taking Care Of System - Programmed	72.330	54.529	59.624	15.747	19.234
Flexible & Other - Available					
Flexible & Other - FFOS	0.000	0.357	0.000	0.000	0.000
Flexible & Other - Fund Transfers	0.000	0.000	0.000	0.000	0.000
Flexible & Other - Carryover	1.242	0.000	0.000	0.000	0.000
Award and Completed Project Adjustments	0.000	0.000	0.000	0.000	0.000
Flexible & Other - Total Available	1.242	0.357	0.000	0.000	0.000
Flexible & Other - Programmed	0.000	0.357	0.000	0.000	0.000
Statewide Safety - Available					
Statewide Safety - FFOS	0.000	0.000	0.000	0.000	0.000
Statewide Safety - Fund Transfers	0.000	0.000	0.000	0.000	0.000
Statewide Safety - Carryover	0.000	0.000	0.000	0.000	0.000
Award and Completed Project Adjustments	0.000	0.000	0.000	0.000	0.000
Statewide Safety - Total Available	0.000	0.000	0.000	0.000	0.000
Statewide Safety - Programmed	0.000	0.000	0.000	0.000	0.000
Statewide Major Projects & Emerging Needs - Available					
Statewide Major Projects & Emerging Needs - FFOS	0.000	0.000	0.000	0.000	0.000
Statewide Major Projects & Emerging Needs - Fund Transfers	0.000	0.000	0.000	0.000	0.000
Statewide Major Projects & Emerging Needs - Carryover	2.020	0.000	0.000	0.000	0.000
Award and Completed Project Adjustments	0.000	0.000	0.000	0.000	0.000
Statewide Major Projects & Emerging Needs - Total Available	2.020	0.000	0.000	0.000	0.000
Statewide Major Projects & Emerging Needs - Programmed	0.000	0.000	0.000	0.000	0.000
Statewide Amendment 3 - Available					
Statewide Amendment 3 - FFOS	0.000	0.000	0.000	0.000	0.000
Statewide Amendment 3 - Fund Transfers	0.000	0.000	0.000	0.000	0.000
Statewide Amendment 3 - Carryover	0.010	0.000	0.000	0.000	0.000
Award and Completed Project Adjustments	0.000	0.000	0.000	0.000	0.000
Statewide Amendment 3 - Total Available	0.010	0.000	0.000	0.000	0.000
Statewide Amendment 3 - Programmed	0.000	0.000	0.000	0.000	0.000

*Note: Three percent inflation compounded annually applied to program years 2021 - 2024
Two percent construction contingency applied to construction.*

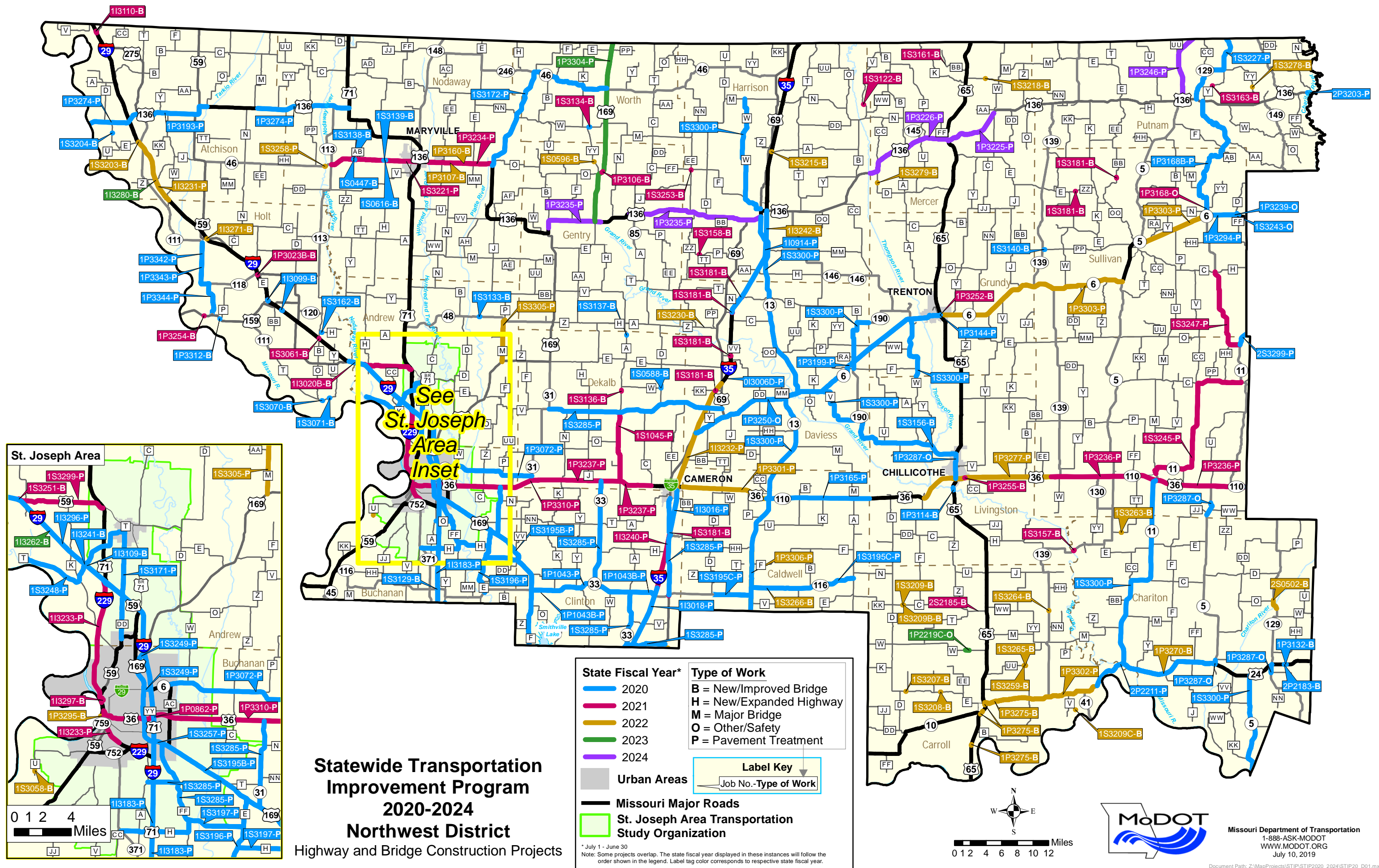
**District Program Summary
Northwest**

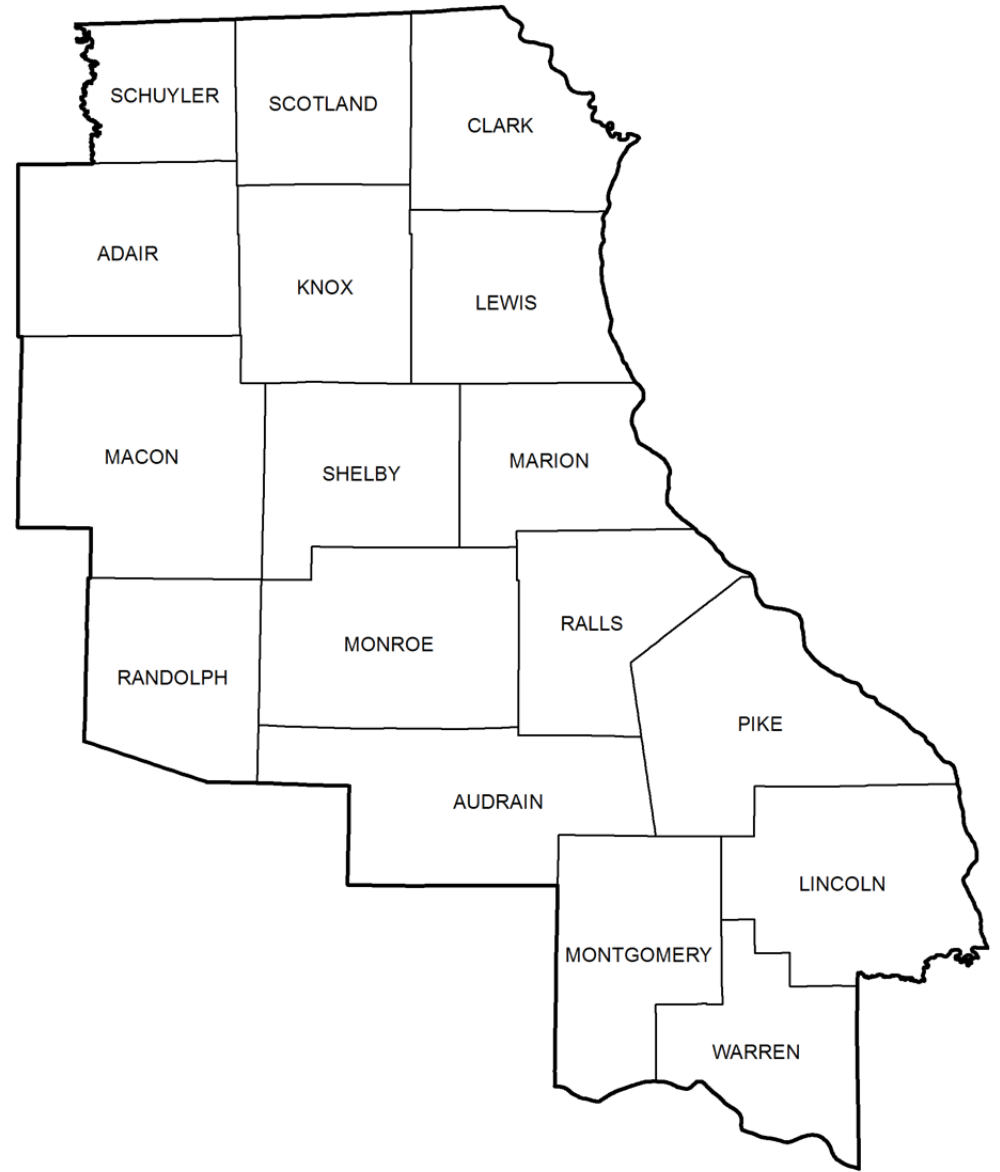
(Dollars in Millions)

Amounts include construction and right of way, excludes engineering.

Total Categorized Funding Available by SFY	81.674	68.845	67.341	56.874	58.117
Total Flexible Funds Available	0.028	0.633	6.510	7.950	0.033
Adjustments	0.501	5.541	1.991	0.399	0.000
Carryovers	-8.864				
Total Available by SFY	81.702	69.478	73.851	64.824	58.150
Total Programmed by SFY	100.857	67.244	70.819	15.747	19.234

*Note: Three percent inflation compounded annually applied to program years 2021 - 2024
Two percent construction contingency applied to construction.*





MoDOT's Northeast District

Projects in Section 4 shaded in gray represent conditional commitments. If the level of federal funding is reduced, the projects shaded in gray will be delayed to future years.

PROJECT DESCRIPTION KEY

2020-2024 Highway and Bridge Construction Schedule

Construction contingency applied to construction cost in the year the project is awarded.

Three percent project growth factor compounded annually is applied to right-of-way and construction in program years 2, 3, 4, and 5.

No inflation is applied to the Funding From Other Sources (FFOS) or Payments.

Engineering includes PE costs, CE costs, and R/W incidentals.

						STATE FISCAL YEAR PROJECT BUDGETING					
						Prior Prog.	7/2019 6/2020	7/2020 6/2021	7/2021 6/2022	7/2022 6/2023	7/2023 6/2024
County:	XX	Engineering:	99	9	0	0	0	0	0	0	0
Route:	XX	R/W:	0	0	99	0	0	0	0	0	0
Job No.:		Construction:	0	0	0	999	0	0	0	0	0
Length:											
Fund Cat:	MPO: Fed: State: Local:										
Sec Cat:	Award Date Anticipated Fed Cat:	FFOS:	0	0	0	99	0	0	0	0	0
TIP#:	Let With: Future Cost: Estimate Total:	Payments:	0	99	0	0	0	0	0	0	0

Anticipated Federal
Funding Category^

Estimated cost range beyond 2024.

Date project is to be awarded to begin
construction (Season and calendar year
for 2019 & 2020. SFY only beyond 2020).

Projects let in combination.

Metropolitan Planning Organization (Y/N).

Project description and location.

County location of project.

Route location of project.

Project number used to track
project costs.

Total length in 1/100 miles.

Primary Funding Category.*

Secondary Funding Category.**

Transportation Improvement Program
number (MPO projects only).

Total project cost estimate.

Federal, Advanced CN-State,
State and Local share of project
costs.

Dollars programmed
in previous STIPs.

Dollars funded
from other
sources.

Dollars for construction,
utilities and
contingency.

Dollars for right-of-way
(land acquisition).

Dollars to be paid back for
accelerating the project or
payments to others.

Dollars for engineering that include
preliminary engineering, construction
engineering and right-of-way incidentals.

*Primary Funding Category:

Take Care of System
Statewide Interstate & Major Bridge
Safety
Statewide Safety
Flexible & Other
Amendment 3

**Secondary Funding Category:

Enhancements
Low Type Resurfacing
N - Ada Trans (ADA Transition Plan)
Preventive Maint (Preventive Maintenance)
Regional
Rehab And Reconst (Rehabilitation and Reconstruction)
Routine Maintenance
Safety
Systems Operations
Thin Lift Overlay
Urban Safety

^Anticipated Federal Funding Category:

CMAQ - Congestion Mitigation and Air Quality.

* Usually 80% Federal & 20% State funds.

Earmark - usually 80% Federal & 20% State funds.

NHFP - National Highway Freight Program.

* Usually 80% Federal & 20% State funds.

NHPP - National Highway Performance Program.

* Usually 80% Federal & 20% State funds.

* Sometimes 90% Federal & 10% State funds.

Safety - usually 90% Federal & 10% State funds.

State - No federal funds, state only funded.

STBG - Surface Transportation Block Grant program.

* Usually 80% Federal & 20% State funds.

(All Costs in Thousands)



2020-2024 Highway and Bridge Construction Schedule

Transportation Planning

P.O. Box 270
Jefferson City, MO 65102

Construction contingency applied to construction cost in the year the project is awarded.

Three percent project growth factor compounded annually is applied to right-of-way and construction costs in program years 2, 3, 4, and 5.

No inflation is applied to the Funding From Other Sources (FFOS) or Payments.

Engineering includes PE costs, CE costs and R/W incidentals.

Construction contingency applied to construction cost in the year the project is awarded. Three percent project growth factor compounded annually is applied to right-of-way and construction costs in program years 2, 3, 4, and 5. No inflation is applied to the Funding From Other Sources (FFOS) or Payments. Engineering includes PE costs, CE costs and R/W incidentals.													STATE FISCAL YEAR PROJECT BUDGETING						
													Prior Prog.	7/2019- 6/2020	7/2020- 6/2021	7/2021- 6/2022	7/2022- 6/2023	7/2023- 6/2024	
County: Adair	Bridge improvements over Steer Creek 4.7 miles east of Rte. 63 near Kirksville. Project involves bridge S0568.												Engineering:	11	22	102	0	0	0
Route: MO 11													R/W:	0	7	0	0	0	0
Job No.: 2S0413													Construction:	0	0	493	0	0	0
Length: 0.05	MPO: N												FFOS:	0	0	0	0	0	0
Fund Cat: Taking Care Of System	Fed: 499 State: 125 Local: 0												Payments:	0	0	0	0	0	0
Sec Cat: Rehab And Reconst	Awd Date: 2021 Anticipated Fed Cat: NHPP																		
TIP #: Let With: 2S0416	Future Cost: 0 Estimate Total: 635																		
County: Adair	Bridge improvements over Mussel Fork 2.6 miles north of Rte. 129 near Winigan. Project involves bridge K0304.												Engineering:	0	1	5	17	40	161
Route: MO 11													R/W:	0	0	0	2	0	0
Job No.: 2S3256													Construction:	0	0	0	0	0	1,084
Length: 0.08	MPO: N												FFOS:	0	0	0	0	0	0
Fund Cat: Taking Care Of System	Fed: 1,049 State: 261 Local: 0												Payments:	0	0	0	0	0	0
Sec Cat: Rehab And Reconst	Awd Date: 2024 Anticipated Fed Cat: NHPP																		
TIP #: Let With:	Future Cost: 0 Estimate Total: 1,310																		
County: Adair	Bridge improvements over Shuteye Creek 3 miles south of Rte. D near Connelsville. Project involves bridge S0053.												Engineering:	11	28	113	0	0	0
Route: MO 149													R/W:	0	2	0	0	0	0
Job No.: 2S0416													Construction:	0	0	628	0	0	0
Length: 0.06	MPO: N												FFOS:	0	0	0	0	0	0
Fund Cat: Taking Care Of System	Fed: 617 State: 154 Local: 0												Payments:	0	0	0	0	0	0
Sec Cat: Rehab And Reconst	Awd Date: 2021 Anticipated Fed Cat: NHPP																		
TIP #: Let With: 2S0413	Future Cost: 0 Estimate Total: 782																		
County: Adair	Pavement preservation treatment from Rte. 11 in Adair County to Rte. 156 in Macon County near Cardy.												Engineering:	1	15	0	0	0	0
Route: MO 3													R/W:	0	0	0	0	0	0
Job No.: 2S3288													Construction:	0	195	0	0	0	0
Length: 8.81	MPO: N												FFOS:	0	0	0	0	0	0
Fund Cat: Taking Care Of System	AC-State: 168 State: 42 Local: 0												Payments:	0	0	0	0	0	0
Sec Cat: Preventive Maint	Awd Date: Fall 19 Anticipated Fed Cat: STBG																		
TIP #: Let With: 2S3343, 2P3246, 2S3299, 2S3298, 2P3292	Future Cost: 0 Estimate Total: 211																		
County: Adair	Bridge improvements over Chariton River 1 mile east of Rte. 149 near Novinger. Project involves bridge L0534.												Engineering:	7	2	15	27	50	273
Route: MO 6													R/W:	0	0	0	2	0	0
Job No.: 2P2193													Construction:	0	0	0	0	0	2,420
Length: 0.17	MPO: N												FFOS:	0	0	0	0	0	0
Fund Cat: Taking Care Of System	Fed: 2,232 State: 557 Local: 0												Payments:	0	0	0	0	0	0
Sec Cat: Rehab And Reconst	Awd Date: 2024 Anticipated Fed Cat: NHPP																		
TIP #: Let With:	Future Cost: 0 Estimate Total: 2,796																		

* Subject to the approval of the Transportation Improvement Program by the governing Metropolitan Planning Organization.

Jun-13-2019

Section 4 - 1

District Northeast

Dollars in Thousands



2020-2024 Highway and Bridge Construction Schedule

Transportation Planning

P.O. Box 270
Jefferson City, MO 65102

Construction contingency applied to construction cost in the year the project is awarded.

Three percent project growth factor compounded annually is applied to right-of-way and construction costs in program years 2, 3, 4, and 5.

No inflation is applied to the Funding From Other Sources (FFOS) or Payments.

Engineering includes PE costs, CE costs and R/W incidentals.

Construction contingency applied to construction cost in the year the project is awarded. Three percent project growth factor compounded annually is applied to right-of-way and construction costs in program years 2, 3, 4, and 5. No inflation is applied to the Funding From Other Sources (FFOS) or Payments. Engineering includes PE costs, CE costs and R/W incidentals.							STATE FISCAL YEAR PROJECT BUDGETING					
							Prior Prog.	7/2019- 6/2020	7/2020- 6/2021	7/2021- 6/2022	7/2022- 6/2023	7/2023- 6/2024
County: Adair Route: MO 6 Job No.: 2P3246 Length: 20.87 MPO: N Fund Cat: Taking Care Of System												

* Subject to the approval of the Transportation Improvement Program by the governing Metropolitan Planning Organization.

Jun-13-2019

Section 4 - 2

District Northeast

Dollars in Thousands



2020-2024 Highway and Bridge Construction Schedule

Transportation Planning

P.O. Box 270
Jefferson City, MO 65102

Construction contingency applied to construction cost in the year the project is awarded.

Three percent project growth factor compounded annually is applied to right-of-way and construction costs in program years 2, 3, 4, and 5.

No inflation is applied to the Funding From Other Sources (FFOS) or Payments.

Engineering includes PE costs, CE costs and R/W incidentals.

Construction contingency applied to construction cost in the year the project is awarded. Three percent project growth factor compounded annually is applied to right-of-way and construction costs in program years 2, 3, 4, and 5. No inflation is applied to the Funding From Other Sources (FFOS) or Payments. Engineering includes PE costs, CE costs and R/W incidentals.											STATE FISCAL YEAR PROJECT BUDGETING					
											Prior Prog.	7/2019- 6/2020	7/2020- 6/2021	7/2021- 6/2022	7/2022- 6/2023	7/2023- 6/2024
County: Adair Route: RT H Job No.: 2S3298 Length: 2.30 MPO: N Fund Cat: Taking Care Of System AC-State: 54 State: 13 Local: 0 Sec Cat: Preventive Maint Awd Date: Fall 19 Anticipated Fed Cat: STBG TIP #: Let With: 2S3343, 2P3246, 2S3299, 2P3292, 2S3288 Future Cost: 0 Estimate Total: 68	Engineering: R/W: Construction: FFOS: Payments:	1 0 0 0 0 0	6 0 61 0 0 0	0 0 0 0 0 0	0 0 0 0 0 0	0 0 0 0 0 0										
County: Adair Route: RT P Job No.: 2S3343 Length: 1.56 MPO: N Fund Cat: Taking Care Of System AC-State: 36 State: 9 Local: 0 Sec Cat: Preventive Maint Awd Date: Fall 19 Anticipated Fed Cat: STBG TIP #: Let With: 2P3246, 2S3299, 2S3298, 2P3292, 2S3288 Future Cost: 0 Estimate Total: 45	Engineering: R/W: Construction: FFOS: Payments:	0 0 0 0 0 0	5 0 40 0 0 0	0 0 0 0 0 0	0 0 0 0 0 0	0 0 0 0 0 0										
County: Audrain Route: MO 19 Job No.: 2P3153 Length: 8.47 MPO: N Fund Cat: Taking Care Of System AC-State: 1,700 State: 425 Local: 0 Sec Cat: Thin Lift Overlay Awd Date: Winter 20 Anticipated Fed Cat: NHPP TIP #: Let With: 2P3156 Future Cost: 0 Estimate Total: 2,131	Engineering: R/W: Construction: FFOS: Payments:	6 0 0 0 0 0	166 0 1,959 0 0 0	0 0 0 0 0 0	0 0 0 0 0 0	0 0 0 0 0 0										
County: Audrain Route: MO 22 Job No.: 2P3095 Length: 17.66 MPO: N Fund Cat: Taking Care Of System Fed: 2,096 State: 525 Local: 0 Sec Cat: Preventive Maint Awd Date: 2021 Anticipated Fed Cat: STBG TIP #: Let With: Future Cost: 0 Estimate Total: 2,627	Engineering: R/W: Construction: FFOS: Payments:	6 0 0 0 0 0	4 0 0 0 0 0	178 0 2,439 559 0 0	0 0 0 0 0 0	0 0 0 0 0 0										
County: Audrain Route: US 54 Job No.: 2P3156 Length: 1.90 MPO: N Fund Cat: Safety Fed: 2,745 State: 305 Local: 0 Sec Cat: Safety Awd Date: 2022 Anticipated Fed Cat: Safety TIP #: Let With: 2P3153 Future Cost: 0 Estimate Total: 3,100	Engineering: R/W: Construction: FFOS: Payments:	50 0 0 0 0 0	50 200 0 0 0 0	70 0 0 0 0 0	241 0 2,489 1,389 0 0	0 0 0 0 0 0										

* Subject to the approval of the Transportation Improvement Program by the governing Metropolitan Planning Organization.

Jun-13-2019

Section 4 - 3

District Northeast

Dollars in Thousands



2020-2024 Highway and Bridge Construction Schedule

Transportation Planning

P.O. Box 270
Jefferson City, MO 65102

Construction contingency applied to construction cost in the year the project is awarded.

Three percent project growth factor compounded annually is applied to right-of-way and construction costs in program years 2, 3, 4, and 5.

No inflation is applied to the Funding From Other Sources (FFOS) or Payments.

Engineering includes PE costs, CE costs and R/W incidentals.

Construction contingency applied to construction cost in the year the project is awarded. Three percent project growth factor compounded annually is applied to right-of-way and construction costs in program years 2, 3, 4, and 5. No inflation is applied to the Funding From Other Sources (FFOS) or Payments. Engineering includes PE costs, CE costs and R/W incidentals.												STATE FISCAL YEAR PROJECT BUDGETING						
												Prior Prog.	7/2019- 6/2020	7/2020- 6/2021	7/2021- 6/2022	7/2022- 6/2023	7/2023- 6/2024	
County: Audrain	Bridge rehabilitation over West Fork Cuivre River 1 mile east of Rte. B near Rush Hill.											Engineering:	1	20	111	0	0	0
Route: US 54	Project involves bridge G0870.											R/W:	0	0	0	0	0	0
Job No.: 2P3247												Construction:	0	0	630	0	0	0
Length: 0.10	MPO: N											FFOS:	0	0	0	0	0	0
Fund Cat: Taking Care Of System	Fed: 609 State: 152 Local: 0											Payments:	0	0	0	0	0	0
Sec Cat: Rehab And Reconst	Awd Date: 2021 Anticipated Fed Cat: NHPP																	
TIP #: Let With: 2S3071	Future Cost: 0 Estimate Total: 762																	
County: Audrain	Pavement improvements from Rte. J in Mexico to Rte. 19 south junction near Martinsburg (two disconnected sections).											Engineering:	2	2	2	175	0	0
Route: US 54												R/W:	0	0	0	0	0	0
Job No.: 2P3258												Construction:	0	0	0	2,249	0	0
Length: 11.89	MPO: N											FFOS:	0	0	0	0	0	0
Fund Cat: Taking Care Of System	Fed: 1,943 State: 485 Local: 0											Payments:	0	0	0	0	0	0
Sec Cat: Thin Lift Overlay	Awd Date: 2022 Anticipated Fed Cat: NHPP																	
TIP #: Let With:	Future Cost: 0 Estimate Total: 2,430																	
County: Audrain	Bridge improvements over Middle Lick Creek 1.2 miles west of Rte. 19 near Laddonia.											Engineering:	20	6	114	0	0	0
Route: RT J	Project involves bridge A0217.											R/W:	0	1	0	0	0	0
Job No.: 2S3071												Construction:	0	0	585	0	0	0
Length: 0.06	MPO: N											FFOS:	0	0	0	0	0	0
Fund Cat: Taking Care Of System	Fed: 565 State: 141 Local: 0											Payments:	0	0	0	0	0	0
Sec Cat: Rehab And Reconst	Awd Date: 2021 Anticipated Fed Cat: NHPP																	
TIP #: Let With: 2P3247	Future Cost: 0 Estimate Total: 726																	
County: Audrain	Bridge improvements over Hickory Creek 1.7 miles west of Rte. W near Farber. Project involves bridge X0614.											Engineering:	0	1	1	11	40	102
Route: RT K												R/W:	0	0	0	2	0	0
Job No.: 2S3314												Construction:	0	0	0	0	0	778
Length: 0.06	MPO: N											FFOS:	0	0	0	0	0	0
Fund Cat: Taking Care Of System	Fed: 749 State: 186 Local: 0											Payments:	0	0	0	0	0	0
Sec Cat: Rehab And Reconst	Awd Date: 2024 Anticipated Fed Cat: NHPP																	
TIP #: Let With:	Future Cost: 0 Estimate Total: 935																	
County: Audrain	Pavement preservation treatment from Rte. B to Rte. 54 near Laddonia.											Engineering:	1	9	0	0	0	0
Route: RT KK												R/W:	0	0	0	0	0	0
Job No.: 2S3289												Construction:	0	104	0	0	0	0
Length: 4.08	MPO: N											FFOS:	0	0	0	0	0	0
Fund Cat: Taking Care Of System	AC-State: 91 State: 22 Local: 0											Payments:	0	0	0	0	0	0
Sec Cat: Preventive Maint	Awd Date: Fall 19 Anticipated Fed Cat: STBG																	
TIP #: Let With: 2P3202	Future Cost: 0 Estimate Total: 114																	

* Subject to the approval of the Transportation Improvement Program by the governing Metropolitan Planning Organization.

Jun-13-2019

Section 4 - 4

District Northeast

Dollars in Thousands



2020-2024 Highway and Bridge Construction Schedule

Transportation Planning

P.O. Box 270
Jefferson City, MO 65102

Construction contingency applied to construction cost in the year the project is awarded.

Three percent project growth factor compounded annually is applied to right-of-way and construction costs in program years 2, 3, 4, and 5.

No inflation is applied to the Funding From Other Sources (FFOS) or Payments.

Engineering includes PE costs, CE costs and R/W incidentals.

Construction contingency applied to construction cost in the year the project is awarded. Three percent project growth factor compounded annually is applied to right-of-way and construction costs in program years 2, 3, 4, and 5. No inflation is applied to the Funding From Other Sources (FFOS) or Payments. Engineering includes PE costs, CE costs and R/W incidentals.											STATE FISCAL YEAR PROJECT BUDGETING					
											Prior Prog.	7/2019- 6/2020	7/2020- 6/2021	7/2021- 6/2022	7/2022- 6/2023	7/2023- 6/2024
County: Knox Route: MO 11 Job No.: 2S3299 Length: 43.53 MPO: N Fund Cat: Taking Care Of System Sec Cat: Preventive Maint Awd Date: Fall 19 Anticipated Fed Cat: STBG TIP #: Let With: 2S3343, 2P3246, 2S3298, 2P3292, 2S3288 Future Cost: 0 Estimate Total: 1,149	Engineering: R/W: Construction: FFOS: Payments:	2 0 0 0 0 0	81 0 1,066 0 0 0	0 0 0 0 0 0	0 0 0 0 0 0	0 0 0 0 0 0										
County: Knox Route: MO 15 Job No.: 2P3103 Length: 32.04 MPO: N Fund Cat: Taking Care Of System Sec Cat: Thin Lift Overlay Awd Date: 2022 Anticipated Fed Cat: STBG TIP #: Let With: Future Cost: 0 Estimate Total: 3,625	Engineering: R/W: Construction: FFOS: Payments:	16 0 0 0 0 0	5 4 0 0 0 0	2 0 0 0 0 0	247 0 3,351 223 0 0	0 0 0 0 0 0										
County: Knox Route: MO 6 Job No.: 2P3277 Length: 40.94 MPO: N Fund Cat: Taking Care Of System Sec Cat: Preventive Maint Awd Date: 2022 Anticipated Fed Cat: NHPP TIP #: Let With: Future Cost: 0 Estimate Total: 1,307	Engineering: R/W: Construction: FFOS: Payments:	2 0 0 0 0 0	1 0 0 0 0 0	2 0 0 0 0 0	84 0 1,218 0 0 0	0 0 0 0 0 0										
County: Lewis Route: MO 16 Job No.: 2S3188 Length: 15.62 MPO: N Fund Cat: Taking Care Of System Sec Cat: Preventive Maint Awd Date: Fall 19 Anticipated Fed Cat: STBG TIP #: Let With: 2S3291, 2S3290 Future Cost: 0 Estimate Total: 494	Engineering: R/W: Construction: FFOS: Payments:	2 0 0 0 0 0	38 0 454 0 0 0	0 0 0 0 0 0	0 0 0 0 0 0	0 0 0 0 0 0										
County: Lewis Route: RT B Job No.: 2S3300 Length: 12.40 MPO: N Fund Cat: Taking Care Of System Sec Cat: Low Type Resurfacing Awd Date: Fall 20 Anticipated Fed Cat: STBG TIP #: Let With: Future Cost: 0 Estimate Total: 1,416	Engineering: R/W: Construction: FFOS: Payments:	2 0 0 0 0 0	83 5 0 0 0 0	99 0 1,227 0 0 0	0 0 0 0 0 0	0 0 0 0 0 0										

* Subject to the approval of the Transportation Improvement Program by the governing Metropolitan Planning Organization.



2020-2024 Highway and Bridge Construction Schedule

Transportation Planning

P.O. Box 270
Jefferson City, MO 65102

Construction contingency applied to construction cost in the year the project is awarded.

Three percent project growth factor compounded annually is applied to right-of-way and construction costs in program years 2, 3, 4, and 5.

No inflation is applied to the Funding From Other Sources (FFOS) or Payments.

Engineering includes PE costs, CE costs and R/W incidentals.

Construction contingency applied to construction cost in the year the project is awarded. Three percent project growth factor compounded annually is applied to right-of-way and construction costs in program years 2, 3, 4, and 5. No inflation is applied to the Funding From Other Sources (FFOS) or Payments. Engineering includes PE costs, CE costs and R/W incidentals.												STATE FISCAL YEAR PROJECT BUDGETING						
												Prior Prog.	7/2019- 6/2020	7/2020- 6/2021	7/2021- 6/2022	7/2022- 6/2023	7/2023- 6/2024	
County: Lewis	Upgrade sidewalks to comply with the ADA Transition Plan from Henderson Avenue to Oak Street in Canton and from Poage Street to Polk Street in LaGrange.											Engineering:	0	85	41	0	0	0
Route: RT B												R/W:	0	10	0	0	0	0
Job No.: 2S3347												Construction:	0	0	315	0	0	0
Length: 2.02	MPO: N										FFOS:	0	0	0	0	0		
Fund Cat: Taking Care Of System	AC-State: 361	State: 90	Local: 0								Payments:	0	0	0	0	0		
Sec Cat: N- Ada Trans	Awd Date: Fall 20	Anticipated Fed Cat: STBG																
TIP #:	Let With:	Future Cost: 0		Estimate Total: 451														
County: Lewis	Bridge improvements over Durgens Creek 1 mile west of Rte. P near LaGrange. Project involves bridge T0808.											Engineering:	16	22	129	0	0	0
Route: RT C												R/W:	0	2	0	0	0	0
Job No.: 2S3148												Construction:	0	0	694	0	0	0
Length: 0.06	MPO: N										FFOS:	0	0	0	0	0		
Fund Cat: Taking Care Of System	Fed: 678	State: 169	Local: 0								Payments:	0	0	0	0	0		
Sec Cat: Rehab And Reconst	Awd Date: 2021	Anticipated Fed Cat: NHPP																
TIP #:	Let With:	Future Cost: 0		Estimate Total: 863														
County: Lewis	Pavement preservation treatment from Rte. 6 in Ewing to Rte. B in LaGrange.											Engineering:	1	41	0	0	0	0
Route: RT C												R/W:	0	1	0	0	0	0
Job No.: 2S3291												Construction:	0	430	0	0	0	0
Length: 14.38	MPO: N										FFOS:	0	0	0	0	0		
Fund Cat: Taking Care Of System	AC-State: 378	State: 94	Local: 0								Payments:	0	0	0	0	0		
Sec Cat: Preventive Maint	Awd Date: Fall 19	Anticipated Fed Cat: STBG																
TIP #:	Let With: 2S3188, 2S3290	Future Cost: 0		Estimate Total: 473														
County: Lewis	Pavement preservation treatment from Rte. E to Rte. 6 in LaBelle.											Engineering:	1	18	0	0	0	0
Route: RT K												R/W:	0	0	0	0	0	0
Job No.: 2S3290												Construction:	0	224	0	0	0	0
Length: 8.18	MPO: N										FFOS:	0	0	0	0	0		
Fund Cat: Taking Care Of System	AC-State: 193	State: 49	Local: 0								Payments:	0	0	0	0	0		
Sec Cat: Preventive Maint	Awd Date: Fall 19	Anticipated Fed Cat: STBG																
TIP #:	Let With: 2S3291, 2S3188	Future Cost: 0		Estimate Total: 243														
County: Lewis	Bridge replacement over Middle Fabius River 1.9 miles south of Rte. Y near Labelle. Project involves bridge X0192.											Engineering:	47	32	167	0	0	0
Route: RT K												R/W:	0	9	0	0	0	0
Job No.: 3S2202												Construction:	0	0	1,155	0	0	0
Length: 0.05	MPO: N										FFOS:	0	0	0	0	0		
Fund Cat: Taking Care Of System	Fed: 1,090	State: 273	Local: 0								Payments:	0	0	0	0	0		
Sec Cat: Rehab And Reconst	Awd Date: 2021	Anticipated Fed Cat: NHPP																
TIP #:	Let With:	Future Cost: 0		Estimate Total: 1,410														

* Subject to the approval of the Transportation Improvement Program by the governing Metropolitan Planning Organization.

Jun-13-2019

Section 4 - 6

District Northeast

Dollars in Thousands



2020-2024 Highway and Bridge Construction Schedule

Transportation Planning

P.O. Box 270
Jefferson City, MO 65102

Construction contingency applied to construction cost in the year the project is awarded.

Three percent project growth factor compounded annually is applied to right-of-way and construction costs in program years 2, 3, 4, and 5.

No inflation is applied to the Funding From Other Sources (FFOS) or Payments.

Engineering includes PE costs, CE costs and R/W incidentals.

						STATE FISCAL YEAR PROJECT BUDGETING					
						Prior Prog.	7/2019- 6/2020	7/2020- 6/2021	7/2021- 6/2022	7/2022- 6/2023	7/2023- 6/2024
County: Lincoln	Pavement improvements from Rte. A in Hawk Point to 0.2 mile north of I-70 in Warrenton.	Engineering:	0	1	2	10	72	0			
Route: MO 47		R/W:	0	0	0	0	0	0			
Job No.: 2P3304		Construction:	0	0	0	0	1,072	0			
Length: 10.45	MPO: N	FFOS:	0	0	0	0	0	0			
Fund Cat: Taking Care Of System	AC-State: 927 State: 230 Local: 0	Payments:	0	0	0	0	0	0			
Sec Cat: Preventive Maint	Awd Date: 2023 Anticipated Fed Cat: STBG										
TIP #: Let With: 2P3216	Future Cost: 0 Estimate Total: 1,157										
County: Lincoln	Pavement resurfacing on northbound lanes from Rte. V to 0.4 mile south of Rte. UU in Pike County near Bowling Green.	Engineering:	2	10	516	0	0	0			
Route: US 61		R/W:	0	0	0	0	0	0			
Job No.: 2P3259		Construction:	0	0	7,329	0	0	0			
Length: 25.71	MPO: N	FFOS:	0	0	0	0	0	0			
Fund Cat: Taking Care Of System	Fed: 6,283 State: 1,572 Local: 0	Payments:	0	0	0	0	0	0			
Sec Cat: Thin Lift Overlay	Awd Date: 2021 Anticipated Fed Cat: NHPP										
TIP #: Let With: 2P3278	Future Cost: 0 Estimate Total: 7,857										
County: Lincoln	Bridge replacement over McLean's Branch 0.1 mile south of Rte. N near Winfield. Project involves bridge K0341.	Engineering:	35	163	0	0	0	0			
Route: MO 79		R/W:	0	2	0	0	0	0			
Job No.: 2P3085		Construction:	0	803	0	0	0	0			
Length: 0.07	MPO: N	FFOS:	0	0	0	0	0	0			
Fund Cat: Taking Care Of System	Fed: 0 State: 968 Local: 0	Payments:	0	0	0	0	0	0			
Sec Cat: Rehab And Reconst	Awd Date: Summer 19 Anticipated Fed Cat: State										
TIP #: Let With:	Future Cost: 0 Estimate Total: 1,003										
County: Lincoln	Pavement preservation treatment from the Pike County line to Rte. 47 near Winfield.	Engineering:	2	1	37	0	0	0			
Route: MO 79		R/W:	0	0	0	0	0	0			
Job No.: 2P3201		Construction:	0	0	507	0	0	0			
Length: 16.94	MPO: N	FFOS:	0	0	0	0	0	0			
Fund Cat: Taking Care Of System	AC-State: 436 State: 109 Local: 0	Payments:	0	0	0	0	0	0			
Sec Cat: Preventive Maint	Awd Date: 2021 Anticipated Fed Cat: STBG										
TIP #: Let With: 2S3238, 2S3308, 2S3189, 2S3303, 2P3241	Future Cost: 0 Estimate Total: 547										
County: Lincoln	Pavement resurfacing from Rte. 47 to 0.7 mile south of Rte. C near Old Monroe.	Engineering:	6	3	40	0	0	0			
Route: MO 79		R/W:	0	0	0	0	0	0			
Job No.: 2P3241		Construction:	0	0	517	0	0	0			
Length: 3.42	MPO: N	FFOS:	0	0	0	0	0	0			
Fund Cat: Taking Care Of System	AC-State: 448 State: 112 Local: 0	Payments:	0	0	0	0	0	0			
Sec Cat: Thin Lift Overlay	Awd Date: 2021 Anticipated Fed Cat: STBG										
TIP #: Let With: 2S3238, 2P3201, 2S3308, 2S3189, 2S3303	Future Cost: 0 Estimate Total: 566										

* Subject to the approval of the Transportation Improvement Program by the governing Metropolitan Planning Organization.



2020-2024 Highway and Bridge Construction Schedule

Transportation Planning

P.O. Box 270
Jefferson City, MO 65102

Construction contingency applied to construction cost in the year the project is awarded.

Three percent project growth factor compounded annually is applied to right-of-way and construction costs in program years 2, 3, 4, and 5.

No inflation is applied to the Funding From Other Sources (FFOS) or Payments.

Engineering includes PE costs, CE costs and R/W incidentals.

Construction contingency applied to construction cost in the year the project is awarded. Three percent project growth factor compounded annually is applied to right-of-way and construction costs in program years 2, 3, 4, and 5. No inflation is applied to the Funding From Other Sources (FFOS) or Payments. Engineering includes PE costs, CE costs and R/W incidentals.										STATE FISCAL YEAR PROJECT BUDGETING						
										Prior Prog.	7/2019- 6/2020	7/2020- 6/2021	7/2021- 6/2022	7/2022- 6/2023	7/2023- 6/2024	
County: Lincoln	Pavement resurfacing from Rte. DD to I-70 near Pendleton in Warren County.									Engineering:	6	1	2	65	0	0
Route: RT A										R/W:	0	0	0	0	0	0
Job No.: 2S3239										Construction:	0	0	0	912	0	0
Length: 12.97	MPO: N								FFOS:	0	0	0	0	0	0	
Fund Cat: Taking Care Of System			AC-State: 785	State: 195	Local: 0					Payments:	0	0	0	0	0	
Sec Cat: Low Type Resurfacing	Awd Date: 2022	Anticipated Fed Cat: STBG														
TIP #: Let With: 2S3208, 2S3240			Future Cost: 0	Estimate Total: 986												
County: Lincoln	Pavement improvements from Rte. 61 to Rte. 79 at Elsberry.									Engineering:	0	2	113	0	0	0
Route: RT B										R/W:	0	0	0	0	0	0
Job No.: 2S3303										Construction:	0	0	1,403	0	0	0
Length: 10.59	MPO: N								FFOS:	0	0	0	0	0	0	
Fund Cat: Taking Care Of System			AC-State: 1,214	State: 304	Local: 0					Payments:	0	0	0	0	0	
Sec Cat: Thin Lift Overlay	Awd Date: 2021	Anticipated Fed Cat: STBG														
TIP #: Let With: 2S3238, 2P3201, 2S3308, 2S3189, 2P3241			Future Cost: 0	Estimate Total: 1,518												
County: Lincoln	Bridge improvements over Bryant's Creek 3.6 miles west of Rte. 79 near Elsberry. Project involves bridge P0964.									Engineering:	0	31	142	0	0	0
Route: RT CC										R/W:	0	2	0	0	0	0
Job No.: 2S3330										Construction:	0	0	751	0	0	0
Length: 0.06	MPO: N								FFOS:	0	0	0	0	0	0	
Fund Cat: Taking Care Of System			AC-State: 742	State: 184	Local: 0					Payments:	0	0	0	0	0	
Sec Cat: Rehab And Reconst	Awd Date: 2021	Anticipated Fed Cat: STBG														
TIP #: Let With: 2S3005			Future Cost: 0	Estimate Total: 926												
County: Lincoln	Pavement preservation treatment from Rte. O north junction to Rte. UU in Silex.									Engineering:	0	1	22	0	0	0
Route: RT E										R/W:	0	0	0	0	0	0
Job No.: 2S3308										Construction:	0	0	303	0	0	0
Length: 10.89	MPO: N								FFOS:	0	0	0	0	0	0	
Fund Cat: Taking Care Of System			AC-State: 261	State: 65	Local: 0					Payments:	0	0	0	0	0	
Sec Cat: Preventive Maint	Awd Date: 2021	Anticipated Fed Cat: STBG														
TIP #: Let With: 2S3238, 2P3201, 2S3189, 2S3303, 2P3241			Future Cost: 0	Estimate Total: 326												
County: Lincoln	Pavement preservation treatment from Rte. Y to Rte. 47 near Winfield.									Engineering:	2	1	10	0	0	0
Route: RT EE										R/W:	0	0	0	0	0	0
Job No.: 2S3189										Construction:	0	0	133	0	0	0
Length: 5.26	MPO: N								FFOS:	0	0	0	0	0	0	
Fund Cat: Taking Care Of System			AC-State: 115	State: 29	Local: 0					Payments:	0	0	0	0	0	
Sec Cat: Preventive Maint	Awd Date: 2021	Anticipated Fed Cat: STBG														
TIP #: Let With: 2S3238, 2P3201, 2S3308, 2S3303, 2P3241			Future Cost: 0	Estimate Total: 146												

* Subject to the approval of the Transportation Improvement Program by the governing Metropolitan Planning Organization.



2020-2024 Highway and Bridge Construction Schedule

Transportation Planning

P.O. Box 270
Jefferson City, MO 65102

Construction contingency applied to construction cost in the year the project is awarded.

Three percent project growth factor compounded annually is applied to right-of-way and construction costs in program years 2, 3, 4, and 5.

No inflation is applied to the Funding From Other Sources (FFOS) or Payments.

Engineering includes PE costs, CE costs and R/W incidentals.

						STATE FISCAL YEAR PROJECT BUDGETING					
						Prior Prog.	7/2019- 6/2020	7/2020- 6/2021	7/2021- 6/2022	7/2022- 6/2023	7/2023- 6/2024
County: Lincoln	Bridge replacement over King's Lake 1.9 miles east of Rte. 79 near Elsberry. Project involves bridge N0386.					Engineering:	8	52	91	0	0
Route: RT M						R/W:	0	2	0	0	0
Job No.: 2S3005						Construction:	0	0	603	0	0
Length: 0.04	MPO: N					FFOS:	0	0	0	0	0
Fund Cat: Taking Care Of System	Fed: 599 State: 149 Local: 0					Payments:	0	0	0	0	0
Sec Cat: Rehab And Reconst	Awd Date: 2021 Anticipated Fed Cat: NHPP										
TIP #: Let With: 2S3330	Future Cost: 0 Estimate Total: 756										
County: Lincoln	Pavement resurfacing from Rte. 47 to Rte. J south junction near Troy.					Engineering:	6	1	1	42	0
Route: RT U						R/W:	0	0	0	0	0
Job No.: 2S3240						Construction:	0	0	0	625	0
Length: 8.89	MPO: N					FFOS:	0	0	0	0	0
Fund Cat: Taking Care Of System	AC-State: 536 State: 133 Local: 0					Payments:	0	0	0	0	0
Sec Cat: Low Type Resurfacing	Awd Date: 2022 Anticipated Fed Cat: STBG										
TIP #: Let With: 2S3239, 2S3208	Future Cost: 0 Estimate Total: 675										
County: Lincoln	Pavement resurfacing from Rte. B to Rte. KK near Brussels.					Engineering:	6	1	39	0	0
Route: RT W						R/W:	0	0	0	0	0
Job No.: 2S3238						Construction:	0	0	536	0	0
Length: 7.85	MPO: N					FFOS:	0	0	0	0	0
Fund Cat: Taking Care Of System	AC-State: 461 State: 115 Local: 0					Payments:	0	0	0	0	0
Sec Cat: Low Type Resurfacing	Awd Date: 2021 Anticipated Fed Cat: STBG										
TIP #: Let With: 2P3201, 2S3308, 2S3189, 2S3303, 2P3241	Future Cost: 0 Estimate Total: 582										
County: Macon	Upgrade sidewalks to comply with the ADA Transition Plan from Trailer Court Lane to Delmar Place in New Cambria. \$236,000 Statewide Transportation Alternatives funds.					Engineering:	25	49	0	0	0
Route: MO 149						R/W:	10	0	0	0	0
Job No.: 2S3223						Construction:	0	295	0	0	0
Length: 0.70	MPO: N					FFOS:	0	236	0	0	0
Fund Cat: Taking Care Of System	Fed: 275 State: 69 Local: 0					Payments:	0	0	0	0	0
Sec Cat: N- Ada Trans	Awd Date: Fall 19 Anticipated Fed Cat: STBG										
TIP #: Let With: 2S3172	Future Cost: 0 Estimate Total: 379										
County: Macon	Pavement resurfacing from the Linn County line to 0.5 mile west of Rte. C near Bevier (two disconnected sections).					Engineering:	2	253	0	0	0
Route: US 36						R/W:	0	0	0	0	0
Job No.: 2P3280						Construction:	0	3,209	0	0	0
Length: 15.28	MPO: N					FFOS:	0	0	0	0	0
Fund Cat: Taking Care Of System	Fed: 2,769 State: 693 Local: 0					Payments:	0	0	0	0	0
Sec Cat: Preventive Maint	Awd Date: Winter 20 Anticipated Fed Cat: NHPP										
TIP #: Let With:	Future Cost: 0 Estimate Total: 3,464										

* Subject to the approval of the Transportation Improvement Program by the governing Metropolitan Planning Organization.

Jun-13-2019

Section 4 - 9

District Northeast

Dollars in Thousands



2020-2024 Highway and Bridge Construction Schedule

Transportation Planning

P.O. Box 270
Jefferson City, MO 65102

Construction contingency applied to construction cost in the year the project is awarded.

Three percent project growth factor compounded annually is applied to right-of-way and construction costs in program years 2, 3, 4, and 5.

No inflation is applied to the Funding From Other Sources (FFOS) or Payments.

Engineering includes PE costs, CE costs and R/W incidentals.

Construction contingency applied to construction cost in the year the project is awarded. Three percent project growth factor compounded annually is applied to right-of-way and construction costs in program years 2, 3, 4, and 5. No inflation is applied to the Funding From Other Sources (FFOS) or Payments. Engineering includes PE costs, CE costs and R/W incidentals.							STATE FISCAL YEAR PROJECT BUDGETING					
							Prior Prog.	7/2019-	7/2020-	7/2021-	7/2022-	7/2023-
								6/2020	6/2021	6/2022	6/2023	6/2024
County: Macon Route: US 63 Job No.: 2P2216 Length: 5.42 MPO: N Fund Cat: Taking Care Of System Sec Cat: Thin Lift Overlay Awd Date: 2021 Anticipated Fed Cat: NHPP TIP #: Let With: Future Cost: 0 Estimate Total: 3,607	Engineering: R/W: Construction: FFOS: Payments:	118 0 0 0 0 0	65 25 0 0 0 0	259 0 3,140 784 0	0 0 0 0 0	0 0 0 0 0						
County: Macon Route: RT C Job No.: 2S3172 Length: 0.32 MPO: N Fund Cat: Taking Care Of System Sec Cat: N- Ada Trans Awd Date: Fall 19 Anticipated Fed Cat: STBG TIP #: Let With: 2S3223 Future Cost: 0 Estimate Total: 934	Engineering: R/W: Construction: FFOS: Payments:	123 25 0 20 0	73 0 713 225 0	0 0 0 0 0	0 0 0 0 0	0 0 0 0 0						
County: Macon Route: RT C Job No.: 2S3206 Length: 24.00 MPO: N Fund Cat: Taking Care Of System Sec Cat: Preventive Maint Awd Date: Fall 20 Anticipated Fed Cat: STBG TIP #: Let With: 2P3254, 2S3255, 2S3207 Future Cost: 0 Estimate Total: 656	Engineering: R/W: Construction: FFOS: Payments:	2 0 0 0 0	1 0 0 0 0	46 0 607 0 0	0 0 0 0 0	0 0 0 0 0						
County: Macon Route: RT D Job No.: 2S2168 Length: 0.20 MPO: N Fund Cat: Taking Care Of System Sec Cat: Rehab And Reconst Awd Date: Spring 20 Anticipated Fed Cat: STBG TIP #: Let With: 2S3198 Future Cost: 0 Estimate Total: 1,721	Engineering: R/W: Construction: FFOS: Payments:	55 0 0 0 0	208 2 1,456 0 0	0 0 0 0 0	0 0 0 0 0	0 0 0 0 0						
County: Macon Route: RT DD Job No.: 2S3198 Length: 0.06 MPO: N Fund Cat: Taking Care Of System Sec Cat: Rehab And Reconst Awd Date: Spring 20 Anticipated Fed Cat: NHPP TIP #: Let With: 2S2168 Future Cost: 0 Estimate Total: 708	Engineering: R/W: Construction: FFOS: Payments:	6 2 0 0 0	135 0 565 0 0	0 0 0 0 0	0 0 0 0 0	0 0 0 0 0						

* Subject to the approval of the Transportation Improvement Program by the governing Metropolitan Planning Organization.

Jun-13-2019

Section 4 - 10

District Northeast

Dollars in Thousands



2020-2024 Highway and Bridge Construction Schedule

Transportation Planning

P.O. Box 270
Jefferson City, MO 65102

Construction contingency applied to construction cost in the year the project is awarded.

Three percent project growth factor compounded annually is applied to right-of-way and construction costs in program years 2, 3, 4, and 5.

No inflation is applied to the Funding From Other Sources (FFOS) or Payments.

Engineering includes PE costs, CE costs and R/W incidentals.

Construction contingency applied to construction cost in the year the project is awarded. Three percent project growth factor compounded annually is applied to right-of-way and construction costs in program years 2, 3, 4, and 5. No inflation is applied to the Funding From Other Sources (FFOS) or Payments. Engineering includes PE costs, CE costs and R/W incidentals.							STATE FISCAL YEAR PROJECT BUDGETING					
							Prior Prog.	7/2019- 6/2020	7/2020- 6/2021	7/2021- 6/2022	7/2022- 6/2023	7/2023- 6/2024
County: Macon Route: RT DD Job No.: 2S3232 Length: 0.02 MPO: N Fund Cat: Taking Care Of System Sec Cat: Preventive Maint Awd Date: Spring 20 TIP #: Let With: 2S3234, 2S3235, 2S3233	Bridge painting over Middle Fork Salt River 3.3 miles east of Rte. 63, near Kellogg. Project involves bridge R0048.			AC-State: 96 State: 24 Local: 0	Anticipated Fed Cat: STBG	Future Cost: 0 Estimate Total: 122	Engineering: 2 R/W: 0 Construction: 0 FFOS: 0 Payments: 0	10 0 110 0 0	0 0 0 0 0	0 0 0 0 0	0 0 0 0 0	
County: Macon Route: RT J Job No.: 2S3235 Length: 0.02 MPO: N Fund Cat: Taking Care Of System Sec Cat: Preventive Maint Awd Date: Spring 20 TIP #: Let With: 2S3232, 2S3234, 2S3233	Bridge painting over Middle Fork Chariton River 0.6 mile west of Rte. O, near Plainview. Project involves bridge X0122.			Fed: 51 State: 12 Local: 0	Anticipated Fed Cat: NHPP	Future Cost: 0 Estimate Total: 65	Engineering: 2 R/W: 0 Construction: 0 FFOS: 0 Payments: 0	6 0 57 0 0	0 0 0 0 0	0 0 0 0 0	0 0 0 0 0	
County: Macon Route: RT M Job No.: 2S3221 Length: 0.56 MPO: N Fund Cat: Taking Care Of System Sec Cat: N- Ada Trans Awd Date: Spring 20 TIP #: Let With: 2P3224, 2P3222	Upgrade sidewalks to comply with the ADA Transition Plan from Aaron Street to Orchard Street in Atlanta. \$204,000 Statewide Transportation Alternatives funds.			AC-State: 226 State: 57 Local: 0	Anticipated Fed Cat: STBG	Future Cost: 0 Estimate Total: 333	Engineering: 45 R/W: 5 Construction: 0 FFOS: 0 Payments: 0	28 0 255 204 0	0 0 0 0 0	0 0 0 0 0	0 0 0 0 0	
County: Macon Route: RT M Job No.: 2S3234 Length: 0.03 MPO: N Fund Cat: Taking Care Of System Sec Cat: Preventive Maint Awd Date: Spring 20 TIP #: Let With: 2S3232, 2S3235, 2S3233	Bridge painting over Middle Fork Salt River 1.8 miles east of Rte. 63, near Atlanta. Project involves bridge L0628.			Fed: 130 State: 33 Local: 0	Anticipated Fed Cat: NHPP	Future Cost: 0 Estimate Total: 165	Engineering: 2 R/W: 0 Construction: 0 FFOS: 0 Payments: 0	14 0 149 0 0	0 0 0 0 0	0 0 0 0 0	0 0 0 0 0	
County: Macon Route: RT O Job No.: 2S3155 Length: 0.34 MPO: N Fund Cat: Taking Care Of System Sec Cat: Rehab And Reconst Awd Date: Winter 20 TIP #: Let With:	Rebuild pavement from 0.3 mile north of Rte. 36 interchange to south ramps at interchange at Bevier. \$125,000 private developer funds.			AC-State: 233 State: 10 Local: 125	Anticipated Fed Cat: STBG	Future Cost: 0 Estimate Total: 373	Engineering: 5 R/W: 0 Construction: 0 FFOS: 0 Payments: 0	50 0 318 125 0	0 0 0 0 0	0 0 0 0 0	0 0 0 0 0	

* Subject to the approval of the Transportation Improvement Program by the governing Metropolitan Planning Organization.

Jun-13-2019

Section 4 - 11

District Northeast

Dollars in Thousands



2020-2024 Highway and Bridge Construction Schedule

Transportation Planning

P.O. Box 270
Jefferson City, MO 65102

Construction contingency applied to construction cost in the year the project is awarded.

Three percent project growth factor compounded annually is applied to right-of-way and construction costs in program years 2, 3, 4, and 5.

No inflation is applied to the Funding From Other Sources (FFOS) or Payments.

Engineering includes PE costs, CE costs and R/W incidentals.

Construction contingency applied to construction cost in the year the project is awarded. Three percent project growth factor compounded annually is applied to right-of-way and construction costs in program years 2, 3, 4, and 5. No inflation is applied to the Funding From Other Sources (FFOS) or Payments. Engineering includes PE costs, CE costs and R/W incidentals.											STATE FISCAL YEAR PROJECT BUDGETING					
											Prior Prog.	7/2019- 6/2020	7/2020- 6/2021	7/2021- 6/2022	7/2022- 6/2023	7/2023- 6/2024
County: Marion Route: MO 168 Job No.: 2S3294 Length: 6.68 MPO: N Fund Cat: Taking Care Of System AC-State: 428 State: 108 Local: 0 Sec Cat: Low Type Resurfacing Awd Date: Winter 20 Anticipated Fed Cat: STBG TIP #: Let With: 2S3287, 2S3293, 2S3296, 2S3229, 2S3295 Future Cost: 0 Estimate Total: 537	Engineering: R/W: Construction: FFOS: Payments:	1 0 0 0 0 0	51 0 485 0 0 0	0 0 0 0 0 0	0 0 0 0 0 0	0 0 0 0 0 0										
County: Marion Route: US 24 Job No.: 2P3003 Length: 0.46 MPO: N Fund Cat: Statewide Interstate And Major Bridge Fed: 41 State: 10 Local: 0 Sec Cat: Preventive Maint Awd Date: N/A Anticipated Fed Cat: NHPP TIP #: Let With: Future Cost: 0 Estimate Total: 54	Engineering: R/W: Construction: FFOS: Payments:	3 0 0 0 0 0	1 0 50 0 0 0	0 0 0 0 0 0	0 0 0 0 0 0	0 0 0 0 0 0										
County: Marion Route: US 24 Job No.: 2P3162 Length: 0.46 MPO: N Fund Cat: Taking Care Of System Fed: 26 State: 6 Local: 0 Sec Cat: Preventive Maint Awd Date: N/A Anticipated Fed Cat: NHPP TIP #: Let With: Future Cost: 0 Estimate Total: 32	Engineering: R/W: Construction: FFOS: Payments:	0 0 0 0 0 0	1 0 0 0 0 0	1 0 30 0 0 0	0 0 0 0 0 0	0 0 0 0 0 0										
County: Marion Route: US 24 Job No.: 2P3168 Length: 4.22 MPO: N Fund Cat: Taking Care Of System Fed: 1,589 State: 397 Local: 0 Sec Cat: Thin Lift Overlay Awd Date: Winter 20 Anticipated Fed Cat: NHPP TIP #: Let With: 2P3130, 2P3173 Future Cost: 0 Estimate Total: 1,996	Engineering: R/W: Construction: FFOS: Payments:	10 0 0 0 0 0	159 0 1,827 0 0 0	0 0 0 0 0 0	0 0 0 0 0 0	0 0 0 0 0 0										
County: Marion Route: US 24 Job No.: 2P3173 Length: 0.77 MPO: N Fund Cat: Safety Fed: 525 State: 58 Local: 0 Sec Cat: Safety Awd Date: Winter 20 Anticipated Fed Cat: Safety TIP #: Let With: 2P3130, 2P3168 Future Cost: 0 Estimate Total: 623	Engineering: R/W: Construction: FFOS: Payments:	40 0 0 0 0 0	77 5 501 501 0 0	0 0 0 0 0 0	0 0 0 0 0 0	0 0 0 0 0 0										

* Subject to the approval of the Transportation Improvement Program by the governing Metropolitan Planning Organization.

Jun-13-2019

Section 4 - 12

District Northeast

Dollars in Thousands



2020-2024 Highway and Bridge Construction Schedule

Transportation Planning

P.O. Box 270
Jefferson City, MO 65102

Construction contingency applied to construction cost in the year the project is awarded.

Three percent project growth factor compounded annually is applied to right-of-way and construction costs in program years 2, 3, 4, and 5.

No inflation is applied to the Funding From Other Sources (FFOS) or Payments.

Engineering includes PE costs, CE costs and R/W incidentals.

Construction contingency applied to construction cost in the year the project is awarded. Three percent project growth factor compounded annually is applied to right-of-way and construction costs in program years 2, 3, 4, and 5. No inflation is applied to the Funding From Other Sources (FFOS) or Payments. Engineering includes PE costs, CE costs and R/W incidentals.												STATE FISCAL YEAR PROJECT BUDGETING						
												Prior Prog.	7/2019- 6/2020	7/2020- 6/2021	7/2021- 6/2022	7/2022- 6/2023	7/2023- 6/2024	
County: Marion	Pavement improvements from 0.9 mile east of Rte. 61 to Mississippi River at West Quincy											Engineering:	2	2	159	0	0	0
Route: US 24	(two disconnected sections).											R/W:	0	0	0	0	0	0
Job No.: 2P3281												Construction:	0	0	2,011	0	0	0
Length: 4.16	MPO: N											FFOS:	0	0	0	0	0	0
Fund Cat: Taking Care Of System	Fed: 1,738 State: 434 Local: 0											Payments:	0	0	0	0	0	0
Sec Cat: Rehab And Reconst	Awd Date: Fall 20 Anticipated Fed Cat: NHPP																	
TIP #:	Let With: Future Cost: 0 Estimate Total: 2,174																	
County: Marion	Pavement resurfacing from 0.6 mile south of Rte. F to 0.4 mile north of Rte. 168 near Hannibal.											Engineering:	9	280	0	0	0	0
Route: US 61												R/W:	0	0	0	0	0	0
Job No.: 2P3130												Construction:	0	3,624	0	0	0	0
Length: 5.73	MPO: N											FFOS:	0	0	0	0	0	0
Fund Cat: Taking Care Of System	Fed: 3,123 State: 781 Local: 0											Payments:	0	0	0	0	0	0
Sec Cat: Thin Lift Overlay	Awd Date: Winter 20 Anticipated Fed Cat: NHPP																	
TIP #:	Let With: 2P3173, 2P3168 Future Cost: 0 Estimate Total: 3,913																	
County: Marion	Bridge rehabilitation over Rte. 24 outer road 1.5 miles north of Rte. 6 at Taylor interchange. Project involves twin bridges A3152.											Engineering:	12	106	0	0	0	0
Route: US 61												R/W:	0	0	0	0	0	0
Job No.: 2P3182												Construction:	0	899	0	0	0	0
Length: 0.12	MPO: N											FFOS:	0	0	0	0	0	0
Fund Cat: Taking Care Of System	Fed: 0 State: 1,005 Local: 0											Payments:	0	0	0	0	0	0
Sec Cat: Rehab And Reconst	Awd Date: Summer 19 Anticipated Fed Cat: State																	
TIP #:	Let With: 2P3342 Future Cost: 0 Estimate Total: 1,017																	
County: Marion	Pavement improvements from 0.1 mile north of Rte. BB to 0.1 mile north of Rtes. 24 and 61 in Palmyra.											Engineering:	0	2	7	0	0	0
Route: BU 61												R/W:	0	0	0	0	0	0
Job No.: 2S3305												Construction:	0	0	79	0	0	0
Length: 2.78	MPO: N											FFOS:	0	0	0	0	0	0
Fund Cat: Taking Care Of System	AC-State: 71 State: 17 Local: 0											Payments:	0	0	0	0	0	0
Sec Cat: Preventive Maint	Awd Date: Fall 20 Anticipated Fed Cat: STBG																	
TIP #:	Let With: 2S3204, 2S3306, 2S3205, 2S3209, 2S3331, 2S3302 Future Cost: 0 Estimate Total: 88																	
County: Marion	Pavement resurfacing from Rte. 6 to Rte. 168 near Palmyra. \$565,000 District Operations funds.											Engineering:	4	2	50	0	0	0
Route: RT A												R/W:	0	0	0	0	0	0
Job No.: 2S3229												Construction:	0	0	526	0	0	0
Length: 8.52	MPO: N											FFOS:	0	0	511	0	0	0
Fund Cat: Taking Care Of System	AC-State: 463 State: 115 Local: 0											Payments:	0	0	0	0	0	0
Sec Cat: Low Type Resurfacing	Awd Date: Fall 20 Anticipated Fed Cat: STBG																	
TIP #:	Let With: 2S3287, 2S3293, 2S3294, 2S3296, 2S3295 Future Cost: 0 Estimate Total: 582																	

* Subject to the approval of the Transportation Improvement Program by the governing Metropolitan Planning Organization.

Jun-13-2019

Section 4 - 13

District Northeast

Dollars in Thousands



2020-2024 Highway and Bridge Construction Schedule

Transportation Planning

P.O. Box 270
Jefferson City, MO 65102

Construction contingency applied to construction cost in the year the project is awarded.

Three percent project growth factor compounded annually is applied to right-of-way and construction costs in program years 2, 3, 4, and 5.

No inflation is applied to the Funding From Other Sources (FFOS) or Payments.

Engineering includes PE costs, CE costs and R/W incidentals.

Construction contingency applied to construction cost in the year the project is awarded. Three percent project growth factor compounded annually is applied to right-of-way and construction costs in program years 2, 3, 4, and 5. No inflation is applied to the Funding From Other Sources (FFOS) or Payments. Engineering includes PE costs, CE costs and R/W incidentals.							STATE FISCAL YEAR PROJECT BUDGETING						
							Prior Prog.	7/2019- 6/2020	7/2020- 6/2021	7/2021- 6/2022	7/2022- 6/2023	7/2023- 6/2024	
County: Marion Bridge painting over South Fabius River and on Rte. H over Salt River in Ralls County Route: RT A and on Rte. 24 over Middle Fork Salt River in Monroe County. Project involves bridges Job No.: 2S3344 X0345, A3513, R0434 and A1694. Length: 0.35 MPO: N Fund Cat: Taking Care Of System Fed: 494 State: 122 Local: 0 Sec Cat: Preventive Maint Awd Date: 2021 Anticipated Fed Cat: NHPP TIP #: Let With: Future Cost: 0 Estimate Total: 616							Engineering:	0	2	62	0	0	0
							R/W:	0	0	0	0	0	0
							Construction:	0	0	552	0	0	0
							FFOS:	0	0	0	0	0	0
							Payments:	0	0	0	0	0	0
County: Marion Pavement preservation treatment from Rte. Z west junction to Rte. 168 near Palmyra. Route: RT C Job No.: 2S3331 Length: 9.82 MPO: N Fund Cat: Taking Care Of System AC-State: 222 State: 54 Local: 0 Sec Cat: Preventive Maint Awd Date: Fall 20 Anticipated Fed Cat: STBG TIP #: 2S3204, 2S3306, 2S3205, 2S3209, 2S3305, Let With: 2S3302 Future Cost: 0 Estimate Total: 276							Engineering:	0	1	19	0	0	0
							R/W:	0	0	0	0	0	0
							Construction:	0	0	256	0	0	0
							FFOS:	0	0	0	0	0	0
							Payments:	0	0	0	0	0	0
County: Marion Pavement improvements from Rte. 36 to Rte. 19 at Center. Route: RT H Job No.: 2S3302 Length: 13.65 MPO: N Fund Cat: Taking Care Of System AC-State: 1,555 State: 389 Local: 0 Sec Cat: Thin Lift Overlay Awd Date: Fall 20 Anticipated Fed Cat: STBG TIP #: 2S3204, 2S3205, 2S3306, 2S3209, 2S3305, Let With: 2S3331 Future Cost: 0 Estimate Total: 1,944							Engineering:	0	2	134	0	0	0
							R/W:	0	0	0	0	0	0
							Construction:	0	0	1,808	0	0	0
							FFOS:	0	0	0	0	0	0
							Payments:	0	0	0	0	0	0
County: Marion Pavement resurfacing from Rte. 24 to Rte. 61 in Hannibal. Project includes 0.4 mile Rte. Route: RT MM 36 east outer road. Job No.: 2S3296 Length: 7.03 MPO: N Fund Cat: Taking Care Of System AC-State: 974 State: 243 Local: 0 Sec Cat: Low Type Resurfacing Awd Date: Fall 20 Anticipated Fed Cat: STBG TIP #: 2S3287, 2S3293, 2S3294, 2S3229, 2S3295 Let With: Future Cost: 0 Estimate Total: 1,218							Engineering:	1	1	85	0	0	0
							R/W:	0	0	0	0	0	0
							Construction:	0	0	1,131	0	0	0
							FFOS:	0	0	0	0	0	0
							Payments:	0	0	0	0	0	0
County: Marion Pavement resurfacing from beginning of state maintenance in Hannibal to Rte. 61 near Route: RT O New London. Job No.: 2S3293 Length: 6.63 MPO: N Fund Cat: Taking Care Of System AC-State: 412 State: 102 Local: 0 Sec Cat: Low Type Resurfacing Awd Date: Winter 20 Anticipated Fed Cat: STBG TIP #: 2S3287, 2S3294, 2S3296, 2S3229, 2S3295 Let With: Future Cost: 0 Estimate Total: 515							Engineering:	1	43	0	0	0	0
							R/W:	0	0	0	0	0	0
							Construction:	0	471	0	0	0	0
							FFOS:	0	0	0	0	0	0
							Payments:	0	0	0	0	0	0

* Subject to the approval of the Transportation Improvement Program by the governing Metropolitan Planning Organization.



2020-2024 Highway and Bridge Construction Schedule

Transportation Planning

P.O. Box 270
Jefferson City, MO 65102

Construction contingency applied to construction cost in the year the project is awarded.

Three percent project growth factor compounded annually is applied to right-of-way and construction costs in program years 2, 3, 4, and 5.

No inflation is applied to the Funding From Other Sources (FFOS) or Payments.

Engineering includes PE costs, CE costs and R/W incidentals.

						STATE FISCAL YEAR PROJECT BUDGETING					
						Prior Prog.	7/2019- 6/2020	7/2020- 6/2021	7/2021- 6/2022	7/2022- 6/2023	7/2023- 6/2024
County:	Marion	Bridge rehabilitation on ramp over Rte. 24, 1.6 miles north of Rte. 6 at Taylor interchange. Project involves bridge A3149.				Engineering:	0	73	0	0	0
Route:	RP US61S TO US24E					R/W:	0	0	0	0	0
Job No.:	2P3342					Construction:	0	779	0	0	0
Length:	0.14	MPO:	N			FFOS:	0	0	0	0	0
Fund Cat:	Taking Care Of System	Fed:	681	State:	171	Local:	0				
Sec Cat:	Rehab And Reconst	Awd Date:	Summer 19	Anticipated Fed Cat:		Payments:	0	0	0	0	0
TIP #:	Let With: 2P3182	Future Cost:		0	Estimate Total:	852					
County:	Marion	Pavement preservation treatment on Rte. W from Rte. 61 north junction to Rte. 61 south junction and on Rte. 61 outer road from Rte. W to 0.3 mile south of Rte. W in Hannibal.				Engineering:	2	1	7	0	0
Route:	RT W					R/W:	0	0	0	0	0
Job No.:	2S3209					Construction:	0	0	84	0	0
Length:	3.32	MPO:	N			FFOS:	0	0	0	0	0
Fund Cat:	Taking Care Of System	AC-State:	74	State:	18	Local:	0				
Sec Cat:	Preventive Maint	Awd Date:	Fall 20	Anticipated Fed Cat:		Payments:	0	0	0	0	0
TIP #:	Let With: 2S3204, 2S3306, 2S3205, 2S3305, 2S3331, 2S3302	Future Cost:		0	Estimate Total:	94					
County:	Monroe	Pavement preservation treatment from Rte. D to 1.1 miles north of Rte. 22 near Mexico in Audrain County.				Engineering:	3	47	0	0	0
Route:	MO 15					R/W:	0	0	0	0	0
Job No.:	2P3202					Construction:	0	602	0	0	0
Length:	18.45	MPO:	N			FFOS:	0	0	0	0	0
Fund Cat:	Taking Care Of System	AC-State:	520	State:	129	Local:	0				
Sec Cat:	Preventive Maint	Awd Date:	Fall 19	Anticipated Fed Cat:		Payments:	0	0	0	0	0
TIP #:	Let With: 2S3289	Future Cost:		0	Estimate Total:	652					
County:	Monroe	Pavement resurfacing from Rte. 154 north junction to Rte. D near Paris.				Engineering:	0	91	0	0	0
Route:	MO 15					R/W:	0	0	0	0	0
Job No.:	2P3345					Construction:	0	1,030	0	0	0
Length:	6.11	MPO:	N			FFOS:	0	0	0	0	0
Fund Cat:	Taking Care Of System	AC-State:	897	State:	224	Local:	0				
Sec Cat:	Thin Lift Overlay	Awd Date:	Fall 19	Anticipated Fed Cat:		Payments:	0	0	0	0	0
TIP #:	Let With:	Future Cost:		0	Estimate Total:	1,121					
County:	Monroe	Pavement resurfacing from Rte. 24 at Paris to 0.4 mile west of Rte. 107 (two disconnected sections).				Engineering:	50	244	0	0	0
Route:	MO 154					R/W:	0	0	0	0	0
Job No.:	2S3184					Construction:	0	3,509	0	0	0
Length:	13.19	MPO:	N			FFOS:	0	0	0	0	0
Fund Cat:	Taking Care Of System	Fed:	3,002	State:	751	Local:	0				
Sec Cat:	Thin Lift Overlay	Awd Date:	Winter 20	Anticipated Fed Cat:		Payments:	0	0	0	0	0
TIP #:	Let With: 2S3210	Future Cost:		0	Estimate Total:	3,803					

* Subject to the approval of the Transportation Improvement Program by the governing Metropolitan Planning Organization.

Jun-13-2019

Section 4 - 15

District Northeast

Dollars in Thousands



2020-2024 Highway and Bridge Construction Schedule

Transportation Planning

P.O. Box 270
Jefferson City, MO 65102

Construction contingency applied to construction cost in the year the project is awarded.

Three percent project growth factor compounded annually is applied to right-of-way and construction costs in program years 2, 3, 4, and 5.

No inflation is applied to the Funding From Other Sources (FFOS) or Payments.

Engineering includes PE costs, CE costs and R/W incidentals.

Construction contingency applied to construction cost in the year the project is awarded. Three percent project growth factor compounded annually is applied to right-of-way and construction costs in program years 2, 3, 4, and 5. No inflation is applied to the Funding From Other Sources (FFOS) or Payments. Engineering includes PE costs, CE costs and R/W incidentals.							STATE FISCAL YEAR PROJECT BUDGETING					
							Prior Prog.	7/2019- 6/2020	7/2020- 6/2021	7/2021- 6/2022	7/2022- 6/2023	7/2023- 6/2024
County: Monroe Route: MO 154 Job No.: 2S3210 Length: 9.12 MPO: N Fund Cat: Taking Care Of System Sec Cat: Low Type Resurfacing Awd Date: Winter 20 TIP #: Let With: 2S3184	Pavement resurfacing from 0.4 mile west of Rte. 107 to Rte. 19 near Perry in Ralls County. AC-State: 983 State: 247 Local: 0 Anticipated Fed Cat: STBG Future Cost: 0 Estimate Total: 1,256					Engineering: 26 R/W: 0 Construction: 0 FFOS: 0 Payments: 0	87 10 1,133 0 0 0	0 0 0 0 0	0 0 0 0 0	0 0 0 0 0		
County: Monroe Route: US 24 Job No.: 2P3144 Length: 19.11 MPO: N Fund Cat: Taking Care Of System Sec Cat: Thin Lift Overlay Awd Date: Fall 19 TIP #: Let With: 2P3282, 2P3183	Pavement resurfacing and upgrade guardrail from 1.1 miles west of Rte. U to the Rte. 36 interchange at Monroe City in Ralls County. Fed: 3,013 State: 753 Local: 0 Anticipated Fed Cat: NHPP Future Cost: 0 Estimate Total: 3,775					Engineering: 9 R/W: 0 Construction: 0 FFOS: 0 Payments: 0	259 0 3,507 0 0 0	0 0 0 0 0	0 0 0 0 0	0 0 0 0 0		
County: Monroe Route: US 24 Job No.: 2P3183 Length: 0.10 MPO: N Fund Cat: Taking Care Of System Sec Cat: Rehab And Reconst Awd Date: Fall 19 TIP #: Let With: 2P3282, 2P3144	Bridge rehabilitation over Middle Fork Salt River 1.0 mile west of Rte. 15 near Paris. Project involves bridge A1694. Fed: 0 State: 869 Local: 0 Anticipated Fed Cat: State Future Cost: 0 Estimate Total: 889					Engineering: 20 R/W: 0 Construction: 0 FFOS: 0 Payments: 0	156 2 711 0 0 0	0 0 0 0 0	0 0 0 0 0	0 0 0 0 0		
County: Monroe Route: US 24 Job No.: 2P3282 Length: 20.18 MPO: N Fund Cat: Taking Care Of System Sec Cat: Thin Lift Overlay Awd Date: Fall 19 TIP #: Let With: 2P3144, 2P3183	Pavement resurfacing from Randolph County line to 1.1 miles west of Rte. U near Paris. Fed: 3,085 State: 772 Local: 0 Anticipated Fed Cat: NHPP Future Cost: 0 Estimate Total: 3,859					Engineering: 2 R/W: 0 Construction: 0 FFOS: 0 Payments: 0	279 0 3,578 0 0 0	0 0 0 0 0	0 0 0 0 0	0 0 0 0 0		
County: Monroe Route: RT AA Job No.: 2S3317 Length: 0.07 MPO: N Fund Cat: Taking Care Of System Sec Cat: Rehab And Reconst Awd Date: 2023 TIP #: Let With:	Bridge improvements over Bee Creek 2.9 miles west of Rte. 15 near Paris. Project involves bridge P0826. AC-State: 886 State: 221 Local: 0 Anticipated Fed Cat: STBG Future Cost: 0 Estimate Total: 1,107					Engineering: 0 R/W: 0 Construction: 0 FFOS: 0 Payments: 0	1 0 0 0 0	5 2 0 0 0	50 0 0 0 0	128 0 921 0 0		

* Subject to the approval of the Transportation Improvement Program by the governing Metropolitan Planning Organization.



2020-2024 Highway and Bridge Construction Schedule

Transportation Planning

P.O. Box 270
Jefferson City, MO 65102

Construction contingency applied to construction cost in the year the project is awarded.

Three percent project growth factor compounded annually is applied to right-of-way and construction costs in program years 2, 3, 4, and 5.

No inflation is applied to the Funding From Other Sources (FFOS) or Payments.

Engineering includes PE costs, CE costs and R/W incidentals.

Construction contingency applied to construction cost in the year the project is awarded. Three percent project growth factor compounded annually is applied to right-of-way and construction costs in program years 2, 3, 4, and 5. No inflation is applied to the Funding From Other Sources (FFOS) or Payments. Engineering includes PE costs, CE costs and R/W incidentals.												STATE FISCAL YEAR PROJECT BUDGETING					
												Prior Prog.	7/2019- 6/2020	7/2020- 6/2021	7/2021- 6/2022	7/2022- 6/2023	7/2023- 6/2024
County: Monroe Route: RT M Job No.: 2S3147 Length: 0.06 MPO: N Fund Cat: Taking Care Of System Sec Cat: Rehab And Reconst Awd Date: 2023 Anticipated Fed Cat: NHPP TIP #: Let With: Future Cost: 0 Estimate Total: 941	Bridge improvements over Milligan Creek 0.9 mile west of Rte. Y near Middle Grove. Project involves bridge T0382.					Engineering: 16 R/W: 0 Construction: 0 FFOS: 0 Payments: 0	1 0 0 0 0	7 2 0 0 0	25 0 0 0 0	100 0 790 0 0	0 0 0 0 0						
County: Monroe Route: RT W Job No.: 2S3205 Length: 4.00 MPO: N Fund Cat: Taking Care Of System Sec Cat: Preventive Maint Awd Date: Fall 20 Anticipated Fed Cat: STBG TIP #: Let With: 2S3204, 2S3306, 2S3209, 2S3305, 2S3302, 2S3331 Future Cost: 0 Estimate Total: 112	Pavement preservation treatment from Rte. 24 in Monroe City to Rte. J in Ralls County.					Engineering: 2 R/W: 0 Construction: 0 FFOS: 0 Payments: 0	1 0 0 0 0	8 0 101 0 0	0 0 0 0 0	0 0 0 0 0	0 0 0 0 0						
County: Montgomery Route: MO 161 Job No.: 3S0623 Length: 0.07 MPO: N Fund Cat: Taking Care Of System Sec Cat: Rehab And Reconst Awd Date: Spring 20 Anticipated Fed Cat: NHPP TIP #: Let With: Future Cost: 0 Estimate Total: 1,072	Bridge replacement over Smith Branch 3.4 miles south of Rte. 19 near Danville. Project involves bridge T0236.					Engineering: 28 R/W: 0 Construction: 0 FFOS: 0 Payments: 0	163 10 871 0 0	0 0 0 0 0	0 0 0 0 0	0 0 0 0 0	0 0 0 0 0						
County: Montgomery Route: IS 70 Job No.: 0I3005J Length: 38.59 MPO: N Fund Cat: Statewide Interstate And Major Bridge Sec Cat: Preventive Maint Awd Date: Summer 19 Anticipated Fed Cat: NHPP TIP #: Let With: Future Cost: 0 Estimate Total: 273	Job Order Contracting for pavement repair from the Callaway County line to the St. Charles County line.					Engineering: 0 R/W: 0 Construction: 0 FFOS: 0 Payments: 0	23 0 250 0 0	0 0 0 0 0	0 0 0 0 0	0 0 0 0 0	0 0 0 0 0						
County: Montgomery Route: IS 70 Job No.: 0I3006J Length: 38.59 MPO: N Fund Cat: Statewide Interstate And Major Bridge Sec Cat: Preventive Maint Awd Date: Spring 20 Anticipated Fed Cat: NHPP TIP #: Let With: Future Cost: 0 Estimate Total: 273	Job Order Contracting for pavement repair from the Callaway County line to the St. Charles County line.					Engineering: 0 R/W: 0 Construction: 0 FFOS: 0 Payments: 0	23 0 250 0 0	0 0 0 0 0	0 0 0 0 0	0 0 0 0 0	0 0 0 0 0						

* Subject to the approval of the Transportation Improvement Program by the governing Metropolitan Planning Organization.

Jun-13-2019

Section 4 - 17

District Northeast

Dollars in Thousands



2020-2024 Highway and Bridge Construction Schedule

Transportation Planning

P.O. Box 270
Jefferson City, MO 65102

Construction contingency applied to construction cost in the year the project is awarded.

Three percent project growth factor compounded annually is applied to right-of-way and construction costs in program years 2, 3, 4, and 5.

No inflation is applied to the Funding From Other Sources (FFOS) or Payments.

Engineering includes PE costs, CE costs and R/W incidentals.

Construction contingency applied to construction cost in the year the project is awarded. Three percent project growth factor compounded annually is applied to right-of-way and construction costs in program years 2, 3, 4, and 5. No inflation is applied to the Funding From Other Sources (FFOS) or Payments. Engineering includes PE costs, CE costs and R/W incidentals.												STATE FISCAL YEAR PROJECT BUDGETING						
												Prior Prog.	7/2019-6/2020	7/2020-6/2021	7/2021-6/2022	7/2022-6/2023	7/2023-6/2024	
County: Montgomery	Job Order Contracting for pavement repair from the Callaway County line to the St. Charles County line.											Engineering:	0	0	23	0	0	0
Route: IS 70												R/W:	0	0	0	0	0	0
Job No.: 013007J												Construction:	0	0	258	0	0	0
Length: 38.59	MPO: N											FFOS:	0	0	0	0	0	0
Fund Cat: Statewide Interstate And Major Bridge	AC-State: 252 State: 29 Local: 0											Payments:	0	0	0	0	0	0
Sec Cat: Preventive Maint	Awd Date: 2021 Anticipated Fed Cat: NHPP																	
TIP #:	Let With: Future Cost: 0 Estimate Total: 281																	
County: Montgomery	Bridge improvements over Loutre River overflow and Loutre River 2.2 miles west of Rte. 161 near Danville. Project involves bridges L0395 and L0389.											Engineering:	55	150	520	0	0	0
Route: IS 70												R/W:	0	0	0	0	0	0
Job No.: 213226												Construction:	0	0	6,296	0	0	0
Length: 0.76	MPO: N											FFOS:	0	0	0	0	0	0
Fund Cat: Statewide Interstate And Major Bridge	Fed: 6,269 State: 697 Local: 0											Payments:	0	0	0	0	0	0
Sec Cat: Rehab And Reconst	Awd Date: 2021 Anticipated Fed Cat: NHPP																	
TIP #:	Let With: Future Cost: 0 Estimate Total: 7,021																	
County: Montgomery	Job Order Contracting for guard cable repair on I-70 in Montgomery and Warren Counties, Rte. 61 in Lincoln County, Rte. 36 in Macon County and Rte. T in Ralls County.											Engineering:	2	20	0	0	0	0
Route: IS 70												R/W:	0	0	0	0	0	0
Job No.: 213263												Construction:	0	250	0	0	0	0
Length: 43.08	MPO: N											FFOS:	0	0	0	0	0	0
Fund Cat: Taking Care Of System	AC-State: 216 State: 54 Local: 0											Payments:	0	0	0	0	0	0
Sec Cat: Routine Maintenance	Awd Date: Spring 20 Anticipated Fed Cat: STBG																	
TIP #:	Let With: Future Cost: 0 Estimate Total: 272																	
County: Montgomery	Pavement improvements from 1.4 miles east of Rte. F to the St. Charles County line near Foristell.											Engineering:	0	2	20	846	0	0
Route: IS 70												R/W:	0	0	0	0	0	0
Job No.: 213309												Construction:	0	0	0	12,620	0	0
Length: 22.17	MPO: N											FFOS:	0	0	0	0	0	0
Fund Cat: Taking Care Of System	Fed: 12,139 State: 1,349 Local: 0											Payments:	0	0	0	0	0	0
Sec Cat: Preventive Maint	Awd Date: 2022 Anticipated Fed Cat: NHPP																	
TIP #:	Let With: Future Cost: 0 Estimate Total: 13,488																	
County: Montgomery	Pavement improvements from the Callaway County line to 2 miles east of Rte. F near High Hill.											Engineering:	0	2	8	20	654	0
Route: IS 70												R/W:	0	0	0	0	0	0
Job No.: 213310												Construction:	0	0	0	0	9,930	0
Length: 17.02	MPO: N											FFOS:	0	0	0	0	0	0
Fund Cat: Taking Care Of System	Fed: 9,553 State: 1,061 Local: 0											Payments:	0	0	0	0	0	0
Sec Cat: Preventive Maint	Awd Date: 2023 Anticipated Fed Cat: NHPP																	
TIP #:	Let With: Future Cost: 0 Estimate Total: 10,614																	

* Subject to the approval of the Transportation Improvement Program by the governing Metropolitan Planning Organization.

Jun-13-2019

Section 4 - 18

District Northeast

Dollars in Thousands



2020-2024 Highway and Bridge Construction Schedule

Transportation Planning

P.O. Box 270
Jefferson City, MO 65102

Construction contingency applied to construction cost in the year the project is awarded.

Three percent project growth factor compounded annually is applied to right-of-way and construction costs in program years 2, 3, 4, and 5.

No inflation is applied to the Funding From Other Sources (FFOS) or Payments.

Engineering includes PE costs, CE costs and R/W incidentals.

Construction contingency applied to construction cost in the year the project is awarded. Three percent project growth factor compounded annually is applied to right-of-way and construction costs in program years 2, 3, 4, and 5. No inflation is applied to the Funding From Other Sources (FFOS) or Payments. Engineering includes PE costs, CE costs and R/W incidentals.												STATE FISCAL YEAR PROJECT BUDGETING					
												Prior Prog.	7/2019- 6/2020	7/2020- 6/2021	7/2021- 6/2022	7/2022- 6/2023	7/2023- 6/2024
County: Montgomery Route: MO 94 Job No.: 2S3178 Length: 26.33 MPO: N Fund Cat: Taking Care Of System Sec Cat: Low Type Resurfacing Awd Date: Fall 19 TIP #: Let With: AC-State: 1,453 State: 363 Local: 0 Anticipated Fed Cat: STBG Future Cost: 0 Estimate Total: 1,819	Engineering: R/W: Construction: FFOS: Payments:	3 0 0 0 0 0 0	130 0 1,686 0 0 0 0	0 0 0 0 0 0 0	0 0 0 0 0 0 0	0 0 0 0 0 0 0											
County: Montgomery Route: RT J Job No.: 2S3200 Length: 0.06 MPO: N Fund Cat: Taking Care Of System Sec Cat: Rehab And Reconst Awd Date: 2022 TIP #: Let With: 2S3187, 2S3186 Fed: 455 State: 113 Local: 0 Anticipated Fed Cat: NHPP Future Cost: 0 Estimate Total: 571	Engineering: R/W: Construction: FFOS: Payments:	3 0 0 0 0 0 0	1 0 0 0 0 0 0	21 0 0 0 0 0 0	80 0 466 0 0 0 0	0 0 0 0 0 0 0											
County: Montgomery Route: RT JJ Job No.: 2S3196 Length: 0.06 MPO: N Fund Cat: Taking Care Of System Sec Cat: Rehab And Reconst Awd Date: Summer 19 TIP #: Let With: Fed: 0 State: 853 Local: 0 Anticipated Fed Cat: State Future Cost: 0 Estimate Total: 857	Engineering: R/W: Construction: FFOS: Payments:	4 0 0 0 0 0 0	287 2 564 0 0 0 0	0 0 0 0 0 0 0	0 0 0 0 0 0 0	0 0 0 0 0 0 0											
County: Montgomery Route: RT N Job No.: 2S3186 Length: 0.06 MPO: N Fund Cat: Taking Care Of System Sec Cat: Rehab And Reconst Awd Date: 2022 TIP #: Let With: 2S3200, 2S3187 AC-State: 544 State: 136 Local: 0 Anticipated Fed Cat: STBG Future Cost: 0 Estimate Total: 683	Engineering: R/W: Construction: FFOS: Payments:	3 0 0 0 0 0 0	1 0 0 0 0 0 0	20 0 0 0 0 0 0	104 0 555 0 0 0 0	0 0 0 0 0 0 0											
County: Montgomery Route: RT P Job No.: 2S3187 Length: 0.06 MPO: N Fund Cat: Taking Care Of System Sec Cat: Rehab And Reconst Awd Date: 2022 TIP #: Let With: 2S3200, 2S3186 Fed: 760 State: 189 Local: 0 Anticipated Fed Cat: NHPP Future Cost: 0 Estimate Total: 953	Engineering: R/W: Construction: FFOS: Payments:	4 0 0 0 0 0 0	5 0 0 0 0 0 0	27 2 0 0 0 0 0	155 0 760 0 0 0 0	0 0 0 0 0 0 0											

* Subject to the approval of the Transportation Improvement Program by the governing Metropolitan Planning Organization.

Jun-13-2019

Section 4 - 19

District Northeast

Dollars in Thousands



2020-2024 Highway and Bridge Construction Schedule

Transportation Planning

P.O. Box 270
Jefferson City, MO 65102

Construction contingency applied to construction cost in the year the project is awarded.

Three percent project growth factor compounded annually is applied to right-of-way and construction costs in program years 2, 3, 4, and 5.

No inflation is applied to the Funding From Other Sources (FFOS) or Payments.

Engineering includes PE costs, CE costs and R/W incidentals.

Construction contingency applied to construction cost in the year the project is awarded. Three percent project growth factor compounded annually is applied to right-of-way and construction costs in program years 2, 3, 4, and 5. No inflation is applied to the Funding From Other Sources (FFOS) or Payments. Engineering includes PE costs, CE costs and R/W incidentals.												STATE FISCAL YEAR PROJECT BUDGETING					
												Prior Prog.	7/2019- 6/2020	7/2020- 6/2021	7/2021- 6/2022	7/2022- 6/2023	7/2023- 6/2024
County: Montgomery Route: RT ZZ Job No.: 2S3195 Length: 0.06 MPO: N Fund Cat: Taking Care Of System Sec Cat: Rehab And Reconst Awd Date: 2024 Anticipated Fed Cat: STBG TIP #: Let With: Future Cost: 0 Estimate Total: 896	Bridge improvements over Little Loutre Creek 0.5 mile south of Rte. RA near Wellsville. Project involves bridge R0638.					Engineering: 2 R/W: 0 Construction: 0 FFOS: 0 Payments: 0	1 0 0 0 0	1 0 0 0 0	17 2 0 0 0	35 0 0 0 0	95 0 743 0 0						
County: Pike Route: US 54 Job No.: 2P3218 Length: 0.76 MPO: N Fund Cat: Taking Care Of System Sec Cat: N- Ada Trans Awd Date: 2022 Anticipated Fed Cat: STBG TIP #: Let With: 2P3211, 2P3346 Future Cost: 0 Estimate Total: 896	Upgrade sidewalks to comply with the ADA Transition Plan on Rte. 54 from Dougherty Pike to 4th Street and on Rte. 79 from Noyes Street to South Carolina Street in Louisiana. \$472,000 Statewide Transportation Alternatives funds.					Engineering: 190 R/W: 0 Construction: 0 FFOS: 0 Payments: 0	16 22 0 17 0	10 0 0 0 0	54 0 604 455 0	0 0 0 0 0	0 0 0 0 0						
County: Pike Route: US 54 Job No.: 2P3260 Length: 0.04 MPO: N Fund Cat: Taking Care Of System Sec Cat: Preventive Maint Awd Date: Spring 20 Anticipated Fed Cat: NHPP TIP #: Let With: Future Cost: 0 Estimate Total: 361	Bridge painting over Bus. 61 near Bowling Green. Project involves bridge A3483.					Engineering: 2 R/W: 0 Construction: 0 FFOS: 0 Payments: 0	32 0 327 0 0	0 0 0 0 0	0 0 0 0 0	0 0 0 0 0	0 0 0 0 0						
County: Pike Route: US 61 Job No.: 2P3243 Length: 12.06 MPO: N Fund Cat: Taking Care Of System Sec Cat: Thin Lift Overlay Awd Date: 2022 Anticipated Fed Cat: NHPP TIP #: Let With: Future Cost: 0 Estimate Total: 3,931	Pavement resurfacing from 0.5 mile south of Rte. 19 in Ralls County south to 0.7 mile south of Rte. UU in Pike County near Bowling Green (3 disconnected sections).					Engineering: 1 R/W: 0 Construction: 0 FFOS: 0 Payments: 0	1 0 0 0 0	1 0 0 0 0	267 0 3,661 0 0	0 0 0 0 0	0 0 0 0 0						
County: Pike Route: RT C Job No.: 3S2219 Length: 0.06 MPO: N Fund Cat: Taking Care Of System Sec Cat: Rehab And Reconst Awd Date: Winter 20 Anticipated Fed Cat: NHPP TIP #: Let With: 2S3120, 2S3177 Future Cost: 0 Estimate Total: 816	Bridge replacement over Crooked Branch 2.4 miles west of Rte. E near Frankford. Project involves bridge T0881.					Engineering: 21 R/W: 0 Construction: 0 FFOS: 0 Payments: 0	146 2 647 0 0	0 0 0 0 0	0 0 0 0 0	0 0 0 0 0	0 0 0 0 0						

* Subject to the approval of the Transportation Improvement Program by the governing Metropolitan Planning Organization.

Jun-13-2019

Section 4 - 20

District Northeast

Dollars in Thousands



2020-2024 Highway and Bridge Construction Schedule

Transportation Planning

P.O. Box 270
Jefferson City, MO 65102

Construction contingency applied to construction cost in the year the project is awarded.

Three percent project growth factor compounded annually is applied to right-of-way and construction costs in program years 2, 3, 4, and 5.

No inflation is applied to the Funding From Other Sources (FFOS) or Payments.

Engineering includes PE costs, CE costs and R/W incidentals.

Construction contingency applied to construction cost in the year the project is awarded. Three percent project growth factor compounded annually is applied to right-of-way and construction costs in program years 2, 3, 4, and 5. No inflation is applied to the Funding From Other Sources (FFOS) or Payments. Engineering includes PE costs, CE costs and R/W incidentals.							STATE FISCAL YEAR PROJECT BUDGETING					
							Prior Prog.	7/2019- 6/2020	7/2020- 6/2021	7/2021- 6/2022	7/2022- 6/2023	7/2023- 6/2024
County: Pike Route: RT U Job No.: 2S3120 Length: 0.09 MPO: N Fund Cat: Taking Care Of System Sec Cat: Rehab And Reconst Awd Date: Winter 20 TIP #: Let With: 3S2219, 2S3177	Bridge replacement over Peno Creek 1 mile west of Rte. 61 near Bowling Green. Project involves bridge R0059.					Engineering: 50 R/W: 0 Construction: 0 FFOS: 0 Payments: 0	91 2 426 0 0	0 0 0 0 0	0 0 0 0 0	0 0 0 0 0	0 0 0 0 0	
County: Pike Route: RT U Job No.: 2S3177 Length: 0.06 MPO: N Fund Cat: Taking Care Of System Sec Cat: Rehab And Reconst Awd Date: Winter 20 TIP #: Let With: 3S2219, 2S3120	Bridge replacement over Branch Peno Creek 0.2 mile west of Rte. 61 near Bowling Green. Project involves bridge H0231.					Engineering: 20 R/W: 0 Construction: 0 FFOS: 0 Payments: 0	149 2 682 0 0	0 0 0 0 0	0 0 0 0 0	0 0 0 0 0	0 0 0 0 0	
County: Ralls Route: MO 19 Job No.: 2P3278 Length: 27.01 MPO: N Fund Cat: Taking Care Of System Sec Cat: Thin Lift Overlay Awd Date: 2022 TIP #: Let With: 2P3259	Pavement improvements from 0.2 mile east of Rte. 61 to Rte. J in Audrain County.					Engineering: 2 R/W: 0 Construction: 0 FFOS: 0 Payments: 0	2 0 0 0 0	8 0 0 0 0	323 0 4,575 0 0	0 0 0 0 0	0 0 0 0 0	
County: Ralls Route: US 61 Job No.: 2P3137 Length: 0.09 MPO: N Fund Cat: Taking Care Of System Sec Cat: Rehab And Reconst Awd Date: 2021 TIP #: Let With: 2P3138	Bridge rehabilitation over Norfolk Southern Railroad 0.9 mile north of Rte. HH in Hannibal. Project involves bridge A1060.					Engineering: 95 R/W: 0 Construction: 0 FFOS: 0 Payments: 0	16 1 0 0 0	139 0 1,182 0 0	0 0 0 0 0	0 0 0 0 0	0 0 0 0 0	
County: Ralls Route: US 61 Job No.: 2P3138 Length: 0.08 MPO: N Fund Cat: Taking Care Of System Sec Cat: Rehab And Reconst Awd Date: 2021 TIP #: Let With: 2P3137	Bridge rehabilitation over Bear Creek 0.6 mile north of Rte. HH in Hannibal. Project involves bridge A1061.					Engineering: 80 R/W: 0 Construction: 0 FFOS: 0 Payments: 0	16 1 0 0 0	111 0 989 0 0	0 0 0 0 0	0 0 0 0 0	0 0 0 0 0	

* Subject to the approval of the Transportation Improvement Program by the governing Metropolitan Planning Organization.

Jun-13-2019

Section 4 - 21

District Northeast

Dollars in Thousands



2020-2024 Highway and Bridge Construction Schedule

Transportation Planning

P.O. Box 270
Jefferson City, MO 65102

Construction contingency applied to construction cost in the year the project is awarded.

Three percent project growth factor compounded annually is applied to right-of-way and construction costs in program years 2, 3, 4, and 5.

No inflation is applied to the Funding From Other Sources (FFOS) or Payments.

Engineering includes PE costs, CE costs and R/W incidentals.

Construction contingency applied to construction cost in the year the project is awarded. Three percent project growth factor compounded annually is applied to right-of-way and construction costs in program years 2, 3, 4, and 5. No inflation is applied to the Funding From Other Sources (FFOS) or Payments. Engineering includes PE costs, CE costs and R/W incidentals.							STATE FISCAL YEAR PROJECT BUDGETING						
							Prior Prog.	7/2019- 6/2020	7/2020- 6/2021	7/2021- 6/2022	7/2022- 6/2023	7/2023- 6/2024	
County: Ralls	Pavement resurfacing from Rte. 61 to 0.2 mile north of Rte. 19 at New London.						Engineering:	1	20	0	0	0	0
Route: BU 61							R/W:	0	0	0	0	0	0
Job No.: 2S3295							Construction:	0	251	0	0	0	0
Length: 1.59	MPO: N					FFOS:	0	0	0	0	0	0	
Fund Cat: Taking Care Of System	AC-State: 217	State: 54	Local: 0			Payments:	0	0	0	0	0	0	
Sec Cat: Low Type Resurfacing	Awd Date: Winter 20	Anticipated Fed Cat: STBG											
TIP #: Let With: 2S3287, 2S3293, 2S3294, 2S3296, 2S3229	Future Cost: 0		Estimate Total: 272										
County: Ralls	Pavement resurfacing and horizontal curve improvements from Rtes. E and N to 0.8 mile south of Rte. 54 east junction in Louisiana in Pike County. Project includes Rte. 54 from Dougherty Pike to 7th Street.						Engineering:	138	10	42	277	0	0
Route: MO 79							R/W:	0	0	0	0	0	0
Job No.: 2P3211							Construction:	0	0	0	3,355	0	0
Length: 24.85	MPO: N					FFOS:	0	0	0	0	0	0	
Fund Cat: Taking Care Of System	AC-State: 2,948	State: 736	Local: 0			Payments:	0	0	0	0	0	0	
Sec Cat: Thin Lift Overlay	Awd Date: 2022	Anticipated Fed Cat: STBG											
TIP #: Let With: 2P3218, 2P3346	Future Cost: 0		Estimate Total: 3,822										
County: Ralls	Add rumblestrips, horizontal curve improvements and upgrade guardrail from Rtes. E and N to 0.1 mile north of Rte. 54 near Louisiana in Pike County.						Engineering:	0	10	40	393	0	0
Route: MO 79							R/W:	0	0	0	0	0	0
Job No.: 2P3346							Construction:	0	0	0	4,063	0	0
Length: 23.61	MPO: N					FFOS:	0	0	0	0	0	0	
Fund Cat: Taking Care Of System	AC-State: 3,604	State: 902	Local: 0			Payments:	0	0	0	0	0	0	
Sec Cat: Routine Maintenance	Awd Date: 2022	Anticipated Fed Cat: STBG											
TIP #: Let With: 2P3211, 2P3218	Future Cost: 0		Estimate Total: 4,506										
County: Ralls	Bridge rehabilitation over Salt River 1.9 miles west of Rte. H near Center. Project involves bridge A3513.						Engineering:	6	268	0	0	0	0
Route: RT A							R/W:	0	0	0	0	0	0
Job No.: 2S3047							Construction:	0	1,144	0	0	0	0
Length: 0.14	MPO: N					FFOS:	0	0	0	0	0	0	
Fund Cat: Taking Care Of System	Fed: 1,129	State: 283	Local: 0			Payments:	0	0	0	0	0	0	
Sec Cat: Rehab And Reconst	Awd Date: Winter 20	Anticipated Fed Cat: NHPP											
TIP #: Let With: 2S3046	Future Cost: 0		Estimate Total: 1,418										
County: Ralls	Bridge rehabilitation over Salt River 1.2 miles north of Rte. A near Center. Project involves bridge R0434.						Engineering:	39	243	0	0	0	0
Route: RT H							R/W:	0	2	0	0	0	0
Job No.: 2S3046							Construction:	0	1,675	0	0	0	0
Length: 0.15	MPO: N					FFOS:	0	0	0	0	0	0	
Fund Cat: Taking Care Of System	Fed: 1,537	State: 383	Local: 0			Payments:	0	0	0	0	0	0	
Sec Cat: Rehab And Reconst	Awd Date: Winter 20	Anticipated Fed Cat: NHPP											
TIP #: Let With: 2S3047	Future Cost: 0		Estimate Total: 1,959										

* Subject to the approval of the Transportation Improvement Program by the governing Metropolitan Planning Organization.

Jun-13-2019

Section 4 - 22

District Northeast

Dollars in Thousands



2020-2024 Highway and Bridge Construction Schedule

Transportation Planning

P.O. Box 270
Jefferson City, MO 65102

Construction contingency applied to construction cost in the year the project is awarded.

Three percent project growth factor compounded annually is applied to right-of-way and construction costs in program years 2, 3, 4, and 5.

No inflation is applied to the Funding From Other Sources (FFOS) or Payments.

Engineering includes PE costs, CE costs and R/W incidentals.

Construction contingency applied to construction cost in the year the project is awarded. Three percent project growth factor compounded annually is applied to right-of-way and construction costs in program years 2, 3, 4, and 5. No inflation is applied to the Funding From Other Sources (FFOS) or Payments. Engineering includes PE costs, CE costs and R/W incidentals.										STATE FISCAL YEAR PROJECT BUDGETING					
										Prior Prog.	7/2019- 6/2020	7/2020- 6/2021	7/2021- 6/2022	7/2022- 6/2023	7/2023- 6/2024
County: Ralls Route: RT J Job No.: 2S3204 Length: 19.16 MPO: N Fund Cat: Taking Care Of System Sec Cat: Preventive Maint TIP #: 2S3205, 2S3306, 2S3209, 2S3305, 2S3302, 2S3331	Pavement preservation treatment from Rte. 36 to Rte. 154 at Perry (two disconnected sections). AC-State: 417 State: 104 Local: 0 Awd Date: Fall 20 Anticipated Fed Cat: STBG Let With: 2S3205, 2S3306, 2S3209, 2S3305, 2S3302, 2S3331 Future Cost: 0 Estimate Total: 523					Engineering:	2	1	36	0	0	0			
						R/W:	0	0	0	0	0	0			
						Construction:	0	0	484	0	0	0			
						FFOS:	0	0	0	0	0	0			
						Payments:	0	0	0	0	0	0			
County: Randolph Route: US 24 Job No.: 2P3248 Length: 5.85 MPO: N Fund Cat: Taking Care Of System Sec Cat: Thin Lift Overlay TIP #: 2S3205, 2S3306, 2S3209, 2S3305, 2S3302, 2S3331	Pavement resurfacing and add shoulders from 0.9 mile east of Rte. 63 to the Monroe County line near Milton. Fed: 1,738 State: 433 Local: 0 Awd Date: 2022 Anticipated Fed Cat: NHPP Let With: 2S3205, 2S3306, 2S3209, 2S3305, 2S3302, 2S3331 Future Cost: 0 Estimate Total: 2,172					Engineering:	1	1	7	141	0	0			
						R/W:	0	0	0	0	0	0			
						Construction:	0	0	0	2,022	0	0			
						FFOS:	0	0	0	0	0	0			
						Payments:	0	0	0	0	0	0			
County: Randolph Route: US 24 Job No.: 2P3254 Length: 8.59 MPO: N Fund Cat: Taking Care Of System Sec Cat: Thin Lift Overlay TIP #: 2S3206, 2S3255, 2S3207	Pavement resurfacing from 1.5 miles west of Rte. C to 0.9 mile east of Rte. 63 near Moberly (two disconnected sections). Fed: 1,950 State: 487 Local: 0 Awd Date: Fall 20 Anticipated Fed Cat: NHPP Let With: 2S3206, 2S3255, 2S3207 Future Cost: 0 Estimate Total: 2,439					Engineering:	2	10	170	0	0	0			
						R/W:	0	0	0	0	0	0			
						Construction:	0	0	2,257	0	0	0			
						FFOS:	0	0	0	0	0	0			
						Payments:	0	0	0	0	0	0			
County: Randolph Route: US 63 Job No.: 2P3279 Length: 16.38 MPO: N Fund Cat: Taking Care Of System Sec Cat: Preventive Maint TIP #: 2S3206, 2P3254, 2S3255	Pavement improvements from 0.8 mile north of Rte. J to 1.6 miles south of Rte. 24 near Moberly and on southbound lanes from Bus. 63 to 1.2 miles south of Rte. KK in Adair County (six disconnected sections). Fed: 1,726 State: 431 Local: 0 Awd Date: Fall 20 Anticipated Fed Cat: NHPP Let With: 2S3206, 2P3254, 2S3255 Future Cost: 0 Estimate Total: 2,159					Engineering:	2	2	151	0	0	0			
						R/W:	0	0	0	0	0	0			
						Construction:	0	0	2,004	0	0	0			
						FFOS:	0	0	0	0	0	0			
						Payments:	0	0	0	0	0	0			
County: Randolph Route: RT A Job No.: 2S3207 Length: 9.56 MPO: N Fund Cat: Taking Care Of System Sec Cat: Preventive Maint TIP #: 2S3206, 2P3254, 2S3255	Pavement preservation treatment from Bus. 63 in Moberly to Rte. B south junction near Higbee. AC-State: 209 State: 51 Local: 0 Awd Date: Fall 20 Anticipated Fed Cat: STBG Let With: 2S3206, 2P3254, 2S3255 Future Cost: 0 Estimate Total: 262					Engineering:	2	1	17	0	0	0			
						R/W:	0	0	0	0	0	0			
						Construction:	0	0	242	0	0	0			
						FFOS:	0	0	0	0	0	0			
						Payments:	0	0	0	0	0	0			

* Subject to the approval of the Transportation Improvement Program by the governing Metropolitan Planning Organization.



2020-2024 Highway and Bridge Construction Schedule

Transportation Planning

P.O. Box 270
Jefferson City, MO 65102

Construction contingency applied to construction cost in the year the project is awarded.

Three percent project growth factor compounded annually is applied to right-of-way and construction costs in program years 2, 3, 4, and 5.

No inflation is applied to the Funding From Other Sources (FFOS) or Payments.

Engineering includes PE costs, CE costs and R/W incidentals.

Construction contingency applied to construction cost in the year the project is awarded. Three percent project growth factor compounded annually is applied to right-of-way and construction costs in program years 2, 3, 4, and 5. No inflation is applied to the Funding From Other Sources (FFOS) or Payments. Engineering includes PE costs, CE costs and R/W incidentals.													STATE FISCAL YEAR PROJECT BUDGETING					
													Prior Prog.	7/2019- 6/2020	7/2020- 6/2021	7/2021- 6/2022	7/2022- 6/2023	7/2023- 6/2024
County: Randolph Route: RT C Job No.: 2S3267 Length: 0.80 MPO: N Fund Cat: Taking Care Of System Sec Cat: N- Ada Trans Awd Date: 2022 Anticipated Fed Cat: STBG TIP #: Let With: 2S3268, 2S3269 Future Cost: 0 Estimate Total: 333	Engineering:	5	5	8	61	0	0											
	R/W:	0	0	5	0	0	0											
	Construction:	0	0	0	249	0	0											
	FFOS:	0	0	0	188	0	0											
	Payments:	0	0	0	0	0	0											
County: Randolph Route: RT EE Job No.: 2S3255 Length: 4.74 MPO: N Fund Cat: Taking Care Of System Sec Cat: Low Type Resurfacing Awd Date: Fall 20 Anticipated Fed Cat: STBG TIP #: Let With: 2S3206, 2P3254, 2S3207 Future Cost: 0 Estimate Total: 351	Engineering:	1	2	25	0	0	0											
	R/W:	0	0	0	0	0	0											
	Construction:	0	0	323	0	0	0											
	FFOS:	0	0	0	0	0	0											
	Payments:	0	0	0	0	0	0											
County: Randolph Route: RT EE Job No.: 2S3268 Length: 0.50 MPO: N Fund Cat: Taking Care Of System Sec Cat: N- Ada Trans Awd Date: 2022 Anticipated Fed Cat: STBG TIP #: Let With: 2S3269, 2S3267 Future Cost: 0 Estimate Total: 480	Engineering:	5	5	12	88	0	0											
	R/W:	0	0	5	0	0	0											
	Construction:	0	0	0	365	0	0											
	FFOS:	0	0	0	275	0	0											
	Payments:	0	0	0	0	0	0											
County: Randolph Route: RT Z Job No.: 2S3269 Length: 0.54 MPO: N Fund Cat: Taking Care Of System Sec Cat: N- Ada Trans Awd Date: 2022 Anticipated Fed Cat: STBG TIP #: Let With: 2S3268, 2S3267 Future Cost: 0 Estimate Total: 509	Engineering:	5	5	12	95	0	0											
	R/W:	0	0	5	0	0	0											
	Construction:	0	0	0	387	0	0											
	FFOS:	0	0	0	292	0	0											
	Payments:	0	0	0	0	0	0											
County: Schuyler Route: US 136 Job No.: 2P3197 Length: 0.06 MPO: N Fund Cat: Taking Care Of System Sec Cat: Rehab And Reconst Awd Date: 2024 Anticipated Fed Cat: NHPP TIP #: Let With: Future Cost: 0 Estimate Total: 833	Engineering:	4	1	5	17	15	97											
	R/W:	0	0	0	2	0	0											
	Construction:	0	0	0	0	0	692											
	FFOS:	0	0	0	0	0	0											
	Payments:	0	0	0	0	0	0											

* Subject to the approval of the Transportation Improvement Program by the governing Metropolitan Planning Organization.

Jun-13-2019

Section 4 - 24

District Northeast

Dollars in Thousands



2020-2024 Highway and Bridge Construction Schedule

Transportation Planning

P.O. Box 270
Jefferson City, MO 65102

Construction contingency applied to construction cost in the year the project is awarded.

Three percent project growth factor compounded annually is applied to right-of-way and construction costs in program years 2, 3, 4, and 5.

No inflation is applied to the Funding From Other Sources (FFOS) or Payments.

Engineering includes PE costs, CE costs and R/W incidentals.

Construction contingency applied to construction cost in the year the project is awarded. Three percent project growth factor compounded annually is applied to right-of-way and construction costs in program years 2, 3, 4, and 5. No inflation is applied to the Funding From Other Sources (FFOS) or Payments. Engineering includes PE costs, CE costs and R/W incidentals.												STATE FISCAL YEAR PROJECT BUDGETING					
												Prior Prog.	7/2019- 6/2020	7/2020- 6/2021	7/2021- 6/2022	7/2022- 6/2023	7/2023- 6/2024
County: Schuyler	Pavement preservation treatment from Rte. 63 to 0.3 mile west of Rte. N near Livonia in Putnam County.					Engineering:	2	23	0	0	0	0					
Route: US 136						R/W:	0	0	0	0	0	0					
Job No.: 2P3203						Construction:	0	303	0	0	0	0					
Length: 8.18	MPO: N					FFOS:	0	0	0	0	0	0					
Fund Cat: Taking Care Of System	AC-State: 261	State: 65	Local: 0			Payments:	0	0	0	0	0	0					
Sec Cat: Preventive Maint	Awd Date: Fall 19	Anticipated Fed Cat: STBG															
TIP #: Let With: 2P3214, 2P3213	Future Cost: 0		Estimate Total: 328														
County: Schuyler	Pavement preservation treatment from Rte. A to 0.5 mile west of Burlington Northern Santa Fe Railroad in Clark County near Medill.					Engineering:	2	64	0	0	0	0					
Route: US 136						R/W:	0	0	0	0	0	0					
Job No.: 2P3213						Construction:	0	837	0	0	0	0					
Length: 32.13	MPO: N					FFOS:	0	0	0	0	0	0					
Fund Cat: Taking Care Of System	AC-State: 722	State: 179	Local: 0			Payments:	0	0	0	0	0	0					
Sec Cat: Preventive Maint	Awd Date: Fall 19	Anticipated Fed Cat: STBG															
TIP #: Let With: 2P3203, 2P3214	Future Cost: 0		Estimate Total: 903														
County: Schuyler	Upgrade sidewalks to comply with the ADA Transition Plan from Fifth Street to Perry Street in Lancaster. \$80,000 Statewide Transportation Alternatives funds.					Engineering:	35	15	0	0	0	0					
Route: US 136						R/W:	0	3	0	0	0	0					
Job No.: 2P3222						Construction:	0	100	0	0	0	0					
Length: 0.15	MPO: N					FFOS:	0	80	0	0	0	0					
Fund Cat: Taking Care Of System	Fed: 94	State: 24	Local: 0			Payments:	0	0	0	0	0	0					
Sec Cat: N- Ada Trans	Awd Date: Spring 20	Anticipated Fed Cat: STBG															
TIP #: Let With: 2P3224, 2S3221	Future Cost: 0		Estimate Total: 153														
County: Schuyler	Upgrade sidewalks to comply with the ADA Transition Plan from Cemetery Street to Angus Drive and on Rte. A from Rte. 136 to Bondurant Street in Downing. \$659,000 Statewide Transportation Alternatives funds.					Engineering:	125	67	0	0	0	0					
Route: US 136						R/W:	10	0	0	0	0	0					
Job No.: 2P3224						Construction:	0	824	0	0	0	0					
Length: 1.03	MPO: N					FFOS:	0	659	0	0	0	0					
Fund Cat: Taking Care Of System	Fed: 713	State: 178	Local: 0			Payments:	0	0	0	0	0	0					
Sec Cat: N- Ada Trans	Awd Date: Spring 20	Anticipated Fed Cat: STBG															
TIP #: Let With: 2S3221, 2P3222	Future Cost: 0		Estimate Total: 1,026														
County: Schuyler	Pavement improvements from the Iowa State line to 0.6 mile north of Bus. 63 near Kirksville in Adair County.					Engineering:	10	2	3	5	523	0					
Route: US 63						R/W:	0	0	0	0	0	0					
Job No.: 2P2212						Construction:	0	0	0	0	7,926	0					
Length: 24.68	MPO: N					FFOS:	0	0	0	0	0	0					
Fund Cat: Taking Care Of System	Fed: 6,767	State: 1,692	Local: 0			Payments:	0	0	0	0	0	0					
Sec Cat: Thin Lift Overlay	Awd Date: 2023	Anticipated Fed Cat: NHPP															
TIP #: Let With:	Future Cost: 0		Estimate Total: 8,469														

* Subject to the approval of the Transportation Improvement Program by the governing Metropolitan Planning Organization.



2020-2024 Highway and Bridge Construction Schedule

Transportation Planning

P.O. Box 270
Jefferson City, MO 65102

Construction contingency applied to construction cost in the year the project is awarded.

Three percent project growth factor compounded annually is applied to right-of-way and construction costs in program years 2, 3, 4, and 5.

No inflation is applied to the Funding From Other Sources (FFOS) or Payments.

Engineering includes PE costs, CE costs and R/W incidentals.

Construction contingency applied to construction cost in the year the project is awarded. Three percent project growth factor compounded annually is applied to right-of-way and construction costs in program years 2, 3, 4, and 5. No inflation is applied to the Funding From Other Sources (FFOS) or Payments. Engineering includes PE costs, CE costs and R/W incidentals.										STATE FISCAL YEAR PROJECT BUDGETING						
										Prior Prog.	7/2019- 6/2020	7/2020- 6/2021	7/2021- 6/2022	7/2022- 6/2023	7/2023- 6/2024	
County: Schuyler	Bridge improvements over North Fork Middle Fabius River 1.0 mile south of Rte. 136 near Downing. Project involves bridge X0097.									Engineering:	0	1	3	11	35	98
Route: RT A										R/W:	0	0	0	2	0	0
Job No.: 2S3311										Construction:	0	0	0	0	0	700
Length: 0.06	MPO: N								FFOS:	0	0	0	0	0	0	
Fund Cat: Taking Care Of System								Fed: 680	State: 170	Local: 0	Payments:	0	0	0	0	0
Sec Cat: Rehab And Reconst	Awd Date: 2024	Anticipated Fed Cat: NHPP														
TIP #:	Let With:	Future Cost: 0							Estimate Total: 850							
County: Schuyler	Bridge improvements over North Fork Middle Fabius River 0.8 mile north of Rte. 136 near Lancaster. Project involves bridge P0233.									Engineering:	0	2	2	16	35	89
Route: RT C										R/W:	0	0	0	2	0	0
Job No.: 2S3312										Construction:	0	0	0	0	0	643
Length: 0.06	MPO: N								FFOS:	0	0	0	0	0	0	
Fund Cat: Taking Care Of System								Fed: 632	State: 157	Local: 0	Payments:	0	0	0	0	0
Sec Cat: Rehab And Reconst	Awd Date: 2024	Anticipated Fed Cat: NHPP														
TIP #:	Let With:	Future Cost: 0							Estimate Total: 789							
County: Schuyler	Bridge improvements over South Fork North Fabius River 4 miles north of Rte. 202 near Glenwood. Project involves bridge P0398.									Engineering:	54	2	2	12	20	63
Route: RT M										R/W:	0	0	0	2	0	0
Job No.: 2S2207										Construction:	0	0	0	0	0	705
Length: 0.06	MPO: N								FFOS:	0	0	0	0	0	0	
Fund Cat: Taking Care Of System								AC-State: 646	State: 160	Local: 0	Payments:	0	0	0	0	0
Sec Cat: Rehab And Reconst	Awd Date: 2024	Anticipated Fed Cat: STBG														
TIP #:	Let With:	Future Cost: 0							Estimate Total: 860							
County: Scotland	Bridge replacement over South Wyaconda River 0.1 mile south of Rte. BB near Memphis. Project involves bridge H0857.									Engineering:	38	22	162	0	0	0
Route: MO 15										R/W:	0	2	0	0	0	0
Job No.: 2P3089										Construction:	0	0	925	0	0	0
Length: 0.08	MPO: N								FFOS:	0	0	0	0	0	0	
Fund Cat: Taking Care Of System								Fed: 890	State: 221	Local: 0	Payments:	0	0	0	0	0
Sec Cat: Rehab And Reconst	Awd Date: 2021	Anticipated Fed Cat: NHPP														
TIP #:	Let With: 3P0568	Future Cost: 0							Estimate Total: 1,149							
County: Scotland	Pavement improvements from Rte. 136 west junction at Memphis to Rte. 6 north junction at Edina in Knox County.									Engineering:	12	23	145	0	0	0
Route: MO 15										R/W:	0	3	0	0	0	0
Job No.: 2P3212										Construction:	0	0	1,792	0	0	0
Length: 22.46	MPO: N								FFOS:	0	0	0	0	0	0	
Fund Cat: Taking Care Of System								Fed: 1,570	State: 393	Local: 0	Payments:	0	0	0	0	0
Sec Cat: Low Type Resurfacing	Awd Date: Fall 20	Anticipated Fed Cat: STBG														
TIP #:	Let With:	Future Cost: 0							Estimate Total: 1,975							

* Subject to the approval of the Transportation Improvement Program by the governing Metropolitan Planning Organization.



2020-2024 Highway and Bridge Construction Schedule

Transportation Planning

P.O. Box 270
Jefferson City, MO 65102

Construction contingency applied to construction cost in the year the project is awarded.

Three percent project growth factor compounded annually is applied to right-of-way and construction costs in program years 2, 3, 4, and 5.

No inflation is applied to the Funding From Other Sources (FFOS) or Payments.

Engineering includes PE costs, CE costs and R/W incidentals.

						STATE FISCAL YEAR PROJECT BUDGETING					
						Prior Prog.	7/2019- 6/2020	7/2020- 6/2021	7/2021- 6/2022	7/2022- 6/2023	7/2023- 6/2024
County:	Scotland	Pavement resurfacing and add rumblestrips from the Iowa State line to Rte. 136 east junction at Memphis.				Engineering:	3	152	0	0	0
Route:	MO 15					R/W:	0	7	0	0	0
Job No.:	2P3214					Construction:	0	1,289	0	0	0
Length:	10.82	MPO:	N			FFOS:	0	0	0	0	0
Fund Cat:	Taking Care Of System	AC-State:	1,158	State:	290	Local:	0				
Sec Cat:	Low Type Resurfacing	Awd Date:	Fall 19	Anticipated Fed Cat:	STBG	Payments:	0	0	0	0	0
TIP #:	Let With: 2P3203, 2P3213	Future Cost:	0	Estimate Total:	1,451						
County:	Scotland	Bridge improvements over Foreman/Gunns Branch 0.4 mile north of Rte. AA near Memphis. Project involves bridge H0858.				Engineering:	37	5	72	0	0
Route:	MO 15					R/W:	0	5	0	0	0
Job No.:	3P0568					Construction:	0	0	487	0	0
Length:	0.05	MPO:	N			FFOS:	0	0	0	0	0
Fund Cat:	Taking Care Of System	Fed:	456	State:	113	Local:	0				
Sec Cat:	Rehab And Reconst	Awd Date:	2021	Anticipated Fed Cat:	NHPP	Payments:	0	0	0	0	0
TIP #:	Let With: 2P3089	Future Cost:	0	Estimate Total:	606						
County:	Scotland	Bridge improvements over North Fork North Fabius River 0.1 mile north of Rte. JJ near Hitt. Project involves bridge X0201.				Engineering:	0	2	81	104	0
Route:	RT B					R/W:	0	0	2	0	0
Job No.:	2S3318					Construction:	0	0	0	836	0
Length:	0.07	MPO:	N			FFOS:	0	0	0	0	0
Fund Cat:	Taking Care Of System	Fed:	821	State:	204	Local:	0				
Sec Cat:	Rehab And Reconst	Awd Date:	2022	Anticipated Fed Cat:	NHPP	Payments:	0	0	0	0	0
TIP #:	Let With: 2S3322, 2S3319	Future Cost:	0	Estimate Total:	1,025						
County:	Scotland	Bridge improvements over South Wyaconda River 1.3 miles west of Rte. DD near Brock. Project involves bridge T0074.				Engineering:	0	10	81	111	0
Route:	RT C					R/W:	0	0	2	0	0
Job No.:	2S3319					Construction:	0	0	0	933	0
Length:	0.07	MPO:	N			FFOS:	0	0	0	0	0
Fund Cat:	Taking Care Of System	Fed:	910	State:	227	Local:	0				
Sec Cat:	Rehab And Reconst	Awd Date:	2022	Anticipated Fed Cat:	NHPP	Payments:	0	0	0	0	0
TIP #:	Let With: 2S3322, 2S3318	Future Cost:	0	Estimate Total:	1,137						
County:	Scotland	Bridge improvements over North Branch Wyaconda River 3.2 miles east of Rte. 15 near Brock. Project involves bridge X0173.				Engineering:	0	2	2	17	35
Route:	RT H					R/W:	0	0	0	2	0
Job No.:	2S3320					Construction:	0	0	0	0	734
Length:	0.06	MPO:	N			FFOS:	0	0	0	0	0
Fund Cat:	Taking Care Of System	Fed:	715	State:	177	Local:	0				
Sec Cat:	Rehab And Reconst	Awd Date:	2024	Anticipated Fed Cat:	NHPP	Payments:	0	0	0	0	0
TIP #:	Let With:	Future Cost:	0	Estimate Total:	892						

* Subject to the approval of the Transportation Improvement Program by the governing Metropolitan Planning Organization.

Jun-13-2019

Section 4 - 27

District Northeast

Dollars in Thousands



2020-2024 Highway and Bridge Construction Schedule

Transportation Planning

P.O. Box 270
Jefferson City, MO 65102

Construction contingency applied to construction cost in the year the project is awarded.

Three percent project growth factor compounded annually is applied to right-of-way and construction costs in program years 2, 3, 4, and 5.

No inflation is applied to the Funding From Other Sources (FFOS) or Payments.

Engineering includes PE costs, CE costs and R/W incidentals.

Construction contingency applied to construction cost in the year the project is awarded. Three percent project growth factor compounded annually is applied to right-of-way and construction costs in program years 2, 3, 4, and 5. No inflation is applied to the Funding From Other Sources (FFOS) or Payments. Engineering includes PE costs, CE costs and R/W incidentals.												STATE FISCAL YEAR PROJECT BUDGETING						
												Prior Prog.	7/2019- 6/2020	7/2020- 6/2021	7/2021- 6/2022	7/2022- 6/2023	7/2023- 6/2024	
County: Scotland	Bridge improvements over North Fork North Wyaconda River 2.5 miles west of Rte. Z near Azen. Project involves bridge X0174.											Engineering:	0	2	2	17	35	99
Route: RT H												R/W:	0	0	0	2	0	0
Job No.: 2S3321												Construction:	0	0	0	0	0	716
Length: 0.06	MPO: N											FFOS:	0	0	0	0	0	0
Fund Cat: Taking Care Of System	Fed: 700 State: 173 Local: 0											Payments:	0	0	0	0	0	0
Sec Cat: Rehab And Reconst	Awd Date: 2024 Anticipated Fed Cat: NHPP																	
TIP #:	Let With:											Future Cost: 0 Estimate Total: 873						
County: Scotland	Bridge improvements over South Fork Middle Fabius River 4.0 miles east of Rte. A near Bible Grove. Project involves bridge P0401.											Engineering:	0	2	87	78	0	0
Route: RT T												R/W:	0	0	2	0	0	0
Job No.: 2S3322												Construction:	0	0	0	748	0	0
Length: 0.06	MPO: N											FFOS:	0	0	0	0	0	0
Fund Cat: Taking Care Of System	Fed: 734 State: 183 Local: 0											Payments:	0	0	0	0	0	0
Sec Cat: Rehab And Reconst	Awd Date: 2022 Anticipated Fed Cat: NHPP																	
TIP #:	Let With: 2S3318, 2S3319											Future Cost: 0 Estimate Total: 917						
County: Scotland	Bridge improvements over Tobin Creek 1.7 miles east of Rte. 15 near Greensburg. Project involves bridge S0414.											Engineering:	0	2	2	16	45	107
Route: RT W												R/W:	0	0	0	2	0	0
Job No.: 2S3323												Construction:	0	0	0	0	0	851
Length: 0.07	MPO: N											FFOS:	0	0	0	0	0	0
Fund Cat: Taking Care Of System	Fed: 822 State: 203 Local: 0											Payments:	0	0	0	0	0	0
Sec Cat: Rehab And Reconst	Awd Date: 2024 Anticipated Fed Cat: NHPP																	
TIP #:	Let With:											Future Cost: 0 Estimate Total: 1,025						
County: Shelby	Bridge painting over Salt River 0.4 mile west of Rte. K, near Hagers Grove. Project involves bridge L0167.											Engineering:	2	17	0	0	0	0
Route: MO 151												R/W:	0	0	0	0	0	0
Job No.: 2S3233												Construction:	0	175	0	0	0	0
Length: 0.03	MPO: N											FFOS:	0	0	0	0	0	0
Fund Cat: Taking Care Of System	Fed: 154 State: 38 Local: 0											Payments:	0	0	0	0	0	0
Sec Cat: Preventive Maint	Awd Date: Spring 20 Anticipated Fed Cat: NHPP																	
TIP #:	Let With: 2S3234, 2S3232, 2S3235											Future Cost: 0 Estimate Total: 194						
County: Shelby	Pavement preservation treatment from 0.3 mile north of Rte. 36 to Rte. 22 near Centralia in Audrain County (three disconnected sections).											Engineering:	2	87	0	0	0	0
Route: MO 151												R/W:	0	0	0	0	0	0
Job No.: 2S3297												Construction:	0	1,150	0	0	0	0
Length: 45.09	MPO: N											FFOS:	0	0	0	0	0	0
Fund Cat: Taking Care Of System	AC-State: 989 State: 248 Local: 0											Payments:	0	0	0	0	0	0
Sec Cat: Preventive Maint	Awd Date: Fall 19 Anticipated Fed Cat: STBG																	
TIP #:	Let With:											Future Cost: 0 Estimate Total: 1,239						

* Subject to the approval of the Transportation Improvement Program by the governing Metropolitan Planning Organization.

Jun-13-2019

Section 4 - 28

District Northeast

Dollars in Thousands



2020-2024 Highway and Bridge Construction Schedule

Transportation Planning

P.O. Box 270
Jefferson City, MO 65102

Construction contingency applied to construction cost in the year the project is awarded.

Three percent project growth factor compounded annually is applied to right-of-way and construction costs in program years 2, 3, 4, and 5.

No inflation is applied to the Funding From Other Sources (FFOS) or Payments.

Engineering includes PE costs, CE costs and R/W incidentals.

Construction contingency applied to construction cost in the year the project is awarded. Three percent project growth factor compounded annually is applied to right-of-way and construction costs in program years 2, 3, 4, and 5. No inflation is applied to the Funding From Other Sources (FFOS) or Payments. Engineering includes PE costs, CE costs and R/W incidentals.											STATE FISCAL YEAR PROJECT BUDGETING						
											Prior Prog.	7/2019- 6/2020	7/2020- 6/2021	7/2021- 6/2022	7/2022- 6/2023	7/2023- 6/2024	
County: Shelby	Pavement improvements from Rte. 15 to Bus. 61 in Palmyra in Marion County.										Engineering:	0	2	67	0	0	0
Route: MO 168											R/W:	0	0	0	0	0	0
Job No.: 2S3306											Construction:	0	0	824	0	0	0
Length: 31.26	MPO: N									FFOS:	0	0	0	0	0	0	
Fund Cat: Taking Care Of System			AC-State: 715	State: 178	Local: 0						Payments:	0	0	0	0	0	
Sec Cat: Preventive Maint	Awd Date: Fall 20	Anticipated Fed Cat: STBG															
TIP #: Let With: 2S3204, 2S3205, 2S3209, 2S3305, 2S3331, 2S3302	Future Cost: 0					Estimate Total: 893											
County: Shelby	Pavement resurfacing on eastbound lanes from 1.7 miles west of Rte. 151 to 2.2 miles east of Rte. PP near Lakenan (two disconnected sections).										Engineering:	5	305	0	0	0	0
Route: US 36											R/W:	0	0	0	0	0	0
Job No.: 2P3175											Construction:	0	3,996	0	0	0	0
Length: 19.76	MPO: N									FFOS:	0	0	0	0	0	0	
Fund Cat: Taking Care Of System			Fed: 3,441	State: 860	Local: 0						Payments:	0	0	0	0	0	
Sec Cat: Thin Lift Overlay	Awd Date: Winter 20	Anticipated Fed Cat: NHPP															
TIP #: Let With: 2P3176	Future Cost: 0					Estimate Total: 4,306											
County: Shelby	Pavement resurfacing on westbound lanes from 1.7 miles west of Rte. Z to North Fork Salt River near Hunnewell and from 2.2 miles west of Rte. 151 to 0.8 mile east of Rte. 63 near Macon.										Engineering:	4	131	0	0	0	0
Route: US 36											R/W:	0	0	0	0	0	0
Job No.: 2P3176											Construction:	0	1,738	0	0	0	0
Length: 8.55	MPO: N									FFOS:	0	0	0	0	0	0	
Fund Cat: Taking Care Of System			Fed: 1,495	State: 374	Local: 0						Payments:	0	0	0	0	0	
Sec Cat: Thin Lift Overlay	Awd Date: Winter 20	Anticipated Fed Cat: NHPP															
TIP #: Let With: 2P3175	Future Cost: 0					Estimate Total: 1,873											
County: Shelby	Pavement repair from 1.7 miles west of Rte. Z to 0.7 mile west of Bus. 36 West junction at Monroe City in Marion County.										Engineering:	0	1	28	0	0	0
Route: US 36											R/W:	0	0	0	0	0	0
Job No.: 2P3334											Construction:	0	0	355	0	0	0
Length: 7.23	MPO: N									FFOS:	0	0	0	0	0	0	
Fund Cat: Taking Care Of System			Fed: 307	State: 77	Local: 0						Payments:	0	0	0	0	0	
Sec Cat: Preventive Maint	Awd Date: Fall 20	Anticipated Fed Cat: NHPP															
TIP #: Let With:	Future Cost: 0					Estimate Total: 384											
County: Various	Job Order Contracting for guardrail repair at various locations in the Northeast District.										Engineering:	2	30	0	0	0	0
Route: Various											R/W:	0	0	0	0	0	0
Job No.: 2P3262											Construction:	0	400	0	0	0	0
Length: 0.00	MPO: N									FFOS:	0	0	0	0	0	0	
Fund Cat: Taking Care Of System			AC-State: 344	State: 86	Local: 0						Payments:	0	0	0	0	0	
Sec Cat: Routine Maintenance	Awd Date: Spring 20	Anticipated Fed Cat: STBG															
TIP #: Let With:	Future Cost: 0					Estimate Total: 432											

* Subject to the approval of the Transportation Improvement Program by the governing Metropolitan Planning Organization.

Jun-13-2019

Section 4 - 29

District Northeast

Dollars in Thousands



2020-2024 Highway and Bridge Construction Schedule

Transportation Planning

P.O. Box 270
Jefferson City, MO 65102

Construction contingency applied to construction cost in the year the project is awarded.

Three percent project growth factor compounded annually is applied to right-of-way and construction costs in program years 2, 3, 4, and 5.

No inflation is applied to the Funding From Other Sources (FFOS) or Payments.

Engineering includes PE costs, CE costs and R/W incidentals.

Construction contingency applied to construction cost in the year the project is awarded. Three percent project growth factor compounded annually is applied to right-of-way and construction costs in program years 2, 3, 4, and 5. No inflation is applied to the Funding From Other Sources (FFOS) or Payments. Engineering includes PE costs, CE costs and R/W incidentals.												STATE FISCAL YEAR PROJECT BUDGETING						
												Prior Prog.	7/2019- 6/2020	7/2020- 6/2021	7/2021- 6/2022	7/2022- 6/2023	7/2023- 6/2024	
County: Various Route: Various Job No.: 2P3264 Length: 0.00 Fund Cat: Safety Sec Cat: Safety TIP #: 	On-call work zone enforcement at various locations in the Northeast District.											Engineering:	0	1	0	0	0	0
												R/W:	0	0	0	0	0	0
												Construction:	0	0	0	0	0	0
												FFOS:	0	0	0	0	0	0
												Payments:	0	10	0	0	0	0
County: Various Route: Various Job No.: 2P3307 Length: 0.00 Fund Cat: Safety Sec Cat: Safety TIP #: 	On-call work zone enforcement at various locations in the Northeast District.											Engineering:	0	0	1	0	0	0
												R/W:	0	0	0	0	0	0
												Construction:	0	0	0	0	0	0
												FFOS:	0	0	0	0	0	0
												Payments:	0	0	10	0	0	0
County: Various Route: Various Job No.: 5B0800Q Length: 0.00 Fund Cat: Taking Care Of System Sec Cat: Rehab And Reconst TIP #: 	Payback beginning in SFY 2008 for Safe and Sound bridges in the Northeast District.											Engineering:	0	0	0	0	0	0
												R/W:	96	0	0	0	0	0
												Construction:	0	0	0	0	0	0
												FFOS:	96	0	0	0	0	0
												Payments:	41,474	5,280	5,280	5,280	5,280	5,280
County: Warren Route: MO 47 Job No.: 2P3216 Length: 21.91 Fund Cat: Taking Care Of System Sec Cat: Preventive Maint TIP #: 	Pavement improvements from 0.1 mile south of Rtes. M and MM in Warrenton to Missouri River Bridge in Washington.											Engineering:	2	2	2	10	177	0
												R/W:	0	0	0	0	0	0
												Construction:	0	0	0	0	2,654	0
												FFOS:	0	0	0	0	0	0
												Payments:	0	0	0	0	0	0
County: Warren Route: MO 47 Job No.: 2P3301 Length: 2.56 Fund Cat: Flexible & Other Sec Cat: Enhancements TIP #: 	Payment to Warrenton to add sidewalk from Hickory Lick Road to 0.1 mile north of I-70 at Warrenton. \$1,386,000 Cost Share funds.											Engineering:	5	2	7	0	0	0
												R/W:	0	0	0	0	0	0
												Construction:	0	0	1,386	0	0	0
												FFOS:	0	0	1,386	0	0	0
												Payments:	0	0	0	0	0	0

* Subject to the approval of the Transportation Improvement Program by the governing Metropolitan Planning Organization.

Jun-13-2019

Section 4 - 30

District Northeast

Dollars in Thousands



2020-2024 Highway and Bridge Construction Schedule

Transportation Planning

P.O. Box 270
Jefferson City, MO 65102

Construction contingency applied to construction cost in the year the project is awarded.

Three percent project growth factor compounded annually is applied to right-of-way and construction costs in program years 2, 3, 4, and 5.

No inflation is applied to the Funding From Other Sources (FFOS) or Payments.

Engineering includes PE costs, CE costs and R/W incidentals.

						STATE FISCAL YEAR PROJECT BUDGETING					
						Prior Prog.	7/2019- 6/2020	7/2020- 6/2021	7/2021- 6/2022	7/2022- 6/2023	7/2023- 6/2024
County:	Warren	Pavement preservation treatment from Rte. 94 near Dutzow to Rte. T in St. Charles County.				Engineering:	2	1	1	7	0
Route:	RT TT					R/W:	0	0	0	0	0
Job No.:	2S3208					Construction:	0	0	0	93	0
Length:	3.55	MPO:	Y			FFOS:	0	0	0	0	0
Fund Cat:	Taking Care Of System			AC-State:	82	State:	20	Local:	0		
Sec Cat:	Preventive Maint	Awd Date:	2022	Anticipated Fed Cat:	STBG		Payments:	0	0	0	0
TIP #:	Let With: 2S3239, 2S3240			Future Cost:	0	Estimate Total:	104				

* Subject to the approval of the Transportation Improvement Program by the governing Metropolitan Planning Organization.

Jun-13-2019

Section 4 - 31

District Northeast

Dollars in Thousands



2020-2024 Highway and Bridge Construction Schedule

Transportation Planning

P.O. Box 270
Jefferson City, MO 65102

Construction contingency applied to construction cost in the year the project is awarded.
Three percent project growth factor compounded annually is applied to right-of-way and construction costs in program years 2, 3, 4, and 5.
No inflation is applied to the Funding From Other Sources (FFOS) or Payments.
Engineering includes PE costs, CE costs and R/W incidentals.

Northeast

Total

STATE FISCAL YEAR PROJECT BUDGETING						
	Prior Prog.	7/2019- 6/2020	7/2020- 6/2021	7/2021- 6/2022	7/2022- 6/2023	7/2023- 6/2024
FFOS:	116	2,047	3,890	2,822	0	0
Total R/W:	148	758	27	24	0	0
Total Construction:	0	59,163	57,065	47,136	23,293	11,085
Paybacks:	41,474	5,290	5,290	5,280	5,280	5,280
Sub-Total:	41,622	65,211	62,382	52,440	28,573	16,365
Total Engineering:	2,513	7,226	5,670	4,362	2,069	1,421
Grand Total:	44,135	72,437	68,052	56,802	30,642	17,786

	2020	2021	2022	2023	2024
State	21,430	17,634	13,954	9,293	7,782
AC-State	17,249	14,146	11,356	4,064	1,284
Local	125	650	0	0	0
Sub-total State	38,804	32,430	25,310	13,357	9,066

Federal					
Sub-total Federal	33,633	35,622	31,492	17,285	8,720
Grand Total	72,437	68,052	56,802	30,642	17,786

Project Count: 151

* Subject to the approval of the Transportation Improvement Program by the governing Metropolitan Planning Organization.

Jun-13-2019

Section 4 - 1

District Northeast

Dollars in Thousands

**District Program Summary
Northeast**

(Dollars in Millions)

Amounts include construction and right of way, excludes engineering.

State Fiscal Year	2020	2021	2022	2023	2024
Statewide Interstate And Major Bridge - Available					
Statewide Interstate And Major Bridge - FFOS	0.000	0.000	0.000	0.000	0.000
Statewide Interstate And Major Bridge - Fund Transfers	0.550	6.735	0.000	0.000	0.000
Statewide Interstate And Major Bridge - Carryover	-0.096	0.000	0.000	0.000	0.000
Award and Completed Project Adjustments	0.000	0.000	0.000	0.000	0.000
Statewide Interstate And Major Bridge - Total Available	0.454	6.735	0.000	0.000	0.000
Statewide Interstate And Major Bridge - Programmed	0.550	6.554	0.000	0.000	0.000
Safety - Available	1.264	2.291	2.350	2.350	2.350
Safety - FFOS	0.501	0.000	1.389	0.000	0.000
Safety - Fund Transfers	-0.718	0.000	-0.216	0.000	0.000
Safety - Carryover	-3.811	0.000	0.000	0.000	0.000
Award and Completed Project Adjustments	-0.055	-0.016	0.018	0.011	0.000
Safety - Total Available	-2.819	2.275	3.541	2.361	2.350
Safety - Programmed	0.716	0.010	2.489	0.000	0.000
Taking Care Of System - Available	19.448	19.700	45.005	46.356	47.746
Taking Care Of System - FFOS	2.546	2.504	1.433	0.000	0.000
Taking Care Of System - Fund Transfers	24.303	22.766	6.796	0.000	0.000
Taking Care Of System - Carryover	1.562	0.000	0.000	0.000	0.000
Award and Completed Project Adjustments	10.546	4.905	0.273	-0.113	0.000
Taking Care Of System - Total Available	58.405	49.875	53.507	46.243	47.746
Taking Care Of System - Programmed	63.945	54.435	49.952	28.573	16.363
Flexible & Other - Available					
Flexible & Other - FFOS	0.000	1.386	0.000	0.000	0.000
Flexible & Other - Fund Transfers	0.000	0.000	0.000	0.000	0.000
Flexible & Other - Carryover	0.000	0.000	0.000	0.000	0.000
Award and Completed Project Adjustments	0.000	0.000	0.000	0.000	0.000
Flexible & Other - Total Available	0.000	1.386	0.000	0.000	0.000
Flexible & Other - Programmed	0.000	1.386	0.000	0.000	0.000
Statewide Safety - Available					
Statewide Safety - FFOS	0.000	0.000	0.000	0.000	0.000
Statewide Safety - Fund Transfers	0.000	0.000	0.000	0.000	0.000
Statewide Safety - Carryover	0.000	0.000	0.000	0.000	0.000
Award and Completed Project Adjustments	0.000	0.000	0.000	0.000	0.000
Statewide Safety - Total Available	0.000	0.000	0.000	0.000	0.000
Statewide Safety - Programmed	0.000	0.000	0.000	0.000	0.000
Statewide Major Projects & Emerging Needs - Available					
Statewide Major Projects & Emerging Needs - FFOS	0.000	0.000	0.000	0.000	0.000
Statewide Major Projects & Emerging Needs - Fund Transfers	0.000	0.000	0.000	0.000	0.000
Statewide Major Projects & Emerging Needs - Carryover	2.170	0.000	0.000	0.000	0.000
Award and Completed Project Adjustments	0.000	0.000	0.000	0.000	0.000
Statewide Major Projects & Emerging Needs - Total Available	2.170	0.000	0.000	0.000	0.000
Statewide Major Projects & Emerging Needs - Programmed	0.000	0.000	0.000	0.000	0.000
Statewide Amendment 3 - Available					
Statewide Amendment 3 - FFOS	0.000	0.000	0.000	0.000	0.000
Statewide Amendment 3 - Fund Transfers	0.000	0.000	0.000	0.000	0.000
Statewide Amendment 3 - Carryover	0.179	0.000	0.000	0.000	0.000
Award and Completed Project Adjustments	0.000	0.000	0.000	0.000	0.000
Statewide Amendment 3 - Total Available	0.179	0.000	0.000	0.000	0.000
Statewide Amendment 3 - Programmed	0.000	0.000	0.000	0.000	0.000

Note: Three percent inflation compounded annually applied to program years 2021 - 2024

Two percent construction contingency applied to construction.

**District Program Summary
Northeast**

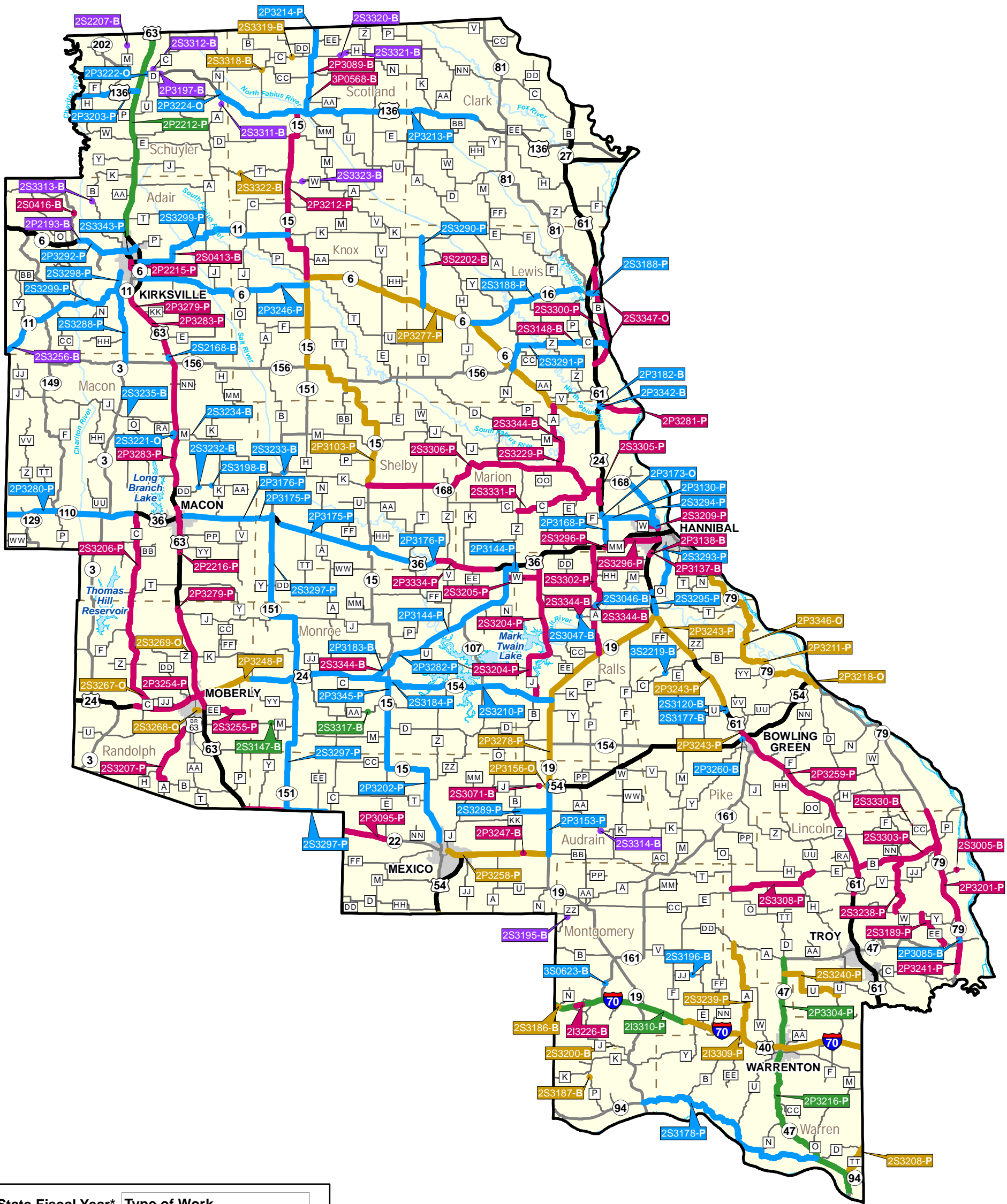
(Dollars in Millions)

Amounts include construction and right of way, excludes engineering.

Total Categorized Funding Available by SFY	58.389	60.271	57.048	48.604	50.096
Total Flexible Funds Available	-0.136	1.403	0.492	8.008	0.033
Adjustments	10.491	4.889	0.291	-0.102	0.000
Carryovers	0.004				
Total Available by SFY	58.253	61.674	57.540	56.612	50.129
Total Programmed by SFY	65.211	62.385	52.441	28.573	16.363

*Note: Three percent inflation compounded annually applied to program years 2021 - 2024
Two percent construction contingency applied to construction.*

Statewide Transportation
Improvement Program
2020-2024
Northeast District
Highway and Bridge Construction Projects



State Fiscal Year*

- 2020
- 2021
- 2022
- 2023
- 2024

Type of Work

- B = New/Improved Bridge
- H = New/Expanded Highway
- M = Major Bridge
- O = Other/Safety
- P = Pavement Treatment

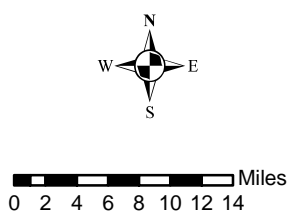
Urban Areas

Missouri Major Roads

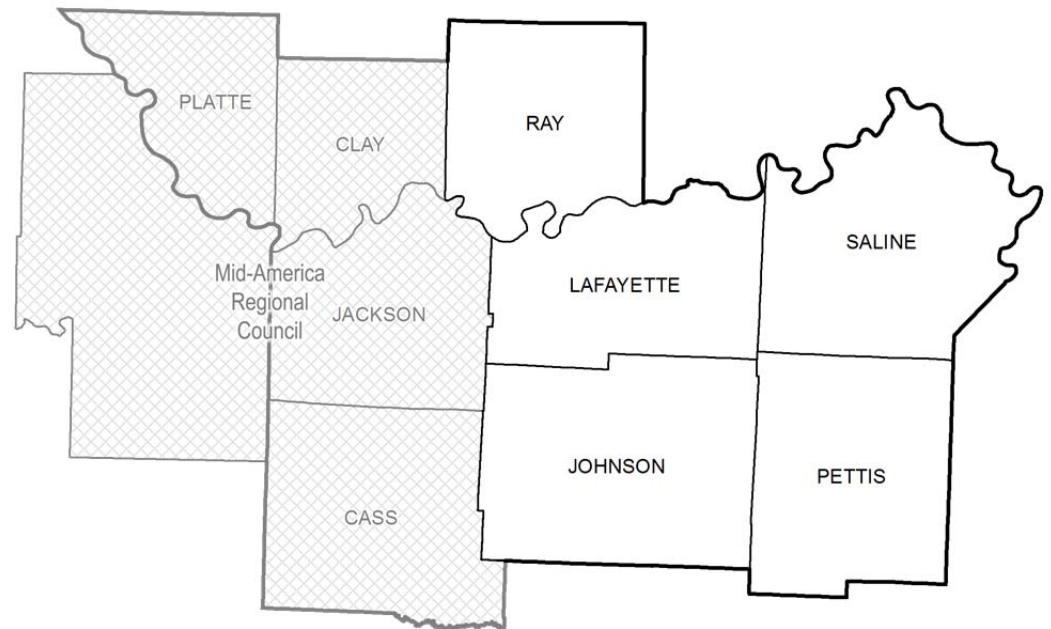
Label Key

Job No.-Type of Work

* July 1 - June 30
Note: Some projects overlap. The state fiscal year displayed in these instances will follow the order shown in the legend. Label tag color corresponds to respective state fiscal year.



Missouri Department of Transportation
1-888-ASK-MODOT
WWW.MODOT.ORG
July 10, 2019



MoDOT's Kansas City District

(Note: The following MoDOT projects are located outside the Kansas City Metropolitan Planning area boundary.)

Projects in Section 4 shaded in gray represent conditional commitments. If the level of federal funding is reduced, the projects shaded in gray will be delayed to future years.

PROJECT DESCRIPTION KEY

2020-2024 Highway and Bridge Construction Schedule

Construction contingency applied to construction cost in the year the project is awarded.

Three percent project growth factor compounded annually is applied to right-of-way and construction in program years 2, 3, 4, and 5.

No inflation is applied to the Funding From Other Sources (FFOS) or Payments.

Engineering includes PE costs, CE costs, and R/W incidentals.

						STATE FISCAL YEAR PROJECT BUDGETING					
						Prior Prog.	7/2019 6/2020	7/2020 6/2021	7/2021 6/2022	7/2022 6/2023	7/2023 6/2024
County:	XX					Engineering:	99	9	0	0	0
Route:	XX					R/W:	0	0	99	0	0
Job No.:						Construction:	0	0	0	999	0
Length:						FFOS:	0	0	0	99	0
Fund Cat:	MPO:	Fed:	State:	Local:		Payments:	0	99	0	0	0
Sec Cat:	Award Date	Anticipated Fed Cat:									
TIP#:	Let With:	Future Cost:	Estimate Total:								

Anticipated Federal
Funding Category^

Estimated cost range beyond 2024.

Date project is to be awarded to begin
construction (Season and calendar year
for 2019 & 2020. SFY only beyond 2020).

Projects let in combination.

Metropolitan Planning Organization (Y/N).

Project description and location.

County location of project.

Route location of project.

Project number used to track
project costs.

Total length in 1/100 miles.

Primary Funding Category.*

Secondary Funding Category.**

Transportation Improvement Program
number (MPO projects only).

Total project cost estimate.

Federal, Advanced CN-State,
State and Local share of project
costs.

Dollars programmed
in previous STIPs.

Dollars funded
from other
sources.

Dollars for construction,
utilities and
contingency.

Dollars for right-of-way
(land acquisition).

Dollars to be paid back for
accelerating the project or
payments to others.

Dollars for engineering that include
preliminary engineering, construction
engineering and right-of-way incidentals.

*Primary Funding Category:

Take Care of System
Statewide Interstate & Major Bridge
Safety
Statewide Safety
Flexible & Other
Amendment 3

**Secondary Funding Category:

Enhancements
Low Type Resurfacing
N - Ada Trans (ADA Transition Plan)
Preventive Maint (Preventive Maintenance)
Regional
Rehab And Reconst (Rehabilitation and Reconstruction)
Routine Maintenance
Safety
Systems Operations
Thin Lift Overlay
Urban Safety

^Anticipated Federal Funding Category:

CMAQ - Congestion Mitigation and Air Quality.

* Usually 80% Federal & 20% State funds.

Earmark - usually 80% Federal & 20% State funds.

NHFP - National Highway Freight Program.

* Usually 80% Federal & 20% State funds.

NHPP - National Highway Performance Program.

* Usually 80% Federal & 20% State funds.

* Sometimes 90% Federal & 10% State funds.

Safety - usually 90% Federal & 10% State funds.

State - No federal funds, state only funded.

STBG - Surface Transportation Block Grant program.

* Usually 80% Federal & 20% State funds.

(All Costs in Thousands)



2020-2024 Highway and Bridge Construction Schedule

Transportation Planning

P.O. Box 270
Jefferson City, MO 65102

Construction contingency applied to construction cost in the year the project is awarded.

Three percent project growth factor compounded annually is applied to right-of-way and construction costs in program years 2, 3, 4, and 5.

No inflation is applied to the Funding From Other Sources (FFOS) or Payments.

Engineering includes PE costs, CE costs and R/W incidentals.

Construction contingency applied to construction cost in the year the project is awarded. Three percent project growth factor compounded annually is applied to right-of-way and construction costs in program years 2, 3, 4, and 5. No inflation is applied to the Funding From Other Sources (FFOS) or Payments. Engineering includes PE costs, CE costs and R/W incidentals.												STATE FISCAL YEAR PROJECT BUDGETING						
												Prior Prog.	7/2019- 6/2020	7/2020- 6/2021	7/2021- 6/2022	7/2022- 6/2023	7/2023- 6/2024	
County: Johnson	Add turn lanes at the intersection of Rte. E.											Engineering:	20	10	10	15	34	0
Route: MO 13												R/W:	0	0	0	5	0	0
Job No.: 3P3109												Construction:	0	0	0	0	438	0
Length: 0.23	MPO: N											FFOS:	0	0	0	0	0	0
Fund Cat: Safety	Fed: 460 State: 52 Local: 0											Payments:	0	0	0	0	0	0
Sec Cat: Safety	Awd Date: 2023 Anticipated Fed Cat: Safety																	
TIP #:	Let With:	Future Cost: 0 Estimate Total: 532																
County: Johnson	Add turn lanes at the intersection of Rte. D.											Engineering:	25	10	52	77	28	0
Route: MO 23												R/W:	0	0	0	11	0	0
Job No.: 3P3085E												Construction:	0	0	0	0	291	0
Length: 0.06	MPO: N											FFOS:	0	0	0	0	0	0
Fund Cat: Safety	Fed: 422 State: 47 Local: 0											Payments:	0	0	0	0	0	0
Sec Cat: Safety	Awd Date: 2023 Anticipated Fed Cat: Safety																	
TIP #:	Let With:	Future Cost: 0 Estimate Total: 494																
County: Johnson	Add left turn lanes at the intersection of Rte. MM.											Engineering:	15	1	1	1	44	0
Route: MO 23												R/W:	0	0	0	0	0	0
Job No.: 3P3085F												Construction:	0	0	0	0	664	0
Length: 0.08	MPO: N											FFOS:	0	0	0	0	0	0
Fund Cat: Safety	Fed: 641 State: 70 Local: 0											Payments:	0	0	0	0	0	0
Sec Cat: Safety	Awd Date: 2023 Anticipated Fed Cat: Safety																	
TIP #:	Let With:	Future Cost: 0 Estimate Total: 726																
County: Johnson	Pavement resurfacing from County Road 1501 to 0.5 mile east of Rte. 13 in Warrensburg.											Engineering:	6	10	100	125	0	0
Route: US 50												R/W:	0	0	0	0	0	0
Job No.: 3P3064												Construction:	0	0	0	8,653	0	0
Length: 20.94	MPO: N											FFOS:	0	0	0	0	0	0
Fund Cat: Flexible & Other	Fed: 7,110 State: 1,778 Local: 0											Payments:	0	0	0	0	0	0
Sec Cat: Preventive Maint	Awd Date: 2022 Anticipated Fed Cat: NHPP																	
TIP #:	Let With:	Future Cost: 0 Estimate Total: 8,894																
County: Johnson	Bridge rehabilitation over Union Pacific Railroad 1.2 miles east of Rte. 23 and 0.5 mile west of Rte. D. Project involves bridge L0801.											Engineering:	105	5	5	25	26	175
Route: US 50												R/W:	0	0	0	0	5	0
Job No.: 3P3095												Construction:	0	0	0	0	0	2,711
Length: 0.08	MPO: N											FFOS:	0	0	0	0	0	0
Fund Cat: Taking Care Of System	Fed: 2,362 State: 590 Local: 0											Payments:	0	0	0	0	0	0
Sec Cat: Rehab And Reconst	Awd Date: 2024 Anticipated Fed Cat: NHPP																	
TIP #:	Let With:	Future Cost: 0 Estimate Total: 3,057																

* Subject to the approval of the Transportation Improvement Program by the governing Metropolitan Planning Organization.

Jun-13-2019

Section 4 - 1

District Kansas City

Dollars in Thousands



2020-2024 Highway and Bridge Construction Schedule

Transportation Planning

P.O. Box 270
Jefferson City, MO 65102

Construction contingency applied to construction cost in the year the project is awarded.

Three percent project growth factor compounded annually is applied to right-of-way and construction costs in program years 2, 3, 4, and 5.

No inflation is applied to the Funding From Other Sources (FFOS) or Payments.

Engineering includes PE costs, CE costs and R/W incidentals.

						STATE FISCAL YEAR PROJECT BUDGETING					
						Prior Prog.	7/2019- 6/2020	7/2020- 6/2021	7/2021- 6/2022	7/2022- 6/2023	7/2023- 6/2024
County:	Johnson	Pavement resurfacing and add new sections of guardrail from the Jackson County line to County Road 1501.				Engineering:	25	290	0	0	0
Route:	US 50					R/W:	0	0	0	0	0
Job No.:	3P3111					Construction:	0	3,392	0	0	0
Length:	5.16	MPO:	N			FFOS:	0	0	0	0	0
Fund Cat:	Taking Care Of System	Fed:	2,946	State:	736	Local:	0				
Sec Cat:	Low Type Resurfacing	Awd Date:	Winter 20	Anticipated Fed Cat:	NHPP	Payments:	0	0	0	0	0
TIP #:	Let With:	Future Cost:	0	Estimate Total:	3,707						
County:	Johnson	Pavement resurfacing from Rte. 13 to Rte. NN.				Engineering:	5	10	121	0	0
Route:	RT E					R/W:	0	0	0	0	0
Job No.:	3S3161					Construction:	0	0	1,589	0	0
Length:	13.60	MPO:	N			FFOS:	0	0	0	0	0
Fund Cat:	Taking Care Of System	AC-State:	1,376	State:	344	Local:	0				
Sec Cat:	Low Type Resurfacing	Awd Date:	Fall 20	Anticipated Fed Cat:	STBG	Payments:	0	0	0	0	0
TIP #:	Let With: 3S3147	Future Cost:	0	Estimate Total:	1,725						
County:	Johnson	Pavement resurfacing from Rte. 58 in Kingsville to Rte. 2.				Engineering:	5	10	68	0	0
Route:	RT T					R/W:	0	0	0	0	0
Job No.:	3S3147					Construction:	0	0	950	0	0
Length:	7.73	MPO:	N			FFOS:	0	0	0	0	0
Fund Cat:	Taking Care Of System	AC-State:	822	State:	206	Local:	0				
Sec Cat:	Low Type Resurfacing	Awd Date:	Fall 20	Anticipated Fed Cat:	STBG	Payments:	0	0	0	0	0
TIP #:	Let With: 3S3161	Future Cost:	0	Estimate Total:	1,033						
County:	Johnson	Pavement resurfacing from Rte. 50 to Rte. 58.				Engineering:	5	89	0	0	0
Route:	RT W					R/W:	0	0	0	0	0
Job No.:	3S3160					Construction:	0	1,075	0	0	0
Length:	8.84	MPO:	N			FFOS:	0	0	0	0	0
Fund Cat:	Taking Care Of System	AC-State:	931	State:	233	Local:	0				
Sec Cat:	Low Type Resurfacing	Awd Date:	Fall 19	Anticipated Fed Cat:	STBG	Payments:	0	0	0	0	0
TIP #:	Let With:	Future Cost:	0	Estimate Total:	1,169						
County:	Lafayette	Add shoulders and pavement resurfacing from Odessa south city limits to Rte. 50.				Engineering:	313	571	0	0	0
Route:	MO 131	\$583,000 Open Container				R/W:	0	155	0	0	0
Job No.:	3S3083					Construction:	0	4,109	0	0	0
Length:	5.68	MPO:	N			FFOS:	0	583	0	0	0
Fund Cat:	Safety	Fed:	4,351	State:	484	Local:	0				
Sec Cat:	Safety	Awd Date:	Spring 20	Anticipated Fed Cat:	Safety	Payments:	0	0	0	0	0
TIP #:	Let With:	Future Cost:	0	Estimate Total:	5,148						

* Subject to the approval of the Transportation Improvement Program by the governing Metropolitan Planning Organization.

Jun-13-2019

Section 4 - 2

District Kansas City

Dollars in Thousands



2020-2024 Highway and Bridge Construction Schedule

Transportation Planning

P.O. Box 270
Jefferson City, MO 65102

Construction contingency applied to construction cost in the year the project is awarded.

Three percent project growth factor compounded annually is applied to right-of-way and construction costs in program years 2, 3, 4, and 5.

No inflation is applied to the Funding From Other Sources (FFOS) or Payments.

Engineering includes PE costs, CE costs and R/W incidentals.

						STATE FISCAL YEAR PROJECT BUDGETING					
						Prior Prog.	7/2019- 6/2020	7/2020- 6/2021	7/2021- 6/2022	7/2022- 6/2023	7/2023- 6/2024
County: Lafayette	Route: MO 224	Job No.: 3S3104	Upgrade pedestrian facilities to comply with the ADA Transition Plan and upgrade signals, guardrails and pavement resurfacing from Rte. 24 to Rte. 13. \$363,000 Statewide Transportation Alternatives funds.	Length: 15.22	MPO: N	Engineering:	90	71	226	0	0
Fund Cat: Taking Care Of System	AC-State: 2,722	State: 680	Local: 0	Sec Cat: Low Type Resurfacing	Awd Date: Fall 20	R/W:	0	20	0	0	0
TIP #: Let With:	Anticipated Fed Cat: STBG	Future Cost: 0	Estimate Total: 3,492	Construction:	FFOS:	0	0	363	0	0	0
				Payments:		0	0	0	0	0	0
County: Lafayette	Route: IS 70	Job No.: 0I3006H	Job Order Contracting for asphalt pavement repair in Lafayette and Saline Counties.	Length: 57.52	MPO: N	Engineering:	0	23	0	0	0
Fund Cat: Statewide Interstate And Major Bridge	AC-State: 245	State: 28	Local: 0	Sec Cat: Preventive Maint	Awd Date: Spring 20	R/W:	0	0	0	0	0
TIP #: Let With:	Anticipated Fed Cat: NHPP	Future Cost: 0	Estimate Total: 273	Construction:	FFOS:	0	0	0	0	0	0
				Payments:		0	0	0	0	0	0
County: Lafayette	Route: IS 70	Job No.: 0I3007H	Job Order Contracting for asphalt pavement repair in Lafayette and Saline Counties.	Length: 57.52	MPO: N	Engineering:	0	0	23	0	0
Fund Cat: Statewide Interstate And Major Bridge	AC-State: 252	State: 29	Local: 0	Sec Cat: Preventive Maint	Awd Date: 2021	R/W:	0	0	0	0	0
TIP #: Let With:	Anticipated Fed Cat: NHPP	Future Cost: 0	Estimate Total: 281	Construction:	FFOS:	0	0	0	0	0	0
				Payments:		0	0	0	0	0	0
County: Lafayette	Route: RT T	Job No.: 3S3174	Bridge replacement over I-70 3.5 miles east of Higginsville. Project involves bridge A0099.	Length: 0.06	MPO: N	Engineering:	5	125	125	126	185
Fund Cat: Taking Care Of System	AC-State: 2,551	State: 637	Local: 0	Sec Cat: Rehab And Reconst	Awd Date: 2023	R/W:	0	0	0	1	0
TIP #: Let With:	Anticipated Fed Cat: STBG	Future Cost: 0	Estimate Total: 3,193	Construction:	FFOS:	0	0	0	0	0	0
				Payments:		0	0	0	0	0	0
County: Lafayette	Route: RT V	Job No.: 3S3105	Upgrade pedestrian facilities to comply with the ADA Transition Plan in Corder from Liess Street to 22nd Street. \$414,000 Statewide Transportation Alternatives funds.	Length: 0.58	MPO: N	Engineering:	30	124	151	0	0
Fund Cat: Taking Care Of System	AC-State: 689	State: 171	Local: 0	Sec Cat: N- Ada Trans	Awd Date: 2021	R/W:	0	50	0	0	0
TIP #: Let With: 3S3157, 3S3146	Anticipated Fed Cat: STBG	Future Cost: 0	Estimate Total: 890	Construction:	FFOS:	0	0	414	0	0	0
				Payments:		0	0	0	0	0	0

* Subject to the approval of the Transportation Improvement Program by the governing Metropolitan Planning Organization.

Jun-13-2019

Section 4 - 3

District Kansas City

Dollars in Thousands



2020-2024 Highway and Bridge Construction Schedule

Transportation Planning

P.O. Box 270
Jefferson City, MO 65102

Construction contingency applied to construction cost in the year the project is awarded.

Three percent project growth factor compounded annually is applied to right-of-way and construction costs in program years 2, 3, 4, and 5.

No inflation is applied to the Funding From Other Sources (FFOS) or Payments.

Engineering includes PE costs, CE costs and R/W incidentals.

Construction contingency applied to construction cost in the year the project is awarded. Three percent project growth factor compounded annually is applied to right-of-way and construction costs in program years 2, 3, 4, and 5. No inflation is applied to the Funding From Other Sources (FFOS) or Payments. Engineering includes PE costs, CE costs and R/W incidentals.												STATE FISCAL YEAR PROJECT BUDGETING						
												Prior Prog.	7/2019- 6/2020	7/2020- 6/2021	7/2021- 6/2022	7/2022- 6/2023	7/2023- 6/2024	
County: Lafayette	Pavement resurfacing from Rte. 20 in Corder to Rte. AA.											Engineering:	5	5	33	0	0	0
Route: RT V												R/W:	0	0	0	0	0	0
Job No.: 3S3146												Construction:	0	0	273	0	0	0
Length: 2.01	MPO: N											FFOS:	0	0	0	0	0	0
Fund Cat: Taking Care Of System	AC-State: 248 State: 63 Local: 0											Payments:	0	0	0	0	0	0
Sec Cat: Low Type Resurfacing	Awd Date: 2021 Anticipated Fed Cat: STBG																	
TIP #: Let With: 3S3157, 3S3105	Future Cost: 0 Estimate Total: 316																	
County: Lafayette	Pavement resurfacing from Rte. 20 to Lincoln Avenue in Alma.											Engineering:	5	5	19	0	0	0
Route: RT W												R/W:	0	0	0	0	0	0
Job No.: 3S3157												Construction:	0	0	132	0	0	0
Length: 0.78	MPO: N											FFOS:	0	0	0	0	0	0
Fund Cat: Taking Care Of System	AC-State: 125 State: 31 Local: 0											Payments:	0	0	0	0	0	0
Sec Cat: Low Type Resurfacing	Awd Date: 2021 Anticipated Fed Cat: STBG																	
TIP #: Let With: 3S3105, 3S3146	Future Cost: 0 Estimate Total: 161																	
County: Pettis	Bridge rehabilitation over Basin Fork Creek 0.6 mile south of Dove Road and 0.7 mile north of Chaney Road. Project involves bridge X0439.											Engineering:	5	20	20	21	64	0
Route: MO 127												R/W:	0	0	0	1	0	0
Job No.: 3S3154												Construction:	0	0	0	0	852	0
Length: 0.40	MPO: N											FFOS:	0	0	0	0	0	0
Fund Cat: Taking Care Of System	AC-State: 783 State: 195 Local: 0											Payments:	0	0	0	0	0	0
Sec Cat: Rehab And Reconst	Awd Date: 2023 Anticipated Fed Cat: STBG																	
TIP #: Let With:	Future Cost: 0 Estimate Total: 983																	
County: Pettis	Add J-turns at Rte. 127. \$559,000 Open Container funds.											Engineering:	30	25	2	132	0	0
Route: US 50												R/W:	0	0	21	0	0	0
Job No.: 3P3078												Construction:	0	0	0	1,880	0	0
Length: 2.34	MPO: N											FFOS:	0	0	0	559	0	0
Fund Cat: Safety	Fed: 1,854 State: 206 Local: 0											Payments:	0	0	0	0	0	0
Sec Cat: Safety	Awd Date: 2022 Anticipated Fed Cat: Safety																	
TIP #: Let With:	Future Cost: 0 Estimate Total: 2,090																	
County: Pettis	Pavement resurfacing and add turn lanes from Sedalia Sub Railroad line east to Morgan County. \$451,000 Open Container funds.											Engineering:	14	68	170	0	0	0
Route: US 50												R/W:	0	21	0	0	0	0
Job No.: 3P3080												Construction:	0	0	2,396	0	0	0
Length: 6.37	MPO: N											FFOS:	0	0	451	0	0	0
Fund Cat: Taking Care Of System	Fed: 2,124 State: 531 Local: 0											Payments:	0	0	0	0	0	0
Sec Cat: Low Type Resurfacing	Awd Date: Fall 20 Anticipated Fed Cat: NHPP																	
TIP #: Let With:	Future Cost: 0 Estimate Total: 2,669																	

* Subject to the approval of the Transportation Improvement Program by the governing Metropolitan Planning Organization.

Jun-13-2019

Section 4 - 4

District Kansas City

Dollars in Thousands



2020-2024 Highway and Bridge Construction Schedule

Transportation Planning

P.O. Box 270
Jefferson City, MO 65102

Construction contingency applied to construction cost in the year the project is awarded.

Three percent project growth factor compounded annually is applied to right-of-way and construction costs in program years 2, 3, 4, and 5.

No inflation is applied to the Funding From Other Sources (FFOS) or Payments.

Engineering includes PE costs, CE costs and R/W incidentals.

						STATE FISCAL YEAR PROJECT BUDGETING					
						Prior Prog.	7/2019- 6/2020	7/2020- 6/2021	7/2021- 6/2022	7/2022- 6/2023	7/2023- 6/2024
County: Pettis	Signal interconnect and cameras from Rte. MM to State Fair Boulevard and various intersections in Sedalia.	Engineering:	4	35	0	0	0	0	0	0	0
Route: US 50		R/W:	0	0	0	0	0	0	0	0	0
Job No.: 3P3118C		Construction:	0	342	0	0	0	0	0	0	0
Length: 3.83	MPO: N	FFOS:	0	0	0	0	0	0	0	0	0
Fund Cat: Taking Care Of System	AC-State: 302 State: 75 Local: 0	Payments:	0	0	0	0	0	0	0	0	0
Sec Cat: Systems Operations	Awd Date: Spring 20 Anticipated Fed Cat: STBG										
TIP #: Let With:	Future Cost: 0 Estimate Total: 381										
County: Pettis	Pavement resurfacing from 0.4 mile south of Rte. 52 to Rte. B in northbound lane and Rte. B to the Benton County line in southbound lane.	Engineering:	50	50	125	0	0	0	0	0	0
Route: US 65		R/W:	0	0	0	0	0	0	0	0	0
Job No.: 3P3062		Construction:	0	0	5,252	0	0	0	0	0	0
Length: 10.84	MPO: N	FFOS:	0	0	0	0	0	0	0	0	0
Fund Cat: Taking Care Of System	Fed: 4,342 State: 1,085 Local: 0	Payments:	0	0	0	0	0	0	0	0	0
Sec Cat: Preventive Maint	Awd Date: 2021 Anticipated Fed Cat: NHPP										
TIP #: Let With:	Future Cost: 0 Estimate Total: 5,477										
County: Pettis	Bridge rehabilitation over Flat Creek, 1.6 miles south of Rte. B and 0.4 mile north of KA Line Drive. Project involves twin bridges A2661.	Engineering:	10	300	0	0	0	0	0	0	0
Route: US 65		R/W:	0	0	0	0	0	0	0	0	0
Job No.: 3P3185		Construction:	0	2,926	0	0	0	0	0	0	0
Length: 0.22	MPO: N	FFOS:	0	0	0	0	0	0	0	0	0
Fund Cat: Taking Care Of System	Fed: 2,581 State: 645 Local: 0	Payments:	0	0	0	0	0	0	0	0	0
Sec Cat: Rehab And Reconst	Awd Date: Spring 20 Anticipated Fed Cat: NHPP										
TIP #: Let With:	Future Cost: 0 Estimate Total: 3,236										
County: Pettis	Upgrade pedestrian facilities to comply with the ADA Transition Plan from Morgan Street to Osage Street in Sedalia. \$150,000 Statewide Transportation Alternatives funds.	Engineering:	30	23	0	0	0	0	0	0	0
Route: MO 765		R/W:	0	0	0	0	0	0	0	0	0
Job No.: 3S3106		Construction:	0	190	0	0	0	0	0	0	0
Length: 0.37	MPO: N	FFOS:	0	150	0	0	0	0	0	0	0
Fund Cat: Taking Care Of System	AC-State: 170 State: 43 Local: 0	Payments:	0	0	0	0	0	0	0	0	0
Sec Cat: N- Ada Trans	Awd Date: Spring 20 Anticipated Fed Cat: STBG										
TIP #: Let With: 7S3403	Future Cost: 0 Estimate Total: 243										
County: Pettis	Bridge replacement at Heaths Creek, 0.9 mile west of McCubbin Road and 0.8 mile east of McAninch Road. Project involves bridge S0828.	Engineering:	60	93	0	0	0	0	0	0	0
Route: RT D		R/W:	0	1	0	0	0	0	0	0	0
Job No.: 3S3115		Construction:	0	607	0	0	0	0	0	0	0
Length: 0.15	MPO: N	FFOS:	0	0	0	0	0	0	0	0	0
Fund Cat: Taking Care Of System	Fed: 562 State: 139 Local: 0	Payments:	0	0	0	0	0	0	0	0	0
Sec Cat: Rehab And Reconst	Awd Date: Winter 20 Anticipated Fed Cat: NHPP										
TIP #: Let With: 3S3116	Future Cost: 0 Estimate Total: 761										

* Subject to the approval of the Transportation Improvement Program by the governing Metropolitan Planning Organization.



2020-2024 Highway and Bridge Construction Schedule

Transportation Planning

P.O. Box 270
Jefferson City, MO 65102

Construction contingency applied to construction cost in the year the project is awarded.

Three percent project growth factor compounded annually is applied to right-of-way and construction costs in program years 2, 3, 4, and 5.

No inflation is applied to the Funding From Other Sources (FFOS) or Payments.

Engineering includes PE costs, CE costs and R/W incidentals.

						STATE FISCAL YEAR PROJECT BUDGETING					
						Prior Prog.	7/2019- 6/2020	7/2020- 6/2021	7/2021- 6/2022	7/2022- 6/2023	7/2023- 6/2024
County: Pettis	Bridge replacement at South Fork Blackwater River, 0.7 mile east of Rte. 127 and 2.4 miles west of Gibson Road. Project involves bridge S0827. \$308,000 District Operations funds.					Engineering:	79	109	0	0	0
Route: RT D						R/W:	0	1	0	0	0
Job No.: 3S3116						Construction:	0	1,275	0	0	0
Length: 0.03	MPO: N					FFOS:	0	308	0	0	0
Fund Cat: Taking Care Of System	Fed: 1,108 State: 277 Local: 0					Payments:	0	0	0	0	0
Sec Cat: Rehab And Reconst	Awd Date: Winter 20 Anticipated Fed Cat: NHPP										
TIP #: 3S3115	Let With: 3S3115 Future Cost: 0 Estimate Total: 1,464										
County: Pettis	Bridge replacement over Muddy Creek, 2.7 miles north of Lee Road and 1.8 miles south of Lookout Road. Project involves bridge X0861.					Engineering:	55	200	0	0	0
Route: RT O						R/W:	0	0	0	0	0
Job No.: 3S3090						Construction:	0	1,073	0	0	0
Length: 0.11	MPO: N					FFOS:	0	0	0	0	0
Fund Cat: Taking Care Of System	Fed: 1,018 State: 255 Local: 0					Payments:	0	0	0	0	0
Sec Cat: Rehab And Reconst	Awd Date: Winter 20 Anticipated Fed Cat: NHPP										
TIP #: 3S3090	Let With: 3S3090 Future Cost: 0 Estimate Total: 1,328										
County: Pettis	Pavement resurfacing from Rte. 50 to Lamms Lane.					Engineering:	5	5	5	19	0
Route: RT TT						R/W:	0	0	0	0	0
Job No.: 3S3151						Construction:	0	0	0	223	0
Length: 2.99	MPO: N					FFOS:	0	0	0	0	0
Fund Cat: Taking Care Of System	AC-State: 201 State: 51 Local: 0					Payments:	0	0	0	0	0
Sec Cat: Low Type Resurfacing	Awd Date: 2022 Anticipated Fed Cat: STBG										
TIP #: 3S3165	Let With: 3S3165 Future Cost: 0 Estimate Total: 257										
County: Pettis	Pavement resurfacing from 28th Street to Rte. V in Sedalia.					Engineering:	5	5	5	63	0
Route: RT U						R/W:	0	0	0	0	0
Job No.: 3S3165						Construction:	0	0	0	904	0
Length: 8.00	MPO: N					FFOS:	0	0	0	0	0
Fund Cat: Taking Care Of System	AC-State: 781 State: 196 Local: 0					Payments:	0	0	0	0	0
Sec Cat: Low Type Resurfacing	Awd Date: 2022 Anticipated Fed Cat: STBG										
TIP #: 3S3151	Let With: 3S3151 Future Cost: 0 Estimate Total: 982										
County: Pettis	Pavement resurfacing from Rte. V to the Benton County line.					Engineering:	5	5	5	5	27
Route: RT U						R/W:	0	0	0	0	0
Job No.: 3S3170						Construction:	0	0	0	0	349
Length: 3.00	MPO: N					FFOS:	0	0	0	0	0
Fund Cat: Taking Care Of System	AC-State: 313 State: 78 Local: 0					Payments:	0	0	0	0	0
Sec Cat: Low Type Resurfacing	Awd Date: 2023 Anticipated Fed Cat: STBG										
TIP #: 3S3170	Let With: 3S3170 Future Cost: 0 Estimate Total: 396										

* Subject to the approval of the Transportation Improvement Program by the governing Metropolitan Planning Organization.



2020-2024 Highway and Bridge Construction Schedule

Transportation Planning

P.O. Box 270
Jefferson City, MO 65102

Construction contingency applied to construction cost in the year the project is awarded.

Three percent project growth factor compounded annually is applied to right-of-way and construction costs in program years 2, 3, 4, and 5.

No inflation is applied to the Funding From Other Sources (FFOS) or Payments.

Engineering includes PE costs, CE costs and R/W incidentals.

Construction contingency applied to construction cost in the year the project is awarded. Three percent project growth factor compounded annually is applied to right-of-way and construction costs in program years 2, 3, 4, and 5. No inflation is applied to the Funding From Other Sources (FFOS) or Payments. Engineering includes PE costs, CE costs and R/W incidentals.							STATE FISCAL YEAR PROJECT BUDGETING						
							Prior Prog.	7/2019- 6/2020	7/2020- 6/2021	7/2021- 6/2022	7/2022- 6/2023	7/2023- 6/2024	
County: Pettis	Pavement resurfacing, adding sections of two-foot shoulders and sidewalk improvements from Quisenberry Road to Rte. 65. \$1,082,000 District Operations funds.						Engineering:	150	539	0	0	0	0
Route: RT Y							R/W:	0	385	0	0	0	0
Job No.: 3S3137							Construction:	0	2,006	0	0	0	0
Length: 3.27	MPO: N					FFOS:	0	1,082	0	0	0	0	
Fund Cat: Taking Care Of System			Fed: 2,344	State: 586	Local: 0	Payments:	0	0	0	0	0	0	
Sec Cat: Preventive Maint	Awd Date: Spring 20	Anticipated Fed Cat: STBG											
TIP #:	Let With:	Future Cost: 0		Estimate Total: 3,080									
County: Ray	Add left turn lanes at Henkel Drive in Richmond.						Engineering:	5	26	0	0	0	0
Route: MO 10							R/W:	0	1	0	0	0	0
Job No.: 3P3143							Construction:	0	296	0	0	0	0
Length: 0.10	MPO: N					FFOS:	0	0	0	0	0	0	
Fund Cat: Safety			Fed: 290	State: 33	Local: 0	Payments:	0	0	0	0	0	0	
Sec Cat: Safety	Awd Date: Fall 19	Anticipated Fed Cat: Safety											
TIP #:	Let With: 3P3085C, 3P3085D	Future Cost: 0		Estimate Total: 328									
County: Ray	Add left turn lanes at the intersection of Rte. O/Z.						Engineering:	25	67	0	0	0	0
Route: MO 210							R/W:	0	1	0	0	0	0
Job No.: 3P3085C							Construction:	0	384	0	0	0	0
Length: 0.05	MPO: N					FFOS:	0	0	0	0	0	0	
Fund Cat: Safety			Fed: 407	State: 45	Local: 0	Payments:	0	0	0	0	0	0	
Sec Cat: Safety	Awd Date: Fall 19	Anticipated Fed Cat: Safety											
TIP #:	Let With: 3P3143, 3P3085D	Future Cost: 0		Estimate Total: 477									
County: Ray	Add left turn lanes at the intersection of Rte. 10.						Engineering:	23	43	0	0	0	0
Route: MO 210							R/W:	0	0	0	0	0	0
Job No.: 3P3085D							Construction:	0	346	0	0	0	0
Length: 0.02	MPO: N					FFOS:	0	0	0	0	0	0	
Fund Cat: Safety			Fed: 350	State: 39	Local: 0	Payments:	0	0	0	0	0	0	
Sec Cat: Safety	Awd Date: Fall 19	Anticipated Fed Cat: Safety											
TIP #:	Let With: 3P3143, 3P3085C	Future Cost: 0		Estimate Total: 412									
County: Ray	Pavement resurfacing from Rte. U to Rte. 10.						Engineering:	25	47	0	0	0	0
Route: RT C							R/W:	0	5	0	0	0	0
Job No.: 3S3136							Construction:	0	466	0	0	0	0
Length: 5.12	MPO: N					FFOS:	0	0	0	0	0	0	
Fund Cat: Taking Care Of System			AC-State: 415	State: 103	Local: 0	Payments:	0	0	0	0	0	0	
Sec Cat: Preventive Maint	Awd Date: Winter 20	Anticipated Fed Cat: STBG											
TIP #:	Let With:	Future Cost: 0		Estimate Total: 543									

* Subject to the approval of the Transportation Improvement Program by the governing Metropolitan Planning Organization.

Jun-13-2019

Section 4 - 7

District Kansas City

Dollars in Thousands



2020-2024 Highway and Bridge Construction Schedule

Transportation Planning

P.O. Box 270
Jefferson City, MO 65102

Construction contingency applied to construction cost in the year the project is awarded.

Three percent project growth factor compounded annually is applied to right-of-way and construction costs in program years 2, 3, 4, and 5.

No inflation is applied to the Funding From Other Sources (FFOS) or Payments.

Engineering includes PE costs, CE costs and R/W incidentals.

Construction contingency applied to construction cost in the year the project is awarded. Three percent project growth factor compounded annually is applied to right-of-way and construction costs in program years 2, 3, 4, and 5. No inflation is applied to the Funding From Other Sources (FFOS) or Payments. Engineering includes PE costs, CE costs and R/W incidentals.												STATE FISCAL YEAR PROJECT BUDGETING						
												Prior Prog.	7/2019- 6/2020	7/2020- 6/2021	7/2021- 6/2022	7/2022- 6/2023	7/2023- 6/2024	
County: Ray	Bridge rehabilitation at Crooked River, 0.9 mile west of 80th Street and 1.1 miles east of Shotwell Road. Project involves bridge A2688.											Engineering:	21	59	0	0	0	0
Route: RT J												R/W:	0	0	0	0	0	0
Job No.: 3S3089												Construction:	0	769	0	0	0	0
Length: 0.11	MPO: N											FFOS:	0	0	0	0	0	
Fund Cat: Taking Care Of System	Fed: 0	State: 828	Local: 0								Payments:	0	0	0	0	0		
Sec Cat: Rehab And Reconst	Awd Date: Summer 19	Anticipated Fed Cat: State																
TIP #: 	Let With: 	Future Cost: 0		Estimate Total: 849														
County: Saline	Bridge replacement at Muddy Creek, 0.5 mile east of 305th Road and 0.1 mile west of Harvest Avenue. Project involves bridge T0576.											Engineering:	52	208	0	0	0	0
Route: MO 122												R/W:	0	10	0	0	0	0
Job No.: 3S3091												Construction:	0	1,235	0	0	0	0
Length: 0.17	MPO: N											FFOS:	0	0	0	0	0	
Fund Cat: Taking Care Of System	Fed: 1,163	State: 290	Local: 0								Payments:	0	0	0	0	0		
Sec Cat: Rehab And Reconst	Awd Date: Winter 20	Anticipated Fed Cat: NHPP																
TIP #: 	Let With: 3P3092	Future Cost: 0		Estimate Total: 1,505														
County: Saline	Pavement resurfacing from Rte. 20 to I-70.											Engineering:	0	101	0	0	0	0
Route: MO 127												R/W:	0	0	0	0	0	0
Job No.: 3S3184												Construction:	0	1,152	0	0	0	0
Length: 8.81	MPO: N											FFOS:	0	0	0	0	0	
Fund Cat: Taking Care Of System	AC-State: 1,003	State: 250	Local: 0								Payments:	0	0	0	0	0		
Sec Cat: Preventive Maint	Awd Date: Winter 20	Anticipated Fed Cat: STBG																
TIP #: 	Let With: 	Future Cost: 0		Estimate Total: 1,253														
County: Saline	Bridge replacement at Muddy Creek. 0.3 mile south of 330th Road and 0.8 mile north of 320th Road. Project involves bridge H0920.											Engineering:	52	149	0	0	0	0
Route: MO 41												R/W:	0	10	0	0	0	0
Job No.: 3P3092												Construction:	0	955	0	0	0	0
Length: 0.15	MPO: N											FFOS:	0	0	0	0	0	
Fund Cat: Taking Care Of System	Fed: 892	State: 222	Local: 0								Payments:	0	0	0	0	0		
Sec Cat: Rehab And Reconst	Awd Date: Winter 20	Anticipated Fed Cat: NHPP																
TIP #: 	Let With: 3S3091	Future Cost: 0		Estimate Total: 1,166														
County: Saline	Bridge rehabilitation over Rte. O and Mexico Sub Railroad. Project involves bridge A2875.											Engineering:	52	37	99	0	0	0
Route: MO 41												R/W:	0	5	0	0	0	0
Job No.: 3P3093												Construction:	0	0	1,408	0	0	0
Length: 0.10	MPO: N											FFOS:	0	0	0	0	0	
Fund Cat: Taking Care Of System	Fed: 1,239	State: 310	Local: 0								Payments:	0	0	0	0	0		
Sec Cat: Rehab And Reconst	Awd Date: Fall 20	Anticipated Fed Cat: NHPP																
TIP #: 	Let With: 	Future Cost: 0		Estimate Total: 1,601														

* Subject to the approval of the Transportation Improvement Program by the governing Metropolitan Planning Organization.

Jun-13-2019

Section 4 - 8

District Kansas City

Dollars in Thousands



2020-2024 Highway and Bridge Construction Schedule

Transportation Planning

P.O. Box 270
Jefferson City, MO 65102

Construction contingency applied to construction cost in the year the project is awarded.

Three percent project growth factor compounded annually is applied to right-of-way and construction costs in program years 2, 3, 4, and 5.

No inflation is applied to the Funding From Other Sources (FFOS) or Payments.

Engineering includes PE costs, CE costs and R/W incidentals.

Construction contingency applied to construction cost in the year the project is awarded. Three percent project growth factor compounded annually is applied to right-of-way and construction costs in program years 2, 3, 4, and 5. No inflation is applied to the Funding From Other Sources (FFOS) or Payments. Engineering includes PE costs, CE costs and R/W incidentals.											STATE FISCAL YEAR PROJECT BUDGETING					
											Prior Prog.	7/2019- 6/2020	7/2020- 6/2021	7/2021- 6/2022	7/2022- 6/2023	7/2023- 6/2024
County: Saline Route: MO 41 Job No.: 3P3125 Length: 0.32 MPO: N Fund Cat: Taking Care Of System Sec Cat: Rehab And Reconst Awd Date: Winter 20 Anticipated Fed Cat: NHPP TIP #: Let With: 3P3126 Future Cost: 0 Estimate Total: 1,103	Bridge replacement over Flat Creek, 3.2 miles east of Rte. E and 1.8 miles west of Rte. D near Marshall. Project involves bridge J0120.					Engineering: 60 R/W: 0 Construction: 0 FFOS: 0 Payments: 0	131 5 907 0 0	0 0 0 0 0	0 0 0 0 0	0 0 0 0 0						
County: Saline Route: MO 41 Job No.: 3P3126 Length: 0.10 MPO: N Fund Cat: Taking Care Of System Sec Cat: Rehab And Reconst Awd Date: Winter 20 Anticipated Fed Cat: NHPP TIP #: Let With: 3P3125 Future Cost: 0 Estimate Total: 937	Bridge replacement over Camp Creek, 1.5 miles east of Rte. E near Marshall and 0.2 mile west of Nocturne Avenue. Project involves bridge J0041.					Engineering: 70 R/W: 0 Construction: 0 FFOS: 0 Payments: 0	97 5 765 0 0	0 0 0 0 0	0 0 0 0 0	0 0 0 0 0						
County: Saline Route: IS 70 Job No.: 3I3046 Length: 14.49 MPO: N Fund Cat: Taking Care Of System Sec Cat: Preventive Maint Awd Date: Winter 20 Anticipated Fed Cat: NHPP TIP #: Let With: Future Cost: 0 Estimate Total: 10,751	Pavement resurfacing from Rte. Y to the Blackwater River bridge. \$1,110,000 District Operations funds.					Engineering: 215 R/W: 0 Construction: 0 FFOS: 0 Payments: 0	759 0 9,777 1,110 0	0 0 0 0 0	0 0 0 0 0	0 0 0 0 0						
County: Saline Route: RT H Job No.: 3S3148 Length: 11.81 MPO: N Fund Cat: Taking Care Of System Sec Cat: Low Type Resurfacing Awd Date: 2022 Anticipated Fed Cat: STBG TIP #: Let With: Future Cost: 0 Estimate Total: 1,328	Pavement resurfacing from Rte. 65 to Oleander Avenue.					Engineering: 5 R/W: 0 Construction: 0 FFOS: 0 Payments: 0	5 0 0 0 0	5 0 0 0 0	84 0 1,229 0 0	0 0 0 0 0						
County: Saline Route: RT K Job No.: 3S3123 Length: 0.07 MPO: N Fund Cat: Taking Care Of System Sec Cat: Rehab And Reconst Awd Date: 2023 Anticipated Fed Cat: NHPP TIP #: Let With: Future Cost: 0 Estimate Total: 3,262	Bridge replacement over I-70, 4.5 miles east of Rte. 127 and 3.2 miles west of Rte. YY near Sweet Springs. Project involves bridge A0128.					Engineering: 136 R/W: 0 Construction: 0 FFOS: 0 Payments: 0	10 0 0 0 0	50 0 0 0 0	161 11 0 0 0	205 0 2,689 0 0						

* Subject to the approval of the Transportation Improvement Program by the governing Metropolitan Planning Organization.

Jun-13-2019

Section 4 - 9

District Kansas City

Dollars in Thousands



2020-2024 Highway and Bridge Construction Schedule

Transportation Planning

P.O. Box 270
Jefferson City, MO 65102

Construction contingency applied to construction cost in the year the project is awarded.

Three percent project growth factor compounded annually is applied to right-of-way and construction costs in program years 2, 3, 4, and 5.

No inflation is applied to the Funding From Other Sources (FFOS) or Payments.

Engineering includes PE costs, CE costs and R/W incidentals.

Construction contingency applied to construction cost in the year the project is awarded. Three percent project growth factor compounded annually is applied to right-of-way and construction costs in program years 2, 3, 4, and 5. No inflation is applied to the Funding From Other Sources (FFOS) or Payments. Engineering includes PE costs, CE costs and R/W incidentals.												STATE FISCAL YEAR PROJECT BUDGETING						
												Prior Prog.	7/2019- 6/2020	7/2020- 6/2021	7/2021- 6/2022	7/2022- 6/2023	7/2023- 6/2024	
County: Saline	Pavement resurfacing from Odell Avenue to 197th Trail in Marshall.											Engineering:	5	5	5	42	0	0
Route: RT WW												R/W:	0	0	0	0	0	0
Job No.: 3S3171												Construction:	0	0	0	567	0	0
Length: 3.43	MPO: N											FFOS:	0	0	0	0	0	0
Fund Cat: Taking Care Of System	AC-State: 496 State: 123 Local: 0											Payments:	0	0	0	0	0	0
Sec Cat: Low Type Resurfacing	Awd Date: 2022	Anticipated Fed Cat: STBG																
TIP #:	Let With:	Future Cost: 0 Estimate Total: 624																
County: Saline	Bridge replacement over I-70, 3.6 miles west of Rte. 65 and 3.2 miles east of Rte. K.											Engineering:	150	201	271	0	0	0
Route: RT YY	Project involves twin bridges A0129.											R/W:	0	1	0	0	0	0
Job No.: 3S3127												Construction:	0	0	2,620	0	0	0
Length: 0.12	MPO: N											FFOS:	0	0	0	0	0	0
Fund Cat: Taking Care Of System	Fed: 2,475 State: 618 Local: 0											Payments:	0	0	0	0	0	0
Sec Cat: Rehab And Reconst	Awd Date: Fall 20	Anticipated Fed Cat: NHPP																
TIP #:	Let With:	Future Cost: 0 Estimate Total: 3,243																
County: Various	ADA Transition Plan improvements at various locations in the rural Kansas City District.											Engineering:	0	0	0	0	0	0
Route: Various												R/W:	0	0	0	0	0	0
Job No.: 0S3022D												Construction:	0	0	0	106	0	0
Length: 0.00	MPO: N											FFOS:	0	0	0	100	0	0
Fund Cat: Taking Care Of System	Fed: 85 State: 21 Local: 0											Payments:	0	0	0	0	0	0
Sec Cat: N- Ada Trans	Awd Date: 2022	Anticipated Fed Cat: STBG																
TIP #:	Let With:	Future Cost: 0 Estimate Total: 106																
County: Various	Job Order Contracting for guard cable and guardrail repair at various locations in the rural Kansas City District.											Engineering:	4	5	5	25	0	0
Route: Various												R/W:	0	0	0	0	0	0
Job No.: 3I3021												Construction:	0	0	0	783	0	0
Length: 0.00	MPO: N											FFOS:	0	0	0	0	0	0
Fund Cat: Taking Care Of System	AC-State: 654 State: 164 Local: 0											Payments:	0	0	0	0	0	0
Sec Cat: Routine Maintenance	Awd Date: 2022	Anticipated Fed Cat: STBG																
TIP #:	Let With:	Future Cost: 0 Estimate Total: 822																
County: Various	Job Order Contracting for guard cable and guardrail repair at various locations in the rural Kansas City District.											Engineering:	6	25	0	0	0	0
Route: Various												R/W:	0	0	0	0	0	0
Job No.: 3I3066												Construction:	0	670	0	0	0	0
Length: 0.00	MPO: N											FFOS:	0	0	0	0	0	0
Fund Cat: Taking Care Of System	AC-State: 556 State: 139 Local: 0											Payments:	0	0	0	0	0	0
Sec Cat: Routine Maintenance	Awd Date: Spring 20	Anticipated Fed Cat: STBG																
TIP #:	Let With:	Future Cost: 0 Estimate Total: 701																

* Subject to the approval of the Transportation Improvement Program by the governing Metropolitan Planning Organization.

Jun-13-2019

Section 4 - 10

District Kansas City

Dollars in Thousands



2020-2024 Highway and Bridge Construction Schedule

Transportation Planning

P.O. Box 270
Jefferson City, MO 65102

Construction contingency applied to construction cost in the year the project is awarded.

Three percent project growth factor compounded annually is applied to right-of-way and construction costs in program years 2, 3, 4, and 5.

No inflation is applied to the Funding From Other Sources (FFOS) or Payments.

Engineering includes PE costs, CE costs and R/W incidentals.

						STATE FISCAL YEAR PROJECT BUDGETING					
						Prior Prog.	7/2019- 6/2020	7/2020- 6/2021	7/2021- 6/2022	7/2022- 6/2023	7/2023- 6/2024
County: Various	Job Order Contracting for guard cable and guardrail repair at various locations in the	Engineering:	0	5	25	0	0	0	0	0	0
Route: Various	rural Kansas City District.	R/W:	0	0	0	0	0	0	0	0	0
Job No.: 313072		Construction:	0	0	724	0	0	0	0	0	0
Length: 0.00	MPO: N	FFOS:	0	0	0	0	0	0	0	0	0
Fund Cat: Taking Care Of System	AC-State: 603 State: 151 Local: 0	Payments:	0	0	0	0	0	0	0	0	0
Sec Cat: Routine Maintenance	Awd Date: 2021 Anticipated Fed Cat: STBG										
TIP #: Let With:	Future Cost: 0 Estimate Total: 754										
County: Various	Job Order Contracting for guard cable and guardrail repair at various locations in the	Engineering:	0	5	5	5	25	0	0	0	0
Route: Various	rural Kansas City District.	R/W:	0	0	0	0	0	0	0	0	0
Job No.: 313103		Construction:	0	0	0	0	975	0	0	0	0
Length: 0.00	MPO: N	FFOS:	0	0	0	0	0	0	0	0	0
Fund Cat: Taking Care Of System	AC-State: 812 State: 203 Local: 0	Payments:	0	0	0	0	0	0	0	0	0
Sec Cat: Routine Maintenance	Awd Date: 2023 Anticipated Fed Cat: STBG										
TIP #: Let With:	Future Cost: 0 Estimate Total: 1,015										
County: Various	Job Order Contracting for asphalt pavement repair at various locations in the rural	Engineering:	0	5	5	25	0	0	0	0	0
Route: Various	Kansas City District.	R/W:	0	0	0	0	0	0	0	0	0
Job No.: 3P3099		Construction:	0	0	0	541	0	0	0	0	0
Length: 0.00	MPO: N	FFOS:	0	0	0	0	0	0	0	0	0
Fund Cat: Taking Care Of System	AC-State: 461 State: 115 Local: 0	Payments:	0	0	0	0	0	0	0	0	0
Sec Cat: Preventive Maint	Awd Date: 2022 Anticipated Fed Cat: STBG										
TIP #: Let With:	Future Cost: 0 Estimate Total: 576										
County: Various	On-call work zone enforcement at various locations in the rural Kansas City District.	Engineering:	0	0	1	0	0	0	0	0	0
Route: Various	\$13,000 Open Container funds.	R/W:	0	0	0	0	0	0	0	0	0
Job No.: 3P3100		Construction:	0	0	0	0	0	0	0	0	0
Length: 0.00	MPO: N	FFOS:	0	0	13	0	0	0	0	0	0
Fund Cat: Safety	Fed: 13 State: 1 Local: 0	Payments:	0	0	13	0	0	0	0	0	0
Sec Cat: Safety	Awd Date: N/A Anticipated Fed Cat: Safety										
TIP #: Let With:	Future Cost: 0 Estimate Total: 14										
County: Various	On-call work zone enforcement at various locations in the rural Kansas City District.	Engineering:	0	1	0	0	0	0	0	0	0
Route: Various		R/W:	0	0	0	0	0	0	0	0	0
Job No.: 3P3101		Construction:	0	0	0	0	0	0	0	0	0
Length: 0.00	MPO: N	FFOS:	0	0	0	0	0	0	0	0	0
Fund Cat: Safety	Fed: 13 State: 1 Local: 0	Payments:	0	13	0	0	0	0	0	0	0
Sec Cat: Safety	Awd Date: N/A Anticipated Fed Cat: Safety										
TIP #: Let With:	Future Cost: 0 Estimate Total: 14										

* Subject to the approval of the Transportation Improvement Program by the governing Metropolitan Planning Organization.

Jun-13-2019

Section 4 - 11

District Kansas City

Dollars in Thousands



2020-2024 Highway and Bridge Construction Schedule

Transportation Planning

P.O. Box 270
Jefferson City, MO 65102

Construction contingency applied to construction cost in the year the project is awarded.

Three percent project growth factor compounded annually is applied to right-of-way and construction costs in program years 2, 3, 4, and 5.

No inflation is applied to the Funding From Other Sources (FFOS) or Payments.

Engineering includes PE costs, CE costs and R/W incidentals.

Construction contingency applied to construction cost in the year the project is awarded. Three percent project growth factor compounded annually is applied to right-of-way and construction costs in program years 2, 3, 4, and 5. No inflation is applied to the Funding From Other Sources (FFOS) or Payments. Engineering includes PE costs, CE costs and R/W incidentals.													STATE FISCAL YEAR PROJECT BUDGETING						
													Prior Prog.	7/2019- 6/2020	7/2020- 6/2021	7/2021- 6/2022	7/2022- 6/2023	7/2023- 6/2024	
County: Various	On-call work zone enforcement at various locations in the rural Kansas City District.												Engineering:	0	0	0	1	0	0
Route: Various	\$13,000 Open Container funds.												R/W:	0	0	0	0	0	0
Job No.: 3P3102													Construction:	0	0	0	0	0	0
Length: 0.00	MPO: N											FFOS:	0	0	0	13	0	0	
Fund Cat: Safety			Fed: 14	State: 1	Local: 0							Payments:	0	0	0	14	0	0	
Sec Cat: Safety	Awd Date: N/A		Anticipated Fed Cat: Safety																
TIP #:	Let With:		Future Cost: 0		Estimate Total: 15														
County: Various	Upgrade pedestrian facilities to comply with the ADA Transition Plan at various locations												Engineering:	0	1	1	1	9	0
Route: Various	in the rural Kansas City District. \$100,000 Statewide Transportation Alternatives funds.												R/W:	0	0	0	0	0	0
Job No.: 3P3202													Construction:	0	0	0	0	131	0
Length: 0.00	MPO: N											FFOS:	0	0	0	0	100	0	
Fund Cat: Taking Care Of System			AC-State: 115	State: 28	Local: 0							Payments:	0	0	0	0	0	0	
Sec Cat: N- Ada Trans	Awd Date: 2023		Anticipated Fed Cat: STBG																
TIP #:	Let With:		Future Cost: 0		Estimate Total: 143														
County: Various	Payback beginning in SFY 2008 for Safe and Sound bridges in rural Kansas City District.												Engineering:	0	0	0	0	0	0
Route: Various													R/W:	150	0	0	0	0	0
Job No.: 5B0800R													Construction:	0	0	0	0	0	0
Length: 0.00	MPO: N											FFOS:	150	0	0	0	0	0	
Fund Cat: Taking Care Of System			Fed: 0	State: 28,825	Local: 0							Payments:	49,247	5,765	5,765	5,765	5,765	5,765	
Sec Cat: Rehab And Reconst	Awd Date: N/A		Anticipated Fed Cat: State																
TIP #:	Let With:		Future Cost: 50,001 - 75,000		Estimate Total: 78,222														

* Subject to the approval of the Transportation Improvement Program by the governing Metropolitan Planning Organization.

Jun-13-2019

Section 4 - 12

District Kansas City

Dollars in Thousands



2020-2024 Highway and Bridge Construction Schedule

Transportation Planning

P.O. Box 270
Jefferson City, MO 65102

Construction contingency applied to construction cost in the year the project is awarded.
Three percent project growth factor compounded annually is applied to right-of-way and construction costs in program years 2, 3, 4, and 5.

No inflation is applied to the Funding From Other Sources (FFOS) or Payments.

Engineering includes PE costs, CE costs and R/W incidentals.

Kansas City NON TMA Total

STATE FISCAL YEAR PROJECT BUDGETING						
	Prior Prog.	7/2019- 6/2020	7/2020- 6/2021	7/2021- 6/2022	7/2022- 6/2023	7/2023- 6/2024
FFOS:	150	3,233	1,241	672	100	0
Total R/W:	150	676	21	29	5	0
Total Construction:	0	34,967	19,222	14,886	9,015	2,711
Paybacks:	49,247	5,778	5,778	5,779	5,765	5,765
Sub-Total:	49,397	41,421	25,021	20,694	14,785	8,476
Total Engineering:	2,067	4,828	1,738	953	647	175
Grand Total:	51,464	46,249	26,759	21,647	15,432	8,651

	2020	2021	2022	2023	2024
State	12,833	9,926	8,728	7,547	6,342
AC-State	4,012	6,745	3,732	4,195	0
Local	0	0	0	0	0
Sub-total State	16,845	16,671	12,460	11,742	6,342
Federal					
Sub-total Federal	29,404	10,088	9,187	3,690	2,309
Grand Total	46,249	26,759	21,647	15,432	8,651

Project Count: 58

* Subject to the approval of the Transportation Improvement Program by the governing Metropolitan Planning Organization.

Jun-13-2019

Section 4 - 1

District Kansas City

Dollars in Thousands

District Program Summary
Kansas City (Rural)
(Dollars in Millions)

Amounts include construction and right of way, excludes engineering.

State Fiscal Year	2020	2021	2022	2023	2024
Statewide Interstate And Major Bridge - Available					
Statewide Interstate And Major Bridge - FFOS	0.000	0.000	0.000	0.000	0.000
Statewide Interstate And Major Bridge - Fund Transfers	0.250	0.250	0.000	0.000	0.000
Statewide Interstate And Major Bridge - Carryover	-0.800	0.000	0.000	0.000	0.000
Award and Completed Project Adjustments	0.000	0.000	0.000	0.000	0.000
Statewide Interstate And Major Bridge - Total Available	-0.550	0.250	0.000	0.000	0.000
Statewide Interstate And Major Bridge - Programmed	0.250	0.258	0.000	0.000	0.000
Safety - Available	0.784	1.003	0.968	0.967	0.967
Safety - FFOS	0.583	0.013	0.572	0.000	0.000
Safety - Fund Transfers	0.095	0.000	-0.668	0.000	0.000
Safety - Carryover	2.727	0.000	0.000	0.000	0.000
Award and Completed Project Adjustments	0.015	0.090	0.011	-0.021	0.000
Safety - Total Available	4.204	1.106	0.883	0.946	0.967
Safety - Programmed	5.305	0.034	1.910	1.393	0.000
Taking Care Of System - Available	9.070	9.128	21.259	21.897	22.554
Taking Care Of System - FFOS	2.650	1.228	0.100	0.100	0.000
Taking Care Of System - Fund Transfers	8.625	5.099	0.000	0.000	0.000
Taking Care Of System - Carryover	2.715	0.000	0.000	0.000	0.000
Award and Completed Project Adjustments	0.602	0.086	0.325	0.368	0.000
Taking Care Of System - Total Available	23.662	15.541	21.684	22.365	22.554
Taking Care Of System - Programmed	35.866	24.728	10.130	13.392	8.476
Flexible & Other - Available					
Flexible & Other - FFOS	0.000	0.000	0.000	0.000	0.000
Flexible & Other - Fund Transfers	0.000	0.000	8.156	0.000	0.000
Flexible & Other - Carryover	-4.235	0.000	0.000	0.000	0.000
Award and Completed Project Adjustments	0.000	0.000	0.000	0.000	0.000
Flexible & Other - Total Available	-4.235	0.000	8.156	0.000	0.000
Flexible & Other - Programmed	0.000	0.000	8.653	0.000	0.000
Statewide Safety - Available					
Statewide Safety - FFOS	0.000	0.000	0.000	0.000	0.000
Statewide Safety - Fund Transfers	0.000	0.000	-0.065	0.000	0.000
Statewide Safety - Carryover	-0.005	0.000	0.000	0.000	0.000
Award and Completed Project Adjustments	0.000	0.000	0.000	0.000	0.000
Statewide Safety - Total Available	-0.005	0.000	-0.065	0.000	0.000
Statewide Safety - Programmed	0.000	0.000	0.000	0.000	0.000
Statewide Major Projects & Emerging Needs - Available					
Statewide Major Projects & Emerging Needs - FFOS	0.000	0.000	0.000	0.000	0.000
Statewide Major Projects & Emerging Needs - Fund Transfers	0.000	0.000	0.000	0.000	0.000
Statewide Major Projects & Emerging Needs - Carryover	1.230	0.000	0.000	0.000	0.000
Award and Completed Project Adjustments	0.000	0.000	0.000	0.000	0.000
Statewide Major Projects & Emerging Needs - Total Available	1.230	0.000	0.000	0.000	0.000
Statewide Major Projects & Emerging Needs - Programmed	0.000	0.000	0.000	0.000	0.000
Statewide Amendment 3 - Available					
Statewide Amendment 3 - FFOS	0.000	0.000	0.000	0.000	0.000
Statewide Amendment 3 - Fund Transfers	0.000	0.000	0.000	0.000	0.000
Statewide Amendment 3 - Carryover	-3.856	0.000	0.000	0.000	0.000
Award and Completed Project Adjustments	0.000	0.000	0.000	0.000	0.000
Statewide Amendment 3 - Total Available	-3.856	0.000	0.000	0.000	0.000
Statewide Amendment 3 - Programmed	0.000	0.000	0.000	0.000	0.000

*Note: Three percent inflation compounded annually applied to program years 2021 - 2024
Two percent construction contingency applied to construction.*

District Program Summary**Kansas City (Rural)**

(Dollars in Millions)

Amounts include construction and right of way, excludes engineering.

Total Categorized Funding Available by SFY	20.450	16.897	30.658	23.311	23.521
Total Flexible Funds Available	17.695	8.530	-4.554	4.809	0.019
Adjustments	0.617	0.176	0.336	0.347	0.000
Carryovers	-2.224				
Total Available by SFY	38.145	25.427	26.104	28.120	23.540
Total Programmed by SFY	41.421	25.020	20.693	14.785	8.476

*Note: Three percent inflation compounded annually applied to program years 2021 - 2024
Two percent construction contingency applied to construction.*

Statewide Transportation Improvement Program 2020-2024

Kansas City District

Highway and Bridge Construction Projects

State Fiscal Year*

2020

2021

2022

2023

2024

Type of Work

B = New/Improved Bridge

H = New/Expanded Highway

M = Major Bridge

O = Other/Safety

P = Pavement Treatment

Urban Areas

Label Key

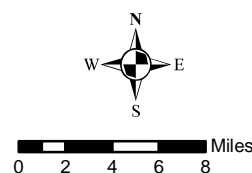
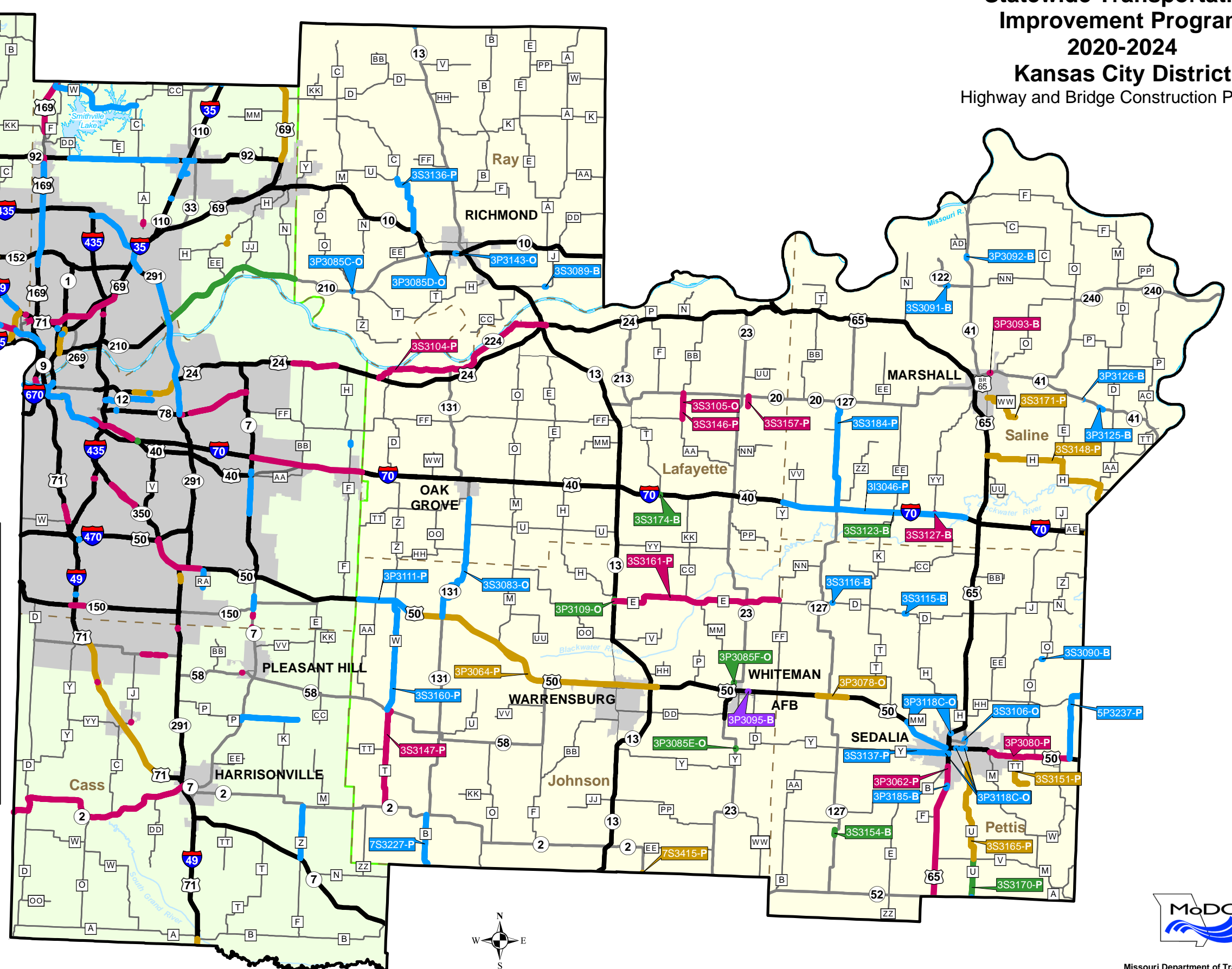
Job No.-Type of Work

Missouri Major Roads

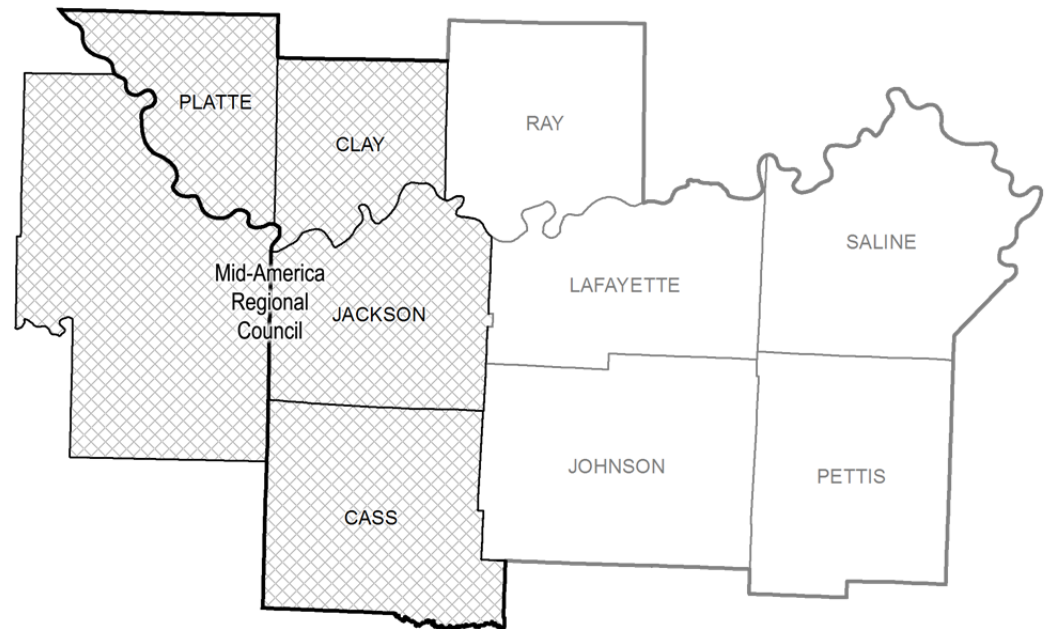
Mid-America Regional Council

* July 1 - June 30

Note: Some projects overlap. The state fiscal year displayed in these instances will follow the order shown in the legend. Label tag color corresponds to respective state fiscal year.



Missouri Department of Transportation
1-888-ASK-MODOT
WWW.MODOT.ORG
July 10, 2019



MoDOT's Kansas City District

TMA: Mid-America Regional Council

(Note: The following MoDOT projects are located inside the Kansas City Metropolitan Planning area boundary.)

Projects in Section 4 shaded in gray represent conditional commitments. If the level of federal funding is reduced, the projects shaded in gray will be delayed to future years.

PROJECT DESCRIPTION KEY

2020-2024 Highway and Bridge Construction Schedule

Construction contingency applied to construction cost in the year the project is awarded.

Three percent project growth factor compounded annually is applied to right-of-way and construction in program years 2, 3, 4, and 5.

No inflation is applied to the Funding From Other Sources (FFOS) or Payments.

Engineering includes PE costs, CE costs, and R/W incidentals.

						STATE FISCAL YEAR PROJECT BUDGETING					
						Prior Prog.	7/2019 6/2020	7/2020 6/2021	7/2021 6/2022	7/2022 6/2023	7/2023 6/2024
County:	XX					Engineering:	99	9	0	0	0
Route:	XX					R/W:	0	0	99	0	0
Job No.:						Construction:	0	0	0	999	0
Length:						FFOS:	0	0	0	99	0
Fund Cat:	MPO:	Fed:	State:	Local:		Payments:	0	99	0	0	0
Sec Cat:	Award Date	Anticipated Fed Cat:									
TIP#:	Let With:	Future Cost:	Estimate Total:								

Anticipated Federal
Funding Category^

Estimated cost range beyond 2024.

Date project is to be awarded to begin
construction (Season and calendar year
for 2019 & 2020. SFY only beyond 2020).

Projects let in combination.

Metropolitan Planning Organization (Y/N).

Project description and location.

County location of project.

Route location of project.

Project number used to track
project costs.

Total length in 1/100 miles.

Primary Funding Category.*

Secondary Funding Category.**

Transportation Improvement Program
number (MPO projects only).

Total project cost estimate.

Federal, Advanced CN-State,
State and Local share of project
costs.

Dollars programmed
in previous STIPs.

Dollars funded
from other
sources.

Dollars for construction,
utilities and
contingency.

Dollars for right-of-way
(land acquisition).

Dollars to be paid back for
accelerating the project or
payments to others.

Dollars for engineering that include
preliminary engineering, construction
engineering and right-of-way incidentals.

*Primary Funding Category:

Take Care of System
Statewide Interstate & Major Bridge
Safety
Statewide Safety
Flexible & Other
Amendment 3

**Secondary Funding Category:

Enhancements
Low Type Resurfacing
N - Ada Trans (ADA Transition Plan)
Preventive Maint (Preventive Maintenance)
Regional
Rehab And Reconst (Rehabilitation and Reconstruction)
Routine Maintenance
Safety
Systems Operations
Thin Lift Overlay
Urban Safety

^Anticipated Federal Funding Category:

CMAQ - Congestion Mitigation and Air Quality.

* Usually 80% Federal & 20% State funds.

Earmark - usually 80% Federal & 20% State funds.

NHFP - National Highway Freight Program.

* Usually 80% Federal & 20% State funds.

NHPP - National Highway Performance Program.

* Usually 80% Federal & 20% State funds.

* Sometimes 90% Federal & 10% State funds.

Safety - usually 90% Federal & 10% State funds.

State - No federal funds, state only funded.

STBG - Surface Transportation Block Grant program.

* Usually 80% Federal & 20% State funds.

(All Costs in Thousands)



2020-2024 Highway and Bridge Construction Schedule

Transportation Planning

P.O. Box 270
Jefferson City, MO 65102

Construction contingency applied to construction cost in the year the project is awarded.

Three percent project growth factor compounded annually is applied to right-of-way and construction costs in program years 2, 3, 4, and 5.

No inflation is applied to the Funding From Other Sources (FFOS) or Payments.

Engineering includes PE costs, CE costs and R/W incidentals.

Construction contingency applied to construction cost in the year the project is awarded. Three percent project growth factor compounded annually is applied to right-of-way and construction costs in program years 2, 3, 4, and 5. No inflation is applied to the Funding From Other Sources (FFOS) or Payments. Engineering includes PE costs, CE costs and R/W incidentals.												STATE FISCAL YEAR PROJECT BUDGETING						
												Prior Prog.	7/2019- 6/2020	7/2020- 6/2021	7/2021- 6/2022	7/2022- 6/2023	7/2023- 6/2024	
County: Cass	Grading to improve sight distance at Blinker Light Road near Harrisonville.											Engineering:	32	54	0	0	0	0
Route: MO 2												R/W:	17	0	0	0	0	0
Job No.: 4P3212D												Construction:	0	843	0	0	0	0
Length: 0.17	MPO: Y										FFOS:	0	0	0	0	0		
Fund Cat: Safety	Fed: 808 State: 89 Local: 0											Payments:	0	0	0	0	0	
Sec Cat: Safety	Awd Date: Winter 20 Anticipated Fed Cat: Safety																	
TIP #:	Let With:	Future Cost: 0 Estimate Total: 946																
County: Cass	Pavement resurfacing and shoulder replacement from Kansas State line to I-49.											Engineering:	35	28	125	0	0	0
Route: MO 2												R/W:	0	0	0	0	0	0
Job No.: 4P3248												Construction:	0	0	5,182	0	0	0
Length: 16.38	MPO: Y										FFOS:	0	0	0	0	0		
Fund Cat: Taking Care Of System	AC-State: 4,268 State: 1,067 Local: 0											Payments:	0	0	0	0	0	
Sec Cat: Preventive Maint	Awd Date: Fall 20 Anticipated Fed Cat: STBG																	
TIP #:	Let With:	Future Cost: 0 Estimate Total: 5,370																
County: Cass	Bridge rehabilitation at Middle Big Creek, 0.3 mile south of 155th Street and 0.8 mile north of 163rd Street in Lake Winnebago. Project involves bridge A1900.											Engineering:	5	80	125	0	0	0
Route: MO 291												R/W:	0	5	0	0	0	0
Job No.: 4P3379												Construction:	0	0	1,161	0	0	0
Length: 0.07	MPO: Y										FFOS:	0	0	0	0	0		
Fund Cat: Taking Care Of System	Fed: 1,097 State: 274 Local: 0											Payments:	0	0	0	0	0	
Sec Cat: Rehab And Reconst	Awd Date: 2021 Anticipated Fed Cat: NHPP																	
TIP #:	Let With:	Future Cost: 0 Estimate Total: 1,376																
County: Cass	Pavement resurfacing from 163rd Street to 0.3 mile south of Overpass Road.											Engineering:	5	25	50	150	0	0
Route: IS 49												R/W:	0	0	0	0	0	0
Job No.: 4I3332												Construction:	0	0	0	8,801	0	0
Length: 12.72	MPO: Y										FFOS:	0	0	0	0	0		
Fund Cat: Taking Care Of System	Fed: 8,123 State: 903 Local: 0											Payments:	0	0	0	0	0	
Sec Cat: Thin Lift Overlay	Awd Date: 2022 Anticipated Fed Cat: NHPP																	
TIP #:	Let With:	Future Cost: 0 Estimate Total: 9,031																
County: Cass	Bridge replacement at Tennessee Creek, 0.6 mile south of 307th Street and 0.4 mile north of 315th Street. Project involves bridge H0419.											Engineering:	5	226	225	0	0	0
Route: OR 49												R/W:	0	5	0	0	0	0
Job No.: 4S3369												Construction:	0	0	958	0	0	0
Length: 0.02	MPO: Y										FFOS:	0	0	0	0	0		
Fund Cat: Taking Care Of System	Fed: 1,271 State: 143 Local: 0											Payments:	0	0	0	0	0	
Sec Cat: Rehab And Reconst	Awd Date: 2021 Anticipated Fed Cat: NHPP																	
TIP #:	Let With:	Future Cost: 0 Estimate Total: 1,419																

* Subject to the approval of the Transportation Improvement Program by the governing Metropolitan Planning Organization.



2020-2024 Highway and Bridge Construction Schedule

Transportation Planning

P.O. Box 270
Jefferson City, MO 65102

Construction contingency applied to construction cost in the year the project is awarded.

Three percent project growth factor compounded annually is applied to right-of-way and construction costs in program years 2, 3, 4, and 5.

No inflation is applied to the Funding From Other Sources (FFOS) or Payments.

Engineering includes PE costs, CE costs and R/W incidentals.

Construction contingency applied to construction cost in the year the project is awarded. Three percent project growth factor compounded annually is applied to right-of-way and construction costs in program years 2, 3, 4, and 5. No inflation is applied to the Funding From Other Sources (FFOS) or Payments. Engineering includes PE costs, CE costs and R/W incidentals.												STATE FISCAL YEAR PROJECT BUDGETING					
												Prior Prog.	7/2019- 6/2020	7/2020- 6/2021	7/2021- 6/2022	7/2022- 6/2023	7/2023- 6/2024
County: Cass Route: OR 49 Job No.: 4S3399 Length: 0.72 MPO: Y Fund Cat: Taking Care Of System Sec Cat: Rehab And Reconst Awd Date: N/A Anticipated Fed Cat: STBG TIP #: Let With: Future Cost: 0 Estimate Total: 992	Payment to the City of Belton for outer road improvements on the east outer road from 155th Street to Hill Street and 162nd Street to 163rd Street. \$976,813 Cost Share funds.					Engineering:	0	15	0	0	0	0					
							R/W:	0	0	0	0	0	0				
							Construction:	0	977	0	0	0	0				
							FFOS:	0	731	246	0	0	0				
							Payments:	0	0	0	0	0	0				
County: Cass Route: MO 58 Job No.: 4P3373 Length: 0.02 MPO: Y Fund Cat: Taking Care Of System Sec Cat: Rehab And Reconst Awd Date: 2021 Anticipated Fed Cat: NHPP TIP #: Let With: Future Cost: 0 Estimate Total: 1,156	Bridge replacement over Big Creek, 0.1 mile east of Hilltop Road and 0.2 mile west of Walnut Street. Project involves bridge number K0498.					Engineering:	5	130	125	0	0	0					
							R/W:	0	6	0	0	0	0				
							Construction:	0	0	890	0	0	0				
							FFOS:	0	0	0	0	0	0				
							Payments:	0	0	0	0	0	0				
County: Cass Route: MO 58 Job No.: 4S3272 Length: 0.70 MPO: Y Fund Cat: Safety Sec Cat: Safety Awd Date: 2021 Anticipated Fed Cat: Safety TIP #: Let With: 4S3273 Future Cost: 0 Estimate Total: 2,604	Intersection improvements at Prairie Road.					Engineering:	250	12	148	0	0	0					
							R/W:	0	15	0	0	0	0				
							Construction:	0	0	2,179	0	0	0				
							FFOS:	0	0	0	0	0	0				
							Payments:	0	0	0	0	0	0				
County: Cass Route: MO 58 Job No.: 4S3273 Length: 0.80 MPO: Y Fund Cat: Safety Sec Cat: Safety Awd Date: 2021 Anticipated Fed Cat: Safety TIP #: Let With: 4S3272 Future Cost: 0 Estimate Total: 4,005	Intersection improvements at Ward Road.					Engineering:	250	7	231	0	0	0					
							R/W:	0	22	0	0	0	0				
							Construction:	0	0	3,495	0	0	0				
							FFOS:	0	0	0	0	0	0				
							Payments:	0	0	0	0	0	0				
County: Cass Route: MO 7 Job No.: 4S3250 Length: 0.95 MPO: Y Fund Cat: Taking Care Of System Sec Cat: Preventive Maint Awd Date: 2021 Anticipated Fed Cat: STBG TIP #: Let With: Future Cost: 0 Estimate Total: 3,908	Pavement resurfacing, sidewalk and shoulder improvements from I-49 to Independence Street in Harrisonville.					Engineering:	75	70	125	0	0	0					
							R/W:	0	15	0	0	0	0				
							Construction:	0	0	3,623	0	0	0				
							FFOS:	0	0	0	0	0	0				
							Payments:	0	0	0	0	0	0				

* Subject to the approval of the Transportation Improvement Program by the governing Metropolitan Planning Organization.

Jun-13-2019

Section 4 - 2

District Kansas City

TMA

Dollars in Thousands



2020-2024 Highway and Bridge Construction Schedule

Transportation Planning

P.O. Box 270
Jefferson City, MO 65102

Construction contingency applied to construction cost in the year the project is awarded.

Three percent project growth factor compounded annually is applied to right-of-way and construction costs in program years 2, 3, 4, and 5.

No inflation is applied to the Funding From Other Sources (FFOS) or Payments.

Engineering includes PE costs, CE costs and R/W incidentals.

Construction contingency applied to construction cost in the year the project is awarded. Three percent project growth factor compounded annually is applied to right-of-way and construction costs in program years 2, 3, 4, and 5. No inflation is applied to the Funding From Other Sources (FFOS) or Payments. Engineering includes PE costs, CE costs and R/W incidentals.											STATE FISCAL YEAR PROJECT BUDGETING					
											Prior Prog.	7/2019- 6/2020	7/2020- 6/2021	7/2021- 6/2022	7/2022- 6/2023	7/2023- 6/2024
County: Cass Route: RT J Job No.: 4S3286 Length: 0.06 MPO: Y Fund Cat: Taking Care Of System Sec Cat: Rehab And Reconst Awd Date: 2021 Anticipated Fed Cat: NHPP TIP #: Let With: Future Cost: 0 Estimate Total: 694	Bridge rehabilitation over Young Branch, 0.1 mile south of 217th Street and 0.4 mile northeast of Branic Drive in Peculiar. Project involves bridge A2331.					Engineering: 20	19	43	0	0	0					
						R/W: 0	1	0	0	0	0					
						Construction: 0	0	611	0	0	0					
						FFOS: 0	0	0	0	0	0					
						Payments: 0	0	0	0	0	0					
County: Cass Route: RT P Job No.: 4S3364 Length: 4.63 MPO: Y Fund Cat: Taking Care Of System Sec Cat: Low Type Resurfacing Awd Date: Winter 20 Anticipated Fed Cat: STBG TIP #: Let With: 4S3362 Future Cost: 0 Estimate Total: 461	Pavement resurfacing from Rte. 7 to Staley Mound Road.					Engineering: 5	38	0	0	0	0					
						R/W: 0	0	0	0	0	0					
						Construction: 0	418	0	0	0	0					
						FFOS: 0	0	0	0	0	0					
						Payments: 0	0	0	0	0	0					
County: Cass Route: CRD PECULIAR DR Job No.: 4S3375 Length: 0.03 MPO: Y Fund Cat: Taking Care Of System Sec Cat: Rehab And Reconst Awd Date: 2021 Anticipated Fed Cat: NHPP TIP #: Let With: Future Cost: 0 Estimate Total: 1,284	Bridge replacement over East Creek, 1 mile south of Main Street and 0.2 mile north of 195th Street. Project involves bridge G0618.					Engineering: 5	176	175	0	0	0					
						R/W: 0	1	0	0	0	0					
						Construction: 0	0	927	0	0	0					
						FFOS: 0	0	0	0	0	0					
						Payments: 0	0	0	0	0	0					
County: Cass Route: RT Z Job No.: 4S3362 Length: 4.11 MPO: Y Fund Cat: Taking Care Of System Sec Cat: Low Type Resurfacing Awd Date: Winter 20 Anticipated Fed Cat: STBG TIP #: Let With: 4S3364 Future Cost: 0 Estimate Total: 919	Pavement resurfacing from Rte. 2 to Rte. 7 in Garden City.					Engineering: 5	77	0	0	0	0					
						R/W: 0	0	0	0	0	0					
						Construction: 0	837	0	0	0	0					
						FFOS: 0	0	0	0	0	0					
						Payments: 0	0	0	0	0	0					
County: Clay Route: MO 1 Job No.: 4S3205 Length: 0.09 MPO: Y Fund Cat: Safety Sec Cat: Safety Awd Date: Winter 20 Anticipated Fed Cat: Safety TIP #: Let With: Future Cost: 0 Estimate Total: 2,159	Add roundabout at Parvin Road in Kansas City. \$700,000 city of Kansas City funds.					Engineering: 405	179	0	0	0	0					
						R/W: 0	41	0	0	0	0					
						Construction: 0	1,534	0	0	0	0					
						FFOS: 0	700	0	0	0	0					
						Payments: 0	0	0	0	0	0					

* Subject to the approval of the Transportation Improvement Program by the governing Metropolitan Planning Organization.

Jun-13-2019

Section 4 - 3

District Kansas City

TMA

Dollars in Thousands



2020-2024 Highway and Bridge Construction Schedule

Transportation Planning

P.O. Box 270
Jefferson City, MO 65102

Construction contingency applied to construction cost in the year the project is awarded.

Three percent project growth factor compounded annually is applied to right-of-way and construction costs in program years 2, 3, 4, and 5.

No inflation is applied to the Funding From Other Sources (FFOS) or Payments.

Engineering includes PE costs, CE costs and R/W incidentals.

Construction contingency applied to construction cost in the year the project is awarded. Three percent project growth factor compounded annually is applied to right-of-way and construction costs in program years 2, 3, 4, and 5. No inflation is applied to the Funding From Other Sources (FFOS) or Payments. Engineering includes PE costs, CE costs and R/W incidentals.												STATE FISCAL YEAR PROJECT BUDGETING						
												Prior Prog.	7/2019-6/2020	7/2020-6/2021	7/2021-6/2022	7/2022-6/2023	7/2023-6/2024	
County: Clay	Pavement resurfacing from I-35 to Rte. 210.											Engineering:	5	5	6	33	0	0
Route: MO 1												R/W:	0	0	1	0	0	0
Job No.: 4S3343												Construction:	0	0	0	431	0	0
Length: 2.02	MPO: Y											FFOS:	0	0	0	0	0	0
Fund Cat: Taking Care Of System	Fed: 381 State: 95 Local: 0										Payments:	0	0	0	0	0	0	
Sec Cat: Thin Lift Overlay	Awd Date: 2022	Anticipated Fed Cat: NHPP																
TIP #:	Let With:	Future Cost: 0 Estimate Total: 481																
County: Clay	Bridge rehabilitation at 128th Street over I-35, 5.1 miles north of Rte. 291 and 3.2 miles south of Rte. 92. Project involves bridge R0476.											Engineering:	102	70	0	0	0	0
Route: CRD 128TH ST												R/W:	0	0	0	0	0	0
Job No.: 4I3219												Construction:	0	734	0	0	0	0
Length: 0.05	MPO: Y											FFOS:	0	0	0	0	0	0
Fund Cat: Taking Care Of System	Fed: 0 State: 804 Local: 0										Payments:	0	0	0	0	0	0	
Sec Cat: Rehab And Reconst	Awd Date: Summer 19	Anticipated Fed Cat: State																
TIP #:	Let With:	Future Cost: 0 Estimate Total: 906																
County: Clay	Pavement resurfacing from Commercial Avenue to south of Barry Road.											Engineering:	97	125	0	0	0	0
Route: US 169												R/W:	0	0	0	0	0	0
Job No.: 4P3215												Construction:	0	5,724	0	0	0	0
Length: 7.99	MPO: Y											FFOS:	0	0	0	0	0	0
Fund Cat: Taking Care Of System	Fed: 4,679 State: 1,170 Local: 0										Payments:	0	0	0	0	0	0	
Sec Cat: Preventive Maint	Awd Date: Winter 20	Anticipated Fed Cat: NHPP																
TIP #:	Let With:	Future Cost: 0 Estimate Total: 5,946																
County: Clay	Upgrade pedestrian facilities to comply with the ADA Transition Plan from south of Commercial Avenue to Rte. 92. \$802,000 Statewide Transportation Alternatives funds.											Engineering:	0	27	122	0	0	0
Route: US 169												R/W:	0	10	0	0	0	0
Job No.: 4P3268B												Construction:	0	0	1,020	0	0	0
Length: 0.84	MPO: Y											FFOS:	0	10	792	0	0	0
Fund Cat: Taking Care Of System	Fed: 944 State: 235 Local: 0										Payments:	0	0	0	0	0	0	
Sec Cat: N- Ada Trans	Awd Date: 2021	Anticipated Fed Cat: STBG																
TIP #:	Let With:	Future Cost: 0 Estimate Total: 1,179																
County: Clay	Improve sight distance and drainage and add turn lanes at 188th Street.											Engineering:	630	35	108	0	0	0
Route: US 169												R/W:	0	44	0	0	0	0
Job No.: 4P3295												Construction:	0	0	1,278	0	0	0
Length: 0.15	MPO: Y											FFOS:	0	0	0	0	0	0
Fund Cat: Safety	Fed: 1,318 State: 147 Local: 0										Payments:	0	0	0	0	0	0	
Sec Cat: Safety	Awd Date: Fall 20	Anticipated Fed Cat: Safety																
TIP #:	Let With:	Future Cost: 0 Estimate Total: 2,095																

* Subject to the approval of the Transportation Improvement Program by the governing Metropolitan Planning Organization.

Jun-13-2019

Section 4 - 4

District Kansas City

TMA

Dollars in Thousands



2020-2024 Highway and Bridge Construction Schedule

Transportation Planning

P.O. Box 270
Jefferson City, MO 65102

Construction contingency applied to construction cost in the year the project is awarded.

Three percent project growth factor compounded annually is applied to right-of-way and construction costs in program years 2, 3, 4, and 5.

No inflation is applied to the Funding From Other Sources (FFOS) or Payments.

Engineering includes PE costs, CE costs and R/W incidentals.

Construction contingency applied to construction cost in the year the project is awarded. Three percent project growth factor compounded annually is applied to right-of-way and construction costs in program years 2, 3, 4, and 5. No inflation is applied to the Funding From Other Sources (FFOS) or Payments. Engineering includes PE costs, CE costs and R/W incidentals.												STATE FISCAL YEAR PROJECT BUDGETING						
												Prior Prog.	7/2019- 6/2020	7/2020- 6/2021	7/2021- 6/2022	7/2022- 6/2023	7/2023- 6/2024	
County: Clay	Pavement resurfacing from Clinton County line to Rte. KK.											Engineering:	5	5	82	0	0	0
Route: US 169												R/W:	0	0	0	0	0	0
Job No.: 4S3340												Construction:	0	0	1,162	0	0	0
Length: 4.23	MPO: Y										FFOS:	0	0	0	0	0	0	
Fund Cat: Taking Care Of System	Fed: 1,000 State: 249 Local: 0											Payments:	0	0	0	0	0	0
Sec Cat: Thin Lift Overlay	Awd Date: Fall 20	Anticipated Fed Cat: NHPP																
TIP #: Let With:	Future Cost: 0 Estimate Total: 1,254																	
County: Clay	Rebuild pavement and add guardrail from west of Rte. 291 to Ray County line.											Engineering:	5	15	15	75	100	0
Route: MO 210												R/W:	0	0	0	0	0	0
Job No.: 4S3337												Construction:	0	0	0	0	6,569	0
Length: 11.94	MPO: Y										FFOS:	0	0	0	0	0	0	
Fund Cat: Taking Care Of System	Fed: 5,419 State: 1,355 Local: 0											Payments:	0	0	0	0	0	0
Sec Cat: Low Type Resurfacing	Awd Date: 2023	Anticipated Fed Cat: NHPP																
TIP #: Let With:	Future Cost: 0 Estimate Total: 6,779																	
County: Clay	Pavement resurfacing from I-435 to Orchard Avenue.											Engineering:	50	126	0	0	0	0
Route: MO 291												R/W:	0	1	0	0	0	0
Job No.: 4P3260												Construction:	0	3,338	0	0	0	0
Length: 6.61	MPO: Y										FFOS:	0	0	0	0	0	0	
Fund Cat: Taking Care Of System	Fed: 2,772 State: 693 Local: 0											Payments:	0	0	0	0	0	0
Sec Cat: Preventive Maint	Awd Date: Winter 20	Anticipated Fed Cat: NHPP																
TIP #: Let With: 4P3249	Future Cost: 0 Estimate Total: 3,515																	
County: Clay	Add interchange south of Rte. 92 at 19th Street in Kearney. \$20,233,000 city of Kearney funds.											Engineering:	923	2,370	0	0	0	0
Route: IS 35												R/W:	684	0	0	0	0	0
Job No.: 4I2006												Construction:	0	18,117	0	0	0	0
Length: 1.38	MPO: Y										FFOS:	684	18,117	0	0	0	0	
Fund Cat: Flexible & Other	Fed: 2,133 State: 237 Local: 18,117											Payments:	0	0	0	0	0	0
Sec Cat: System Expansion	Awd Date: Spring 20	Anticipated Fed Cat: NHPP																
TIP #: 590175	Let With:	Future Cost: 0 Estimate Total: 22,094																
County: Clay	Payback to Kearney for the construction of new interchange south of Rte. 92 at 19th Street in Kearney. \$8,218,302 Cost Share Funds.											Engineering:	0	1	1	1	0	0
Route: IS 35												R/W:	0	0	0	0	0	0
Job No.: 4I2006Z												Construction:	0	0	0	0	0	0
Length: 1.38	MPO: Y										FFOS:	0	2,500	2,500	3,218	0	0	
Fund Cat: Flexible & Other	Fed: 0 State: 8,221 Local: 0											Payments:	0	2,500	2,500	3,218	0	0
Sec Cat: System Expansion	Awd Date: N/A	Anticipated Fed Cat: State																
TIP #: Let With:	Future Cost: 0 Estimate Total: 8,221																	

* Subject to the approval of the Transportation Improvement Program by the governing Metropolitan Planning Organization.

Jun-13-2019

Section 4 - 5

District Kansas City

TMA

Dollars in Thousands



2020-2024 Highway and Bridge Construction Schedule

Transportation Planning

P.O. Box 270
Jefferson City, MO 65102

Construction contingency applied to construction cost in the year the project is awarded.

Three percent project growth factor compounded annually is applied to right-of-way and construction costs in program years 2, 3, 4, and 5.

No inflation is applied to the Funding From Other Sources (FFOS) or Payments.

Engineering includes PE costs, CE costs and R/W incidentals.

Construction contingency applied to construction cost in the year the project is awarded. Three percent project growth factor compounded annually is applied to right-of-way and construction costs in program years 2, 3, 4, and 5. No inflation is applied to the Funding From Other Sources (FFOS) or Payments. Engineering includes PE costs, CE costs and R/W incidentals.												STATE FISCAL YEAR PROJECT BUDGETING					
												Prior Prog.	7/2019- 6/2020	7/2020- 6/2021	7/2021- 6/2022	7/2022- 6/2023	7/2023- 6/2024
County: Clay Route: CST 53RD TER Job No.: 4S3386 Length: 0.07 MPO: Y Fund Cat: Taking Care Of System Sec Cat: Rehab And Reconst TIP #: Let With: Awd Date: 2021 Anticipated Fed Cat: NHPP Future Cost: 0 Estimate Total: 2,546 Fed: 2,033 State: 508 Local: 0	Bridge replacement over I-435, 0.8 mile south of Rte. 69 and 0.7 mile north of 48th Street. Project involves bridge A1666.					Engineering: 5 R/W: 0 Construction: 0 FFOS: 0 Payments: 0	201 20 0 0 0	229 0 2,091 0 0	0 0 0 0 0	0 0 0 0 0							
County: Clay Route: US 69 Job No.: 4P3346 Length: 6.02 MPO: Y Fund Cat: Taking Care Of System Sec Cat: Low Type Resurfacing TIP #: Let With: Awd Date: 2022 Anticipated Fed Cat: NHPP Future Cost: 0 Estimate Total: 1,187 Fed: 946 State: 236 Local: 0	Pavement resurfacing from Clinton County line to Rte. 92.					Engineering: 5 R/W: 0 Construction: 0 FFOS: 0 Payments: 0	5 0 0 0 0	5 0 0 0 0	76 0 1,096 0 0	0 0 0 0 0							
County: Clay Route: US 69 Job No.: 4S3281 Length: 3.02 MPO: Y Fund Cat: Taking Care Of System Sec Cat: Thin Lift Overlay TIP #: Let With: 4S3280 Awd Date: 2021 Anticipated Fed Cat: STBG Future Cost: 0 Estimate Total: 1,920 AC-State: 1,520 State: 380 Local: 0	Pavement resurfacing from just north of Garrison Road to Denver Avenue.					Engineering: 20 R/W: 0 Construction: 0 FFOS: 0 Payments: 0	51 5 0 0 0	100 0 1,744 0 0	0 0 0 0 0	0 0 0 0 0							
County: Clay Route: MO 9 Job No.: 4S3259 Length: 1.60 MPO: Y Fund Cat: Taking Care Of System Sec Cat: Preventive Maint TIP #: Let With: 4S3257 Awd Date: Winter 20 Anticipated Fed Cat: NHPP Future Cost: 0 Estimate Total: 1,036 Fed: 812 State: 204 Local: 0	Pavement resurfacing from Briarcliff Parkway to North Oak Trafficway.					Engineering: 20 R/W: 0 Construction: 0 FFOS: 0 Payments: 0	93 0 923 0 0	0 0 0 0 0	0 0 0 0 0	0 0 0 0 0							
County: Clay Route: MO 9 Job No.: 4S3401 Length: 1.77 MPO: Y Fund Cat: Taking Care Of System Sec Cat: Preventive Maint TIP #: Let With: Awd Date: N/A Anticipated Fed Cat: STBG Future Cost: 0 Estimate Total: 289 AC-State: 231 State: 58 Local: 0	Payment to North Kansas City for pavement resurfacing and ADA upgrades from 10th Avenue to 32nd Avenue.					Engineering: 0 R/W: 0 Construction: 0 FFOS: 0 Payments: 0	1 0 288 0 0	0 0 0 0 0	0 0 0 0 0	0 0 0 0 0							

* Subject to the approval of the Transportation Improvement Program by the governing Metropolitan Planning Organization.



2020-2024 Highway and Bridge Construction Schedule

Transportation Planning

P.O. Box 270
Jefferson City, MO 65102

Construction contingency applied to construction cost in the year the project is awarded.

Three percent project growth factor compounded annually is applied to right-of-way and construction costs in program years 2, 3, 4, and 5.

No inflation is applied to the Funding From Other Sources (FFOS) or Payments.

Engineering includes PE costs, CE costs and R/W incidentals.

Construction contingency applied to construction cost in the year the project is awarded. Three percent project growth factor compounded annually is applied to right-of-way and construction costs in program years 2, 3, 4, and 5. No inflation is applied to the Funding From Other Sources (FFOS) or Payments. Engineering includes PE costs, CE costs and R/W incidentals.											STATE FISCAL YEAR PROJECT BUDGETING					
											Prior Prog.	7/2019- 6/2020	7/2020- 6/2021	7/2021- 6/2022	7/2022- 6/2023	7/2023- 6/2024
County: Clay	Adding shoulders and culvert extensions, intersection improvements, left turn lanes and pavement resurfacing from Rte. DD to Nation Rd. \$3,000,000 Open Container funds.					Engineering:	340	402	0	0	0	0				
Route: MO 92						R/W:	0	54	0	0	0	0				
Job No.: 4P3213						Construction:	0	7,510	0	0	0	0				
Length: 8.42						MPO: Y	FFOS:	0	3,000	0	0	0	0			
Fund Cat: Safety						Fed: 7,170	State: 796	Local: 0	Payments:	0	0	0	0	0		
Sec Cat: Safety						Awd Date: Spring 20	Anticipated Fed Cat: Safety	TIP #:			Let With:	Future Cost: 0	Estimate Total: 8,306			
County: Clay	Improve intersection sight distance at 112th Street. \$416,000 Open Container funds.					Engineering:	60	25	73	0	0	0				
Route: RT A						R/W:	0	30	0	0	0	0				
Job No.: 4P3295D						Construction:	0	0	956	0	0	0				
Length: 0.20						MPO: Y	FFOS:	0	0	416	0	0	0			
Fund Cat: Safety						Fed: 975	State: 109	Local: 0	Payments:	0	0	0	0	0		
Sec Cat: Safety						Awd Date: 2021	Anticipated Fed Cat: Safety	TIP #:			Let With:	Future Cost: 0	Estimate Total: 1,144			
County: Clay	Payment to the City of Kansas City for lane addition, bike/ped lanes and ADA traffic signal upgrades at I-35. \$951,925 Cost Share funds.					Engineering:	0	1	0	0	0	0				
Route: CST CHOUTEAU						R/W:	0	0	0	0	0	0				
Job No.: 4S3400						Construction:	0	952	0	0	0	0				
Length: 0.25						MPO: Y	FFOS:	0	952	0	0	0	0			
Fund Cat: Taking Care Of System						AC-State: 763	State: 190	Local: 0	Payments:	0	0	0	0	0		
Sec Cat: Rehab And Reconst						Awd Date: N/A	Anticipated Fed Cat: STBG	TIP #:			Let With:	Future Cost: 0	Estimate Total: 953			
County: Clay	Rebuild curve and intersection improvements at 100th Street and Crockett Road.					Engineering:	0	15	21	175	0	0				
Route: RT H						R/W:	0	0	12	0	0	0				
Job No.: 4P3295E						Construction:	0	0	0	685	0	0				
Length: 0.14						MPO: Y	FFOS:	0	0	0	0	0	0			
Fund Cat: Safety						Fed: 816	State: 92	Local: 0	Payments:	0	0	0	0	0		
Sec Cat: Safety						Awd Date: 2022	Anticipated Fed Cat: Safety	TIP #:			Let With:	Future Cost: 0	Estimate Total: 908			
County: Clay	Pavement resurfacing from Rte. 169 to Rte. C.					Engineering:	5	151	0	0	0	0				
Route: RT W						R/W:	0	0	0	0	0	0				
Job No.: 4S3359						Construction:	0	1,394	0	0	0	0				
Length: 7.55						MPO: Y	FFOS:	0	0	0	0	0	0			
Fund Cat: Taking Care Of System						AC-State: 1,236	State: 309	Local: 0	Payments:	0	0	0	0	0		
Sec Cat: Low Type Resurfacing						Awd Date: Winter 20	Anticipated Fed Cat: STBG	TIP #:			Let With:	Future Cost: 0	Estimate Total: 1,550			

* Subject to the approval of the Transportation Improvement Program by the governing Metropolitan Planning Organization.



2020-2024 Highway and Bridge Construction Schedule

Transportation Planning

P.O. Box 270
Jefferson City, MO 65102

Construction contingency applied to construction cost in the year the project is awarded.

Three percent project growth factor compounded annually is applied to right-of-way and construction costs in program years 2, 3, 4, and 5.

No inflation is applied to the Funding From Other Sources (FFOS) or Payments.

Engineering includes PE costs, CE costs and R/W incidentals.

Construction contingency applied to construction cost in the year the project is awarded. Three percent project growth factor compounded annually is applied to right-of-way and construction costs in program years 2, 3, 4, and 5. No inflation is applied to the Funding From Other Sources (FFOS) or Payments. Engineering includes PE costs, CE costs and R/W incidentals.							STATE FISCAL YEAR PROJECT BUDGETING					
							Prior Prog.	7/2019- 6/2020	7/2020- 6/2021	7/2021- 6/2022	7/2022- 6/2023	7/2023- 6/2024
County: Jackson Route: MO 12 Job No.: 4S3328 Length: 3.79 MPO: Y Fund Cat: Taking Care Of System												

* Subject to the approval of the Transportation Improvement Program by the governing Metropolitan Planning Organization.

* Contingent upon the execution of the cost participation agreement.

TMA

Dollars in Thousands



2020-2024 Highway and Bridge Construction Schedule

Transportation Planning

P.O. Box 270
Jefferson City, MO 65102

Construction contingency applied to construction cost in the year the project is awarded.

Three percent project growth factor compounded annually is applied to right-of-way and construction costs in program years 2, 3, 4, and 5.

No inflation is applied to the Funding From Other Sources (FFOS) or Payments.

Engineering includes PE costs, CE costs and R/W incidentals.

Construction contingency applied to construction cost in the year the project is awarded. Three percent project growth factor compounded annually is applied to right-of-way and construction costs in program years 2, 3, 4, and 5. No inflation is applied to the Funding From Other Sources (FFOS) or Payments. Engineering includes PE costs, CE costs and R/W incidentals.							STATE FISCAL YEAR PROJECT BUDGETING					
							Prior Prog.	7/2019- 6/2020	7/2020- 6/2021	7/2021- 6/2022	7/2022- 6/2023	7/2023- 6/2024
County: Jackson Route: US 24 Job No.: 4P3015B Length: 3.05 MPO: Y Fund Cat: Taking Care Of System Sec Cat: Rehab And Reconst TIP #: 	Bridge replacement at the Union Pacific Railroad, 0.3 mile east of Winfrey Road, 0.1 mile west of Osage Street near Buckner. Project involves bridge J0811.						Engineering: 0	241	140	0	0	0
							R/W: 0	1	0	0	0	0
							Construction: 0	0	1,035	0	0	0
	Fed: 1,134 State: 283 Local: 0						FFOS: 0	0	0	0	0	0
	Awd Date: 2021 Anticipated Fed Cat: NHPP						Payments: 0	0	0	0	0	0
	Let With: Future Cost: 0 Estimate Total: 1,417											
County: Jackson Route: US 24 Job No.: 4S3287 Length: 0.09 MPO: Y Fund Cat: Taking Care Of System Sec Cat: Rehab And Reconst TIP #: 	Bridge replacement over Delaware Avenue/Truman Library Drive 3.6 miles east of I-435 near Independence. Project involves bridge L0840. \$1,322,000 city of Independence funds.						Engineering: 410	190	0	0	0	
							R/W: 0	0	0	0	0	0
							Construction: 0	3,162	0	0	0	0
	Fed: 2,042 State: 38 Local: 1,272						FFOS: 0	1,272	0	0	0	0
	Awd Date: Summer 19 Anticipated Fed Cat: NHPP						Payments: 0	0	0	0	0	0
	Let With: Future Cost: 0 Estimate Total: 3,762											
County: Jackson Route: US 24 Job No.: 4S3405 Length: 3.82 MPO: Y Fund Cat: Safety Sec Cat: Safety TIP #: 	Add turn lanes, improve signage, upgrade pedestrian facilities and access management from Sterling Avenue to Rte. 291. \$1,763,000 Open Container funds.						Engineering: 0	10	11	150	0	0
							R/W: 0	0	1	0	0	0
							Construction: 0	0	0	2,164	0	0
	Fed: 2,103 State: 233 Local: 0						FFOS: 0	0	0	1,763	0	0
	Awd Date: 2022 Anticipated Fed Cat: Safety						Payments: 0	0	0	0	0	0
	Let With: Future Cost: 0 Estimate Total: 2,336											
County: Jackson Route: CST 27TH ST Job No.: 4S3385 Length: 0.06 MPO: Y Fund Cat: Taking Care Of System Sec Cat: Rehab And Reconst TIP #: 	Bridge rehabilitation over I-70, 0.6 mile south of 23rd Street and 0.3 mile north of Jackson Avenue. Project involves bridge A0310.						Engineering: 5	25	25	250	815	0
							R/W: 0	0	0	1,114	0	0
							Construction: 0	0	0	0	7,581	0
	Fed: 7,848 State: 1,962 Local: 0						FFOS: 0	0	0	0	0	0
	Awd Date: 2023 Anticipated Fed Cat: NHPP						Payments: 0	0	0	0	0	0
	Let With: Future Cost: 0 Estimate Total: 9,815											
County: Jackson Route: IS 29 Job No.: 4I3127 Length: 0.67 MPO: Y Fund Cat: Taking Care Of System Sec Cat: Preventive Maint TIP #: 690459	Pavement resurfacing south of Guinotte Avenue to the Downtown Loop.						Engineering: 20	106	0	0	0	0
							R/W: 0	10	0	0	0	0
							Construction: 0	1,186	0	0	0	0
	Fed: 1,171 State: 131 Local: 0						FFOS: 0	0	0	0	0	0
	Awd Date: Fall 19 Anticipated Fed Cat: NHPP						Payments: 0	0	0	0	0	0
	Let With: 4I3125 Future Cost: 0 Estimate Total: 1,322											

* Subject to the approval of the Transportation Improvement Program by the governing Metropolitan Planning Organization.



2020-2024 Highway and Bridge Construction Schedule

Transportation Planning

P.O. Box 270
Jefferson City, MO 65102

Construction contingency applied to construction cost in the year the project is awarded.

Three percent project growth factor compounded annually is applied to right-of-way and construction costs in program years 2, 3, 4, and 5.

No inflation is applied to the Funding From Other Sources (FFOS) or Payments.

Engineering includes PE costs, CE costs and R/W incidentals.

						STATE FISCAL YEAR PROJECT BUDGETING					
						Prior Prog.	7/2019- 6/2020	7/2020- 6/2021	7/2021- 6/2022	7/2022- 6/2023	7/2023- 6/2024
County: Jackson	Adding Wrong Way, Do Not Enter and One Way Signing at various ramp locations along					Engineering:	20	30	0	0	0
Route: IS 29	I-29.					R/W:	0	0	0	0	0
Job No.: 4I3325						Construction:	0	367	0	0	0
Length: 1.82	MPO: Y					FFOS:	0	0	0	0	0
Fund Cat: Safety (Statewide)	Fed: 356 State: 41 Local: 0					Payments:	0	0	0	0	0
Sec Cat: Safety	Awd Date: Spring 20 Anticipated Fed Cat: Safety										
TIP #:	Let With: Future Cost: 0 Estimate Total: 417										
County: Jackson	Pavement resurfacing from Leonard Street to Rte. 78.					Engineering:	110	150	0	0	0
Route: MO 291						R/W:	0	0	0	0	0
Job No.: 4P3249						Construction:	0	7,295	0	0	0
Length: 11.26	MPO: Y					FFOS:	0	0	0	0	0
Fund Cat: Taking Care Of System	Fed: 5,956 State: 1,489 Local: 0					Payments:	0	0	0	0	0
Sec Cat: Preventive Maint	Awd Date: Winter 20 Anticipated Fed Cat: NHPP										
TIP #:	Let With: 4P3260 Future Cost: 0 Estimate Total: 7,555										
County: Jackson	Signalize intersection at Scherer Road, 0.2 mile north of Stuart Road to 0.1 mile south of					Engineering:	54	18	81	95	0
Route: MO 291	Persels Road/Pfizer Way in Lee's Summit.					R/W:	0	0	5	0	0
Job No.: 4P3255						Construction:	0	0	0	1,523	0
Length: 0.46	MPO: Y					FFOS:	0	0	0	0	0
Fund Cat: Taking Care Of System	Fed: 1,377 State: 345 Local: 0					Payments:	0	0	0	0	0
Sec Cat: Systems Operations	Awd Date: 2022 Anticipated Fed Cat: NHPP										
TIP #:	Let With: Future Cost: 0 Estimate Total: 1,776										
County: Jackson	Intersection improvements at Gregory Boulevard.					Engineering:	5	50	32	0	0
Route: MO 350						R/W:	0	0	0	0	0
Job No.: 4S3338						Construction:	0	0	178	0	0
Length: 0.16	MPO: Y					FFOS:	0	0	0	0	0
Fund Cat: Safety	Fed: 234 State: 26 Local: 0					Payments:	0	0	0	0	0
Sec Cat: Safety	Awd Date: Fall 20 Anticipated Fed Cat: Safety										
TIP #:	Let With: Future Cost: 0 Estimate Total: 265										
County: Jackson	Corridor improvements from Laurel Avenue to Westridge Road.					Engineering:	5	125	124	0	0
Route: MO 350						R/W:	0	0	0	0	0
Job No.: 4S3339						Construction:	0	0	964	0	0
Length: 2.59	MPO: Y					FFOS:	0	0	0	0	0
Fund Cat: Safety	Fed: 1,092 State: 121 Local: 0					Payments:	0	0	0	0	0
Sec Cat: Safety	Awd Date: Fall 20 Anticipated Fed Cat: Safety										
TIP #:	Let With: Future Cost: 0 Estimate Total: 1,218										

* Subject to the approval of the Transportation Improvement Program by the governing Metropolitan Planning Organization.

Jun-13-2019

Section 4 - 10

District Kansas City

TMA

Dollars in Thousands



2020-2024 Highway and Bridge Construction Schedule

Transportation Planning

P.O. Box 270
Jefferson City, MO 65102

Construction contingency applied to construction cost in the year the project is awarded.

Three percent project growth factor compounded annually is applied to right-of-way and construction costs in program years 2, 3, 4, and 5.

No inflation is applied to the Funding From Other Sources (FFOS) or Payments.

Engineering includes PE costs, CE costs and R/W incidentals.

Construction contingency applied to construction cost in the year the project is awarded. Three percent project growth factor compounded annually is applied to right-of-way and construction costs in program years 2, 3, 4, and 5. No inflation is applied to the Funding From Other Sources (FFOS) or Payments. Engineering includes PE costs, CE costs and R/W incidentals.											STATE FISCAL YEAR PROJECT BUDGETING					
											Prior Prog.	7/2019- 6/2020	7/2020- 6/2021	7/2021- 6/2022	7/2022- 6/2023	7/2023- 6/2024
County: Jackson Route: US 40 Job No.: 4S3279 Length: 3.92 MPO: Y Fund Cat: Taking Care Of System Fed: 1,676 State: 419 Local: 0 Sec Cat: Thin Lift Overlay Awd Date: 2021 Anticipated Fed Cat: NHPP TIP #: Let With: Future Cost: 0 Estimate Total: 2,128	Engineering:	33	10	158	0	0	0									
	R/W:	0	1	0	0	0	0									
	Construction:	0	0	1,926	0	0	0									
	FFOS:	0	0	0	0	0	0									
	Payments:	0	0	0	0	0	0									
County: Jackson Route: IS 435 Job No.: 4I2337 Length: 3.61 MPO: Y Fund Cat: Flexible & Other Fed: 23,640 State: 5,910 Local: 0 Sec Cat: System Expansion Awd Date: 2018 Anticipated Fed Cat: NHPP TIP #: 690394 Let With: Future Cost: 0 Estimate Total: 35,851	Engineering:	6,201	50	0	0	0	0									
	R/W:	100	0	0	0	0	0									
	Construction:	0	29,500	0	0	0	0									
	FFOS:	0	0	0	0	0	0									
	Payments:	0	0	0	0	0	0									
County: Jackson Route: OR 49 Job No.: 4P2237 Length: 2.29 MPO: Y Fund Cat: Taking Care Of System Fed: 3,627 State: 907 Local: 0 Sec Cat: Rehab And Reconst Awd Date: N/A Anticipated Fed Cat: STBG TIP #: 690423 Let With: Future Cost: 0 Estimate Total: 5,684	Engineering:	1,150	10	0	0	0	0									
	R/W:	0	0	0	0	0	0									
	Construction:	0	4,524	0	0	0	0									
	FFOS:	0	4,524	0	0	0	0									
	Payments:	0	0	0	0	0	0									
County: Jackson Route: US 50 Job No.: 4P3009 Length: 0.07 MPO: Y Fund Cat: Taking Care Of System Fed: 2,889 State: 722 Local: 0 Sec Cat: Rehab And Reconst Awd Date: 2022 Anticipated Fed Cat: NHPP TIP #: 690420 Let With: Future Cost: 0 Estimate Total: 3,693	Engineering:	82	10	160	236	0	0									
	R/W:	0	0	1	0	0	0									
	Construction:	0	0	0	3,204	0	0									
	FFOS:	0	0	0	0	0	0									
	Payments:	0	0	0	0	0	0									
County: Jackson Route: US 50 Job No.: 4P3009B Length: 0.09 MPO: Y Fund Cat: Taking Care Of System Fed: 2,489 State: 622 Local: 0 Sec Cat: Rehab And Reconst Awd Date: 2022 Anticipated Fed Cat: NHPP TIP #: Let With: Future Cost: 0 Estimate Total: 3,111	Engineering:	0	10	150	236	0	0									
	R/W:	0	0	0	0	0	0									
	Construction:	0	0	0	2,715	0	0									
	FFOS:	0	0	0	0	0	0									
	Payments:	0	0	0	0	0	0									

* Subject to the approval of the Transportation Improvement Program by the governing Metropolitan Planning Organization.

Jun-13-2019

Section 4 - 11

District Kansas City

TMA

Dollars in Thousands



2020-2024 Highway and Bridge Construction Schedule

Transportation Planning

P.O. Box 270
Jefferson City, MO 65102

Construction contingency applied to construction cost in the year the project is awarded.

Three percent project growth factor compounded annually is applied to right-of-way and construction costs in program years 2, 3, 4, and 5.

No inflation is applied to the Funding From Other Sources (FFOS) or Payments.

Engineering includes PE costs, CE costs and R/W incidentals.

Construction contingency applied to construction cost in the year the project is awarded. Three percent project growth factor compounded annually is applied to right-of-way and construction costs in program years 2, 3, 4, and 5. No inflation is applied to the Funding From Other Sources (FFOS) or Payments. Engineering includes PE costs, CE costs and R/W incidentals.							STATE FISCAL YEAR PROJECT BUDGETING						
							Prior Prog.	7/2019- 6/2020	7/2020- 6/2021	7/2021- 6/2022	7/2022- 6/2023	7/2023- 6/2024	
County: Jackson Route: US 50 Job No.: 4P3352 Length: 4.54 MPO: Y Fund Cat: Taking Care Of System Sec Cat: Thin Lift Overlay Awd Date: 2021 Anticipated Fed Cat: NHPP TIP #: Let With: Future Cost: 0 Estimate Total: 5,620	Pavement resurfacing from I-470 to Rte. RA.						Engineering:	5	120	390	0	0	0
							R/W:	0	0	0	0	0	0
							Construction:	0	0	5,105	0	0	0
							FFOS:	0	0	0	0	0	0
							Payments:	0	0	0	0	0	0
County: Jackson Route: IS 670 Job No.: 4P2316 Length: 0.08 MPO: Y Fund Cat: Taking Care Of System Sec Cat: Rehab And Reconst Awd Date: N/A Anticipated Fed Cat: State TIP #: 690407 Let With: Future Cost: 0 Estimate Total: 3,578	Payback to Kansas City for replacement of Wyandotte and Central bridges from Central Street to Wyandotte Street.						Engineering:	5	1	0	0	0	0
							R/W:	0	0	0	0	0	0
							Construction:	0	0	0	0	0	0
							FFOS:	0	0	0	0	0	0
							Payments:	0	3,572	0	0	0	0
County: Jackson Route: CST 67TH ST Job No.: 4S3389 Length: 0.14 MPO: Y Fund Cat: Taking Care Of System Sec Cat: Rehab And Reconst Awd Date: 2021 Anticipated Fed Cat: NHPP TIP #: Let With: Future Cost: 0 Estimate Total: 3,992	Bridge replacement at I-435, from Corrington Avenue and 0.1 mile west of Richmond Avenue. Project involves bridge A1360.						Engineering:	5	350	318	0	0	0
							R/W:	0	20	0	0	0	0
							Construction:	0	0	3,299	0	0	0
							FFOS:	0	0	0	0	0	0
							Payments:	0	0	0	0	0	0
County: Jackson Route: MO 7 Job No.: 4S3167 Length: 0.23 MPO: Y Fund Cat: Taking Care Of System Sec Cat: Systems Operations Awd Date: Winter 20 Anticipated Fed Cat: C.M.A.Q. TIP #: 690490 Let With: Future Cost: 0 Estimate Total: 787	Add intersection turn lanes and signalize intersection at 8th Street/South Avenue in Blue Springs. \$410,000 Congestion Mitigation and Air Quality Improvement Program and \$102,500 city of Blue Springs funds.						Engineering:	31	82	0	0	0	0
							R/W:	0	38	0	0	0	0
							Construction:	0	636	0	0	0	0
							FFOS:	0	512	0	0	0	0
							Payments:	0	0	0	0	0	0
County: Jackson Route: MO 7 Job No.: 4S3210 Length: 2.69 MPO: Y Fund Cat: Taking Care Of System Sec Cat: Preventive Maint Awd Date: Fall 19 Anticipated Fed Cat: NHPP TIP #: 690489 Let With: Future Cost: 0 Estimate Total: 1,776	Pavement resurfacing, sidewalks, and add and replace pedestrian signals from Victor Drive to Wyatt Road in Blue Springs.						Engineering:	62	119	0	0	0	0
							R/W:	0	0	0	0	0	0
							Construction:	0	1,595	0	0	0	0
							FFOS:	0	0	0	0	0	0
							Payments:	0	0	0	0	0	0

* Subject to the approval of the Transportation Improvement Program by the governing Metropolitan Planning Organization.

Jun-13-2019

Section 4 - 12

District Kansas City

TMA

Dollars in Thousands



2020-2024 Highway and Bridge Construction Schedule

Transportation Planning

P.O. Box 270
Jefferson City, MO 65102

Construction contingency applied to construction cost in the year the project is awarded.

Three percent project growth factor compounded annually is applied to right-of-way and construction costs in program years 2, 3, 4, and 5.

No inflation is applied to the Funding From Other Sources (FFOS) or Payments.

Engineering includes PE costs, CE costs and R/W incidentals.

						STATE FISCAL YEAR PROJECT BUDGETING					
						Prior Prog.	7/2019- 6/2020	7/2020- 6/2021	7/2021- 6/2022	7/2022- 6/2023	7/2023- 6/2024
County:	Jackson	Add turn lanes at Stringtown Road and 155th Street (County Line Road). \$1,175,000				Engineering:	32	64	92	0	0
Route:	MO 7	Open Container funds.				R/W:	0	50	0	0	0
Job No.:	4S3326					Construction:	0	0	1,545	0	0
Length:	0.29	MPO:	Y			FFOS:	0	0	1,175	0	0
Fund Cat:	Safety			Fed:	1,576	State:	175	Local:	0		
Sec Cat:	Safety	Awd Date:	2021	Anticipated Fed Cat:	Safety	Payments:	0	0	0	0	0
TIP #:		Let With:		Future Cost:	0	Estimate Total:	1,783				
County:	Jackson	Pavement resurfacing and guardrail replacement from Oak Haven Drive to the south intersection of Rte. 150.				Engineering:	100	115	0	0	0
Route:	MO 7					R/W:	0	0	0	0	0
Job No.:	4S3392					Construction:	0	1,526	0	0	0
Length:	1.03	MPO:	Y			FFOS:	0	0	0	0	0
Fund Cat:	Taking Care Of System			AC-State:	1,313	State:	328	Local:	0		
Sec Cat:	Preventive Maint	Awd Date:	Summer 19	Anticipated Fed Cat:	STBG	Payments:	0	0	0	0	0
TIP #:		Let With:		Future Cost:	0	Estimate Total:	1,741				
County:	Jackson	Pavement resurfacing from the Kansas State line to Manchester Trafficway.				Engineering:	80	200	0	0	0
Route:	IS 70					R/W:	0	0	0	0	0
Job No.:	4I3125					Construction:	0	8,951	0	0	0
Length:	7.68	MPO:	Y			FFOS:	0	0	0	0	0
Fund Cat:	Taking Care Of System			Fed:	8,235	State:	916	Local:	0		
Sec Cat:	Preventive Maint	Awd Date:	Fall 19	Anticipated Fed Cat:	NHPP	Payments:	0	0	0	0	0
TIP #:	690464	Let With:	4I3127	Future Cost:	0	Estimate Total:	9,231				
County:	Jackson	Pavement resurfacing and guardrail from Rte. 7 to Lafayette County line.				Engineering:	65	50	175	0	0
Route:	IS 70					R/W:	0	0	0	0	0
Job No.:	4I3222					Construction:	0	0	6,595	0	0
Length:	8.78	MPO:	Y			FFOS:	0	0	0	0	0
Fund Cat:	Taking Care Of System			Fed:	5,456	State:	1,364	Local:	0		
Sec Cat:	Preventive Maint	Awd Date:	Fall 20	Anticipated Fed Cat:	NHPP	Payments:	0	0	0	0	0
TIP #:	690491	Let With:		Future Cost:	0	Estimate Total:	6,885				
County:	Jackson	Replace twin bridges over Rte. AA and Rte. BB, 4 miles east of Rte. 7 and 3.8 miles west of Rte. F. Project involves twin bridges L0984.				Engineering:	110	100	476	500	0
Route:	IS 70					R/W:	0	0	1	0	0
Job No.:	4I3288					Construction:	0	0	0	7,205	0
Length:	0.06	MPO:	Y			FFOS:	0	0	0	0	0
Fund Cat:	Taking Care Of System			Fed:	7,453	State:	829	Local:	0		
Sec Cat:	Rehab And Reconst	Awd Date:	2022	Anticipated Fed Cat:	NHPP	Payments:	0	0	0	0	0
TIP #:		Let With:		Future Cost:	0	Estimate Total:	8,392				

* Subject to the approval of the Transportation Improvement Program by the governing Metropolitan Planning Organization.



2020-2024 Highway and Bridge Construction Schedule

Transportation Planning

P.O. Box 270
Jefferson City, MO 65102

Construction contingency applied to construction cost in the year the project is awarded.

Three percent project growth factor compounded annually is applied to right-of-way and construction costs in program years 2, 3, 4, and 5.

No inflation is applied to the Funding From Other Sources (FFOS) or Payments.

Engineering includes PE costs, CE costs and R/W incidentals.

						STATE FISCAL YEAR PROJECT BUDGETING					
						Prior Prog.	7/2019- 6/2020	7/2020- 6/2021	7/2021- 6/2022	7/2022- 6/2023	7/2023- 6/2024
County:	Jackson	Corridor improvements to the I-70 corridor from the Downtown loop to the Jackson and Benton curves. Potential Design-Build project.				Engineering:	0	5	5	5	5
Route:	IS 70					R/W:	0	0	0	0	0
Job No.:	413448					Construction:	0	0	0	0	29,263
Length:	3.61	MPO:	Y			FFOS:	0	0	0	0	0
Fund Cat:	Taking Care Of System	Fed:	23,430	State:	5,858	Local:	0				
Sec Cat:	Rehab And Reconst	Awd Date:	2024	Anticipated Fed Cat:	NHPP	Payments:	0	0	0	0	0
TIP #:	Let With:	Future Cost:	0	Estimate Total:	29,288						
County:	Jackson	Pavement resurfacing from Speck Road to Rte. 7.				Engineering:	30	21	125	0	0
Route:	MO 78					R/W:	0	1	0	0	0
Job No.:	4S3251					Construction:	0	0	2,982	0	0
Length:	4.79	MPO:	Y			FFOS:	0	0	0	0	0
Fund Cat:	Taking Care Of System	Fed:	2,504	State:	625	Local:	0				
Sec Cat:	Preventive Maint	Awd Date:	2021	Anticipated Fed Cat:	NHPP	Payments:	0	0	0	0	0
TIP #:	Let With: 4S3258	Future Cost:	0	Estimate Total:	3,159						
County:	Jackson	Pavement resurfacing from Rte. 291 to Belmont Boulevard.				Engineering:	20	11	89	0	0
Route:	MO 78					R/W:	0	1	0	0	0
Job No.:	4S3258					Construction:	0	0	1,042	0	0
Length:	0.26	MPO:	Y			FFOS:	0	0	0	0	0
Fund Cat:	Taking Care Of System	Fed:	915	State:	228	Local:	0				
Sec Cat:	Preventive Maint	Awd Date:	2021	Anticipated Fed Cat:	NHPP	Payments:	0	0	0	0	0
TIP #:	Let With: 4S3251	Future Cost:	0	Estimate Total:	1,163						
County:	Jackson	Bridge replacement over I-670, 0.2 mile east of Broadway Boulevard and 0.3 mile west of Oak Street. Project involves bridge A0817.				Engineering:	5	101	525	0	0
Route:	CST BALTIMORE AVE					R/W:	0	10	0	0	0
Job No.:	4S3380					Construction:	0	0	3,336	0	0
Length:	0.03	MPO:	Y			FFOS:	0	0	0	0	0
Fund Cat:	Taking Care Of System	Fed:	3,178	State:	794	Local:	0				
Sec Cat:	Rehab And Reconst	Awd Date:	2021	Anticipated Fed Cat:	NHPP	Payments:	0	0	0	0	0
TIP #:	Let With:	Future Cost:	0	Estimate Total:	3,977						
County:	Jackson	Bridge replacement at Blue Ridge Boulevard/US 40 in Independence. Project involves bridge L0997.				Engineering:	140	11	100	125	58
Route:	BLVD					R/W:	0	1	0	0	0
Job No.:	413024					Construction:	0	0	0	2,367	0
Length:	0.08	MPO:	Y			FFOS:	0	0	0	0	0
Fund Cat:	Taking Care Of System	Fed:	2,395	State:	267	Local:	0				
Sec Cat:	Rehab And Reconst	Awd Date:	2023	Anticipated Fed Cat:	NHPP	Payments:	0	0	0	0	0
TIP #:	690421	Let With: 413024B	Future Cost:	0	Estimate Total:	2,802					

* Subject to the approval of the Transportation Improvement Program by the governing Metropolitan Planning Organization.



2020-2024 Highway and Bridge Construction Schedule

Transportation Planning

P.O. Box 270
Jefferson City, MO 65102

Construction contingency applied to construction cost in the year the project is awarded.

Three percent project growth factor compounded annually is applied to right-of-way and construction costs in program years 2, 3, 4, and 5.

No inflation is applied to the Funding From Other Sources (FFOS) or Payments.

Engineering includes PE costs, CE costs and R/W incidentals.

Construction contingency applied to construction cost in the year the project is awarded. Three percent project growth factor compounded annually is applied to right-of-way and construction costs in program years 2, 3, 4, and 5. No inflation is applied to the Funding From Other Sources (FFOS) or Payments. Engineering includes PE costs, CE costs and R/W incidentals.							STATE FISCAL YEAR PROJECT BUDGETING						
							Prior Prog.	7/2019- 6/2020	7/2020- 6/2021	7/2021- 6/2022	7/2022- 6/2023	7/2023- 6/2024	
County: Jackson	Modify interchange configuration at Blue Ridge Boulevard/US 40 in Independence.						Engineering:	0	10	275	317	225	0
Route: CST BLUE RIDGE							R/W:	0	0	0	506	0	0
Job No.: 4I3024B							Construction:	0	0	0	0	4,209	0
Length: 0.08	MPO: Y						FFOS:	0	0	0	0	0	0
Fund Cat: Taking Care Of System	Fed: 4,434					State: 1,108	Local: 0	Payments:	0	0	0	0	0
Sec Cat: Rehab And Reconst	Awd Date: 2023	Anticipated Fed Cat: NHPP											
TIP #: 4I3024	Let With: 4I3024	Future Cost: 0					Estimate Total: 5,542						
County: Jackson	Bridge replacement over Rte. 78, 1.1 miles east of I-435 and 0.3 mile west of Arlington Avenue. Project involves bridge L0102.						Engineering:	582	219	0	0	0	0
Route: CST BLUE RIDGE							R/W:	0	200	0	0	0	0
Job No.: 4S3218							Construction:	0	2,821	0	0	0	0
Length: 0.07	MPO: Y						FFOS:	0	0	0	0	0	0
Fund Cat: Taking Care Of System	Fed: 2,592					State: 648	Local: 0	Payments:	0	0	0	0	0
Sec Cat: Rehab And Reconst	Awd Date: Winter 20	Anticipated Fed Cat: NHPP											
TIP #: 4S3218	Let With: 4S3218	Future Cost: 0					Estimate Total: 3,822						
County: Jackson	Improve sight distance at Pink Hill Road.						Engineering:	200	200	0	0	0	0
Route: RT H							R/W:	0	33	0	0	0	0
Job No.: 4P3212							Construction:	0	1,728	0	0	0	0
Length: 0.18	MPO: Y						FFOS:	0	0	0	0	0	0
Fund Cat: Safety	Fed: 1,765					State: 196	Local: 0	Payments:	0	0	0	0	0
Sec Cat: Safety	Awd Date: Winter 20	Anticipated Fed Cat: Safety											
TIP #: 4P3212	Let With: 4P3212	Future Cost: 0					Estimate Total: 2,161						
County: Jackson	Bridge rehabilitation at Hillcrest Drive, 0.3 mile north of I-435 and I-470 interchange and 0.9 mile south of Blue Ridge Boulevard. Project involves bridge A2199.						Engineering:	109	123	0	0	0	0
Route: CST HILLCREST RD							R/W:	0	0	0	0	0	0
Job No.: 4I3221							Construction:	0	1,723	0	0	0	0
Length: 0.06	MPO: Y						FFOS:	0	0	0	0	0	0
Fund Cat: Taking Care Of System	Fed: 0					State: 1,846	Local: 0	Payments:	0	0	0	0	0
Sec Cat: Rehab And Reconst	Awd Date: Summer 19	Anticipated Fed Cat: State											
TIP #: 690484	Let With: 690484	Future Cost: 0					Estimate Total: 1,955						
County: Jackson	Bridge rehabilitation at I-70, 0.2 mile south of Santa Fe and 1.3 miles north of I-35. Project involves bridge A1128.						Engineering:	5	51	124	0	0	0
Route: RP IS35N TO IS70W							R/W:	0	10	0	0	0	0
Job No.: 4I3372							Construction:	0	0	1,643	0	0	0
Length: 0.24	MPO: Y						FFOS:	0	0	0	0	0	0
Fund Cat: Taking Care Of System	Fed: 1,645					State: 183	Local: 0	Payments:	0	0	0	0	0
Sec Cat: Rehab And Reconst	Awd Date: 2021	Anticipated Fed Cat: NHPP											
TIP #: 4I3372	Let With: 4I3372	Future Cost: 0					Estimate Total: 1,833						

* Subject to the approval of the Transportation Improvement Program by the governing Metropolitan Planning Organization.



2020-2024 Highway and Bridge Construction Schedule

Transportation Planning

P.O. Box 270
Jefferson City, MO 65102

Construction contingency applied to construction cost in the year the project is awarded.

Three percent project growth factor compounded annually is applied to right-of-way and construction costs in program years 2, 3, 4, and 5.

No inflation is applied to the Funding From Other Sources (FFOS) or Payments.

Engineering includes PE costs, CE costs and R/W incidentals.

Construction contingency applied to construction cost in the year the project is awarded. Three percent project growth factor compounded annually is applied to right-of-way and construction costs in program years 2, 3, 4, and 5. No inflation is applied to the Funding From Other Sources (FFOS) or Payments. Engineering includes PE costs, CE costs and R/W incidentals.												STATE FISCAL YEAR PROJECT BUDGETING						
												Prior Prog.	7/2019- 6/2020	7/2020- 6/2021	7/2021- 6/2022	7/2022- 6/2023	7/2023- 6/2024	
County: Jackson	Bridge demolition at I-70 over Truman Road in Kansas City. Project involves bridge											Engineering:	2	1	1	10	23	0
Route: PVT OVERPASS	A0295.											R/W:	0	0	0	0	0	0
Job No.: 4I3170B												Construction:	0	0	0	0	397	0
Length: 0.04	MPO: Y											FFOS:	0	0	0	0	0	0
Fund Cat: Taking Care Of System	Fed: 346 State: 86 Local: 0										Payments:	0	0	0	0	0	0	
Sec Cat: Systems Operations	Awd Date: 2023	Anticipated Fed Cat: NHPP																
TIP #: 690501	Let With:	Future Cost: 0 Estimate Total: 434																
County: Jackson	Bridge rehabilitation over I-70, 0.7 mile east of Paseo and 0.4 mile west of Benton											Engineering:	50	25	25	100	300	0
Route: CST PROSPECT	Boulevard. Project involves bridge A0291.											R/W:	0	0	0	106	0	0
Job No.: 4S3374												Construction:	0	0	0	0	8,061	0
Length: 0.08	MPO: Y											FFOS:	0	0	0	0	0	0
Fund Cat: Taking Care Of System	Fed: 6,894 State: 1,723 Local: 0										Payments:	0	0	0	0	0	0	
Sec Cat: Rehab And Reconst	Awd Date: 2023	Anticipated Fed Cat: NHPP																
TIP #:	Let With:	Future Cost: 0 Estimate Total: 8,667																
County: Jackson	Pavement resurfacing from SE Oldham Parkway to Park Road.											Engineering:	5	37	0	0	0	0
Route: RT RA												R/W:	0	0	0	0	0	0
Job No.: 4S3356												Construction:	0	249	0	0	0	0
Length: 1.32	MPO: Y											FFOS:	0	0	0	0	0	0
Fund Cat: Taking Care Of System	AC-State: 229 State: 57 Local: 0										Payments:	0	0	0	0	0	0	
Sec Cat: Low Type Resurfacing	Awd Date: Winter 20	Anticipated Fed Cat: STBG																
TIP #:	Let With:	Future Cost: 0 Estimate Total: 291																
County: Jackson	Replace signs to show US 24 alternate truck routing and transferring ownership of											Engineering:	302	25	75	0	0	0
Route: Rte. 24	Independence Avenue (Rte. 24) to the city of Kansas City from the edge of MoDOT right											R/W:	0	0	0	0	0	0
Job No.: 4I3233	of way at Ewing Avenue to Potter Avenue.											Construction:	0	0	4,711	0	0	0
Length: 0.00	MPO: Y											FFOS:	0	0	0	0	0	0
Fund Cat: Taking Care Of System	Fed: 0 State: 4,811 Local: 0										Payments:	0	0	0	0	0	0	
Sec Cat: Systems Operations	Awd Date: Summer 20	Anticipated Fed Cat: State																
TIP #:	Let With:	Future Cost: 0 Estimate Total: 5,113																
County: Jackson	Rebuild pavement from Bannister Road to Blue River Road.											Engineering:	20	15	150	0	0	0
Route: CST S HICKMAN												R/W:	0	0	0	0	0	0
Job No.: 4S3282												Construction:	0	0	2,176	0	0	0
Length: 1.26	MPO: Y											FFOS:	0	0	0	0	0	0
Fund Cat: Taking Care Of System	AC-State: 1,873 State: 468 Local: 0										Payments:	0	0	0	0	0	0	
Sec Cat: Thin Lift Overlay	Awd Date: 2021	Anticipated Fed Cat: STBG																
TIP #:	Let With:	Future Cost: 0 Estimate Total: 2,361																

* Subject to the approval of the Transportation Improvement Program by the governing Metropolitan Planning Organization.

Jun-13-2019

Section 4 - 16

District Kansas City

TMA

Dollars in Thousands



2020-2024 Highway and Bridge Construction Schedule

Transportation Planning

P.O. Box 270
Jefferson City, MO 65102

Construction contingency applied to construction cost in the year the project is awarded.

Three percent project growth factor compounded annually is applied to right-of-way and construction costs in program years 2, 3, 4, and 5.

No inflation is applied to the Funding From Other Sources (FFOS) or Payments.

Engineering includes PE costs, CE costs and R/W incidentals.

Construction contingency applied to construction cost in the year the project is awarded. Three percent project growth factor compounded annually is applied to right-of-way and construction costs in program years 2, 3, 4, and 5. No inflation is applied to the Funding From Other Sources (FFOS) or Payments. Engineering includes PE costs, CE costs and R/W incidentals.										STATE FISCAL YEAR PROJECT BUDGETING					
										Prior Prog.	7/2019- 6/2020	7/2020- 6/2021	7/2021- 6/2022	7/2022- 6/2023	7/2023- 6/2024
County: Jackson Route: Various Job No.: 4P3214C Length: 0.00 MPO: Y Fund Cat: Taking Care Of System Sec Cat: Systems Operations TIP #: Let With:	Signal upgrades to add flashing yellow arrows to portions of Rte. 24, Rte. 40 and Rte. 78 in the urban Kansas City area.				AC-State: 622 State: 155 Local: 0	Engineering: 5 R/W: 0 Construction: 0 FFOS: 0 Payments: 0	55 0 722 0 0	0 0 0 0 0	0 0 0 0 0	0 0 0 0 0					
County: Jackson Route: Various Job No.: 4P3268 Length: 0.00 MPO: Y Fund Cat: Taking Care Of System Sec Cat: N- Ada Trans TIP #: Let With:	Upgrade pedestrian facilities to comply with the ADA Transition Plan at various locations in the urban Kansas City district. Potential Design-Build project. \$8,459,000 Statewide Transportation Alternatives funds.				AC-State: 9,262 State: 2,315 Local: 0	Engineering: 20 R/W: 0 Construction: 0 FFOS: 0 Payments: 0	15 20 0 10 0	651 0 10,891 8,449 0	0 0 0 0 0	0 0 0 0 0					
County: Jackson Route: Various Job No.: 4P3295B Length: 0.00 MPO: Y Fund Cat: Safety (Statewide) Sec Cat: Safety TIP #: Let With:	Add Wrong Way, Do Not Enter and One Way Signing to various ramp locations, not including I-70 and I-29.				Fed: 524 State: 59 Local: 0	Engineering: 5 R/W: 0 Construction: 0 FFOS: 0 Payments: 0	57 0 526 0 0	0 0 0 0 0	0 0 0 0 0	0 0 0 0 0					
County: Platte Route: MO 152 Job No.: 4S3247 Length: 5.91 MPO: Y Fund Cat: Taking Care Of System Sec Cat: Preventive Maint TIP #: Let With:	Pavement resurfacing from Rte. N to the east side of I-29.				Fed: 4,082 State: 1,020 Local: 0	Engineering: 23 R/W: 0 Construction: 0 FFOS: 0 Payments: 0	20 0 0 0 0	25 0 0 0 0	125 0 4,932 0 0	0 0 0 0 0					
County: Platte Route: MO 273 Job No.: 4I3197 Length: 0.37 MPO: Y Fund Cat: Taking Care Of System Sec Cat: Rehab And Reconst TIP #: Let With:	Bridge replacement over I-29 in Tracy. Project involves bridge A0108.				Fed: 2,508 State: 627 Local: 0	Engineering: 587 R/W: 0 Construction: 0 FFOS: 0 Payments: 0	218 20 2,897 0 0	0 0 0 0 0	0 0 0 0 0	0 0 0 0 0					

* Subject to the approval of the Transportation Improvement Program by the governing Metropolitan Planning Organization.

Jun-13-2019

Section 4 - 17

District Kansas City

TMA

Dollars in Thousands



2020-2024 Highway and Bridge Construction Schedule

Transportation Planning

P.O. Box 270
Jefferson City, MO 65102

Construction contingency applied to construction cost in the year the project is awarded.

Three percent project growth factor compounded annually is applied to right-of-way and construction costs in program years 2, 3, 4, and 5.

No inflation is applied to the Funding From Other Sources (FFOS) or Payments.

Engineering includes PE costs, CE costs and R/W incidentals.

Construction contingency applied to construction cost in the year the project is awarded. Three percent project growth factor compounded annually is applied to right-of-way and construction costs in program years 2, 3, 4, and 5. No inflation is applied to the Funding From Other Sources (FFOS) or Payments. Engineering includes PE costs, CE costs and R/W incidentals.							STATE FISCAL YEAR PROJECT BUDGETING					
							Prior Prog.	7/2019- 6/2020	7/2020- 6/2021	7/2021- 6/2022	7/2022- 6/2023	7/2023- 6/2024
County: Platte Route: IS 29 Job No.: 413216 Length: 10.10 MPO: Y Fund Cat: Taking Care Of System Sec Cat: Low Type Resurfacing Awd Date: 2021 Anticipated Fed Cat: NHPP TIP #: 490157 Let With: Future Cost: 0 Estimate Total: 8,116	Pavement resurfacing from Platte County line to Rte. 273.						Engineering: 60	50	125	0	0	0
							R/W: 0	0	0	0	0	0
							Construction: 0	0	7,881	0	0	0
							FFOS: 0	0	0	0	0	0
							Payments: 0	0	0	0	0	0
County: Platte Route: IS 29 Job No.: 413291 Length: 0.04 MPO: Y Fund Cat: Taking Care Of System Sec Cat: Rehab And Reconst Awd Date: 2021 Anticipated Fed Cat: NHFP TIP #: Let With: 413297 Future Cost: 0 Estimate Total: 4,666	Bridge replacement over 56th Street, 1.8 miles west of Rte. 169 near Riverside. Project involves twin bridges A1669.						Engineering: 310	286	380	0	0	0
							R/W: 0	10	0	0	0	0
							Construction: 0	0	3,680	0	0	0
							FFOS: 0	0	0	0	0	0
							Payments: 0	0	0	0	0	0
County: Platte Route: IS 29 Job No.: 413297 Length: 0.06 MPO: Y Fund Cat: Taking Care Of System Sec Cat: Rehab And Reconst Awd Date: 2021 Anticipated Fed Cat: NHFP TIP #: Let With: 413291 Future Cost: 0 Estimate Total: 5,265	Bridge replacement over Rte. AA, 0.8 mile west of Rte. 169 near Northmoor. Project involves bridge L0690.						Engineering: 520	502	523	0	0	0
							R/W: 0	10	0	0	0	0
							Construction: 0	0	3,710	0	0	0
							FFOS: 0	0	0	0	0	0
							Payments: 0	0	0	0	0	0
County: Platte Route: IS 435 Job No.: 413333 Length: 11.58 MPO: Y Fund Cat: Taking Care Of System Sec Cat: Thin Lift Overlay Awd Date: 2022 Anticipated Fed Cat: NHPP TIP #: Let With: Future Cost: 0 Estimate Total: 5,698	Pavement resurfacing from Platte County line to I-29.						Engineering: 5	25	40	125	0	0
							R/W: 0	0	0	0	0	0
							Construction: 0	0	0	5,503	0	0
							FFOS: 0	0	0	0	0	0
							Payments: 0	0	0	0	0	0
County: Platte Route: MO 45 Job No.: 413086 Length: 1.44 MPO: Y Fund Cat: Flexible & Other Sec Cat: Rehab And Reconst Awd Date: N/A Anticipated Fed Cat: NHPP TIP #: 490134 Let With: Future Cost: 0 Estimate Total: 1,746	Payment to Kansas City for interchange and outer road realignment at I-29.						Engineering: 245	1	0	0	0	0
							R/W: 0	0	0	0	0	0
							Construction: 0	1,500	0	0	0	0
							FFOS: 0	0	0	0	0	0
							Payments: 0	0	0	0	0	0

* Subject to the approval of the Transportation Improvement Program by the governing Metropolitan Planning Organization.

Jun-13-2019

Section 4 - 18

District Kansas City

TMA

Dollars in Thousands



2020-2024 Highway and Bridge Construction Schedule

Transportation Planning

P.O. Box 270
Jefferson City, MO 65102

Construction contingency applied to construction cost in the year the project is awarded.

Three percent project growth factor compounded annually is applied to right-of-way and construction costs in program years 2, 3, 4, and 5.

No inflation is applied to the Funding From Other Sources (FFOS) or Payments.

Engineering includes PE costs, CE costs and R/W incidentals.

Construction contingency applied to construction cost in the year the project is awarded. Three percent project growth factor compounded annually is applied to right-of-way and construction costs in program years 2, 3, 4, and 5. No inflation is applied to the Funding From Other Sources (FFOS) or Payments. Engineering includes PE costs, CE costs and R/W incidentals.													STATE FISCAL YEAR PROJECT BUDGETING						
													Prior Prog.	7/2019- 6/2020	7/2020- 6/2021	7/2021- 6/2022	7/2022- 6/2023	7/2023- 6/2024	
County: Platte	Pavement resurfacing from Moores Ferry Road to east of I-435.												Engineering:	5	5	5	49	0	0
Route: MO 45													R/W:	0	0	0	0	0	0
Job No.: 4P3344													Construction:	0	0	0	675	0	0
Length: 2.55	MPO: Y												FFOS:	0	0	0	0	0	0
Fund Cat: Taking Care Of System	Fed: 587 State: 147 Local: 0												Payments:	0	0	0	0	0	0
Sec Cat: Thin Lift Overlay	Awd Date: 2022 Anticipated Fed Cat: NHPP																		
TIP #:	Let With: Future Cost: 0 Estimate Total: 739																		
County: Platte	Pavement resurfacing from Rte. 92 to Rte. 45.												Engineering:	60	125	150	0	0	0
Route: SP 45													R/W:	0	0	0	0	0	0
Job No.: 4S3278													Construction:	0	0	5,060	0	0	0
Length: 2.35	MPO: Y												FFOS:	0	0	0	0	0	0
Fund Cat: Taking Care Of System	AC-State: 4,268 State: 1,067 Local: 0												Payments:	0	0	0	0	0	0
Sec Cat: Low Type Resurfacing	Awd Date: 2021 Anticipated Fed Cat: STBG																		
TIP #:	Let With: 4P3275 Future Cost: 0 Estimate Total: 5,395																		
County: Platte	Pavement resurfacing from I-29 to the Kansas State line.												Engineering:	5	40	40	125	0	0
Route: IS 635													R/W:	0	0	0	0	0	0
Job No.: 4I3331													Construction:	0	0	0	3,776	0	0
Length: 3.69	MPO: Y												FFOS:	0	0	0	0	0	0
Fund Cat: Taking Care Of System	Fed: 3,582 State: 399 Local: 0												Payments:	0	0	0	0	0	0
Sec Cat: Thin Lift Overlay	Awd Date: 2022 Anticipated Fed Cat: NHPP																		
TIP #:	Let With: Future Cost: 0 Estimate Total: 3,986																		
County: Platte	Pavement resurfacing from Klammer Road to North Denver Avenue.												Engineering:	20	105	100	0	0	0
Route: US 69													R/W:	0	20	0	0	0	0
Job No.: 4S3280													Construction:	0	0	2,971	0	0	0
Length: 5.12	MPO: Y												FFOS:	0	0	0	0	0	0
Fund Cat: Taking Care Of System	AC-State: 2,557 State: 639 Local: 0												Payments:	0	0	0	0	0	0
Sec Cat: Thin Lift Overlay	Awd Date: 2021 Anticipated Fed Cat: STBG																		
TIP #:	Let With: 4S3281 Future Cost: 0 Estimate Total: 3,216																		
County: Platte	Signalizing intersection and improving geometrics at Mattox Road and Rte. 9 in Riverside. \$711,000 STBG-Urban and \$150,000 city of Riverside funds.												Engineering:	326	95	0	0	0	0
Route: MO 9													R/W:	10	0	0	0	0	0
Job No.: 4S3202													Construction:	0	1,496	0	0	0	0
Length: 0.35	MPO: Y												FFOS:	0	861	0	0	0	0
Fund Cat: Taking Care Of System	AC-State: 1,273 State: 168 Local: 150												Payments:	0	0	0	0	0	0
Sec Cat: Systems Operations	Awd Date: Winter 20 Anticipated Fed Cat: STBG																		
TIP #:	Let With: Future Cost: 0 Estimate Total: 1,927																		

* Subject to the approval of the Transportation Improvement Program by the governing Metropolitan Planning Organization.



2020-2024 Highway and Bridge Construction Schedule

Transportation Planning

P.O. Box 270
Jefferson City, MO 65102

Construction contingency applied to construction cost in the year the project is awarded.

Three percent project growth factor compounded annually is applied to right-of-way and construction costs in program years 2, 3, 4, and 5.

No inflation is applied to the Funding From Other Sources (FFOS) or Payments.

Engineering includes PE costs, CE costs and R/W incidentals.

Construction contingency applied to construction cost in the year the project is awarded. Three percent project growth factor compounded annually is applied to right-of-way and construction costs in program years 2, 3, 4, and 5. No inflation is applied to the Funding From Other Sources (FFOS) or Payments. Engineering includes PE costs, CE costs and R/W incidentals.												STATE FISCAL YEAR PROJECT BUDGETING						
												Prior Prog.	7/2019- 6/2020	7/2020- 6/2021	7/2021- 6/2022	7/2022- 6/2023	7/2023- 6/2024	
County: Platte	Pavement resurfacing from Rte. FF to Rte. 45.											Engineering:	127	77	0	0	0	0
Route: MO 9												R/W:	0	24	0	0	0	0
Job No.: 4S3223												Construction:	0	762	0	0	0	0
Length: 1.51	MPO: Y											FFOS:	0	0	0	0	0	
Fund Cat: Taking Care Of System	Fed: 0 State: 863 Local: 0										Payments:	0	0	0	0	0	0	
Sec Cat: Low Type Resurfacing	Awd Date: Winter 20	Anticipated Fed Cat: State																
TIP #: 	Let With: 	Future Cost: 0 Estimate Total: 990																
County: Platte	Pavement resurfacing from Mattox Road to I-635 in Riverside.											Engineering:	20	20	156	0	0	0
Route: MO 9												R/W:	0	0	0	0	0	0
Job No.: 4S3252												Construction:	0	0	2,188	0	0	0
Length: 1.32	MPO: Y											FFOS:	0	0	0	0	0	0
Fund Cat: Taking Care Of System	AC-State: 1,891 State: 473 Local: 0										Payments:	0	0	0	0	0	0	
Sec Cat: Thin Lift Overlay	Awd Date: 2021	Anticipated Fed Cat: STBG																
TIP #: 	Let With: 4S3261	Future Cost: 0 Estimate Total: 2,384																
County: Platte	Pavement resurfacing from NW Barry Road to Rte. 45.											Engineering:	20	102	0	0	0	0
Route: MO 9												R/W:	0	0	0	0	0	0
Job No.: 4S3254												Construction:	0	1,416	0	0	0	0
Length: 3.06	MPO: Y											FFOS:	0	0	0	0	0	0
Fund Cat: Taking Care Of System	AC-State: 1,215 State: 303 Local: 0										Payments:	0	0	0	0	0	0	
Sec Cat: Thin Lift Overlay	Awd Date: Winter 20	Anticipated Fed Cat: STBG																
TIP #: 	Let With: 4S3336	Future Cost: 0 Estimate Total: 1,538																
County: Platte	Pavement resurfacing, pavement repair and guardrail repair from I-635 to Northwest Briarcliff Parkway ramps.											Engineering:	20	112	0	0	0	0
Route: MO 9												R/W:	0	0	0	0	0	0
Job No.: 4S3257												Construction:	0	1,199	0	0	0	0
Length: 1.25	MPO: Y											FFOS:	0	0	0	0	0	0
Fund Cat: Taking Care Of System	Fed: 1,049 State: 262 Local: 0										Payments:	0	0	0	0	0	0	
Sec Cat: Thin Lift Overlay	Awd Date: Winter 20	Anticipated Fed Cat: NHPP																
TIP #: 	Let With: 4S3259	Future Cost: 0 Estimate Total: 1,331																
County: Platte	Replace or modify existing drainage structures on Tullison Road from Riverway to Northwest Plaza Road.											Engineering:	0	2	12	0	0	0
Route: OR 9												R/W:	0	5	0	0	0	0
Job No.: 4S3257B												Construction:	0	0	158	0	0	0
Length: 0.17	MPO: Y											FFOS:	0	0	0	0	0	0
Fund Cat: Taking Care Of System	AC-State: 142 State: 35 Local: 0										Payments:	0	0	0	0	0	0	
Sec Cat: Thin Lift Overlay	Awd Date: 2021	Anticipated Fed Cat: STBG																
TIP #: 	Let With: 	Future Cost: 0 Estimate Total: 177																

* Subject to the approval of the Transportation Improvement Program by the governing Metropolitan Planning Organization.

Jun-13-2019

Section 4 - 20

District Kansas City

TMA

Dollars in Thousands



2020-2024 Highway and Bridge Construction Schedule

Transportation Planning

P.O. Box 270
Jefferson City, MO 65102

Construction contingency applied to construction cost in the year the project is awarded.

Three percent project growth factor compounded annually is applied to right-of-way and construction costs in program years 2, 3, 4, and 5.

No inflation is applied to the Funding From Other Sources (FFOS) or Payments.

Engineering includes PE costs, CE costs and R/W incidentals.

Construction contingency applied to construction cost in the year the project is awarded. Three percent project growth factor compounded annually is applied to right-of-way and construction costs in program years 2, 3, 4, and 5. No inflation is applied to the Funding From Other Sources (FFOS) or Payments. Engineering includes PE costs, CE costs and R/W incidentals.										STATE FISCAL YEAR PROJECT BUDGETING					
										Prior Prog.	7/2019- 6/2020	7/2020- 6/2021	7/2021- 6/2022	7/2022- 6/2023	7/2023- 6/2024
County: Platte Route: MO 9 Job No.: 4S3261 Length: 2.11 MPO: Y Fund Cat: Taking Care Of System															

* Subject to the approval of the Transportation Improvement Program by the governing Metropolitan Planning Organization.



2020-2024 Highway and Bridge Construction Schedule

Transportation Planning

P.O. Box 270
Jefferson City, MO 65102

Construction contingency applied to construction cost in the year the project is awarded.

Three percent project growth factor compounded annually is applied to right-of-way and construction costs in program years 2, 3, 4, and 5.

No inflation is applied to the Funding From Other Sources (FFOS) or Payments.

Engineering includes PE costs, CE costs and R/W incidentals.

Construction contingency applied to construction cost in the year the project is awarded. Three percent project growth factor compounded annually is applied to right-of-way and construction costs in program years 2, 3, 4, and 5. No inflation is applied to the Funding From Other Sources (FFOS) or Payments. Engineering includes PE costs, CE costs and R/W incidentals.							STATE FISCAL YEAR PROJECT BUDGETING						
							Prior Prog.	7/2019- 6/2020	7/2020- 6/2021	7/2021- 6/2022	7/2022- 6/2023	7/2023- 6/2024	
County: Platte Route: MO 92 Job No.: 4P3329 Length: 0.20 MPO: Y Fund Cat: Taking Care Of System Sec Cat: Rehab And Reconst Awd Date: N/A Anticipated Fed Cat: NHPP TIP #: Let With: Future Cost: 0 Estimate Total: 4,005	Payment to KDOT for bridge rehabilitation at Leavenworth (Missouri River bridge on Rte. 92). Project involves twin bridges K0941.						Engineering:	1	1	1	1	1	0
							R/W:	0	0	0	0	0	0
							Construction:	0	0	0	0	4,000	0
							FFOS:	0	0	0	0	0	0
							Payments:	0	0	0	0	0	0
County: Platte Route: MO 92 Job No.: 4P3393 Length: 0.20 MPO: Y Fund Cat: Taking Care Of System Sec Cat: Rehab And Reconst Awd Date: N/A Anticipated Fed Cat: NHPP TIP #: Let With: Future Cost: 0 Estimate Total: 252	Payment to KDOT for short-term deck and lighting repair at Centennial Bridge at Leavenworth (Missouri River bridge on Rte. 92). Project involves twin bridges K0941.						Engineering:	0	1	1	0	0	0
							R/W:	0	0	0	0	0	0
							Construction:	0	0	250	0	0	0
							FFOS:	0	0	0	0	0	0
							Payments:	0	0	0	0	0	0
County: Platte Route: RT D Job No.: 4S3294 Length: 6.47 MPO: Y Fund Cat: Taking Care Of System Sec Cat: Systems Operations Awd Date: Spring 20 Anticipated Fed Cat: C.M.A.Q. TIP #: Let With: Future Cost: 0 Estimate Total: 1,029	Signal coordination at various locations on Rte. 12, Rte. 92 and Rte. D. \$615,000 Congestion Mitigation and Air Quality Improvement Program (CMAQ) Funds.						Engineering:	25	85	0	0	0	0
							R/W:	0	1	0	0	0	0
							Construction:	0	918	0	0	0	0
							FFOS:	0	615	0	0	0	0
							Payments:	0	0	0	0	0	0
County: Platte Route: RT FF Job No.: 4S3290 Length: 0.02 MPO: Y Fund Cat: Taking Care Of System Sec Cat: Rehab And Reconst Awd Date: 2021 Anticipated Fed Cat: NHPP TIP #: Let With: Future Cost: 0 Estimate Total: 788	Bridge replacement 2.1 miles west of Rte. 9 in Parkville and 0.1 mile east of Union Chapel Road. Project involves bridge A0533.						Engineering:	29	31	83	0	0	0
							R/W:	0	1	0	0	0	0
							Construction:	0	0	644	0	0	0
							FFOS:	0	0	0	0	0	0
							Payments:	0	0	0	0	0	0
County: Platte Route: RT H Job No.: 4S3368 Length: 10.36 MPO: Y Fund Cat: Taking Care Of System Sec Cat: Low Type Resurfacing Awd Date: Fall 19 Anticipated Fed Cat: STBG TIP #: Let With: 4P3355, 4S3363, 4S3358, 4S3354, 4S3370, 4S3371 Future Cost: 0 Estimate Total: 907	Pavement resurfacing from Rte. 371 in Dearborn to Rte. 45 in Weston.						Engineering:	5	75	0	0	0	0
							R/W:	0	0	0	0	0	0
							Construction:	0	827	0	0	0	0
							FFOS:	0	0	0	0	0	0
							Payments:	0	0	0	0	0	0

* Subject to the approval of the Transportation Improvement Program by the governing Metropolitan Planning Organization.



2020-2024 Highway and Bridge Construction Schedule

Transportation Planning

P.O. Box 270
Jefferson City, MO 65102

Construction contingency applied to construction cost in the year the project is awarded.

Three percent project growth factor compounded annually is applied to right-of-way and construction costs in program years 2, 3, 4, and 5.

No inflation is applied to the Funding From Other Sources (FFOS) or Payments.

Engineering includes PE costs, CE costs and R/W incidentals.

Construction contingency applied to construction cost in the year the project is awarded. Three percent project growth factor compounded annually is applied to right-of-way and construction costs in program years 2, 3, 4, and 5. No inflation is applied to the Funding From Other Sources (FFOS) or Payments. Engineering includes PE costs, CE costs and R/W incidentals.							STATE FISCAL YEAR PROJECT BUDGETING						
							Prior Prog.	7/2019- 6/2020	7/2020- 6/2021	7/2021- 6/2022	7/2022- 6/2023	7/2023- 6/2024	
County: Platte	Pavement resurfacing from Rte. 371 to I-29 near Dearborn.						Engineering:	5	13	0	0	0	0
Route: RT H							R/W:	0	1	0	0	0	0
Job No.: 4S3370							Construction:	0	133	0	0	0	0
Length: 0.84	MPO: Y						FFOS:	0	0	0	0	0	0
Fund Cat: Taking Care Of System	AC-State: 117	State: 30	Local: 0				Payments:	0	0	0	0	0	0
Sec Cat: Thin Lift Overlay	Awd Date: Fall 19	Anticipated Fed Cat: STBG											
TIP #: 4P3355, 4S3363, 4S3358, 4S3354, 4S3371, 4S3368	Let With: 4S3368	Future Cost: 0					Estimate Total: 152						
County: Platte	Pavement resurfacing from Rock Street to Rte. 45 in Weston.						Engineering:	5	48	0	0	0	0
Route: RT JJ							R/W:	0	1	0	0	0	0
Job No.: 4S3358							Construction:	0	392	0	0	0	0
Length: 2.11	MPO: Y						FFOS:	0	0	0	0	0	0
Fund Cat: Taking Care Of System	AC-State: 354	State: 87	Local: 0				Payments:	0	0	0	0	0	0
Sec Cat: Low Type Resurfacing	Awd Date: Fall 19	Anticipated Fed Cat: STBG											
TIP #: 4P3355, 4S3363, 4S3354, 4S3370, 4S3371, 4S3368	Let With: 4S3368	Future Cost: 0					Estimate Total: 446						
County: Platte	Pavement resurfacing from Rte. 45 to Rte. 152 in Kansas City.						Engineering:	5	46	0	0	0	0
Route: RT K							R/W:	0	0	0	0	0	0
Job No.: 4P3355							Construction:	0	374	0	0	0	0
Length: 1.98	MPO: Y						FFOS:	0	0	0	0	0	0
Fund Cat: Taking Care Of System	AC-State: 336	State: 84	Local: 0				Payments:	0	0	0	0	0	0
Sec Cat: Low Type Resurfacing	Awd Date: Fall 19	Anticipated Fed Cat: STBG											
TIP #: 4S3363, 4S3358, 4S3354, 4S3370, 4S3371, 4S3368	Let With: 4S3368	Future Cost: 0					Estimate Total: 425						
County: Platte	Pavement resurfacing from Rte. H to Rte. 45 in Weston.						Engineering:	5	56	0	0	0	0
Route: RT P							R/W:	0	1	0	0	0	0
Job No.: 4S3371							Construction:	0	605	0	0	0	0
Length: 7.25	MPO: Y						FFOS:	0	0	0	0	0	0
Fund Cat: Taking Care Of System	AC-State: 530	State: 132	Local: 0				Payments:	0	0	0	0	0	0
Sec Cat: Low Type Resurfacing	Awd Date: Fall 19	Anticipated Fed Cat: STBG											
TIP #: 4S3363, 4P3355, 4S3358, 4S3354, 4S3370, 4S3368	Let With: 4S3368	Future Cost: 0					Estimate Total: 667						
County: Platte	Pavement resurfacing from Rte. 9 to south of 56th Street.						Engineering:	5	61	0	0	0	0
Route: CST PRAIRIE VIEW RD							R/W:	0	1	0	0	0	0
Job No.: 4S3336							Construction:	0	619	0	0	0	0
Length: 4.36	MPO: Y						FFOS:	0	0	0	0	0	0
Fund Cat: Taking Care Of System	AC-State: 545	State: 136	Local: 0				Payments:	0	0	0	0	0	0
Sec Cat: Thin Lift Overlay	Awd Date: Winter 20	Anticipated Fed Cat: STBG											
TIP #: 4S3254	Let With: 4S3254	Future Cost: 0					Estimate Total: 686						

* Subject to the approval of the Transportation Improvement Program by the governing Metropolitan Planning Organization.



2020-2024 Highway and Bridge Construction Schedule

Transportation Planning

P.O. Box 270
Jefferson City, MO 65102

Construction contingency applied to construction cost in the year the project is awarded.

Three percent project growth factor compounded annually is applied to right-of-way and construction costs in program years 2, 3, 4, and 5.

No inflation is applied to the Funding From Other Sources (FFOS) or Payments.

Engineering includes PE costs, CE costs and R/W incidentals.

Construction contingency applied to construction cost in the year the project is awarded. Three percent project growth factor compounded annually is applied to right-of-way and construction costs in program years 2, 3, 4, and 5. No inflation is applied to the Funding From Other Sources (FFOS) or Payments. Engineering includes PE costs, CE costs and R/W incidentals.												STATE FISCAL YEAR PROJECT BUDGETING					
												Prior Prog.	7/2019- 6/2020	7/2020- 6/2021	7/2021- 6/2022	7/2022- 6/2023	7/2023- 6/2024
County: Platte Pavement resurfacing from Rte. 371 to I-29. Route: RT U Job No.: 4S3354 Length: 0.92 MPO: Y Fund Cat: Taking Care Of System AC-State: 143 State: 35 Local: 0 Sec Cat: Low Type Resurfacing Awd Date: Fall 19 Anticipated Fed Cat: STBG TIP #: Let With: 4S3363, 4P3355, 4S3358, 4S3371, 4S3370, 4S3368 Future Cost: 0 Estimate Total: 183						Engineering:	5	31	0	0	0	0					
						R/W:	0	1	0	0	0	0					
						Construction:	0	146	0	0	0	0					
						FFOS:	0	0	0	0	0	0					
						Payments:	0	0	0	0	0	0					
County: Platte Pavement resurfacing from Buchanan County line to Rte. Z in Dearborn. Route: RT Y Job No.: 4S3363 Length: 0.80 MPO: Y Fund Cat: Taking Care Of System AC-State: 145 State: 36 Local: 0 Sec Cat: Low Type Resurfacing Awd Date: Fall 19 Anticipated Fed Cat: STBG TIP #: Let With: 4P3355, 4S3358, 4S3354, 4S3371, 4S3370, 4S3368 Future Cost: 0 Estimate Total: 186						Engineering:	5	21	0	0	0	0					
						R/W:	0	0	0	0	0	0					
						Construction:	0	160	0	0	0	0					
						FFOS:	0	0	0	0	0	0					
						Payments:	0	0	0	0	0	0					
County: Various Job Order Contracting for asphalt pavement repair at various interstate locations in the urban Kansas City District. Route: Various Job No.: 0I3006F Length: 0.00 MPO: Y Fund Cat: Statewide Interstate And Major Bridge AC-State: 913 State: 102 Local: 0 Sec Cat: Preventive Maint Awd Date: Spring 20 Anticipated Fed Cat: NHPP TIP #: Let With: Future Cost: 0 Estimate Total: 1,015						Engineering:	0	15	0	0	0	0					
						R/W:	0	0	0	0	0	0					
						Construction:	0	1,000	0	0	0	0					
						FFOS:	0	0	0	0	0	0					
						Payments:	0	0	0	0	0	0					
County: Various Job Order Contracting for concrete pavement repair at various interstate locations in the urban Kansas City District. Route: Various Job No.: 0I3006G Length: 0.00 MPO: Y Fund Cat: Statewide Interstate And Major Bridge AC-State: 913 State: 102 Local: 0 Sec Cat: Preventive Maint Awd Date: Spring 20 Anticipated Fed Cat: NHPP TIP #: Let With: Future Cost: 0 Estimate Total: 1,015						Engineering:	0	15	0	0	0	0					
						R/W:	0	0	0	0	0	0					
						Construction:	0	1,000	0	0	0	0					
						FFOS:	0	0	0	0	0	0					
						Payments:	0	0	0	0	0	0					
County: Various Job Order Contracting for asphalt pavement repair at various interstate locations in the urban Kansas City District. Route: Various Job No.: 0I3007F Length: 0.00 MPO: Y Fund Cat: Statewide Interstate And Major Bridge AC-State: 940 State: 105 Local: 0 Sec Cat: Preventive Maint Awd Date: 2021 Anticipated Fed Cat: NHPP TIP #: Let With: Future Cost: 0 Estimate Total: 1,045						Engineering:	0	0	15	0	0	0					
						R/W:	0	0	0	0	0	0					
						Construction:	0	0	1,030	0	0	0					
						FFOS:	0	0	0	0	0	0					
						Payments:	0	0	0	0	0	0					

* Subject to the approval of the Transportation Improvement Program by the governing Metropolitan Planning Organization.

Jun-13-2019

Section 4 - 24

District Kansas City

TMA

Dollars in Thousands



2020-2024 Highway and Bridge Construction Schedule

Transportation Planning

P.O. Box 270
Jefferson City, MO 65102

Construction contingency applied to construction cost in the year the project is awarded.

Three percent project growth factor compounded annually is applied to right-of-way and construction costs in program years 2, 3, 4, and 5.

No inflation is applied to the Funding From Other Sources (FFOS) or Payments.

Engineering includes PE costs, CE costs and R/W incidentals.

						STATE FISCAL YEAR PROJECT BUDGETING					
						Prior Prog.	7/2019-6/2020	7/2020-6/2021	7/2021-6/2022	7/2022-6/2023	7/2023-6/2024
County: Various	Job Order Contracting for concrete pavement repair at various interstate locations in the	Engineering:	0	0	15	0	0	0	0	0	0
Route: Various	urban Kansas City District.	R/W:	0	0	0	0	0	0	0	0	0
Job No.: 013007G		Construction:	0	0	1,030	0	0	0	0	0	0
Length: 0.00	MPO: Y	FFOS:	0	0	0	0	0	0	0	0	0
Fund Cat: Statewide Interstate And Major Bridge	AC-State: 940 State: 105 Local: 0	Payments:	0	0	0	0	0	0	0	0	0
Sec Cat: Preventive Maint	Awd Date: 2021 Anticipated Fed Cat: NHPP										
TIP #: Let With:	Future Cost: 0 Estimate Total: 1,045										
County: Various	Job Order Contracting for guard cable and guardrail repair at various locations in the	Engineering:	10	5	5	5	0	0	0	0	0
Route: Various	urban Kansas City District.	R/W:	0	0	0	0	0	0	0	0	0
Job No.: 413011		Construction:	0	0	0	3,756	0	0	0	0	0
Length: 0.00	MPO: Y	FFOS:	0	0	0	0	0	0	0	0	0
Fund Cat: Taking Care Of System	AC-State: 3,017 State: 754 Local: 0	Payments:	0	0	0	0	0	0	0	0	0
Sec Cat: Routine Maintenance	Awd Date: 2022 Anticipated Fed Cat: STBG										
TIP #: 990206	Let With: Future Cost: 0 Estimate Total: 3,781										
County: Various	Job Order Contracting for lighting repair at various locations in the urban Kansas City	Engineering:	23	5	15	0	0	0	0	0	0
Route: Various	District.	R/W:	0	0	0	0	0	0	0	0	0
Job No.: 413150		Construction:	0	0	927	0	0	0	0	0	0
Length: 0.00	MPO: Y	FFOS:	0	0	0	0	0	0	0	0	0
Fund Cat: Taking Care Of System	Fed: 0 State: 947 Local: 0	Payments:	0	0	0	0	0	0	0	0	0
Sec Cat: Routine Maintenance	Awd Date: 2021 Anticipated Fed Cat: State										
TIP #: 990262	Let With: Future Cost: 0 Estimate Total: 970										
County: Various	Job Order Contracting for guard cable and guardrail repair at various locations in the	Engineering:	10	15	0	0	0	0	0	0	0
Route: Various	urban Kansas City District.	R/W:	0	0	0	0	0	0	0	0	0
Job No.: 413155		Construction:	0	3,355	0	0	0	0	0	0	0
Length: 0.00	MPO: Y	FFOS:	0	0	0	0	0	0	0	0	0
Fund Cat: Taking Care Of System	AC-State: 2,696 State: 674 Local: 0	Payments:	0	0	0	0	0	0	0	0	0
Sec Cat: Routine Maintenance	Awd Date: Spring 20 Anticipated Fed Cat: STBG										
TIP #: 990264	Let With: Future Cost: 0 Estimate Total: 3,380										
County: Various	Job Order Contracting for guard cable and guardrail repair at various locations in the	Engineering:	0	5	15	0	0	0	0	0	0
Route: Various	urban Kansas City District.	R/W:	0	0	0	0	0	0	0	0	0
Job No.: 413172		Construction:	0	0	3,621	0	0	0	0	0	0
Length: 0.00	MPO: Y	FFOS:	0	0	0	0	0	0	0	0	0
Fund Cat: Taking Care Of System	AC-State: 2,913 State: 728 Local: 0	Payments:	0	0	0	0	0	0	0	0	0
Sec Cat: Routine Maintenance	Awd Date: 2021 Anticipated Fed Cat: STBG										
TIP #: 990266	Let With: Future Cost: 0 Estimate Total: 3,641										

* Subject to the approval of the Transportation Improvement Program by the governing Metropolitan Planning Organization.



2020-2024 Highway and Bridge Construction Schedule

Transportation Planning

P.O. Box 270
Jefferson City, MO 65102

Construction contingency applied to construction cost in the year the project is awarded.

Three percent project growth factor compounded annually is applied to right-of-way and construction costs in program years 2, 3, 4, and 5.

No inflation is applied to the Funding From Other Sources (FFOS) or Payments.

Engineering includes PE costs, CE costs and R/W incidentals.

						STATE FISCAL YEAR PROJECT BUDGETING					
						Prior Prog.	7/2019- 6/2020	7/2020- 6/2021	7/2021- 6/2022	7/2022- 6/2023	7/2023- 6/2024
County: Various	Job Order Contracting for bridge repair at various locations in the urban Kansas City	Engineering:	0	15	0	0	0	0	0	0	0
Route: Various	District.	R/W:	0	0	0	0	0	0	0	0	0
Job No.: 413175		Construction:	0	1,500	0	0	0	0	0	0	0
Length: 0.00	MPO: Y	FFOS:	0	0	0	0	0	0	0	0	0
Fund Cat: Taking Care Of System	AC-State: 1,212 State: 303 Local: 0	Payments:	0	0	0	0	0	0	0	0	0
Sec Cat: Preventive Maint	Awd Date: Spring 20 Anticipated Fed Cat: STBG										
TIP #: 990269	Let With: Future Cost: 0 Estimate Total: 1,515										
County: Various	Job Order Contracting for bridge repairs at various locations in the urban Kansas City	Engineering:	0	0	120	0	0	0	0	0	0
Route: Various	District.	R/W:	0	0	0	0	0	0	0	0	0
Job No.: 413176		Construction:	0	0	1,545	0	0	0	0	0	0
Length: 0.00	MPO: Y	FFOS:	0	0	0	0	0	0	0	0	0
Fund Cat: Taking Care Of System	AC-State: 1,332 State: 333 Local: 0	Payments:	0	0	0	0	0	0	0	0	0
Sec Cat: Preventive Maint	Awd Date: 2021 Anticipated Fed Cat: STBG										
TIP #: 990270	Let With: Future Cost: 0 Estimate Total: 1,665										
County: Various	On-call work zone enforcement at various locations in the urban Kansas City District.	Engineering:	0	1	0	0	0	0	0	0	0
Route: Various		R/W:	0	0	0	0	0	0	0	0	0
Job No.: 413192		Construction:	0	0	0	0	0	0	0	0	0
Length: 0.00	MPO: Y	FFOS:	0	0	0	0	0	0	0	0	0
Fund Cat: Safety	Fed: 154 State: 17 Local: 0	Payments:	0	170	0	0	0	0	0	0	0
Sec Cat: Safety	Awd Date: N/A Anticipated Fed Cat: Safety										
TIP #: 990272	Let With: Future Cost: 0 Estimate Total: 171										
County: Various	On-call work zone enforcement at various locations in the urban Kansas City District.	Engineering:	0	0	1	0	0	0	0	0	0
Route: Various	\$162,000 Open Container funds.	R/W:	0	0	0	0	0	0	0	0	0
Job No.: 413193		Construction:	0	0	0	0	0	0	0	0	0
Length: 0.00	MPO: Y	FFOS:	0	0	162	0	0	0	0	0	0
Fund Cat: Safety	Fed: 154 State: 17 Local: 0	Payments:	0	0	170	0	0	0	0	0	0
Sec Cat: Safety	Awd Date: N/A Anticipated Fed Cat: Safety										
TIP #: 990273	Let With: Future Cost: 0 Estimate Total: 171										
County: Various	On-call work zone enforcement at various locations in the urban Kansas City District.	Engineering:	0	0	0	1	0	0	0	0	0
Route: Various	\$170,000 Open Container funds.	R/W:	0	0	0	0	0	0	0	0	0
Job No.: 413236		Construction:	0	0	0	0	0	0	0	0	0
Length: 0.00	MPO: Y	FFOS:	0	0	0	170	0	0	0	0	0
Fund Cat: Safety	Fed: 154 State: 17 Local: 0	Payments:	0	0	0	170	0	0	0	0	0
Sec Cat: Safety	Awd Date: N/A Anticipated Fed Cat: Safety										
TIP #: 990273	Let With: Future Cost: 0 Estimate Total: 171										

* Subject to the approval of the Transportation Improvement Program by the governing Metropolitan Planning Organization.



2020-2024 Highway and Bridge Construction Schedule

Transportation Planning

P.O. Box 270
Jefferson City, MO 65102

Construction contingency applied to construction cost in the year the project is awarded.

Three percent project growth factor compounded annually is applied to right-of-way and construction costs in program years 2, 3, 4, and 5.

No inflation is applied to the Funding From Other Sources (FFOS) or Payments.

Engineering includes PE costs, CE costs and R/W incidentals.

Construction contingency applied to construction cost in the year the project is awarded. Three percent project growth factor compounded annually is applied to right-of-way and construction costs in program years 2, 3, 4, and 5. No inflation is applied to the Funding From Other Sources (FFOS) or Payments. Engineering includes PE costs, CE costs and R/W incidentals.							STATE FISCAL YEAR PROJECT BUDGETING						
							Prior Prog.	7/2019- 6/2020	7/2020- 6/2021	7/2021- 6/2022	7/2022- 6/2023	7/2023- 6/2024	
County: Various Route: Various Job No.: 413239 Length: 0.00 MPO: Y Fund Cat: Taking Care Of System Sec Cat: Routine Maintenance Awd Date: Spring 20 TIP #: Let With: Anticipated Fed Cat: State Future Cost: 0 Estimate Total: 1,220	Job Order Contracting for lighting repair at various location in the urban Kansas City District.						Engineering:	5	15	0	0	0	0
							R/W:	0	0	0	0	0	0
							Construction:	0	1,200	0	0	0	0
							FFOS:	0	0	0	0	0	0
							Payments:	0	0	0	0	0	0
County: Various Route: Various Job No.: 413240 Length: 0.00 MPO: Y Fund Cat: Taking Care Of System Sec Cat: Preventive Maint Awd Date: 2022 TIP #: Let With: Anticipated Fed Cat: STBG Future Cost: 0 Estimate Total: 1,107	Job Order Contracting for bridge repairs at various locations in the urban Kansas City District.						Engineering:	0	5	5	15	0	0
							R/W:	0	0	0	0	0	0
							Construction:	0	0	0	1,082	0	0
							FFOS:	0	0	0	0	0	0
							Payments:	0	0	0	0	0	0
County: Various Route: Various Job No.: 413269 Length: 0.00 MPO: Y Fund Cat: Taking Care Of System Sec Cat: Routine Maintenance Awd Date: Spring 20 TIP #: Let With: Anticipated Fed Cat: State Future Cost: 0 Estimate Total: 119	Job Order Contracting for fence repair at various locations in the urban Kansas City District.						Engineering:	4	15	0	0	0	0
							R/W:	0	0	0	0	0	0
							Construction:	0	100	0	0	0	0
							FFOS:	0	0	0	0	0	0
							Payments:	0	0	0	0	0	0
County: Various Route: Various Job No.: 413270 Length: 0.00 MPO: Y Fund Cat: Taking Care Of System Sec Cat: Routine Maintenance Awd Date: 2022 TIP #: Let With: Anticipated Fed Cat: State Future Cost: 0 Estimate Total: 135	Job Order Contracting for fence repair at various locations in the urban Kansas City District.						Engineering:	4	5	5	15	0	0
							R/W:	0	0	0	0	0	0
							Construction:	0	0	0	106	0	0
							FFOS:	0	0	0	0	0	0
							Payments:	0	0	0	0	0	0
County: Various Route: Various Job No.: 413382 Length: 0.00 MPO: Y Fund Cat: Safety (Statewide) Sec Cat: Safety Awd Date: 2021 TIP #: Let With: Anticipated Fed Cat: Safety Future Cost: 0 Estimate Total: 1,151	Add Wrong Way, Do Not Enter and One Way signing at various interchange locations in the urban Kansas City District, not including Jackson County.						Engineering:	10	70	125	0	0	0
							R/W:	0	0	0	0	0	0
							Construction:	0	0	946	0	0	0
							FFOS:	0	0	0	0	0	0
							Payments:	0	0	0	0	0	0

* Subject to the approval of the Transportation Improvement Program by the governing Metropolitan Planning Organization.



2020-2024 Highway and Bridge Construction Schedule

Transportation Planning

P.O. Box 270
Jefferson City, MO 65102

Construction contingency applied to construction cost in the year the project is awarded.

Three percent project growth factor compounded annually is applied to right-of-way and construction costs in program years 2, 3, 4, and 5.

No inflation is applied to the Funding From Other Sources (FFOS) or Payments.

Engineering includes PE costs, CE costs and R/W incidentals.

Construction contingency applied to construction cost in the year the project is awarded. Three percent project growth factor compounded annually is applied to right-of-way and construction costs in program years 2, 3, 4, and 5. No inflation is applied to the Funding From Other Sources (FFOS) or Payments. Engineering includes PE costs, CE costs and R/W incidentals.													STATE FISCAL YEAR PROJECT BUDGETING					
													Prior Prog.	7/2019- 6/2020	7/2020- 6/2021	7/2021- 6/2022	7/2022- 6/2023	7/2023- 6/2024
County: Various Route: Various Job No.: 413396 Length: 0.00 MPO: Y Fund Cat: Taking Care Of System Sec Cat: Routine Maintenance Awd Date: 2021 Anticipated Fed Cat: STBG TIP #: Let With: Future Cost: 0 Estimate Total: 580	Replace reflective signs at various locations in the urban Kansas City District.					Engineering:	0	10	45	0	0	0						
						R/W:	0	0	0	0	0	0						
						Construction:	0	0	525	0	0	0						
						FFOS:	0	0	0	0	0	0						
						Payments:	0	0	0	0	0	0						
County: Various Route: Various Job No.: 4P3060 Length: 0.00 MPO: Y Fund Cat: Taking Care Of System Sec Cat: Preventive Maint Awd Date: 2022 Anticipated Fed Cat: STBG TIP #: 990221 Let With: Future Cost: 0 Estimate Total: 645	Job Order Contracting for asphalt pavement repair at various major route locations in the urban Kansas City District.					Engineering:	1	0	1	4	0	0						
						R/W:	0	0	0	0	0	0						
						Construction:	0	0	0	639	0	0						
						FFOS:	0	0	0	0	0	0						
						Payments:	0	0	0	0	0	0						
County: Various Route: Various Job No.: 4P3061 Length: 0.00 MPO: Y Fund Cat: Taking Care Of System Sec Cat: Preventive Maint Awd Date: 2022 Anticipated Fed Cat: STBG TIP #: 990222 Let With: Future Cost: 0 Estimate Total: 536	Job Order Contracting for concrete pavement repair at various major route locations in the urban Kansas City District.					Engineering:	1	0	1	4	0	0						
						R/W:	0	0	0	0	0	0						
						Construction:	0	0	0	530	0	0						
						FFOS:	0	0	0	0	0	0						
						Payments:	0	0	0	0	0	0						
County: Various Route: Various Job No.: 4P3117 Length: 0.00 MPO: Y Fund Cat: Taking Care Of System Sec Cat: Routine Maintenance Awd Date: 2021 Anticipated Fed Cat: State TIP #: Let With: Future Cost: 0 Estimate Total: 123	Job Order Contracting for fence repair at various locations in the urban Kansas City District.					Engineering:	7	2	9	0	0	0						
						R/W:	0	0	0	0	0	0						
						Construction:	0	0	105	0	0	0						
						FFOS:	0	0	0	0	0	0						
						Payments:	0	0	0	0	0	0						
County: Various Route: Various Job No.: 4P3184 Length: 0.00 MPO: Y Fund Cat: Taking Care Of System Sec Cat: Preventive Maint Awd Date: Spring 20 Anticipated Fed Cat: STBG TIP #: Let With: Future Cost: 0 Estimate Total: 1,041	Job Order Contracting for asphalt pavement repair at various major route locations in the urban Kansas City District.					Engineering:	1	40	0	0	0	0						
						R/W:	0	0	0	0	0	0						
						Construction:	0	1,000	0	0	0	0						
						FFOS:	0	0	0	0	0	0						
						Payments:	0	0	0	0	0	0						

* Subject to the approval of the Transportation Improvement Program by the governing Metropolitan Planning Organization.



2020-2024 Highway and Bridge Construction Schedule

Transportation Planning

P.O. Box 270
Jefferson City, MO 65102

Construction contingency applied to construction cost in the year the project is awarded.

Three percent project growth factor compounded annually is applied to right-of-way and construction costs in program years 2, 3, 4, and 5.

No inflation is applied to the Funding From Other Sources (FFOS) or Payments.

Engineering includes PE costs, CE costs and R/W incidentals.

Construction contingency applied to construction cost in the year the project is awarded. Three percent project growth factor compounded annually is applied to right-of-way and construction costs in program years 2, 3, 4, and 5. No inflation is applied to the Funding From Other Sources (FFOS) or Payments. Engineering includes PE costs, CE costs and R/W incidentals.												STATE FISCAL YEAR PROJECT BUDGETING					
												Prior Prog.	7/2019- 6/2020	7/2020- 6/2021	7/2021- 6/2022	7/2022- 6/2023	7/2023- 6/2024
County: Various Route: Various Job No.: 4P3185 Length: 0.00 MPO: Y Fund Cat: Taking Care Of System Sec Cat: Preventive Maint Awd Date: 2021 Anticipated Fed Cat: STBG TIP #: Let With: Future Cost: 0 Estimate Total: 1,071	Job Order Contracting for asphalt pavement repairs at various major route locations in the urban Kansas City District.					Engineering:	0	1	40	0	0	0					
							R/W:	0	0	0	0	0	0				
							Construction:	0	0	1,030	0	0	0				
							FFOS:	0	0	0	0	0	0				
							Payments:	0	0	0	0	0	0				
County: Various Route: Various Job No.: 4P3187 Length: 0.00 MPO: Y Fund Cat: Taking Care Of System Sec Cat: Preventive Maint Awd Date: Spring 20 Anticipated Fed Cat: STBG TIP #: Let With: Future Cost: 0 Estimate Total: 552	Job Order Contracting for concrete pavement repair at various major route locations in the urban Kansas City District.					Engineering:	2	40	0	0	0	0					
							R/W:	0	0	0	0	0	0				
							Construction:	0	510	0	0	0	0				
							FFOS:	0	0	0	0	0	0				
							Payments:	0	0	0	0	0	0				
County: Various Route: Various Job No.: 4P3188 Length: 0.00 MPO: Y Fund Cat: Taking Care Of System Sec Cat: Preventive Maint Awd Date: 2021 Anticipated Fed Cat: STBG TIP #: Let With: Future Cost: 0 Estimate Total: 567	Job Order Contracting for concrete pavement repair at various major route locations in the urban Kansas City District.					Engineering:	0	2	40	0	0	0					
							R/W:	0	0	0	0	0	0				
							Construction:	0	0	525	0	0	0				
							FFOS:	0	0	0	0	0	0				
							Payments:	0	0	0	0	0	0				
County: Various Route: Various Job No.: 4P3266 Length: 0.00 MPO: N Fund Cat: Taking Care Of System Sec Cat: Rehab And Reconst Awd Date: Spring 20 Anticipated Fed Cat: STBG TIP #: Let With: Future Cost: 0 Estimate Total: 4,655	Bridge rehabilitation at various locations throughout the urban Kansas City district. Project involves around 21 bridges.					Engineering:	160	494	0	0	0	0					
							R/W:	0	1	0	0	0	0				
							Construction:	0	4,000	0	0	0	0				
							FFOS:	0	0	0	0	0	0				
							Payments:	0	0	0	0	0	0				
County: Various Route: Various Job No.: 4P3271 Length: 0.00 MPO: Y Fund Cat: Taking Care Of System Sec Cat: Routine Maintenance Awd Date: 2022 Anticipated Fed Cat: State TIP #: Let With: Future Cost: 0 Estimate Total: 1,043	Job Order Contracting for lighting repair at various locations in the urban Kansas City District.					Engineering:	10	5	5	68	0	0					
							R/W:	0	0	0	0	0	0				
							Construction:	0	0	0	955	0	0				
							FFOS:	0	0	0	0	0	0				
							Payments:	0	0	0	0	0	0				

* Subject to the approval of the Transportation Improvement Program by the governing Metropolitan Planning Organization.



2020-2024 Highway and Bridge Construction Schedule

Transportation Planning

P.O. Box 270
Jefferson City, MO 65102

Construction contingency applied to construction cost in the year the project is awarded.

Three percent project growth factor compounded annually is applied to right-of-way and construction costs in program years 2, 3, 4, and 5.

No inflation is applied to the Funding From Other Sources (FFOS) or Payments.

Engineering includes PE costs, CE costs and R/W incidentals.

Construction contingency applied to construction cost in the year the project is awarded. Three percent project growth factor compounded annually is applied to right-of-way and construction costs in program years 2, 3, 4, and 5. No inflation is applied to the Funding From Other Sources (FFOS) or Payments. Engineering includes PE costs, CE costs and R/W incidentals.							STATE FISCAL YEAR PROJECT BUDGETING					
							Prior Prog.	7/2019- 6/2020	7/2020- 6/2021	7/2021- 6/2022	7/2022- 6/2023	7/2023- 6/2024
County: Various Route: Various Job No.: 4P3381 Length: 0.00 MPO: Y Fund Cat: Taking Care Of System Sec Cat: Routine Maintenance Awd Date: Spring 20 TIP #: Let With: Future Cost: 0 Estimate Total: 1,122	Replace reflective signs at various locations in the urban Kansas City District.						Engineering: 10	91	0	0	0	0
							R/W: 0	1	0	0	0	0
							Construction: 0	1,020	0	0	0	0
							FFOS: 0	0	0	0	0	0
							Payments: 0	0	0	0	0	0
County: Various Route: Various Job No.: 4P3402 Length: 0.00 MPO: Y Fund Cat: Taking Care Of System Sec Cat: Routine Maintenance Awd Date: 2022 TIP #: Let With: Future Cost: 0 Estimate Total: 670	Replace reflective signs at various locations in the urban Kansas City District.						Engineering: 0	15	45	80	0	0
							R/W: 0	0	0	0	0	0
							Construction: 0	0	0	530	0	0
							FFOS: 0	0	0	0	0	0
							Payments: 0	0	0	0	0	0
County: Various Route: Various Job No.: 4P3403 Length: 0.00 MPO: Y Fund Cat: Taking Care Of System Sec Cat: Systems Operations Awd Date: 2022 TIP #: Let With: Future Cost: 0 Estimate Total: 1,293	Signal interconnect at various locations in the urban Kansas City District.						Engineering: 0	15	15	149	0	0
							R/W: 0	0	0	0	0	0
							Construction: 0	0	0	1,114	0	0
							FFOS: 0	0	0	0	0	0
							Payments: 0	0	0	0	0	0
County: Various Route: Various Job No.: 4Q3158 Length: 0.00 MPO: Y Fund Cat: Taking Care Of System Sec Cat: Systems Operations Awd Date: N/A TIP #: Let With: Future Cost: 0 Estimate Total: 1,636	Emergency response operations and staffing in the urban Kansas City District. These funds will be transferred to the District Operations budget.						Engineering: 0	1	0	0	0	0
							R/W: 0	0	0	0	0	0
							Construction: 0	0	0	0	0	0
							FFOS: 0	0	0	0	0	0
							Payments: 0	1,635	0	0	0	0
County: Various Route: Various Job No.: 4Q3159 Length: 0.00 MPO: Y Fund Cat: Taking Care Of System Sec Cat: Systems Operations Awd Date: N/A TIP #: Let With: Future Cost: 0 Estimate Total: 1,636	Emergency response operations and staffing in the urban Kansas City District. These funds will be transferred to the District Operations budget.						Engineering: 0	0	1	0	0	0
							R/W: 0	0	0	0	0	0
							Construction: 0	0	0	0	0	0
							FFOS: 0	0	0	0	0	0
							Payments: 0	0	1,635	0	0	0

* Subject to the approval of the Transportation Improvement Program by the governing Metropolitan Planning Organization.

Jun-13-2019

Section 4 - 30

District Kansas City

TMA

Dollars in Thousands



2020-2024 Highway and Bridge Construction Schedule

Transportation Planning

P.O. Box 270
Jefferson City, MO 65102

Construction contingency applied to construction cost in the year the project is awarded.

Three percent project growth factor compounded annually is applied to right-of-way and construction costs in program years 2, 3, 4, and 5.

No inflation is applied to the Funding From Other Sources (FFOS) or Payments.

Engineering includes PE costs, CE costs and R/W incidentals.

						STATE FISCAL YEAR PROJECT BUDGETING					
						Prior Prog.	7/2019- 6/2020	7/2020- 6/2021	7/2021- 6/2022	7/2022- 6/2023	7/2023- 6/2024
County: Various	ITS operations, staffing, and equipment for the KC Scout Intelligent Transportation	Engineering:	0	1	0	0	0	0	0	0	0
Route: Various	System at the Transportation Management Center (TMC) building. Payment transfer	R/W:	0	0	0	0	0	0	0	0	0
Job No.: 4Q3161	\$2.876 million to Scouts District Office budget, \$1.935 million from KDOT.	Construction:	0	0	0	0	0	0	0	0	0
Length: 0.00	MPO: Y	FFOS:	0	1,935	0	0	0	0	0	0	0
Fund Cat: Taking Care Of System	AC-State: 2,877 State: 0 Local: 1,935	Payments:	0	4,811	0	0	0	0	0	0	0
Sec Cat: Systems Operations	Awd Date: N/A Anticipated Fed Cat: STBG										
TIP #: Let With:	Future Cost: 0 Estimate Total: 4,812										
County: Various	ITS operations, staffing, and equipment for the KC Scout Intelligent Transportation	Engineering:	0	0	1	0	0	0	0	0	0
Route: Various	System at the Transportation Management Center (TMC) building. Payment transfer	R/W:	0	0	0	0	0	0	0	0	0
Job No.: 4Q3162	\$2.876 million to MoDOT's operations budget, \$1.935 million from KDOT.	Construction:	0	0	0	0	0	0	0	0	0
Length: 0.00	MPO: Y	FFOS:	0	0	1,935	0	0	0	0	0	0
Fund Cat: Taking Care Of System	AC-State: 2,877 State: 0 Local: 1,935	Payments:	0	0	4,811	0	0	0	0	0	0
Sec Cat: Systems Operations	Awd Date: N/A Anticipated Fed Cat: STBG										
TIP #: Let With:	Future Cost: 0 Estimate Total: 4,812										
County: Various	ITS operations, staffing, and equipment for the KC Scout Intelligent Transportation	Engineering:	0	0	0	1	0	0	0	0	0
Route: Various	System at the Transportation Management Center (TMC) building. Payment transfer	R/W:	0	0	0	0	0	0	0	0	0
Job No.: 4Q3237	\$2.876 million to MoDOT's operations budget, \$1.935 million from KDOT.	Construction:	0	0	0	0	0	0	0	0	0
Length: 0.00	MPO: Y	FFOS:	0	0	0	1,935	0	0	0	0	0
Fund Cat: Taking Care Of System	AC-State: 2,877 State: 0 Local: 1,935	Payments:	0	0	0	4,811	0	0	0	0	0
Sec Cat: Systems Operations	Awd Date: N/A Anticipated Fed Cat: STBG										
TIP #: Let With:	Future Cost: 0 Estimate Total: 4,812										
County: Various	Emergency response operations and staffing in the urban Kansas City District. These	Engineering:	0	0	0	1	0	0	0	0	0
Route: Various	funds will be transferred to the District Operations budget.	R/W:	0	0	0	0	0	0	0	0	0
Job No.: 4Q3238		Construction:	0	0	0	0	0	0	0	0	0
Length: 0.00	MPO: Y	FFOS:	0	0	0	0	0	0	0	0	0
Fund Cat: Taking Care Of System	AC-State: 1,309 State: 327 Local: 0	Payments:	0	0	0	1,635	0	0	0	0	0
Sec Cat: Systems Operations	Awd Date: N/A Anticipated Fed Cat: STBG										
TIP #: Let With:	Future Cost: 0 Estimate Total: 1,636										
County: Various	ITS asset management and device replacements at various locations in the urban Kansas	Engineering:	0	112	0	0	0	0	0	0	0
Route: Various	City District.	R/W:	0	0	0	0	0	0	0	0	0
Job No.: 4Q3397		Construction:	0	2,000	0	0	0	0	0	0	0
Length: 0.00	MPO: Y	FFOS:	0	0	0	0	0	0	0	0	0
Fund Cat: Flexible & Other	AC-State: 1,690 State: 422 Local: 0	Payments:	0	0	0	0	0	0	0	0	0
Sec Cat: Systems Operations	Awd Date: Spring 20 Anticipated Fed Cat: STBG										
TIP #: Let With:	Future Cost: 0 Estimate Total: 2,112										

* Subject to the approval of the Transportation Improvement Program by the governing Metropolitan Planning Organization.



2020-2024 Highway and Bridge Construction Schedule

Transportation Planning

P.O. Box 270
Jefferson City, MO 65102

Construction contingency applied to construction cost in the year the project is awarded.

Three percent project growth factor compounded annually is applied to right-of-way and construction costs in program years 2, 3, 4, and 5.

No inflation is applied to the Funding From Other Sources (FFOS) or Payments.

Engineering includes PE costs, CE costs and R/W incidentals.

Construction contingency applied to construction cost in the year the project is awarded. Three percent project growth factor compounded annually is applied to right-of-way and construction costs in program years 2, 3, 4, and 5. No inflation is applied to the Funding From Other Sources (FFOS) or Payments. Engineering includes PE costs, CE costs and R/W incidentals.													STATE FISCAL YEAR PROJECT BUDGETING						
													Prior Prog.	7/2019- 6/2020	7/2020- 6/2021	7/2021- 6/2022	7/2022- 6/2023	7/2023- 6/2024	
County: Various	Bridge rehabilitation in various locations in the urban Kansas City District.												Engineering:	0	5	5	168	0	0
Route: Various													R/W:	0	0	0	0	0	0
Job No.: 4S3383B													Construction:	0	0	0	2,522	0	0
Length: 0.00	MPO: Y											FFOS:	0	0	0	0	0	0	
Fund Cat: Taking Care Of System											Fed: 2,160	State: 540	Local: 0						
Sec Cat: Preventive Maint	Awd Date: 2022		Anticipated Fed Cat: NHPP										Payments:	0	0	0	0	0	0
TIP #:	Let With:		Future Cost: 0 Estimate Total: 2,700																
County: Various	Pavement improvements at various minor route locations in the urban Kansas City District.												Engineering:	0	2	2	2	2	2
Route: Various													R/W:	0	0	0	0	0	0
Job No.: 4S3469													Construction:	0	0	0	0	0	4,502
Length: 0.00	MPO: Y											FFOS:	0	0	0	0	0	0	
Fund Cat: Taking Care Of System											AC-State: 3,612	State: 900	Local: 0						
Sec Cat: Preventive Maint	Awd Date: 2024		Anticipated Fed Cat: STBG										Payments:	0	0	0	0	0	0
TIP #:	Let With:		Future Cost: 0 Estimate Total: 4,512																
County: Various	Payback beginning in SFY 2008 for Safe and Sound bridges in urban Kansas City District.												Engineering:	0	0	0	0	0	0
Route: Various													R/W:	61	0	0	0	0	0
Job No.: 5B0800S													Construction:	0	0	0	0	0	0
Length: 0.00	MPO: Y											FFOS:	61	0	0	0	0	0	
Fund Cat: Taking Care Of System											Fed: 0	State: 19,335	Local: 0						
Sec Cat: Rehab And Reconst	Awd Date: N/A		Anticipated Fed Cat: State										Payments:	34,127	3,867	3,867	3,867	3,867	3,867
TIP #: 990107	Let With:		Future Cost: 25,001 - 50,000 Estimate Total: 53,523																

* Subject to the approval of the Transportation Improvement Program by the governing Metropolitan Planning Organization.

Jun-13-2019

Section 4 - 32

District Kansas City

TMA

Dollars in Thousands



2020-2024 Highway and Bridge Construction Schedule

Transportation Planning

P.O. Box 270
Jefferson City, MO 65102

Construction contingency applied to construction cost in the year the project is awarded.
Three percent project growth factor compounded annually is applied to right-of-way and construction costs in program years 2, 3, 4, and 5.
No inflation is applied to the Funding From Other Sources (FFOS) or Payments.
Engineering includes PE costs, CE costs and R/W incidentals.

Kansas City TMA Total

STATE FISCAL YEAR PROJECT BUDGETING						
	Prior Prog.	7/2019- 6/2020	7/2020- 6/2021	7/2021- 6/2022	7/2022- 6/2023	7/2023- 6/2024
FFOS:	745	37,723	57,410	27,086	10,000	10,000
Total R/W:	872	1,064	31	1,726	0	0
Total Construction:	0	147,606	185,583	133,501	33,184	33,765
Paybacks:	34,127	16,555	12,983	13,701	3,867	3,867
Sub-Total:	34,999	165,225	198,597	148,928	37,051	37,632
Total Engineering:	20,929	16,403	13,747	3,473	1,529	7
Grand Total:	55,928	181,628	212,344	152,401	38,580	37,639

	2020	2021	2022	2023	2024
State	42,313	46,193	23,137	10,567	10,621
AC-State	29,506	42,956	10,514	2	3,604
Local	22,276	3,685	11,935	0	0
Sub-total State	94,095	92,834	45,586	10,569	14,225

Federal					
Sub-total Federal	87,533	119,510	106,815	28,011	23,414
Grand Total	181,628	212,344	152,401	38,580	37,639

Project Count: 158

* Subject to the approval of the Transportation Improvement Program by the governing Metropolitan Planning Organization.

Jun-13-2019

Section 4 - 1

District Kansas City

TMA

Dollars in Thousands

District Program Summary
Kansas City (Urban)
(Dollars in Millions)

Amounts include construction and right of way, excludes engineering.

State Fiscal Year	2020	2021	2022	2023	2024
Statewide Interstate And Major Bridge - Available					
Statewide Interstate And Major Bridge - FFOS	0.000	0.000	0.000	0.000	0.000
Statewide Interstate And Major Bridge - Fund Transfers	2.000	2.000	0.000	0.000	0.000
Statewide Interstate And Major Bridge - Carryover	-33.140	0.000	0.000	0.000	0.000
Award and Completed Project Adjustments	0.000	0.000	0.000	0.000	0.000
Statewide Interstate And Major Bridge - Total Available	-31.140	2.000	0.000	0.000	0.000
Statewide Interstate And Major Bridge - Programmed	2.000	2.060	0.000	0.000	0.000
Safety - Available	4.540	3.423	3.561	3.561	3.561
Safety - FFOS	3.700	1.753	1.933	0.000	0.000
Safety - Fund Transfers	-1.046	0.000	0.000	0.000	0.000
Safety - Carryover	8.236	0.000	0.000	0.000	0.000
Award and Completed Project Adjustments	-0.828	-0.336	0.166	-0.428	0.000
Safety - Total Available	14.602	4.840	5.660	3.133	3.561
Safety - Programmed	12.104	12.693	3.020	0.000	0.000
Taking Care Of System - Available	38.095	38.231	81.539	83.985	86.504
Taking Care Of System - FFOS	13.156	46.457	21.935	10.000	10.000
Taking Care Of System - Fund Transfers	3.508	28.272	59.833	1.345	0.000
Taking Care Of System - Carryover	25.828	0.000	0.000	0.000	0.000
Award and Completed Project Adjustments	15.492	-1.972	-2.053	-1.889	0.000
Taking Care Of System - Total Available	96.079	110.988	161.254	93.441	96.504
Taking Care Of System - Programmed	96.361	173.370	142.690	37.052	37.632
Flexible & Other - Available					
Flexible & Other - FFOS	20.867	9.200	3.218	0.000	0.000
Flexible & Other - Fund Transfers	33.000	0.124	0.000	0.000	0.000
Flexible & Other - Carryover	-9.674	0.000	0.000	0.000	0.000
Award and Completed Project Adjustments	0.000	0.000	0.000	0.000	0.000
Flexible & Other - Total Available	44.193	9.324	3.218	0.000	0.000
Flexible & Other - Programmed	53.867	9.529	3.218	0.000	0.000
Statewide Safety - Available					
Statewide Safety - FFOS	0.000	0.000	0.000	0.000	0.000
Statewide Safety - Fund Transfers	0.367	0.000	0.000	0.000	0.000
Statewide Safety - Carryover	-0.009	0.000	0.000	0.000	0.000
Award and Completed Project Adjustments	0.000	0.000	0.000	0.000	0.000
Statewide Safety - Total Available	0.358	0.000	0.000	0.000	0.000
Statewide Safety - Programmed	0.893	0.946	0.000	0.000	0.000
Statewide Major Projects & Emerging Needs - Available					
Statewide Major Projects & Emerging Needs - FFOS	0.000	0.000	0.000	0.000	0.000
Statewide Major Projects & Emerging Needs - Fund Transfers	0.000	0.000	0.000	0.000	0.000
Statewide Major Projects & Emerging Needs - Carryover	0.000	0.000	0.000	0.000	0.000
Award and Completed Project Adjustments	0.000	0.000	0.000	0.000	0.000
Statewide Major Projects & Emerging Needs - Total Available	0.000	0.000	0.000	0.000	0.000
Statewide Major Projects & Emerging Needs - Programmed	0.000	0.000	0.000	0.000	0.000
Statewide Amendment 3 - Available					
Statewide Amendment 3 - FFOS	0.000	0.000	0.000	0.000	0.000
Statewide Amendment 3 - Fund Transfers	0.000	0.000	0.000	0.000	0.000
Statewide Amendment 3 - Carryover	6.200	0.000	0.000	0.000	0.000
Award and Completed Project Adjustments	0.000	0.000	0.000	0.000	0.000
Statewide Amendment 3 - Total Available	6.200	0.000	0.000	0.000	0.000
Statewide Amendment 3 - Programmed	0.000	0.000	0.000	0.000	0.000

*Note: Three percent inflation compounded annually applied to program years 2021 - 2024
Two percent construction contingency applied to construction.*

District Program Summary**Kansas City (Urban)**

(Dollars in Millions)

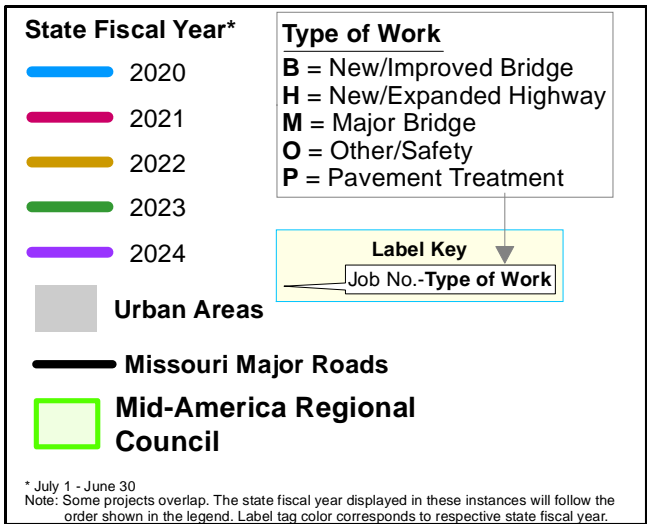
Amounts include construction and right of way, excludes engineering.

Total Categorized Funding Available by SFY	130.292	127.152	170.132	96.574	100.065
Total Flexible Funds Available	20.228	65.570	-34.349	27.404	0.126
Adjustments	14.664	-2.308	-1.887	-2.317	0.000
Carryovers	-2.559				
Total Available by SFY	150.520	192.722	135.783	123.978	100.191
Total Programmed by SFY	165.225	198.598	148.928	37.052	37.632

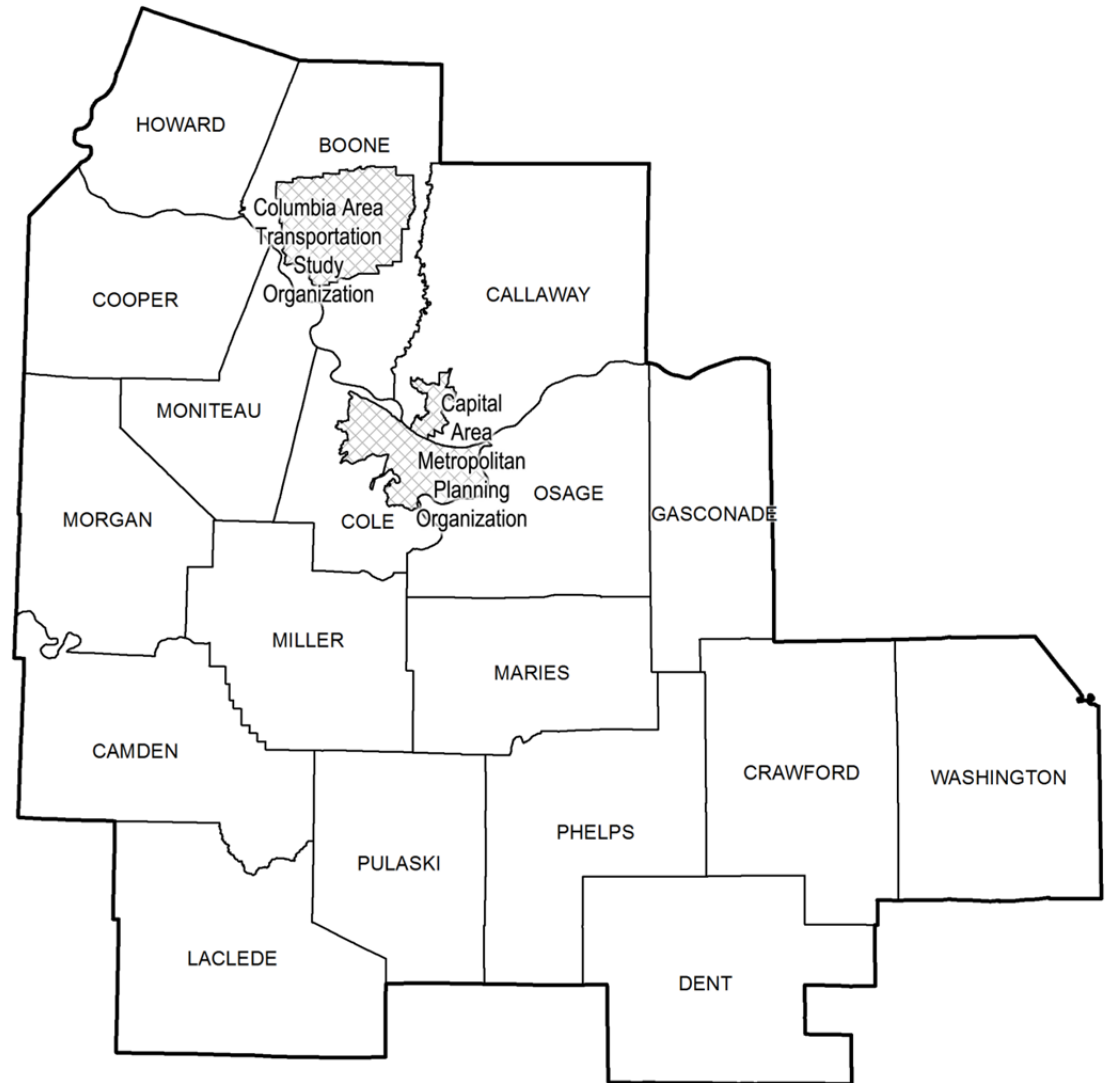
*Note: Three percent inflation compounded annually applied to program years 2021 - 2024
Two percent construction contingency applied to construction.*

Kansas City District Mid-America Regional Council

Highway and Bridge Construction Projects



Document Path: Z:\MapProjects\STIP\STIP2020_2024\STIP20_D03_MPO.mxd



MoDOT's Central District

Projects in Section 4 shaded in gray represent conditional commitments. If the level of federal funding is reduced, the projects shaded in gray will be delayed to future years.

PROJECT DESCRIPTION KEY

2020-2024 Highway and Bridge Construction Schedule

Construction contingency applied to construction cost in the year the project is awarded.

Three percent project growth factor compounded annually is applied to right-of-way and construction in program years 2, 3, 4, and 5.

No inflation is applied to the Funding From Other Sources (FFOS) or Payments.

Engineering includes PE costs, CE costs, and R/W incidentals.

						STATE FISCAL YEAR PROJECT BUDGETING					
						Prior Prog.	7/2019 6/2020	7/2020 6/2021	7/2021 6/2022	7/2022 6/2023	7/2023 6/2024
County:	XX	Engineering:	99	9	0	0	0	0	0	0	0
Route:	XX	R/W:	0	0	99	0	0	0	0	0	0
Job No.:		Construction:	0	0	0	999	0	0	0	0	0
Length:											
Fund Cat:	MPO: Fed: State: Local:										
Sec Cat:	Award Date Anticipated Fed Cat:	FFOS:	0	0	0	99	0	0	0	0	0
TIP#:	Let With: Future Cost: Estimate Total:	Payments:	0	99	0	0	0	0	0	0	0

Anticipated Federal
Funding Category^

Estimated cost range beyond 2024.

Date project is to be awarded to begin
construction (Season and calendar year
for 2019 & 2020. SFY only beyond 2020).

Projects let in combination.

Metropolitan Planning Organization (Y/N).

Project description and location.

County location of project.

Route location of project.

Project number used to track
project costs.

Total length in 1/100 miles.

Primary Funding Category.*

Secondary Funding Category.**

Transportation Improvement Program
number (MPO projects only).

Total project cost estimate.

Federal, Advanced CN-State,
State and Local share of project
costs.

Dollars programmed
in previous STIPs.

Dollars funded
from other
sources.

Dollars for construction,
utilities and
contingency.

Dollars for right-of-way
(land acquisition).

Dollars to be paid back for
accelerating the project or
payments to others.

Dollars for engineering that include
preliminary engineering, construction
engineering and right-of-way incidentals.

*Primary Funding Category:

Take Care of System
Statewide Interstate & Major Bridge
Safety
Statewide Safety
Flexible & Other
Amendment 3

**Secondary Funding Category:

Enhancements
Low Type Resurfacing
N - Ada Trans (ADA Transition Plan)
Preventive Maint (Preventive Maintenance)
Regional
Rehab And Reconst (Rehabilitation and Reconstruction)
Routine Maintenance
Safety
Systems Operations
Thin Lift Overlay
Urban Safety

^Anticipated Federal Funding Category:

CMAQ - Congestion Mitigation and Air Quality.

* Usually 80% Federal & 20% State funds.

Earmark - usually 80% Federal & 20% State funds.

NHFP - National Highway Freight Program.

* Usually 80% Federal & 20% State funds.

NHPP - National Highway Performance Program.

* Usually 80% Federal & 20% State funds.

* Sometimes 90% Federal & 10% State funds.

Safety - usually 90% Federal & 10% State funds.

State - No federal funds, state only funded.

STBG - Surface Transportation Block Grant program.

* Usually 80% Federal & 20% State funds.

(All Costs in Thousands)



2020-2024 Highway and Bridge Construction Schedule

Transportation Planning

P.O. Box 270
Jefferson City, MO 65102

Construction contingency applied to construction cost in the year the project is awarded.

Three percent project growth factor compounded annually is applied to right-of-way and construction costs in program years 2, 3, 4, and 5.

No inflation is applied to the Funding From Other Sources (FFOS) or Payments.

Engineering includes PE costs, CE costs and R/W incidentals.

Construction contingency applied to construction cost in the year the project is awarded. Three percent project growth factor compounded annually is applied to right-of-way and construction costs in program years 2, 3, 4, and 5. No inflation is applied to the Funding From Other Sources (FFOS) or Payments. Engineering includes PE costs, CE costs and R/W incidentals.							STATE FISCAL YEAR PROJECT BUDGETING						
							Prior Prog.	7/2019- 6/2020	7/2020- 6/2021	7/2021- 6/2022	7/2022- 6/2023	7/2023- 6/2024	
County: Boone	Intersection safety improvements at various locations including Callaway County.						Engineering:	21	400	1,479	0	0	0
Route: US 63							R/W:	0	0	10	0	0	0
Job No.: 5P3195							Construction:	0	0	5,263	0	0	0
Length: 18.31	MPO: Y						FFOS:	0	0	0	0	0	0
Fund Cat: Safety						Fed: 6,437 State: 715 Local: 0	Payments:	0	0	0	0	0	0
Sec Cat: Safety	Awd Date: 2021	Anticipated Fed Cat: Safety											
TIP #:	Let With:	Future Cost: 0 Estimate Total: 7,173											
County: Boone	Pavement improvements from Rte. B to Rte. 54 and high friction surface treatment on various curves.						Engineering:	0	5	45	1,159	0	0
Route: US 63							R/W:	0	0	0	0	0	0
Job No.: 5P3409							Construction:	0	0	0	15,855	0	0
Length: 30.86	MPO: Y						FFOS:	0	0	0	0	0	0
Fund Cat: Taking Care Of System						AC-State: 13,651 State: 3,413 Local: 0	Payments:	0	0	0	0	0	0
Sec Cat: Thin Lift Overlay	Awd Date: 2022	Anticipated Fed Cat: NHPP											
TIP #:	Let With:	Future Cost: 0 Estimate Total: 17,064											
County: Boone	Bridge improvements over Perche Creek. Project involves bridges A0095 and G0519.						Engineering:	62	78	224	0	0	0
Route: IS 70							R/W:	0	0	0	0	0	0
Job No.: 5I3366							Construction:	0	0	2,328	0	0	0
Length: 0.01	MPO: Y						FFOS:	0	0	0	0	0	0
Fund Cat: Taking Care Of System						Fed: 2,366 State: 264 Local: 0	Payments:	0	0	0	0	0	0
Sec Cat: Rehab And Reconst	Awd Date: 2021	Anticipated Fed Cat: NHFP											
TIP #:	Let With: 5S3253, 5I3365	Future Cost: 0 Estimate Total: 2,692											
County: Boone	High friction surface treatment at various locations in Boone, Morgan, Washington, Cooper, Callaway and Cole counties.						Engineering:	0	57	186	0	0	0
Route: IS 70							R/W:	0	0	0	0	0	0
Job No.: 5I3408							Construction:	0	0	1,135	0	0	0
Length: 3.10	MPO: Y						FFOS:	0	0	0	0	0	0
Fund Cat: Safety						Fed: 1,239 State: 139 Local: 0	Payments:	0	0	0	0	0	0
Sec Cat: Safety	Awd Date: Summer 20	Anticipated Fed Cat: Safety											
TIP #:	Let With:	Future Cost: 0 Estimate Total: 1,378											
County: Boone	Bridge improvements over Little Cedar Creek and Cedar Creek. Project involves bridges L0948 and L0949.						Engineering:	0	34	30	155	0	0
Route: IS 70							R/W:	0	0	0	0	0	0
Job No.: 5I3413							Construction:	0	0	0	1,131	0	0
Length: 0.08	MPO: Y						FFOS:	0	0	0	0	0	0
Fund Cat: Taking Care Of System						Fed: 1,080 State: 270 Local: 0	Payments:	0	0	0	0	0	0
Sec Cat: Rehab And Reconst	Awd Date: 2022	Anticipated Fed Cat: NHPP											
TIP #:	Let With:	Future Cost: 0 Estimate Total: 1,350											

* Subject to the approval of the Transportation Improvement Program by the governing Metropolitan Planning Organization.

Jun-13-2019

Section 4 - 1

District Central

Dollars in Thousands



2020-2024 Highway and Bridge Construction Schedule

Transportation Planning

P.O. Box 270
Jefferson City, MO 65102

Construction contingency applied to construction cost in the year the project is awarded.

Three percent project growth factor compounded annually is applied to right-of-way and construction costs in program years 2, 3, 4, and 5.

No inflation is applied to the Funding From Other Sources (FFOS) or Payments.

Engineering includes PE costs, CE costs and R/W incidentals.

Construction contingency applied to construction cost in the year the project is awarded. Three percent project growth factor compounded annually is applied to right-of-way and construction costs in program years 2, 3, 4, and 5. No inflation is applied to the Funding From Other Sources (FFOS) or Payments. Engineering includes PE costs, CE costs and R/W incidentals.												STATE FISCAL YEAR PROJECT BUDGETING						
												Prior Prog.	7/2019- 6/2020	7/2020- 6/2021	7/2021- 6/2022	7/2022- 6/2023	7/2023- 6/2024	
County: Boone	Bridge improvements over Little Cedar Creek. Project involves bridge N0974.											Engineering:	70	32	58	0	0	0
Route: OR 70												R/W:	0	10	0	0	0	0
Job No.: 5S3253												Construction:	0	0	896	0	0	0
Length: 0.09	MPO: Y										FFOS:	0	0	0	0	0	0	
Fund Cat: Taking Care Of System			AC-State: 797	State: 199	Local: 0						Payments:	0	0	0	0	0	0	
Sec Cat: Rehab And Reconst	Awd Date: 2021	Anticipated Fed Cat: STBG																
TIP #: 513366, 513365	Let With: 513366, 513365	Future Cost: 0		Estimate Total: 1,066														
County: Boone	Payment to Columbia for roundabout construction at Keene St. and I-70 Drive southeast. \$316,120 Cost Share program.											Engineering:	3	7	0	0	0	0
Route: OR 70												R/W:	0	0	0	0	0	0
Job No.: 5S3304												Construction:	0	0	0	0	0	0
Length: 0.10	MPO: Y										FFOS:	0	316	0	0	0	0	
Fund Cat: Safety			AC-State: 290	State: 33	Local: 0						Payments:	0	316	0	0	0	0	
Sec Cat: Safety	Awd Date: N/A	Anticipated Fed Cat: Safety																
TIP #: 513366, 513365	Let With: 513366, 513365	Future Cost: 0		Estimate Total: 326														
County: Boone	Pavement improvements from Rte. 63 to I-70 and Rte. E from I-70 to Blackfoot Road.											Engineering:	25	14	349	0	0	0
Route: MO 740												R/W:	0	5	0	0	0	0
Job No.: 5S3318												Construction:	0	0	4,615	0	0	0
Length: 7.09	MPO: Y										FFOS:	0	0	0	0	0	0	
Fund Cat: Taking Care Of System			AC-State: 3,986	State: 997	Local: 0						Payments:	0	0	0	0	0	0	
Sec Cat: Thin Lift Overlay	Awd Date: Fall 20	Anticipated Fed Cat: STBG																
TIP #: 513366, 513365	Let With: 513366, 513365	Future Cost: 0		Estimate Total: 5,008														
County: Boone	Pavement improvements from Rte. 63 to the end of state maintenance.											Engineering:	0	4	26	0	0	0
Route: RT A												R/W:	0	0	0	0	0	0
Job No.: 5S3388												Construction:	0	0	319	0	0	0
Length: 4.30	MPO: N										FFOS:	0	0	0	0	0	0	
Fund Cat: Taking Care Of System			AC-State: 279	State: 70	Local: 0						Payments:	0	0	0	0	0	0	
Sec Cat: Thin Lift Overlay	Awd Date: 2021	Anticipated Fed Cat: STBG																
TIP #: 513366, 513365	Let With: 5S3319	Future Cost: 0		Estimate Total: 349														
County: Boone	Bridge rehabilitation over Hinkson Creek. Project involves bridge N0852.											Engineering:	31	82	0	0	0	0
Route: RT HH												R/W:	5	0	0	0	0	0
Job No.: 5S3249												Construction:	0	564	0	0	0	0
Length: 0.06	MPO: Y										FFOS:	0	0	0	0	0	0	
Fund Cat: Taking Care Of System			Fed: 0	State: 646	Local: 0						Payments:	0	0	0	0	0	0	
Sec Cat: Rehab And Reconst	Awd Date: Fall 19	Anticipated Fed Cat: State																
TIP #: 513366, 513365	Let With: 513366, 513365	Future Cost: 0		Estimate Total: 682														

* Subject to the approval of the Transportation Improvement Program by the governing Metropolitan Planning Organization.

Jun-13-2019

Section 4 - 2

District Central

Dollars in Thousands



2020-2024 Highway and Bridge Construction Schedule

Transportation Planning

P.O. Box 270
Jefferson City, MO 65102

Construction contingency applied to construction cost in the year the project is awarded.

Three percent project growth factor compounded annually is applied to right-of-way and construction costs in program years 2, 3, 4, and 5.

No inflation is applied to the Funding From Other Sources (FFOS) or Payments.

Engineering includes PE costs, CE costs and R/W incidentals.

						STATE FISCAL YEAR PROJECT BUDGETING					
						Prior Prog.	7/2019- 6/2020	7/2020- 6/2021	7/2021- 6/2022	7/2022- 6/2023	7/2023- 6/2024
County: Boone	Pavement improvements and add rumblestripes from Rte. 124 to Rte. O, Rte. O from Rte. J to the end of state maintenance and Rte. UU from Rte. O to I-70 eastbound ramp.	Engineering:	100	324	633	0	0	0	0	0	0
Route: RT J		R/W:	0	10	0	0	0	0	0	0	0
Job No.: 5S3319		Construction:	0	0	5,059	0	0	0	0	0	0
Length: 23.70	MPO: N	FFOS:	0	0	0	0	0	0	0	0	0
Fund Cat: Taking Care Of System	AC-State: 4,820 State: 1,206 Local: 0	Payments:	0	0	0	0	0	0	0	0	0
Sec Cat: Thin Lift Overlay	Awd Date: 2021 Anticipated Fed Cat: STBG										
TIP #: Let With: 5S3388	Future Cost: 0 Estimate Total: 6,126										
County: Boone	Payment to Columbia for roundabout construction at Sinclair Road and Old Plank Road. \$608,187 Cost Share funds.	Engineering:	3	12	0	0	0	0	0	0	0
Route: RT K		R/W:	0	0	0	0	0	0	0	0	0
Job No.: 5S3360		Construction:	0	0	0	0	0	0	0	0	0
Length: 0.12	MPO: Y	FFOS:	0	608	0	0	0	0	0	0	0
Fund Cat: Safety	Fed: 558 State: 62 Local: 0	Payments:	0	608	0	0	0	0	0	0	0
Sec Cat: Safety	Awd Date: N/A Anticipated Fed Cat: Safety										
TIP #: Let With:	Future Cost: 0 Estimate Total: 623										
County: Boone	Add roundabout at Henry Clay Boulevard. \$948,000 Cost Share and \$927,000 city of Ashland funds.	Engineering:	1	30	88	0	0	0	0	0	0
Route: RT M		R/W:	0	575	0	0	0	0	0	0	0
Job No.: 5S3378		Construction:	0	0	1,339	0	0	0	0	0	0
Length: 0.05	MPO: N	FFOS:	0	575	1,300	0	0	0	0	0	0
Fund Cat: Safety	AC-State: 966 State: 139 Local: 927	Payments:	0	0	0	0	0	0	0	0	0
Sec Cat: Safety	Awd Date: 2021 Anticipated Fed Cat: STBG										
TIP #: Let With:	Future Cost: 0 Estimate Total: 2,033										
County: Boone	Fiber interconnect at various locations on various routes in Columbia.	Engineering:	0	802	0	0	0	0	0	0	0
Route: Various		R/W:	0	5	0	0	0	0	0	0	0
Job No.: 5P3427		Construction:	0	2,180	0	0	0	0	0	0	0
Length: 0.00	MPO: Y	FFOS:	0	0	0	0	0	0	0	0	0
Fund Cat: Taking Care Of System	AC-State: 2,390 State: 597 Local: 0	Payments:	0	0	0	0	0	0	0	0	0
Sec Cat: Systems Operations	Awd Date: Spring 20 Anticipated Fed Cat: STBG										
TIP #: Let With:	Future Cost: 0 Estimate Total: 2,987										
County: Callaway	Pavement improvements from Audrain County line to County Road 143.	Engineering:	0	1	40	262	0	0	0	0	0
Route: US 54		R/W:	0	0	0	0	0	0	0	0	0
Job No.: 5P3401		Construction:	0	0	0	3,343	0	0	0	0	0
Length: 7.20	MPO: N	FFOS:	0	0	0	0	0	0	0	0	0
Fund Cat: Taking Care Of System	AC-State: 2,917 State: 729 Local: 0	Payments:	0	0	0	0	0	0	0	0	0
Sec Cat: Thin Lift Overlay	Awd Date: 2022 Anticipated Fed Cat: NHPP										
TIP #: Let With:	Future Cost: 0 Estimate Total: 3,646										

* Subject to the approval of the Transportation Improvement Program by the governing Metropolitan Planning Organization.

Jun-13-2019

Section 4 - 3

District Central

Dollars in Thousands



2020-2024 Highway and Bridge Construction Schedule

Transportation Planning

P.O. Box 270
Jefferson City, MO 65102

Construction contingency applied to construction cost in the year the project is awarded.

Three percent project growth factor compounded annually is applied to right-of-way and construction costs in program years 2, 3, 4, and 5.

No inflation is applied to the Funding From Other Sources (FFOS) or Payments.

Engineering includes PE costs, CE costs and R/W incidentals.

Construction contingency applied to construction cost in the year the project is awarded. Three percent project growth factor compounded annually is applied to right-of-way and construction costs in program years 2, 3, 4, and 5. No inflation is applied to the Funding From Other Sources (FFOS) or Payments. Engineering includes PE costs, CE costs and R/W incidentals.							STATE FISCAL YEAR PROJECT BUDGETING					
							Prior Prog.	7/2019-	7/2020-	7/2021-	7/2022-	7/2023-
								6/2020	6/2021	6/2022	6/2023	6/2024
County: Callaway Route: IS 70 Job No.: 5I3137 Length: 11.50 MPO: N Fund Cat: Taking Care Of System Sec Cat: Preventive Maint Awd Date: Fall 20 Anticipated Fed Cat: NHPP TIP #: Let With: Future Cost: 0 Estimate Total: 6,861	Engineering: R/W: Construction: FFOS: Payments:	26 0 0 0 0 0	25 0 0 0 0 0	473 0 6,337 0 0 0	0 0 0 0 0 0	0 0 0 0 0 0						
County: Callaway Route: IS 70 Job No.: 5I3365 Length: 0.07 MPO: N Fund Cat: Taking Care Of System Sec Cat: Rehab And Reconst Awd Date: 2021 Anticipated Fed Cat: NHFP TIP #: Let With: 5I3366, 5S3253 Future Cost: 0 Estimate Total: 1,963	Engineering: R/W: Construction: FFOS: Payments:	26 0 0 0 0 0	50 0 0 0 0 0	192 0 1,695 0 0 0	0 0 0 0 0 0	0 0 0 0 0 0						
County: Callaway Route: RT AE Job No.: 5S3261 Length: 0.12 MPO: Y Fund Cat: Taking Care Of System Sec Cat: Preventive Maint Awd Date: Winter 20 Anticipated Fed Cat: NHPP TIP #: Let With: Future Cost: 0 Estimate Total: 948	Engineering: R/W: Construction: FFOS: Payments:	112 0 0 0 0 0	108 0 728 0 0 0	0 0 0 0 0 0	0 0 0 0 0 0	0 0 0 0 0 0						
County: Callaway Route: RT BB Job No.: 5S3245 Length: 12.57 MPO: N Fund Cat: Taking Care Of System Sec Cat: Thin Lift Overlay Awd Date: Fall 19 Anticipated Fed Cat: STBG TIP #: Let With: Future Cost: 0 Estimate Total: 1,332	Engineering: R/W: Construction: FFOS: Payments:	11 0 0 0 0 0	117 0 1,204 0 0 0	0 0 0 0 0 0	0 0 0 0 0 0	0 0 0 0 0 0						
County: Callaway Route: RT D Job No.: 5S3234 Length: 0.10 MPO: N Fund Cat: Taking Care Of System Sec Cat: Rehab And Reconst Awd Date: Fall 19 Anticipated Fed Cat: State TIP #: Let With: Future Cost: 0 Estimate Total: 2,983	Engineering: R/W: Construction: FFOS: Payments:	100 0 0 0 0 0	763 10 2,110 0 0 0	0 0 0 0 0 0	0 0 0 0 0 0	0 0 0 0 0 0						

* Subject to the approval of the Transportation Improvement Program by the governing Metropolitan Planning Organization.

Jun-13-2019

Section 4 - 4

District Central

Dollars in Thousands



2020-2024 Highway and Bridge Construction Schedule

Transportation Planning

P.O. Box 270
Jefferson City, MO 65102

Construction contingency applied to construction cost in the year the project is awarded.

Three percent project growth factor compounded annually is applied to right-of-way and construction costs in program years 2, 3, 4, and 5.

No inflation is applied to the Funding From Other Sources (FFOS) or Payments.

Engineering includes PE costs, CE costs and R/W incidentals.

Construction contingency applied to construction cost in the year the project is awarded. Three percent project growth factor compounded annually is applied to right-of-way and construction costs in program years 2, 3, 4, and 5. No inflation is applied to the Funding From Other Sources (FFOS) or Payments. Engineering includes PE costs, CE costs and R/W incidentals.							STATE FISCAL YEAR PROJECT BUDGETING					
							Prior Prog.	7/2019- 6/2020	7/2020- 6/2021	7/2021- 6/2022	7/2022- 6/2023	7/2023- 6/2024
County: Callaway Route: RT D Job No.: 5S3317 Length: 18.36 MPO: N Fund Cat: Taking Care Of System Sec Cat: Thin Lift Overlay Awd Date: 2022 Anticipated Fed Cat: STBG TIP #: Let With: Future Cost: 0 Estimate Total: 3,863	Pavement and guardrail improvements and add rumblestrips from I-70 to Rte. 94. \$1,857,000 Open Container funds.						Engineering: 25	50	146	400	0	0
							R/W: 0	0	10	0	0	0
							Construction: 0	0	0	3,232	0	0
							FFOS: 0	0	0	1,857	0	0
							Payments: 0	0	0	0	0	0
County: Callaway Route: RT O Job No.: 5S3367 Length: 0.32 MPO: N Fund Cat: Taking Care Of System Sec Cat: Rehab And Reconst Awd Date: Summer 20 Anticipated Fed Cat: NHPP TIP #: Let With: Future Cost: 0 Estimate Total: 1,303	Bridge rehabilitation over Auxvasse Creek, 6 miles southeast of Fulton. Project involves bridge A1960.						Engineering: 70	60	94	0	0	0
							R/W: 0	0	0	0	0	0
							Construction: 0	0	1,079	0	0	0
							FFOS: 0	0	0	0	0	0
							Payments: 0	0	0	0	0	0
County: Callaway Route: RT UU Job No.: 5S3324 Length: 12.88 MPO: N Fund Cat: Taking Care Of System Sec Cat: Thin Lift Overlay Awd Date: 2021 Anticipated Fed Cat: STBG TIP #: Let With: Future Cost: 0 Estimate Total: 1,797	Pavement improvements and add rumblestrips from Rte. O to Rte. JJ. Includes pavement improvements on Rte. JJ from Rte. Z to Rte. UU.						Engineering: 3	71	215	0	0	0
							R/W: 0	1	0	0	0	0
							Construction: 0	0	1,507	0	0	0
							FFOS: 0	0	0	0	0	0
							Payments: 0	0	0	0	0	0
County: Camden Route: US 54 Job No.: 5P3270 Length: 0.37 MPO: N Fund Cat: Taking Care Of System Sec Cat: Rehab And Reconst Awd Date: 2021 Anticipated Fed Cat: NHPP TIP #: Let With: Future Cost: 0 Estimate Total: 1,101	Bridge rehabilitation over the Lake of the Ozarks. Project involves bridge J0832.						Engineering: 10	65	154	0	0	0
							R/W: 0	0	0	0	0	0
							Construction: 0	0	872	0	0	0
							FFOS: 0	0	0	0	0	0
							Payments: 0	0	0	0	0	0
County: Camden Route: MO 7 Job No.: 5P3325 Length: 15.83 MPO: N Fund Cat: Taking Care Of System Sec Cat: Thin Lift Overlay Awd Date: 2024 Anticipated Fed Cat: NHPP TIP #: Let With: Future Cost: 0 Estimate Total: 2,414	Pavement improvements from Rte. 5 to Rte. AA in Benton County.						Engineering: 1	1	1	1	15	172
							R/W: 0	0	0	0	0	0
							Construction: 0	0	0	0	0	2,223
							FFOS: 0	0	0	0	0	0
							Payments: 0	0	0	0	0	0

* Subject to the approval of the Transportation Improvement Program by the governing Metropolitan Planning Organization.

Jun-13-2019

Section 4 - 5

District Central

Dollars in Thousands



2020-2024 Highway and Bridge Construction Schedule

Transportation Planning

P.O. Box 270
Jefferson City, MO 65102

Construction contingency applied to construction cost in the year the project is awarded.

Three percent project growth factor compounded annually is applied to right-of-way and construction costs in program years 2, 3, 4, and 5.

No inflation is applied to the Funding From Other Sources (FFOS) or Payments.

Engineering includes PE costs, CE costs and R/W incidentals.

Construction contingency applied to construction cost in the year the project is awarded. Three percent project growth factor compounded annually is applied to right-of-way and construction costs in program years 2, 3, 4, and 5. No inflation is applied to the Funding From Other Sources (FFOS) or Payments. Engineering includes PE costs, CE costs and R/W incidentals.							STATE FISCAL YEAR PROJECT BUDGETING						
							Prior Prog.	7/2019- 6/2020	7/2020- 6/2021	7/2021- 6/2022	7/2022- 6/2023	7/2023- 6/2024	
County: Camden	Bridge rehabilitation over Minnow Brook Creek. Project involves bridge A1905.						Engineering:	300	72	0	0	0	0
Route: RT D							R/W:	0	10	0	0	0	0
Job No.: 5S3262							Construction:	0	476	0	0	0	0
Length: 0.06	MPO: N							FFOS:	0	0	0	0	0
Fund Cat: Taking Care Of System	Fed: 0	State: 558	Local: 0				Payments:	0	0	0	0	0	
Sec Cat: Rehab And Reconst	Awd Date: Fall 19	Anticipated Fed Cat: State											
TIP #: Let With: 5S3263	Future Cost: 0		Estimate Total: 858										
County: Camden	Pavement improvements from Rte. 54 to Rte. E, on Rte. J from Rte. 7 to Rte. 54 and on Rte. AA from Maritime Road to Rte. 54. Add rumblestrips on Rte. D. \$247,000 Open Container funds.						Engineering:	5	9	82	224	0	0
Route: RT D							R/W:	0	0	10	0	0	0
Job No.: 5S3336							Construction:	0	0	0	1,713	0	0
Length: 32.95	MPO: N							FFOS:	0	0	0	247	0
Fund Cat: Taking Care Of System	AC-State: 1,630	State: 408	Local: 0				Payments:	0	0	0	0	0	
Sec Cat: Thin Lift Overlay	Awd Date: 2022	Anticipated Fed Cat: STBG											
TIP #: Let With:	Future Cost: 0		Estimate Total: 2,043										
County: Cole	Bridge preventive maintenance and upgrade guardrail over Osage River, 0.3 mile west of the Rte. 63 junction. Project involves bridge A5552.						Engineering:	1	20	80	126	0	0
Route: US 50							R/W:	0	0	0	0	0	0
Job No.: 5P2190							Construction:	0	0	0	342	0	0
Length: 0.21	MPO: Y							FFOS:	0	0	0	0	0
Fund Cat: Taking Care Of System	Fed: 455	State: 113	Local: 0				Payments:	0	0	0	0	0	
Sec Cat: Preventive Maint	Awd Date: 2022	Anticipated Fed Cat: NHPP											
TIP #: Let With:	Future Cost: 0		Estimate Total: 569										
County: Cole	Pavement resurfacing from east of West Truman Blvd. to east of Kaylor Bridge Road and on eastbound lanes from east of Rte. M to east of Stoney Gap road.						Engineering:	10	14	241	0	0	0
Route: US 50							R/W:	0	0	0	0	0	0
Job No.: 5P3333							Construction:	0	0	3,232	0	0	0
Length: 7.14	MPO: Y							FFOS:	0	0	0	0	0
Fund Cat: Taking Care Of System	AC-State: 2,790	State: 697	Local: 0				Payments:	0	0	0	0	0	
Sec Cat: Thin Lift Overlay	Awd Date: Fall 20	Anticipated Fed Cat: NHPP											
TIP #: Let With:	Future Cost: 0		Estimate Total: 3,497										
County: Cole	Pavement resurfacing and upgrade guardrail from Rte. E to near Stadium Boulevard in Jefferson City.						Engineering:	117	618	0	0	0	0
Route: US 54							R/W:	0	0	0	0	0	0
Job No.: 5P3121							Construction:	0	6,338	0	0	0	0
Length: 11.24	MPO: Y							FFOS:	0	0	0	0	0
Fund Cat: Taking Care Of System	Fed: 5,565	State: 1,391	Local: 0				Payments:	0	0	0	0	0	
Sec Cat: Thin Lift Overlay	Awd Date: Fall 19	Anticipated Fed Cat: NHPP											
TIP #: 2016-08	Let With: 5P3371, 5P3128	Future Cost: 0		Estimate Total: 7,073									

* Subject to the approval of the Transportation Improvement Program by the governing Metropolitan Planning Organization.

Jun-13-2019

Section 4 - 6

District Central

Dollars in Thousands



2020-2024 Highway and Bridge Construction Schedule

Transportation Planning

P.O. Box 270
Jefferson City, MO 65102

Construction contingency applied to construction cost in the year the project is awarded.

Three percent project growth factor compounded annually is applied to right-of-way and construction costs in program years 2, 3, 4, and 5.

No inflation is applied to the Funding From Other Sources (FFOS) or Payments.

Engineering includes PE costs, CE costs and R/W incidentals.

Construction contingency applied to construction cost in the year the project is awarded. Three percent project growth factor compounded annually is applied to right-of-way and construction costs in program years 2, 3, 4, and 5. No inflation is applied to the Funding From Other Sources (FFOS) or Payments. Engineering includes PE costs, CE costs and R/W incidentals.												STATE FISCAL YEAR PROJECT BUDGETING						
												Prior Prog.	7/2019- 6/2020	7/2020- 6/2021	7/2021- 6/2022	7/2022- 6/2023	7/2023- 6/2024	
County: Cole	Pavement resurfacing and upgrade guardrail from Miller County line to Rte. E.											Engineering:	52	278	0	0	0	0
Route: US 54												R/W:	0	0	0	0	0	0
Job No.: 5P3128												Construction:	0	2,850	0	0	0	0
Length: 7.04	MPO: N										FFOS:	0	0	0	0	0		
Fund Cat: Taking Care Of System	Fed: 2,503 State: 625 Local: 0											Payments:	0	0	0	0	0	
Sec Cat: Thin Lift Overlay	Awd Date: Fall 19	Anticipated Fed Cat: NHPP																
TIP #: Let With: 5P3121, 5P3371	Future Cost: 0 Estimate Total: 3,180																	
County: Cole	Bridge improvements over Missouri River. Project involves bridges A4497 and L0550.											Engineering:	256	180	492	0	0	0
Route: US 54												R/W:	0	0	0	0	0	0
Job No.: 5P3337												Construction:	0	0	4,428	0	0	0
Length: 0.35	MPO: Y										FFOS:	0	0	0	0	0		
Fund Cat: Taking Care Of System	Fed: 4,080 State: 1,020 Local: 0											Payments:	0	0	0	0	0	
Sec Cat: Rehab And Reconst	Awd Date: 2021	Anticipated Fed Cat: NHPP																
TIP #: Let With:	Future Cost: 0 Estimate Total: 5,356																	
County: Cole	Add guard cable from Rte. AA in Miller County to near Stadium Boulevard in Jefferson City.											Engineering:	20	549	0	0	0	0
Route: US 54												R/W:	0	0	0	0	0	0
Job No.: 5P3371												Construction:	0	2,707	0	0	0	0
Length: 18.70	MPO: Y										FFOS:	0	0	0	0	0		
Fund Cat: Taking Care Of System	Fed: 2,605 State: 651 Local: 0											Payments:	0	0	0	0	0	
Sec Cat: Thin Lift Overlay	Awd Date: Fall 19	Anticipated Fed Cat: NHPP																
TIP #: Let With: 5P3121, 5P3128	Future Cost: 0 Estimate Total: 3,276																	
County: Cole	Bridge improvements over Moreau Creek. Project involves bridge R0235.											Engineering:	5	10	14	58	0	0
Route: RT A												R/W:	0	0	0	0	0	0
Job No.: 5S3334												Construction:	0	0	0	595	0	0
Length: 0.08	MPO: N										FFOS:	0	0	0	0	0		
Fund Cat: Taking Care Of System	Fed: 541 State: 136 Local: 0											Payments:	0	0	0	0	0	
Sec Cat: Rehab And Reconst	Awd Date: 2022	Anticipated Fed Cat: NHPP																
TIP #: Let With: 5S3273	Future Cost: 0 Estimate Total: 682																	
County: Cole	Bridge rehabilitation and add guardrail over Bois Brule Creek. Project involves bridge R0250.											Engineering:	64	91	106	0	0	0
Route: RT H												R/W:	0	1	0	0	0	0
Job No.: 5S3229												Construction:	0	0	554	0	0	0
Length: 0.28	MPO: N										FFOS:	0	0	0	0	0		
Fund Cat: Taking Care Of System	Fed: 602 State: 150 Local: 0											Payments:	0	0	0	0	0	
Sec Cat: Rehab And Reconst	Awd Date: Fall 20	Anticipated Fed Cat: NHPP																
TIP #: Let With:	Future Cost: 0 Estimate Total: 816																	

* Subject to the approval of the Transportation Improvement Program by the governing Metropolitan Planning Organization.

Jun-13-2019

Section 4 - 7

District Central

Dollars in Thousands



2020-2024 Highway and Bridge Construction Schedule

Transportation Planning

P.O. Box 270
Jefferson City, MO 65102

Construction contingency applied to construction cost in the year the project is awarded.

Three percent project growth factor compounded annually is applied to right-of-way and construction costs in program years 2, 3, 4, and 5.

No inflation is applied to the Funding From Other Sources (FFOS) or Payments.

Engineering includes PE costs, CE costs and R/W incidentals.

Construction contingency applied to construction cost in the year the project is awarded. Three percent project growth factor compounded annually is applied to right-of-way and construction costs in program years 2, 3, 4, and 5. No inflation is applied to the Funding From Other Sources (FFOS) or Payments. Engineering includes PE costs, CE costs and R/W incidentals.							STATE FISCAL YEAR PROJECT BUDGETING					
							Prior Prog.	7/2019- 6/2020	7/2020- 6/2021	7/2021- 6/2022	7/2022- 6/2023	7/2023- 6/2024
County: Cole Route: RT M Job No.: 5S3230 Length: 417.68 MPO: Y Fund Cat: Taking Care Of System Sec Cat: Thin Lift Overlay TIP #: Let With:	Pavement resurfacing and add rumblestripes from Rte. B to Rte. 50 and on Rte. E from Rte. 54 to Rte. B. \$326,000 Open Container funds. Fed: 3,030 State: 757 Local: 0 Awd Date: Fall 19 Anticipated Fed Cat: STBG Future Cost: 0 Estimate Total: 3,857					Engineering: 70 R/W: 0 Construction: 0 FFOS: 0 Payments: 0	637 10 3,140 326 0	0 0 0 0 0	0 0 0 0 0	0 0 0 0 0	0 0 0 0 0	
County: Cole Route: RT U Job No.: 5S3386 Length: 19.57 MPO: N Fund Cat: Taking Care Of System Sec Cat: Thin Lift Overlay TIP #: Let With:	Pavement and guardrail improvements from Lookout Trail in Centertown to Rte. C. Includes Rte. Y from Rte. M in Taos to Big Meadows Road, Rte. W from Rte. B in Wardsville to the end of state maintenance and Rte. J from Rte. 50 to the end of state maintenance. AC-State: 540 State: 135 Local: 0 Awd Date: 2021 Anticipated Fed Cat: STBG Future Cost: 0 Estimate Total: 675					Engineering: 0 R/W: 0 Construction: 0 FFOS: 0 Payments: 0	5 0 0 0 0	54 0 616 0 0	0 0 0 0 0	0 0 0 0 0	0 0 0 0 0	
County: Cooper Route: MO 135 Job No.: 5P3237 Length: 26.20 MPO: N Fund Cat: Taking Care Of System Sec Cat: Thin Lift Overlay TIP #: Let With: 5S3389	Pavement resurfacing and add rumblestripes from I-70 to Rte. 50. Fed: 4,428 State: 1,107 Local: 0 Awd Date: Fall 19 Anticipated Fed Cat: STBG Future Cost: 0 Estimate Total: 5,785					Engineering: 250 R/W: 0 Construction: 0 FFOS: 0 Payments: 0	691 10 4,834 0 0	0 0 0 0 0	0 0 0 0 0	0 0 0 0 0	0 0 0 0 0	
County: Cooper Route: US 40 Job No.: 5P3338 Length: 0.58 MPO: N Fund Cat: Taking Care Of System Sec Cat: Rehab And Reconst TIP #: Let With:	Bridge improvements over Missouri River in Boonville. Project involves bridge A4574. Fed: 1,307 State: 327 Local: 0 Awd Date: 2021 Anticipated Fed Cat: NHPP Future Cost: 0 Estimate Total: 1,636					Engineering: 2 R/W: 0 Construction: 0 FFOS: 0 Payments: 0	80 0 0 0 0	125 0 1,429 0 0	0 0 0 0 0	0 0 0 0 0	0 0 0 0 0	
County: Cooper Route: IS 70 Job No.: 0I30051 Length: 78.02 MPO: Y Fund Cat: Statewide Interstate And Major Bridge Sec Cat: Preventive Maint TIP #: Let With:	Job Order Contracting for asphalt pavement repair in Cooper, Boone and Callaway Counties. AC-State: 245 State: 28 Local: 0 Awd Date: Summer 19 Anticipated Fed Cat: NHPP Future Cost: 0 Estimate Total: 273					Engineering: 0 R/W: 0 Construction: 0 FFOS: 0 Payments: 0	23 0 250 0 0	0 0 0 0 0	0 0 0 0 0	0 0 0 0 0	0 0 0 0 0	

* Subject to the approval of the Transportation Improvement Program by the governing Metropolitan Planning Organization.



2020-2024 Highway and Bridge Construction Schedule

Transportation Planning

P.O. Box 270
Jefferson City, MO 65102

Construction contingency applied to construction cost in the year the project is awarded.

Three percent project growth factor compounded annually is applied to right-of-way and construction costs in program years 2, 3, 4, and 5.

No inflation is applied to the Funding From Other Sources (FFOS) or Payments.

Engineering includes PE costs, CE costs and R/W incidentals.

Construction contingency applied to construction cost in the year the project is awarded. Three percent project growth factor compounded annually is applied to right-of-way and construction costs in program years 2, 3, 4, and 5. No inflation is applied to the Funding From Other Sources (FFOS) or Payments. Engineering includes PE costs, CE costs and R/W incidentals.											STATE FISCAL YEAR PROJECT BUDGETING							
											Prior Prog.	7/2019- 6/2020	7/2020- 6/2021	7/2021- 6/2022	7/2022- 6/2023	7/2023- 6/2024		
County: Cooper	Job Order Contracting for concrete pavement repair in Cooper, Boone and Callaway Counties.										Engineering:	0	23	0	0	0	0	
Route: IS 70											R/W:	0	0	0	0	0	0	
Job No.: 013005Z											Construction:	0	250	0	0	0	0	
Length: 78.02	MPO: Y											FFOS:	0	0	0	0	0	0
Fund Cat: Statewide Interstate And Major Bridge	AC-State: 245 State: 28 Local: 0										Payments:	0	0	0	0	0	0	
Sec Cat: Preventive Maint	Awd Date: Summer 19 Anticipated Fed Cat: NHPP																	
TIP #:	Let With: Future Cost: 0 Estimate Total: 273																	
County: Cooper	Job Order Contracting for asphalt pavement repair in Cooper, Boone and Callaway Counties.										Engineering:	0	40	0	0	0	0	
Route: IS 70											R/W:	0	0	0	0	0	0	
Job No.: 013006I											Construction:	0	500	0	0	0	0	
Length: 78.02	MPO: Y											FFOS:	0	0	0	0	0	0
Fund Cat: Statewide Interstate And Major Bridge	AC-State: 485 State: 55 Local: 0										Payments:	0	0	0	0	0	0	
Sec Cat: Preventive Maint	Awd Date: Spring 20 Anticipated Fed Cat: NHPP																	
TIP #:	Let With: Future Cost: 0 Estimate Total: 540																	
County: Cooper	Job Order Contracting for concrete pavement repair in Cooper, Boone and Callaway Counties.										Engineering:	0	23	0	0	0	0	
Route: IS 70											R/W:	0	0	0	0	0	0	
Job No.: 013006Z											Construction:	0	250	0	0	0	0	
Length: 78.02	MPO: Y											FFOS:	0	0	0	0	0	0
Fund Cat: Statewide Interstate And Major Bridge	AC-State: 245 State: 28 Local: 0										Payments:	0	0	0	0	0	0	
Sec Cat: Preventive Maint	Awd Date: Spring 20 Anticipated Fed Cat: NHPP																	
TIP #:	Let With: Future Cost: 0 Estimate Total: 273																	
County: Cooper	Job Order Contracting for asphalt pavement repair in Cooper, Boone and Callaway Counties.										Engineering:	0	0	23	0	0	0	
Route: IS 70											R/W:	0	0	0	0	0	0	
Job No.: 013007I											Construction:	0	0	258	0	0	0	
Length: 78.02	MPO: Y											FFOS:	0	0	0	0	0	0
Fund Cat: Statewide Interstate And Major Bridge	AC-State: 252 State: 29 Local: 0										Payments:	0	0	0	0	0	0	
Sec Cat: Preventive Maint	Awd Date: 2021 Anticipated Fed Cat: NHPP																	
TIP #:	Let With: Future Cost: 0 Estimate Total: 281																	
County: Cooper	Job Order Contracting for concrete pavement repair in Cooper, Boone and Callaway Counties.										Engineering:	0	0	23	0	0	0	
Route: IS 70											R/W:	0	0	0	0	0	0	
Job No.: 013007Z											Construction:	0	0	258	0	0	0	
Length: 78.02	MPO: Y											FFOS:	0	0	0	0	0	0
Fund Cat: Statewide Interstate And Major Bridge	AC-State: 252 State: 29 Local: 0										Payments:	0	0	0	0	0	0	
Sec Cat: Preventive Maint	Awd Date: 2021 Anticipated Fed Cat: NHPP																	
TIP #:	Let With: Future Cost: 0 Estimate Total: 281																	

* Subject to the approval of the Transportation Improvement Program by the governing Metropolitan Planning Organization.

Jun-13-2019

Section 4 - 9

District Central

Dollars in Thousands



2020-2024 Highway and Bridge Construction Schedule

Transportation Planning

P.O. Box 270
Jefferson City, MO 65102

Construction contingency applied to construction cost in the year the project is awarded.

Three percent project growth factor compounded annually is applied to right-of-way and construction costs in program years 2, 3, 4, and 5.

No inflation is applied to the Funding From Other Sources (FFOS) or Payments.

Engineering includes PE costs, CE costs and R/W incidentals.

						STATE FISCAL YEAR PROJECT BUDGETING					
						Prior Prog.	7/2019- 6/2020	7/2020- 6/2021	7/2021- 6/2022	7/2022- 6/2023	7/2023- 6/2024
County: Cooper	Bridge rehabilitation and painting over Missouri River near Rocheport. Project involves					Engineering:	1,376	4,870	0	0	0
Route: IS 70	bridge L0962.					R/W:	0	0	0	0	0
Job No.: 513000						Construction:	0	18,300	0	0	0
Length: 0.59	MPO: N					FFOS:	0	0	0	0	0
Fund Cat: Statewide Interstate And Major Bridge	Fed: 20,853 State: 2,317 Local: 0					Payments:	0	0	0	0	0
Sec Cat: Preventive Maint	Awd Date: Winter 20 Anticipated Fed Cat: NHPP										
TIP #:	Let With: Future Cost: 0 Estimate Total: 24,546										
County: Cooper	Pavement improvements from Saline County line to 0.4 mile west of Boone County line.					Engineering:	98	5	70	1,378	0
Route: IS 70						R/W:	0	0	0	0	0
Job No.: 513252						Construction:	0	0	0	18,988	0
Length: 27.58	MPO: N					FFOS:	0	0	0	0	0
Fund Cat: Taking Care Of System	Fed: 18,396 State: 2,045 Local: 0					Payments:	0	0	0	0	0
Sec Cat: Thin Lift Overlay	Awd Date: 2022 Anticipated Fed Cat: NHPP										
TIP #:	Let With: Future Cost: 0 Estimate Total: 20,539										
County: Cooper	Bridge improvements over Chouteau Creek. Project involves bridge A5118 and A5119.					Engineering:	0	5	5	25	0
Route: IS 70						R/W:	0	0	0	0	0
Job No.: 513400						Construction:	0	0	0	273	0
Length: 0.06	MPO: N					FFOS:	0	0	0	0	0
Fund Cat: Taking Care Of System	Fed: 246 State: 62 Local: 0					Payments:	0	0	0	0	0
Sec Cat: Rehab And Reconst	Awd Date: 2022 Anticipated Fed Cat: NHPP										
TIP #:	Let With: Future Cost: 0 Estimate Total: 308										
County: Cooper	Pavement repair at various locations from Saline County line to Montgomery County line.					Engineering:	0	60	360	0	0
Route: IS 70						R/W:	0	0	0	0	0
Job No.: 513423						Construction:	0	0	3,367	0	0
Length: 78.03	MPO: Y					FFOS:	0	0	0	0	0
Fund Cat: Taking Care Of System	Fed: 3,408 State: 379 Local: 0					Payments:	0	0	0	0	0
Sec Cat: Thin Lift Overlay	Awd Date: Fall 20 Anticipated Fed Cat: NHPP										
TIP #:	Let With: Future Cost: 0 Estimate Total: 3,787										
County: Cooper	Pavement resurfacing from Rte. 87 to the end of state maintenance.					Engineering:	0	56	0	0	0
Route: MO 98						R/W:	0	0	0	0	0
Job No.: 553389						Construction:	0	576	0	0	0
Length: 8.38	MPO: N					FFOS:	0	0	0	0	0
Fund Cat: Taking Care Of System	AC-State: 506 State: 126 Local: 0					Payments:	0	0	0	0	0
Sec Cat: Thin Lift Overlay	Awd Date: Fall 19 Anticipated Fed Cat: STBG										
TIP #:	Let With: 5P3237 Future Cost: 0 Estimate Total: 632										

* Subject to the approval of the Transportation Improvement Program by the governing Metropolitan Planning Organization.

Jun-13-2019

Section 4 - 10

District Central

Dollars in Thousands



2020-2024 Highway and Bridge Construction Schedule

Transportation Planning

P.O. Box 270
Jefferson City, MO 65102

Construction contingency applied to construction cost in the year the project is awarded.

Three percent project growth factor compounded annually is applied to right-of-way and construction costs in program years 2, 3, 4, and 5.

No inflation is applied to the Funding From Other Sources (FFOS) or Payments.

Engineering includes PE costs, CE costs and R/W incidentals.

						STATE FISCAL YEAR PROJECT BUDGETING					
						Prior Prog.	7/2019- 6/2020	7/2020- 6/2021	7/2021- 6/2022	7/2022- 6/2023	7/2023- 6/2024
County: Cooper	Pavement preservation treatment from Rte. U to Rte. 50 in Tipton, in Howard County on					Engineering:	25	8	97	0	0
Route: RT B	Rte. W from Rte. A to Rte. 240 and Rte. EE from Rte. A to Rte. J.					R/W:	0	1	0	0	0
Job No.: 5S3316						Construction:	0	0	1,190	0	0
Length: 36.34	MPO: N					FFOS:	0	0	0	0	0
Fund Cat: Taking Care Of System	AC-State: 1,037 State: 259 Local: 0					Payments:	0	0	0	0	0
Sec Cat: Thin Lift Overlay	Awd Date: Fall 20 Anticipated Fed Cat: STBG										
TIP #: 	Let With: Future Cost: 0 Estimate Total: 1,321										
County: Cooper	Bridge replacement over Flat Creek. Project involves bridge P0227.					Engineering:	100	167	0	0	0
Route: RT DD						R/W:	0	1	0	0	0
Job No.: 5S3260						Construction:	0	840	0	0	0
Length: 0.15	MPO: N					FFOS:	0	0	0	0	0
Fund Cat: Taking Care Of System	Fed: 807 State: 201 Local: 0					Payments:	0	0	0	0	0
Sec Cat: Rehab And Reconst	Awd Date: Winter 20 Anticipated Fed Cat: NHPP										
TIP #: 	Let With: 5S3251 Future Cost: 0 Estimate Total: 1,108										
County: Cooper	Bridge rehabilitation over Blackwater River. Project involves bridge A1382.					Engineering:	60	149	0	0	0
Route: RT K						R/W:	0	1	0	0	0
Job No.: 5S3251						Construction:	0	939	0	0	0
Length: 0.10	MPO: N					FFOS:	0	0	0	0	0
Fund Cat: Taking Care Of System	Fed: 871 State: 218 Local: 0					Payments:	0	0	0	0	0
Sec Cat: Rehab And Reconst	Awd Date: Winter 20 Anticipated Fed Cat: NHPP										
TIP #: 	Let With: 5S3260 Future Cost: 0 Estimate Total: 1,149										
County: Crawford	Pavement preservation treatment from Rte. 68 to Rte. 49.					Engineering:	5	62	0	0	0
Route: MO 19						R/W:	0	0	0	0	0
Job No.: 5S3278						Construction:	0	643	0	0	0
Length: 23.32	MPO: N					FFOS:	0	0	0	0	0
Fund Cat: Taking Care Of System	AC-State: 564 State: 141 Local: 0					Payments:	0	0	0	0	0
Sec Cat: Thin Lift Overlay	Awd Date: Fall 19 Anticipated Fed Cat: STBG										
TIP #: 	Let With: 5S3383 Future Cost: 0 Estimate Total: 710										
County: Crawford	Bridge replacement over Dry Fork Creek. Project involves bridge S0421.					Engineering:	100	175	0	0	0
Route: MO 49						R/W:	0	15	0	0	0
Job No.: 5P3241						Construction:	0	868	0	0	0
Length: 0.04	MPO: N					FFOS:	0	0	0	0	0
Fund Cat: Taking Care Of System	Fed: 0 State: 1,058 Local: 0					Payments:	0	0	0	0	0
Sec Cat: Rehab And Reconst	Awd Date: Fall 19 Anticipated Fed Cat: State										
TIP #: 	Let With: Future Cost: 0 Estimate Total: 1,158										

* Subject to the approval of the Transportation Improvement Program by the governing Metropolitan Planning Organization.

Jun-13-2019

Section 4 - 11

District Central

Dollars in Thousands



2020-2024 Highway and Bridge Construction Schedule

Transportation Planning

P.O. Box 270
Jefferson City, MO 65102

Construction contingency applied to construction cost in the year the project is awarded.

Three percent project growth factor compounded annually is applied to right-of-way and construction costs in program years 2, 3, 4, and 5.

No inflation is applied to the Funding From Other Sources (FFOS) or Payments.

Engineering includes PE costs, CE costs and R/W incidentals.

Construction contingency applied to construction cost in the year the project is awarded. Three percent project growth factor compounded annually is applied to right-of-way and construction costs in program years 2, 3, 4, and 5. No inflation is applied to the Funding From Other Sources (FFOS) or Payments. Engineering includes PE costs, CE costs and R/W incidentals.												STATE FISCAL YEAR PROJECT BUDGETING						
												Prior Prog.	7/2019- 6/2020	7/2020- 6/2021	7/2021- 6/2022	7/2022- 6/2023	7/2023- 6/2024	
County:	Crawford	Pavement improvements from Rte. 8 to the end of state maintenance, Rte. UU from I-44 south outer road to the end of state maintenance, I-44 south outer road from Rte. ZZ to the Crawford County line, and Rte. KK in Phelps County from Rte. 8 to the Crawford County line.										Engineering:	0	1	21	158	0	0
Route:	RT BB											R/W:	0	0	10	0	0	0
Job No.:	5S3394											Construction:	0	0	0	1,822	0	0
Length:	17.71	MPO:	N									FFOS:	0	0	0	0	0	0
Fund Cat:	Taking Care Of System			AC-State:	1,610	State:	402	Local:	0									
Sec Cat:	Thin Lift Overlay	Awd Date:	2022	Anticipated Fed Cat:	STBG													
TIP #:	Let With: 5S3340			Future Cost:	0	Estimate Total:	2,012											
County:	Crawford	Bridge improvements over Little Bourbeuse River. Project involves bridge S0364.										Engineering:	55	110	214	0	0	0
Route:	RT C											R/W:	0	20	0	0	0	0
Job No.:	5S3265											Construction:	0	0	899	0	0	0
Length:	0.03	MPO:	N	Fed:	994	State:	249	Local:	0									
Fund Cat:	Taking Care Of System			Anticipated Fed Cat:	NHPP													
Sec Cat:	Rehab And Reconst	Awd Date:	2021															
TIP #:	Let With:			Future Cost:	0	Estimate Total:	1,298											
County:	Crawford	Pavement improvements from Rte. 19 to I-44. Includes adding rumblestrips from Rte. P to I-44.										Engineering:	1	1	28	148	0	0
Route:	RT C											R/W:	0	0	21	0	0	0
Job No.:	5S3346											Construction:	0	0	0	1,865	0	0
Length:	12.58	MPO:	N	AC-State:	1,650	State:	413	Local:	0									
Fund Cat:	Taking Care Of System			Anticipated Fed Cat:	STBG													
Sec Cat:	Thin Lift Overlay	Awd Date:	2022															
TIP #:	Let With:			Future Cost:	0	Estimate Total:	2,064											
County:	Crawford	Bridge rehabilitation over Brush Creek. Project involves bridge R0275.										Engineering:	56	152	0	0	0	0
Route:	RT CC											R/W:	0	0	0	0	0	0
Job No.:	5S3289											Construction:	0	686	0	0	0	0
Length:	0.05	MPO:	N	Fed:	0	State:	838	Local:	0									
Fund Cat:	Taking Care Of System			Anticipated Fed Cat:	State													
Sec Cat:	Rehab And Reconst	Awd Date:	Summer 19															
TIP #:	Let With:			Future Cost:	0	Estimate Total:	894											
County:	Crawford	Pavement improvements from I-44 to Rte. 19, Rte. CC from Rte. 19 to Rte. C and Rte. 68 from Rte. 63 to 0.5 mile west of I-44.										Engineering:	3	1	5	69	0	0
Route:	RT F											R/W:	0	0	0	0	0	0
Job No.:	5P3347											Construction:	0	0	0	728	0	0
Length:	29.89	MPO:	N	AC-State:	642	State:	161	Local:	0									
Fund Cat:	Taking Care Of System			Anticipated Fed Cat:	STBG													
Sec Cat:	Thin Lift Overlay	Awd Date:	2022															
TIP #:	Let With:			Future Cost:	0	Estimate Total:	806											

* Subject to the approval of the Transportation Improvement Program by the governing Metropolitan Planning Organization.

Jun-13-2019

Section 4 - 12

District Central

Dollars in Thousands



2020-2024 Highway and Bridge Construction Schedule

Transportation Planning

P.O. Box 270
Jefferson City, MO 65102

Construction contingency applied to construction cost in the year the project is awarded.

Three percent project growth factor compounded annually is applied to right-of-way and construction costs in program years 2, 3, 4, and 5.

No inflation is applied to the Funding From Other Sources (FFOS) or Payments.

Engineering includes PE costs, CE costs and R/W incidentals.

Construction contingency applied to construction cost in the year the project is awarded. Three percent project growth factor compounded annually is applied to right-of-way and construction costs in program years 2, 3, 4, and 5. No inflation is applied to the Funding From Other Sources (FFOS) or Payments. Engineering includes PE costs, CE costs and R/W incidentals.							STATE FISCAL YEAR PROJECT BUDGETING						
							Prior Prog.	7/2019- 6/2020	7/2020- 6/2021	7/2021- 6/2022	7/2022- 6/2023	7/2023- 6/2024	
County: Crawford	Pavement improvements and add rumblestripes from Rte. J to Rte. 185.						Engineering:	0	70	697	0	0	0
Route: RT N							R/W:	0	20	0	0	0	0
Job No.: 5S3395							Construction:	0	0	3,523	0	0	0
Length: 18.10	MPO: N					FFOS:	0	0	0	0	0	0	
Fund Cat: Taking Care Of System			AC-State: 3,447	State: 863	Local: 0	Payments:	0	0	0	0	0	0	
Sec Cat: Thin Lift Overlay	Awd Date: Fall 20	Anticipated Fed Cat: STBG											
TIP #: Let With: 5S3290			Future Cost: 0	Estimate Total: 4,310									
County: Crawford	Pavement improvements from I-44 to end of state maintenance and on Rte. FF from I-44 to end of state maintenance.						Engineering:	2	1	5	59	0	0
Route: RT WW							R/W:	0	0	0	0	0	0
Job No.: 5S3340							Construction:	0	0	0	702	0	0
Length: 8.56	MPO: Y					FFOS:	0	0	0	0	0	0	
Fund Cat: Taking Care Of System			AC-State: 614	State: 153	Local: 0	Payments:	0	0	0	0	0	0	
Sec Cat: Thin Lift Overlay	Awd Date: 2022	Anticipated Fed Cat: STBG											
TIP #: Let With: 5S3394			Future Cost: 0	Estimate Total: 769									
County: Dent	Pavement improvements from Rte. 32 to Rte. E.						Engineering:	5	4	36	0	0	0
Route: RT F							R/W:	0	0	0	0	0	0
Job No.: 5S3277							Construction:	0	0	435	0	0	0
Length: 6.89	MPO: N					FFOS:	0	0	0	0	0	0	
Fund Cat: Taking Care Of System			AC-State: 380	State: 95	Local: 0	Payments:	0	0	0	0	0	0	
Sec Cat: Thin Lift Overlay	Awd Date: 2021	Anticipated Fed Cat: STBG											
TIP #: Let With: 5S3393, 5P3236			Future Cost: 0	Estimate Total: 480									
County: Dent	Bridge replacement over Norman Creek. Project involves bridge P0290.						Engineering:	13	50	123	0	0	0
Route: RT FF							R/W:	0	10	0	0	0	0
Job No.: 5S3281							Construction:	0	0	594	0	0	0
Length: 0.02	MPO: N					FFOS:	0	0	0	0	0	0	
Fund Cat: Taking Care Of System			Fed: 621	State: 156	Local: 0	Payments:	0	0	0	0	0	0	
Sec Cat: Rehab And Reconst	Awd Date: Fall 20	Anticipated Fed Cat: NHPP											
TIP #: Let With:			Future Cost: 0	Estimate Total: 790									
County: Gasconade	Bridge improvements over Gasconade River. Project involves bridges A4735, A1411 and A2550.						Engineering:	202	40	80	222	0	0
Route: MO 100							R/W:	0	0	0	0	0	0
Job No.: 5S3284							Construction:	0	0	0	2,454	0	0
Length: 0.59	MPO: N					FFOS:	0	0	0	0	0	0	
Fund Cat: Taking Care Of System			Fed: 2,237	State: 559	Local: 0	Payments:	0	0	0	0	0	0	
Sec Cat: Rehab And Reconst	Awd Date: 2022	Anticipated Fed Cat: NHPP											
TIP #: Let With:			Future Cost: 0	Estimate Total: 2,998									

* Subject to the approval of the Transportation Improvement Program by the governing Metropolitan Planning Organization.

Jun-13-2019

Section 4 - 13

District Central

Dollars in Thousands



2020-2024 Highway and Bridge Construction Schedule

Transportation Planning

P.O. Box 270
Jefferson City, MO 65102

Construction contingency applied to construction cost in the year the project is awarded.

Three percent project growth factor compounded annually is applied to right-of-way and construction costs in program years 2, 3, 4, and 5.

No inflation is applied to the Funding From Other Sources (FFOS) or Payments.

Engineering includes PE costs, CE costs and R/W incidentals.

Construction contingency applied to construction cost in the year the project is awarded. Three percent project growth factor compounded annually is applied to right-of-way and construction costs in program years 2, 3, 4, and 5. No inflation is applied to the Funding From Other Sources (FFOS) or Payments. Engineering includes PE costs, CE costs and R/W incidentals.											STATE FISCAL YEAR PROJECT BUDGETING					
											Prior Prog.	7/2019- 6/2020	7/2020- 6/2021	7/2021- 6/2022	7/2022- 6/2023	7/2023- 6/2024
County: Gasconade Route: MO 19 Job No.: 5P3293 Length: 666.15 MPO: N Fund Cat: Taking Care Of System Sec Cat: Thin Lift Overlay TIP #: Let With: AC-State: 408 State: 102 Local: 0 Awd Date: Winter 20 Anticipated Fed Cat: STBG Future Cost: 0 Estimate Total: 516	Engineering: R/W: Construction: FFOS: Payments:	6 0 0 0 0 0	45 0 465 0 0 0	0 0 0 0 0 0	0 0 0 0 0 0	0 0 0 0 0 0										
County: Gasconade Route: MO 19 Job No.: 5P3387 Length: 1.90 MPO: N Fund Cat: Taking Care Of System Sec Cat: Thin Lift Overlay TIP #: Let With: AC-State: 938 State: 235 Local: 0 Awd Date: 2021 Anticipated Fed Cat: STBG Future Cost: 0 Estimate Total: 1,173	Engineering: R/W: Construction: FFOS: Payments:	0 0 0 0 0 0	12 10 0 0 0 0	88 0 1,063 0 0 0	0 0 0 0 0 0	0 0 0 0 0 0										
County: Gasconade Route: RT A Job No.: 5S3242 Length: 0.04 MPO: N Fund Cat: Taking Care Of System Sec Cat: Rehab And Reconst TIP #: Let With: 5S3250 Fed: 1,014 State: 253 Local: 0 Awd Date: Winter 20 Anticipated Fed Cat: NHPP Future Cost: 0 Estimate Total: 1,542	Engineering: R/W: Construction: FFOS: Payments:	275 0 0 0 0 0	305 10 952 0 0 0	0 0 0 0 0 0	0 0 0 0 0 0	0 0 0 0 0 0										
County: Gasconade Route: RT A Job No.: 5S3351 Length: 21.90 MPO: N Fund Cat: Taking Care Of System Sec Cat: Thin Lift Overlay TIP #: Let With: 5S3342 AC-State: 582 State: 144 Local: 0 Awd Date: 2021 Anticipated Fed Cat: STBG Future Cost: 0 Estimate Total: 727	Engineering: R/W: Construction: FFOS: Payments:	1 0 0 0 0 0	7 1 0 0 0 0	57 0 661 0 0 0	0 0 0 0 0 0	0 0 0 0 0 0										
County: Gasconade Route: RT B Job No.: 5S3384 Length: 22.37 MPO: N Fund Cat: Taking Care Of System Sec Cat: Thin Lift Overlay TIP #: Let With: AC-State: 4,060 State: 1,015 Local: 0 Awd Date: 2021 Anticipated Fed Cat: STBG Future Cost: 0 Estimate Total: 5,075	Engineering: R/W: Construction: FFOS: Payments:	0 0 0 0 0 0	230 10 0 0 0 0	583 0 4,252 1,773 0 0	0 0 0 0 0 0	0 0 0 0 0 0										

* Subject to the approval of the Transportation Improvement Program by the governing Metropolitan Planning Organization.

Jun-13-2019

Section 4 - 14

District Central

Dollars in Thousands



2020-2024 Highway and Bridge Construction Schedule

Transportation Planning

P.O. Box 270
Jefferson City, MO 65102

Construction contingency applied to construction cost in the year the project is awarded.

Three percent project growth factor compounded annually is applied to right-of-way and construction costs in program years 2, 3, 4, and 5.

No inflation is applied to the Funding From Other Sources (FFOS) or Payments.

Engineering includes PE costs, CE costs and R/W incidentals.

						STATE FISCAL YEAR PROJECT BUDGETING					
						Prior Prog.	7/2019- 6/2020	7/2020- 6/2021	7/2021- 6/2022	7/2022- 6/2023	7/2023- 6/2024
County:	Gasconade	Bridge improvements over First Creek. Project involves bridge X0417.				Engineering:	132	25	115	0	0
Route:	RT J					R/W:	0	10	0	0	0
Job No.:	5S3176					Construction:	0	0	712	0	0
Length:	0.06	MPO:	N			FFOS:	0	0	0	0	0
Fund Cat:	Taking Care Of System	Fed:	690	State:	172	Local:	0				
Sec Cat:	Rehab And Reconst	Awd Date:	Fall 20	Anticipated Fed Cat:	NHPP		Payments:	0	0	0	0
TIP #:	Let With:	Future Cost:	0	Estimate Total:	994						
County:	Gasconade	Pavement and ADA Transition Plan improvements and upgrade guardrail from Rte. 50 to end of state maintenance and Rte. V from Rte. 19 to Rte. T.				Engineering:	1	7	58	0	0
Route:	RT T					R/W:	0	4	0	0	0
Job No.:	5S3342					Construction:	0	0	676	0	0
Length:	17.44	MPO:	N			FFOS:	0	0	0	0	0
Fund Cat:	Taking Care Of System	AC-State:	596	State:	149	Local:	0				
Sec Cat:	Thin Lift Overlay	Awd Date:	2021	Anticipated Fed Cat:	STBG		Payments:	0	0	0	0
TIP #:	Let With: 5S3351	Future Cost:	0	Estimate Total:	746						
County:	Howard	Bridge improvements over Moniteau Creek in Rocheport. Project involves bridge K0857.				Engineering:	2	50	151	347	0
Route:	SP 240					R/W:	0	0	10	0	0
Job No.:	5S3359					Construction:	0	0	0	1,612	0
Length:	0.04	MPO:	N			FFOS:	0	0	0	0	0
Fund Cat:	Taking Care Of System	Fed:	1,736	State:	434	Local:	0				
Sec Cat:	Rehab And Reconst	Awd Date:	2022	Anticipated Fed Cat:	NHPP		Payments:	0	0	0	0
TIP #:	Let With: 5S3330	Future Cost:	0	Estimate Total:	2,172						
County:	Howard	Bridge improvements over Katy Trail and Salt Creek. Project involves bridge K0936.				Engineering:	2	50	152	927	0
Route:	US 40					R/W:	0	0	10	0	0
Job No.:	5S3330					Construction:	0	0	0	3,307	0
Length:	0.11	MPO:	N			FFOS:	0	0	0	0	0
Fund Cat:	Taking Care Of System	Fed:	3,557	State:	889	Local:	0				
Sec Cat:	Rehab And Reconst	Awd Date:	2022	Anticipated Fed Cat:	NHPP		Payments:	0	0	0	0
TIP #:	Let With: 5S3359	Future Cost:	0	Estimate Total:	4,448						
County:	Howard	Bridge rehabilitation over Prairie Creek. Project involves bridge A1864.				Engineering:	30	80	0	0	0
Route:	RT EE					R/W:	0	2	0	0	0
Job No.:	5S3248					Construction:	0	528	0	0	0
Length:	0.10	MPO:	N			FFOS:	0	0	0	0	0
Fund Cat:	Taking Care Of System	Fed:	489	State:	121	Local:	0				
Sec Cat:	Rehab And Reconst	Awd Date:	Winter 20	Anticipated Fed Cat:	NHPP		Payments:	0	0	0	0
TIP #:	Let With:	Future Cost:	0	Estimate Total:	640						

* Subject to the approval of the Transportation Improvement Program by the governing Metropolitan Planning Organization.

Jun-13-2019

Section 4 - 15

District Central

Dollars in Thousands



2020-2024 Highway and Bridge Construction Schedule

Transportation Planning

P.O. Box 270
Jefferson City, MO 65102

Construction contingency applied to construction cost in the year the project is awarded.

Three percent project growth factor compounded annually is applied to right-of-way and construction costs in program years 2, 3, 4, and 5.

No inflation is applied to the Funding From Other Sources (FFOS) or Payments.

Engineering includes PE costs, CE costs and R/W incidentals.

Construction contingency applied to construction cost in the year the project is awarded. Three percent project growth factor compounded annually is applied to right-of-way and construction costs in program years 2, 3, 4, and 5. No inflation is applied to the Funding From Other Sources (FFOS) or Payments. Engineering includes PE costs, CE costs and R/W incidentals.							STATE FISCAL YEAR PROJECT BUDGETING						
							Prior Prog.	7/2019- 6/2020	7/2020- 6/2021	7/2021- 6/2022	7/2022- 6/2023	7/2023- 6/2024	
County: Howard Route: RT Z Job No.: 5S3238 Length: 0.17 MPO: N Fund Cat: Taking Care Of System Sec Cat: Rehab And Reconst Awd Date: Fall 19 Anticipated Fed Cat: State TIP #: Let With: Future Cost: 0 Estimate Total: 720	Bridge replacement over Bartlett Creek. Project involves bridge P0170.						Engineering:	40	134	0	0	0	0
							R/W:	0	1	0	0	0	0
							Construction:	0	545	0	0	0	0
							FFOS:	0	0	0	0	0	0
							Payments:	0	0	0	0	0	0
County: Laclede Route: MO 32 Job No.: 5P3332 Length: 0.13 MPO: N Fund Cat: Taking Care Of System Sec Cat: Rehab And Reconst Awd Date: 2022 Anticipated Fed Cat: NHPP TIP #: Let With: Future Cost: 0 Estimate Total: 959	Bridge replacement over Mill Creek. Project involves bridge T0672.						Engineering:	5	5	102	133	0	0
							R/W:	0	0	10	0	0	0
							Construction:	0	0	0	704	0	0
							FFOS:	0	0	0	0	0	0
							Payments:	0	0	0	0	0	0
County: Laclede Route: IS 44 Job No.: 0I3006Q Length: 112.21 MPO: N Fund Cat: Statewide Interstate And Major Bridge Sec Cat: Preventive Maint Awd Date: Spring 20 Anticipated Fed Cat: NHPP TIP #: Let With: Future Cost: 0 Estimate Total: 380	Job Order Contracting for asphalt pavement repair in Laclede, Pulaski, Phelps and Crawford Counties.						Engineering:	0	30	0	0	0	0
							R/W:	0	0	0	0	0	0
							Construction:	0	350	0	0	0	0
							FFOS:	0	0	0	0	0	0
							Payments:	0	0	0	0	0	0
County: Laclede Route: IS 44 Job No.: 0I3006R Length: 112.21 MPO: N Fund Cat: Statewide Interstate And Major Bridge Sec Cat: Preventive Maint Awd Date: Spring 20 Anticipated Fed Cat: NHPP TIP #: Let With: Future Cost: 0 Estimate Total: 166	Job Order Contracting for concrete pavement repair in Laclede, Pulaski, Phelps and Crawford Counties.						Engineering:	0	16	0	0	0	0
							R/W:	0	0	0	0	0	0
							Construction:	0	150	0	0	0	0
							FFOS:	0	0	0	0	0	0
							Payments:	0	0	0	0	0	0
County: Laclede Route: IS 44 Job No.: 0I3007Q Length: 112.21 MPO: N Fund Cat: Statewide Interstate And Major Bridge Sec Cat: Preventive Maint Awd Date: 2021 Anticipated Fed Cat: NHPP TIP #: Let With: Future Cost: 0 Estimate Total: 391	Job Order Contracting for asphalt pavement repair in Laclede, Pulaski, Phelps and Crawford Counties.						Engineering:	0	0	30	0	0	0
							R/W:	0	0	0	0	0	0
							Construction:	0	0	361	0	0	0
							FFOS:	0	0	0	0	0	0
							Payments:	0	0	0	0	0	0

* Subject to the approval of the Transportation Improvement Program by the governing Metropolitan Planning Organization.



2020-2024 Highway and Bridge Construction Schedule

Transportation Planning

P.O. Box 270
Jefferson City, MO 65102

Construction contingency applied to construction cost in the year the project is awarded.

Three percent project growth factor compounded annually is applied to right-of-way and construction costs in program years 2, 3, 4, and 5.

No inflation is applied to the Funding From Other Sources (FFOS) or Payments.

Engineering includes PE costs, CE costs and R/W incidentals.

Construction contingency applied to construction cost in the year the project is awarded. Three percent project growth factor compounded annually is applied to right-of-way and construction costs in program years 2, 3, 4, and 5. No inflation is applied to the Funding From Other Sources (FFOS) or Payments. Engineering includes PE costs, CE costs and R/W incidentals.												STATE FISCAL YEAR PROJECT BUDGETING					
												Prior Prog.	7/2019- 6/2020	7/2020- 6/2021	7/2021- 6/2022	7/2022- 6/2023	7/2023- 6/2024
County: Laclede Route: IS 44 Job No.: 013007R Length: 112.21 MPO: N Fund Cat: Statewide Interstate And Major Bridge Sec Cat: Preventive Maint Awd Date: 2021 Anticipated Fed Cat: NHPP TIP #: Let With: Future Cost: 0 Estimate Total: 171	Job Order Contracting for concrete pavement repair in Laclede, Pulaski, Phelps and Crawford Counties.					Engineering:	0	0	16	0	0	0					
						R/W:	0	0	0	0	0	0					
						Construction:	0	0	155	0	0	0					
						FFOS:	0	0	0	0	0	0					
						Payments:	0	0	0	0	0	0					
County: Laclede Route: IS 44 Job No.: 513211 Length: 33.39 MPO: N Fund Cat: Taking Care Of System Sec Cat: Preventive Maint Awd Date: Winter 20 Anticipated Fed Cat: NHPP TIP #: Let With: Future Cost: 0 Estimate Total: 16,772	Pavement resurfacing from Webster County line to Pulaski County line.					Engineering:	100	1,252	0	0	0	0					
						R/W:	0	0	0	0	0	0					
						Construction:	0	15,420	0	0	0	0					
						FFOS:	0	0	0	0	0	0					
						Payments:	0	0	0	0	0	0					
County: Laclede Route: IS 44 Job No.: 513302 Length: 112.22 MPO: N Fund Cat: Safety (Statewide) Sec Cat: Safety Awd Date: Winter 20 Anticipated Fed Cat: Safety TIP #: Let With: Future Cost: 0 Estimate Total: 635	Safety improvements for wrong way countermeasures at various ramp locations.					Engineering:	10	67	0	0	0	0					
						R/W:	0	0	0	0	0	0					
						Construction:	0	558	0	0	0	0					
						FFOS:	0	0	0	0	0	0					
						Payments:	0	0	0	0	0	0					
County: Laclede Route: IS 44 Job No.: 513324 Length: 0.10 MPO: N Fund Cat: Taking Care Of System Sec Cat: Rehab And Reconst Awd Date: 2021 Anticipated Fed Cat: NHFP TIP #: Let With: Future Cost: 0 Estimate Total: 414	Bridge rehabilitation over Gasconade Overflow. Project involves bridge L0753.					Engineering:	5	6	78	0	0	0					
						R/W:	0	0	0	0	0	0					
						Construction:	0	0	325	0	0	0					
						FFOS:	0	0	0	0	0	0					
						Payments:	0	0	0	0	0	0					
County: Laclede Route: IS 44 Job No.: 513424 Length: 112.22 MPO: Y Fund Cat: Taking Care Of System Sec Cat: Thin Lift Overlay Awd Date: Fall 19 Anticipated Fed Cat: NHPP TIP #: Let With: Future Cost: 0 Estimate Total: 4,356	Pavement repair from Laclede County line to Crawford County line.					Engineering:	0	506	0	0	0	0					
						R/W:	0	0	0	0	0	0					
						Construction:	0	3,850	0	0	0	0					
						FFOS:	0	0	0	0	0	0					
						Payments:	0	0	0	0	0	0					

* Subject to the approval of the Transportation Improvement Program by the governing Metropolitan Planning Organization.

Jun-13-2019

Section 4 - 17

District Central

Dollars in Thousands



2020-2024 Highway and Bridge Construction Schedule

Transportation Planning

P.O. Box 270
Jefferson City, MO 65102

Construction contingency applied to construction cost in the year the project is awarded.

Three percent project growth factor compounded annually is applied to right-of-way and construction costs in program years 2, 3, 4, and 5.

No inflation is applied to the Funding From Other Sources (FFOS) or Payments.

Engineering includes PE costs, CE costs and R/W incidentals.

Construction contingency applied to construction cost in the year the project is awarded. Three percent project growth factor compounded annually is applied to right-of-way and construction costs in program years 2, 3, 4, and 5. No inflation is applied to the Funding From Other Sources (FFOS) or Payments. Engineering includes PE costs, CE costs and R/W incidentals.							STATE FISCAL YEAR PROJECT BUDGETING					
							Prior Prog.	7/2019- 6/2020	7/2020- 6/2021	7/2021- 6/2022	7/2022- 6/2023	7/2023- 6/2024
County: Laclede Route: OR 44 Job No.: 5S3322 Length: 0.20 MPO: N Fund Cat: Taking Care Of System												

* Subject to the approval of the Transportation Improvement Program by the governing Metropolitan Planning Organization.

Jun-13-2019

Section 4 - 18

District Central

Dollars in Thousands



2020-2024 Highway and Bridge Construction Schedule

Transportation Planning

P.O. Box 270
Jefferson City, MO 65102

Construction contingency applied to construction cost in the year the project is awarded.

Three percent project growth factor compounded annually is applied to right-of-way and construction costs in program years 2, 3, 4, and 5.

No inflation is applied to the Funding From Other Sources (FFOS) or Payments.

Engineering includes PE costs, CE costs and R/W incidentals.

Construction contingency applied to construction cost in the year the project is awarded. Three percent project growth factor compounded annually is applied to right-of-way and construction costs in program years 2, 3, 4, and 5. No inflation is applied to the Funding From Other Sources (FFOS) or Payments. Engineering includes PE costs, CE costs and R/W incidentals.							STATE FISCAL YEAR PROJECT BUDGETING						
							Prior Prog.	7/2019- 6/2020	7/2020- 6/2021	7/2021- 6/2022	7/2022- 6/2023	7/2023- 6/2024	
County: Maries Route: US 63 Job No.: 5P3399 Length: 0.37 MPO: N Fund Cat: Taking Care Of System Sec Cat: Rehab And Reconst Awd Date: 2021 Anticipated Fed Cat: NHPP TIP #: Let With: Future Cost: 0 Estimate Total: 1,000	Bridge improvements over Gasconade River. Project involves bridges A3760 and A3878.						Engineering:	0	26	205	0	0	0
							R/W:	0	0	0	0	0	0
							Construction:	0	0	769	0	0	0
							FFOS:	0	0	0	0	0	0
							Payments:	0	0	0	0	0	0
County: Maries Route: RT N Job No.: 5S3282 Length: 0.06 MPO: N Fund Cat: Taking Care Of System Sec Cat: Rehab And Reconst Awd Date: 2021 Anticipated Fed Cat: NHPP TIP #: Let With: Future Cost: 0 Estimate Total: 532	Bridge improvements over Rogers Creek. Project involves bridge A2002.						Engineering:	55	18	60	0	0	0
							R/W:	0	5	0	0	0	0
							Construction:	0	0	394	0	0	0
							FFOS:	0	0	0	0	0	0
							Payments:	0	0	0	0	0	0
County: Miller Route: MO 17 Job No.: 5P3326 Length: 24.49 MPO: N Fund Cat: Taking Care Of System Sec Cat: Thin Lift Overlay Awd Date: 2022 Anticipated Fed Cat: STBG TIP #: Let With: Future Cost: 0 Estimate Total: 746	Pavement preservation treatment from Rte. 52 to Rte. 42. Includes Rte. 52 from Rte. 54 to Rte. 17 and Rte. 52 from Rte. Y to Bus. 54.						Engineering:	1	1	6	55	0	0
							R/W:	0	0	0	0	0	0
							Construction:	0	0	0	683	0	0
							FFOS:	0	0	0	0	0	0
							Payments:	0	0	0	0	0	0
County: Miller Route: MO 42 Job No.: 5P3328 Length: 64.70 MPO: N Fund Cat: Taking Care Of System Sec Cat: Thin Lift Overlay Awd Date: 2022 Anticipated Fed Cat: STBG TIP #: Let With: Future Cost: 0 Estimate Total: 12,758	Pavement improvements and add rumblestrips from Rte. 17 to East Osage Beach Parkway, East Osage Beach Parkway from Rte. 42 to end of state maintenance, Rte. 7 from Rte. 5 to Rte. 133, Rte. 133 from Rte. 7 to Texas Ave. in Richland, and Rte. 52 from Rte. F to Rte. 133.						Engineering:	5	20	452	1,324	0	0
							R/W:	0	0	31	0	0	0
							Construction:	0	0	0	10,926	0	0
							FFOS:	0	0	0	0	0	0
							Payments:	0	0	0	0	0	0
County: Miller Route: MO 52 Job No.: 5P3426 Length: 0.10 MPO: N Fund Cat: Taking Care Of System Sec Cat: Routine Maintenance Awd Date: Spring 20 Anticipated Fed Cat: STBG TIP #: Let With: Future Cost: 0 Estimate Total: 1,691	Upgrade signals at CC and at Rte. C and CC in Cole County and at Rte. OO and Summit Drive in Callaway County.						Engineering:	0	452	0	0	0	0
							R/W:	0	5	0	0	0	0
							Construction:	0	1,234	0	0	0	0
							FFOS:	0	0	0	0	0	0
							Payments:	0	0	0	0	0	0

* Subject to the approval of the Transportation Improvement Program by the governing Metropolitan Planning Organization.



2020-2024 Highway and Bridge Construction Schedule

Transportation Planning

P.O. Box 270
Jefferson City, MO 65102

Construction contingency applied to construction cost in the year the project is awarded.

Three percent project growth factor compounded annually is applied to right-of-way and construction costs in program years 2, 3, 4, and 5.

No inflation is applied to the Funding From Other Sources (FFOS) or Payments.

Engineering includes PE costs, CE costs and R/W incidentals.

						STATE FISCAL YEAR PROJECT BUDGETING					
						Prior Prog.	7/2019-6/2020	7/2020-6/2021	7/2021-6/2022	7/2022-6/2023	7/2023-6/2024
County: Miller	Add interchange and replace signals at Bagnell Dam Boulevard and Osage Hills Road.					Engineering:	285	1,838	0	0	0
Route: US 54	\$1,760,000 Open Container funds and \$115,694 Lake Ozark funds.					R/W:	2,197	0	0	0	0
Job No.: 5P3181						Construction:	0	9,531	0	0	0
Length: 1.20	MPO: N					FFOS:	1,760	116	0	0	0
Fund Cat: Flexible & Other	AC-State: 9,096 State: 2,157 Local: 116					Payments:	0	0	0	0	0
Sec Cat: System Expansion	Awd Date: Fall 19 Anticipated Fed Cat: STBG										
TIP #:	Let With: Future Cost: 0 Estimate Total: 13,851										
County: Miller	Intersection safety improvements at various locations in Miller and Cole County.					Engineering:	276	600	1,157	0	0
Route: US 54						R/W:	0	0	5	0	0
Job No.: 5P3222						Construction:	0	0	5,294	0	0
Length: 29.79	MPO: Y					FFOS:	0	0	0	0	0
Fund Cat: Safety	Fed: 6,350 State: 706 Local: 0					Payments:	0	0	0	0	0
Sec Cat: Safety	Awd Date: 2021 Anticipated Fed Cat: Safety										
TIP #:	Let With: Future Cost: 0 Estimate Total: 7,332										
County: Miller	Bridge rehabilitation at Bagnell Dam. Project involves bridge L1003.					Engineering:	4	25	630	0	0
Route: BU 54						R/W:	0	0	0	0	0
Job No.: 5S3239						Construction:	0	0	2,025	0	0
Length: 0.50	MPO: N					FFOS:	0	0	0	0	0
Fund Cat: Taking Care Of System	Fed: 2,144 State: 536 Local: 0					Payments:	0	0	0	0	0
Sec Cat: Rehab And Reconst	Awd Date: 2021 Anticipated Fed Cat: NHPP										
TIP #:	Let With: Future Cost: 0 Estimate Total: 2,684										
County: Miller	Bridge rehabilitation over Deane Creek. Project involves bridge A1953.					Engineering:	60	93	0	0	0
Route: RT C						R/W:	0	0	0	0	0
Job No.: 5S3263						Construction:	0	638	0	0	0
Length: 0.08	MPO: N					FFOS:	0	0	0	0	0
Fund Cat: Taking Care Of System	Fed: 0 State: 731 Local: 0					Payments:	0	0	0	0	0
Sec Cat: Rehab And Reconst	Awd Date: Fall 19 Anticipated Fed Cat: State										
TIP #:	Let With: 5S3262 Future Cost: 0 Estimate Total: 791										
County: Miller	Pavement resurfacing and add rumblestrips from Rte. 42 to Rte. 133 in Crocker and pavement resurfacing on Rte. T from Rte. 133 to Rte. 17 near Waynesville.					Engineering:	35	880	0	0	0
Route: RT U						R/W:	0	5	0	0	0
Job No.: 5S3280						Construction:	0	3,629	0	0	0
Length: 25.78	MPO: N					FFOS:	0	0	0	0	0
Fund Cat: Taking Care Of System	Fed: 3,611 State: 903 Local: 0					Payments:	0	0	0	0	0
Sec Cat: Thin Lift Overlay	Awd Date: Winter 20 Anticipated Fed Cat: STBG										
TIP #:	Let With: Future Cost: 0 Estimate Total: 4,549										

* Subject to the approval of the Transportation Improvement Program by the governing Metropolitan Planning Organization.

Jun-13-2019

Section 4 - 20

District Central

Dollars in Thousands



2020-2024 Highway and Bridge Construction Schedule

Transportation Planning

P.O. Box 270
Jefferson City, MO 65102

Construction contingency applied to construction cost in the year the project is awarded.

Three percent project growth factor compounded annually is applied to right-of-way and construction costs in program years 2, 3, 4, and 5.

No inflation is applied to the Funding From Other Sources (FFOS) or Payments.

Engineering includes PE costs, CE costs and R/W incidentals.

Construction contingency applied to construction cost in the year the project is awarded. Three percent project growth factor compounded annually is applied to right-of-way and construction costs in program years 2, 3, 4, and 5. No inflation is applied to the Funding From Other Sources (FFOS) or Payments. Engineering includes PE costs, CE costs and R/W incidentals.												STATE FISCAL YEAR PROJECT BUDGETING						
												Prior Prog.	7/2019- 6/2020	7/2020- 6/2021	7/2021- 6/2022	7/2022- 6/2023	7/2023- 6/2024	
County: Moniteau	Pavement and ADA Transition Plan improvements and add guardrail from 0.1 mile south of Bus. 50 to Rte. 50 in California. Includes pedestrian facility improvements.											Engineering:	2	7	37	0	0	0
Route: MO 87												R/W:	0	10	0	0	0	0
Job No.: 5S3267												Construction:	0	0	466	0	0	0
Length: 1.95	MPO: N											FFOS:	0	0	0	0	0	0
Fund Cat: Taking Care Of System	AC-State: 416 State: 104 Local: 0										Payments:	0	0	0	0	0	0	
Sec Cat: Thin Lift Overlay	Awd Date: Fall 20	Anticipated Fed Cat: STBG																
TIP #: Let With: 5P3272, 5P3199	Future Cost: 0 Estimate Total: 522																	
County: Moniteau	Bridge improvements over Enon Creek. Project involves bridge K0851.											Engineering:	60	1	71	170	0	0
Route: RT A												R/W:	0	0	5	0	0	0
Job No.: 5S3273												Construction:	0	0	0	708	0	0
Length: 0.14	MPO: N											FFOS:	0	0	0	0	0	0
Fund Cat: Taking Care Of System	Fed: 764 State: 191 Local: 0										Payments:	0	0	0	0	0	0	
Sec Cat: Rehab And Reconst	Awd Date: 2022	Anticipated Fed Cat: NHPP																
TIP #: Let With: 5S3334	Future Cost: 0 Estimate Total: 1,015																	
County: Moniteau	Bridge replacement over Medlen Creek and bridge rehabilitation over Burris Fork Creek. Project involves bridges A1836 and A1837.											Engineering:	150	249	0	0	0	0
Route: RT CC												R/W:	0	1	0	0	0	0
Job No.: 5S3288												Construction:	0	1,258	0	0	0	0
Length: 0.24	MPO: N											FFOS:	0	0	0	0	0	0
Fund Cat: Taking Care Of System	Fed: 0 State: 1,508 Local: 0										Payments:	0	0	0	0	0	0	
Sec Cat: Rehab And Reconst	Awd Date: Fall 19	Anticipated Fed Cat: State																
TIP #: Let With:	Future Cost: 0 Estimate Total: 1,658																	
County: Morgan	Pavement improvements from Rte. 52 to Rte. 5 and from Rte. 50 to Rte. 52. Includes Rte. W from Rte. Y to Bus. 54.											Engineering:	2	2	13	124	0	0
Route: MO 135												R/W:	0	0	0	0	0	0
Job No.: 5P3329												Construction:	0	0	0	1,508	0	0
Length: 47.60	MPO: N											FFOS:	0	0	0	0	0	0
Fund Cat: Taking Care Of System	AC-State: 1,317 State: 330 Local: 0										Payments:	0	0	0	0	0	0	
Sec Cat: Thin Lift Overlay	Awd Date: 2022	Anticipated Fed Cat: STBG																
TIP #: Let With:	Future Cost: 0 Estimate Total: 1,649																	
County: Morgan	Pavement improvements from Rte. W to south of Rte. 7.											Engineering:	35	1	1	1	64	583
Route: MO 5												R/W:	0	0	0	0	0	0
Job No.: 5P3044												Construction:	0	0	0	0	0	7,607
Length: 29.47	MPO: N											FFOS:	0	0	0	0	0	0
Fund Cat: Taking Care Of System	AC-State: 6,606 State: 1,651 Local: 0										Payments:	0	0	0	0	0	0	
Sec Cat: Thin Lift Overlay	Awd Date: 2024	Anticipated Fed Cat: STBG																
TIP #: Let With:	Future Cost: 0 Estimate Total: 8,292																	

* Subject to the approval of the Transportation Improvement Program by the governing Metropolitan Planning Organization.

Jun-13-2019

Section 4 - 21

District Central

Dollars in Thousands



2020-2024 Highway and Bridge Construction Schedule

Transportation Planning

P.O. Box 270
Jefferson City, MO 65102

Construction contingency applied to construction cost in the year the project is awarded.

Three percent project growth factor compounded annually is applied to right-of-way and construction costs in program years 2, 3, 4, and 5.

No inflation is applied to the Funding From Other Sources (FFOS) or Payments.

Engineering includes PE costs, CE costs and R/W incidentals.

Construction contingency applied to construction cost in the year the project is awarded. Three percent project growth factor compounded annually is applied to right-of-way and construction costs in program years 2, 3, 4, and 5. No inflation is applied to the Funding From Other Sources (FFOS) or Payments. Engineering includes PE costs, CE costs and R/W incidentals.												STATE FISCAL YEAR PROJECT BUDGETING					
												Prior Prog.	7/2019-	7/2020-	7/2021-	7/2022-	7/2023-
													6/2020	6/2021	6/2022	6/2023	6/2024
County: Morgan Intersection safety improvements at Rte. 5 west of Tipton. Route: US 50 Job No.: 5P3199 Length: 0.60 MPO: N Fund Cat: Safety Fed: 1,040 State: 117 Local: 0 Sec Cat: Safety Awd Date: Fall 20 Anticipated Fed Cat: Safety TIP #: Let With: 5S3267, 5P3272 Future Cost: 0 Estimate Total: 1,179						Engineering:	22	6	182	0	0	0					
						R/W:	0	8	0	0	0	0					
						Construction:	0	0	961	0	0	0					
						FFOS:	0	0	0	0	0	0					
						Payments:	0	0	0	0	0	0					
County: Morgan Pavement resurfacing from Pettis County line to 0.1 mile west of Bus. 50 West in California. Route: US 50 Job No.: 5P3272 Length: 23.88 MPO: N Fund Cat: Taking Care Of System Fed: 4,186 State: 1,047 Local: 0 Sec Cat: Thin Lift Overlay Awd Date: Fall 20 Anticipated Fed Cat: NHPP TIP #: Let With: 5S3267, 5P3199 Future Cost: 0 Estimate Total: 5,248						Engineering:	15	8	374	0	0	0					
						R/W:	0	0	0	0	0	0					
						Construction:	0	0	4,851	0	0	0					
						FFOS:	0	0	0	0	0	0					
						Payments:	0	0	0	0	0	0					
County: Morgan Pavement resurfacing from Rte. 5 to Rte. 135 and Rte. 135 to the end of state maintenance. Route: RT J Job No.: 5S3327 Length: 8.02 MPO: N Fund Cat: Taking Care Of System AC-State: 587 State: 147 Local: 0 Sec Cat: Thin Lift Overlay Awd Date: Fall 19 Anticipated Fed Cat: STBG TIP #: Let With: Future Cost: 0 Estimate Total: 736						Engineering:	2	116	0	0	0	0					
						R/W:	0	5	0	0	0	0					
						Construction:	0	613	0	0	0	0					
						FFOS:	0	0	0	0	0	0					
						Payments:	0	0	0	0	0	0					
County: Morgan Pavement improvements and add rumblestrips from Rte. 52 to Rte. 135 and from Rte. 135 to the end of state maintenance. Route: RT T Job No.: 5S3398 Length: 14.70 MPO: N Fund Cat: Taking Care Of System AC-State: 3,021 State: 754 Local: 0 Sec Cat: Thin Lift Overlay Awd Date: 2024 Anticipated Fed Cat: STBG TIP #: Let With: Future Cost: 0 Estimate Total: 3,775						Engineering:	0	1	2	2	102	449					
						R/W:	0	0	0	0	11	0					
						Construction:	0	0	0	0	0	3,208					
						FFOS:	0	0	0	0	0	0					
						Payments:	0	0	0	0	0	0					
County: Morgan Pavement resurfacing and add rumblestrips from 1.1 miles south of Rte. 52 in Versailles to Rte. Y in Miller County. \$1,837,000 Open Container funds. Route: RT W Job No.: 5S3266 Length: 13.16 MPO: N Fund Cat: Taking Care Of System Fed: 3,076 State: 769 Local: 0 Sec Cat: Thin Lift Overlay Awd Date: Fall 19 Anticipated Fed Cat: STBG TIP #: Let With: Future Cost: 0 Estimate Total: 4,095						Engineering:	250	658	0	0	0	0					
						R/W:	0	10	0	0	0	0					
						Construction:	0	3,177	0	0	0	0					
						FFOS:	0	1,837	0	0	0	0					
						Payments:	0	0	0	0	0	0					

* Subject to the approval of the Transportation Improvement Program by the governing Metropolitan Planning Organization.

Jun-13-2019

Section 4 - 22

District Central

Dollars in Thousands



2020-2024 Highway and Bridge Construction Schedule

Transportation Planning

P.O. Box 270
Jefferson City, MO 65102

Construction contingency applied to construction cost in the year the project is awarded.

Three percent project growth factor compounded annually is applied to right-of-way and construction costs in program years 2, 3, 4, and 5.

No inflation is applied to the Funding From Other Sources (FFOS) or Payments.

Engineering includes PE costs, CE costs and R/W incidentals.

Construction contingency applied to construction cost in the year the project is awarded. Three percent project growth factor compounded annually is applied to right-of-way and construction costs in program years 2, 3, 4, and 5. No inflation is applied to the Funding From Other Sources (FFOS) or Payments. Engineering includes PE costs, CE costs and R/W incidentals.											STATE FISCAL YEAR PROJECT BUDGETING					
											Prior Prog.	7/2019- 6/2020	7/2020- 6/2021	7/2021- 6/2022	7/2022- 6/2023	7/2023- 6/2024
County: Osage Route: MO 100 Job No.: 5S3243 Length: 0.02 MPO: N Fund Cat: Taking Care Of System Sec Cat: Rehab And Reconst Awd Date: Spring 20 Anticipated Fed Cat: NHPP TIP #: Let With: Future Cost: 0 Estimate Total: 1,425	Bridge replacement over Shawnee Creek. Project involves bridge L0194.					Engineering:	288	394	0	0	0	0				
						R/W:	0	10	0	0	0	0				
						Construction:	0	733	0	0	0	0				
						FFOS:	0	0	0	0	0	0				
						Payments:	0	0	0	0	0	0				
County: Osage Route: MO 100 Job No.: 5S3283 Length: 0.08 MPO: N Fund Cat: Taking Care Of System Sec Cat: Rehab And Reconst Awd Date: 2022 Anticipated Fed Cat: NHPP TIP #: Let With: Future Cost: 0 Estimate Total: 971	Bridge replacement over Deer Creek. Project involves bridge A1822.					Engineering:	51	1	40	132	0	0				
						R/W:	0	0	0	0	0	0				
						Construction:	0	0	0	747	0	0				
						FFOS:	0	0	0	0	0	0				
						Payments:	0	0	0	0	0	0				
County: Osage Route: MO 100 Job No.: 5S3348 Length: 0.03 MPO: N Fund Cat: Taking Care Of System Sec Cat: Rehab And Reconst Awd Date: 2022 Anticipated Fed Cat: NHPP TIP #: Let With: Future Cost: 0 Estimate Total: 1,147	Bridge improvement over Cedar Creek. Project involves bridge A1848.					Engineering:	2	3	75	185	0	0				
						R/W:	0	0	0	0	0	0				
						Construction:	0	0	0	882	0	0				
						FFOS:	0	0	0	0	0	0				
						Payments:	0	0	0	0	0	0				
County: Osage Route: MO 89 Job No.: 5S3344 Length: 0.05 MPO: N Fund Cat: Taking Care Of System Sec Cat: Rehab And Reconst Awd Date: 2022 Anticipated Fed Cat: NHPP TIP #: Let With: Future Cost: 0 Estimate Total: 610	Bridge improvements over Swan Creek. Project involves bridge A1410.					Engineering:	2	6	21	48	0	0				
						R/W:	0	0	1	0	0	0				
						Construction:	0	0	0	532	0	0				
						FFOS:	0	0	0	0	0	0				
						Payments:	0	0	0	0	0	0				
County: Osage Route: RT CC Job No.: 5S3380 Length: 4.67 MPO: N Fund Cat: Taking Care Of System Sec Cat: Thin Lift Overlay Awd Date: 2021 Anticipated Fed Cat: STBG TIP #: Let With: Future Cost: 0 Estimate Total: 965	Pavement improvements and add rumblestrips from Rte. 50 to the end of state maintenance.					Engineering:	0	44	109	0	0	0				
						R/W:	0	10	0	0	0	0				
						Construction:	0	0	802	0	0	0				
						FFOS:	0	0	0	0	0	0				
						Payments:	0	0	0	0	0	0				

* Subject to the approval of the Transportation Improvement Program by the governing Metropolitan Planning Organization.

Jun-13-2019

Section 4 - 23

District Central

Dollars in Thousands



2020-2024 Highway and Bridge Construction Schedule

Transportation Planning

P.O. Box 270
Jefferson City, MO 65102

Construction contingency applied to construction cost in the year the project is awarded.

Three percent project growth factor compounded annually is applied to right-of-way and construction costs in program years 2, 3, 4, and 5.

No inflation is applied to the Funding From Other Sources (FFOS) or Payments.

Engineering includes PE costs, CE costs and R/W incidentals.

Construction contingency applied to construction cost in the year the project is awarded. Three percent project growth factor compounded annually is applied to right-of-way and construction costs in program years 2, 3, 4, and 5. No inflation is applied to the Funding From Other Sources (FFOS) or Payments. Engineering includes PE costs, CE costs and R/W incidentals.							STATE FISCAL YEAR PROJECT BUDGETING					
							Prior Prog.	7/2019- 6/2020	7/2020- 6/2021	7/2021- 6/2022	7/2022- 6/2023	7/2023- 6/2024
County: Osage Route: RT D Job No.: 5S3250 Length: 0.03 MPO: N Fund Cat: Taking Care Of System												

* Subject to the approval of the Transportation Improvement Program by the governing Metropolitan Planning Organization.

Jun-13-2019

Section 4 - 24

District Central

Dollars in Thousands



2020-2024 Highway and Bridge Construction Schedule

Transportation Planning

P.O. Box 270
Jefferson City, MO 65102

Construction contingency applied to construction cost in the year the project is awarded.

Three percent project growth factor compounded annually is applied to right-of-way and construction costs in program years 2, 3, 4, and 5.

No inflation is applied to the Funding From Other Sources (FFOS) or Payments.

Engineering includes PE costs, CE costs and R/W incidentals.

						STATE FISCAL YEAR PROJECT BUDGETING					
						Prior Prog.	7/2019- 6/2020	7/2020- 6/2021	7/2021- 6/2022	7/2022- 6/2023	7/2023- 6/2024
County: Phelps	Pavement improvements and add rumblestripes from Rte. 8 to Rte. 19 near Salem.					Engineering:	46	84	395	0	0
Route: MO 68	Includes Rte. HH from Rte. 32 to the end of state maintenance.					R/W:	0	40	0	0	0
Job No.: 5P3236						Construction:	0	0	4,643	0	0
Length: 25.14	MPO: N					FFOS:	0	0	0	0	0
Fund Cat: Taking Care Of System	Fed: 4,130 State: 1,032 Local: 0					Payments:	0	0	0	0	0
Sec Cat: Thin Lift Overlay	Awd Date: 2021 Anticipated Fed Cat: STBG										
TIP #: 5S3393, 5S3277	Let With: 5S3393, 5S3277 Future Cost: 0 Estimate Total: 5,208										
County: Phelps	Pavement improvements from Rte. 63 to Rte. 32, Rte. 19 from Rte. 68 to Rte. 32 and Rte. 32 from Rte. 68 to Craig Industrial Drive in Salem.					Engineering:	0	8	58	483	0
Route: MO 72						R/W:	0	0	10	0	0
Job No.: 5P3382						Construction:	0	0	0	5,943	0
Length: 28.22	MPO: N					FFOS:	0	0	0	0	0
Fund Cat: Taking Care Of System	AC-State: 5,200 State: 1,302 Local: 0					Payments:	0	0	0	0	0
Sec Cat: Thin Lift Overlay	Awd Date: 2022 Anticipated Fed Cat: STBG										
TIP #: 5S3382	Let With: 5S3382 Future Cost: 0 Estimate Total: 6,502										
County: Phelps	Bridge improvement over Clear Creek. Project involves bridge S0634.					Engineering:	2	3	70	168	0
Route: RT B						R/W:	0	0	10	0	0
Job No.: 5S3350						Construction:	0	0	0	801	0
Length: 0.04	MPO: N					FFOS:	0	0	0	0	0
Fund Cat: Taking Care Of System	Fed: 841 State: 211 Local: 0					Payments:	0	0	0	0	0
Sec Cat: Rehab And Reconst	Awd Date: 2022 Anticipated Fed Cat: NHPP										
TIP #: 5S3350	Let With: 5S3350 Future Cost: 0 Estimate Total: 1,054										
County: Phelps	Payment to Rolla for pedestrian bridge construction over I-44 at Rolla.					Engineering:	0	0	0	0	0
Route: RT E						R/W:	0	0	0	0	0
Job No.: 5S3310						Construction:	0	0	0	0	500
Length: 0.10	MPO: N					FFOS:	0	0	0	0	0
Fund Cat: Flexible & Other	AC-State: 400 State: 100 Local: 0					Payments:	0	0	0	0	0
Sec Cat: System Expansion	Awd Date: N/A Anticipated Fed Cat: STBG										
TIP #: 5S3310	Let With: 5S3310 Future Cost: 0 Estimate Total: 500										
County: Phelps	Pavement preservation treatment at various routes in Phelps and Dent counties.					Engineering:	0	187	0	0	0
Route: RT H						R/W:	0	0	0	0	0
Job No.: 5S3383						Construction:	0	1,960	0	0	0
Length: 79.63	MPO: N					FFOS:	0	0	0	0	0
Fund Cat: Taking Care Of System	AC-State: 1,718 State: 429 Local: 0					Payments:	0	0	0	0	0
Sec Cat: Thin Lift Overlay	Awd Date: Fall 19 Anticipated Fed Cat: STBG										
TIP #: 5S3278	Let With: 5S3278 Future Cost: 0 Estimate Total: 2,147										

* Subject to the approval of the Transportation Improvement Program by the governing Metropolitan Planning Organization.



2020-2024 Highway and Bridge Construction Schedule

Transportation Planning

P.O. Box 270
Jefferson City, MO 65102

Construction contingency applied to construction cost in the year the project is awarded.

Three percent project growth factor compounded annually is applied to right-of-way and construction costs in program years 2, 3, 4, and 5.

No inflation is applied to the Funding From Other Sources (FFOS) or Payments.

Engineering includes PE costs, CE costs and R/W incidentals.

Construction contingency applied to construction cost in the year the project is awarded. Three percent project growth factor compounded annually is applied to right-of-way and construction costs in program years 2, 3, 4, and 5. No inflation is applied to the Funding From Other Sources (FFOS) or Payments. Engineering includes PE costs, CE costs and R/W incidentals.										STATE FISCAL YEAR PROJECT BUDGETING					
										Prior Prog.	7/2019- 6/2020	7/2020- 6/2021	7/2021- 6/2022	7/2022- 6/2023	7/2023- 6/2024
County: Phelps Route: RT K Job No.: 5S3393 Length: 12.97 MPO: N Fund Cat: Taking Care Of System															

* Subject to the approval of the Transportation Improvement Program by the governing Metropolitan Planning Organization.

Jun-13-2019

Section 4 - 26

District Central

Dollars in Thousands



2020-2024 Highway and Bridge Construction Schedule

Transportation Planning

P.O. Box 270
Jefferson City, MO 65102

Construction contingency applied to construction cost in the year the project is awarded.

Three percent project growth factor compounded annually is applied to right-of-way and construction costs in program years 2, 3, 4, and 5.

No inflation is applied to the Funding From Other Sources (FFOS) or Payments.

Engineering includes PE costs, CE costs and R/W incidentals.

						STATE FISCAL YEAR PROJECT BUDGETING					
						Prior Prog.	7/2019- 6/2020	7/2020- 6/2021	7/2021- 6/2022	7/2022- 6/2023	7/2023- 6/2024
County: Pulaski	Route: RT Y	Payment to St. Robert to add sidewalks and upgrade signalized intersection at St. Robert Boulevard in St. Robert.				Engineering:	1	1	1	1	0
Job No.: 5S3312	Length: 0.08	MPO: N	Fund Cat: Taking Care Of System	AC-State: 547	State: 136	R/W:	0	0	0	0	0
Sec Cat: Systems Operations	Awd Date: N/A	Anticipated Fed Cat: STBG	TIP #: Let With:	Future Cost: 0	Estimate Total: 684	Construction:	0	0	0	679	0
						FFOS:	0	0	0	0	0
						Payments:	0	0	0	0	0
County: Pulaski	Route: RT Y	Pavement improvements and add rumblestrips from I-44 outer road to end of state maintenance, Rte. W from Rte. 7 to end of state maintenance and Rte. O from Rte. 28 to end of state maintenance.				Engineering:	1	1	1	76	464
Job No.: 5S3352	Length: 17.14	MPO: N	Fund Cat: Taking Care Of System	AC-State: 2,656	State: 663	R/W:	0	0	0	22	0
Sec Cat: Thin Lift Overlay	Awd Date: 2024	Anticipated Fed Cat: STBG	TIP #: Let With:	Future Cost: 0	Estimate Total: 3,320	Construction:	0	0	0	0	2,754
						FFOS:	0	0	0	0	0
						Payments:	0	0	0	0	0
County: Various	Route: Various	Payback beginning in SFY 2008 for Safe and Sound bridges in the Central District.				Engineering:	0	0	0	0	0
Job No.: 5B0800T	Length: 0.00	MPO: Y	Fund Cat: Taking Care Of System	Fed: 0	State: 21,995	R/W:	107	0	0	0	0
Sec Cat: Rehab And Reconst	Awd Date: N/A	Anticipated Fed Cat: State	TIP #: Let With:	Future Cost: 25,001 - 50,000	Estimate Total: 62,495	Construction:	0	0	0	0	0
						FFOS:	107	0	0	0	0
						Payments:	40,393	4,399	4,399	4,399	4,399
County: Various	Route: Various	On-call work zone enforcement at various locations in the Central District.				Engineering:	0	1	0	0	0
Job No.: 5P3313	Length: 0.00	MPO: Y	Fund Cat: Safety	Fed: 58	State: 6	R/W:	0	0	0	0	0
Sec Cat: Safety	Awd Date: N/A	Anticipated Fed Cat: Safety	TIP #: Let With:	Future Cost: 0	Estimate Total: 64	Construction:	0	0	0	0	0
						FFOS:	0	0	0	0	0
						Payments:	0	63	0	0	0
County: Various	Route: Various	Job Order Contracting for guard cable and guardrail repair on various routes in the southern portion of the Central District.				Engineering:	0	55	0	0	0
Job No.: 5P3404	Length: 0.00	MPO: N	Fund Cat: Taking Care Of System	AC-State: 644	State: 161	R/W:	0	0	0	0	0
Sec Cat: Routine Maintenance	Awd Date: Spring 20	Anticipated Fed Cat: STBG	TIP #: Let With:	Future Cost: 0	Estimate Total: 805	Construction:	0	750	0	0	0
						FFOS:	0	0	0	0	0
						Payments:	0	0	0	0	0

* Subject to the approval of the Transportation Improvement Program by the governing Metropolitan Planning Organization.

Jun-13-2019

Section 4 - 27

District Central

Dollars in Thousands



2020-2024 Highway and Bridge Construction Schedule

Transportation Planning

P.O. Box 270
Jefferson City, MO 65102

Construction contingency applied to construction cost in the year the project is awarded.

Three percent project growth factor compounded annually is applied to right-of-way and construction costs in program years 2, 3, 4, and 5.

No inflation is applied to the Funding From Other Sources (FFOS) or Payments.

Engineering includes PE costs, CE costs and R/W incidentals.

Construction contingency applied to construction cost in the year the project is awarded. Three percent project growth factor compounded annually is applied to right-of-way and construction costs in program years 2, 3, 4, and 5. No inflation is applied to the Funding From Other Sources (FFOS) or Payments. Engineering includes PE costs, CE costs and R/W incidentals.							STATE FISCAL YEAR PROJECT BUDGETING					
							Prior Prog.	7/2019- 6/2020	7/2020- 6/2021	7/2021- 6/2022	7/2022- 6/2023	7/2023- 6/2024
County: Various Route: Various Job No.: 5P3405 Length: 0.00 MPO: N Fund Cat: Taking Care Of System Sec Cat: Routine Maintenance Awd Date: Spring 20 TIP #: Let With: Future Cost: 0 Estimate Total: 644	Job Order Contracting for guard cable and guardrail repair on various routes in the northern portion of the Central District.						Engineering: 0	44	0	0	0	0
							R/W: 0	0	0	0	0	0
							Construction: 0	600	0	0	0	0
							FFOS: 0	0	0	0	0	0
							Payments: 0	0	0	0	0	0
County: Various Route: Various Job No.: 5P3406 Length: 0.00 MPO: N Fund Cat: Safety Sec Cat: Safety Awd Date: N/A TIP #: Let With: Future Cost: 0 Estimate Total: 64	On-call work zone enforcement at various locations in the Central District.						Engineering: 0	0	1	0	0	0
							R/W: 0	0	0	0	0	0
							Construction: 0	0	0	0	0	0
							FFOS: 0	0	0	0	0	0
							Payments: 0	0	63	0	0	0
County: Various Route: Various Job No.: 5P3407 Length: 0.00 MPO: N Fund Cat: Safety Sec Cat: Safety Awd Date: N/A TIP #: Let With: Future Cost: 0 Estimate Total: 64	On-call work zone enforcement at various locations in the Central District.						Engineering: 0	0	0	1	0	0
							R/W: 0	0	0	0	0	0
							Construction: 0	0	0	0	0	0
							FFOS: 0	0	0	0	0	0
							Payments: 0	0	0	63	0	0
County: Various Route: Various Job No.: 5S3369 Length: 0.00 MPO: N Fund Cat: Taking Care Of System Sec Cat: Systems Operations Awd Date: Winter 20 TIP #: Let With: Future Cost: 0 Estimate Total: 13,600	Upgrade pedestrian facilities to comply with the ADA Transition Plan at various locations in the Central District. \$7,130,000 Statewide Transportation Alternatives funds. Potential Design-Build project.						Engineering: 309	2,192	0	0	0	0
							R/W: 0	411	0	0	0	0
							Construction: 0	10,688	0	0	0	0
							FFOS: 0	7,130	0	0	0	0
							Payments: 0	0	0	0	0	0
County: Washington Route: MO 47 Job No.: 5P3343 Length: 11.11 MPO: N Fund Cat: Taking Care Of System Sec Cat: Thin Lift Overlay Awd Date: Fall 20 TIP #: Let With: 5S3345 Future Cost: 0 Estimate Total: 553	Pavement improvements from the Franklin County line to Rte. 21.						Engineering: 3	2	38	0	0	0
							R/W: 0	0	0	0	0	0
							Construction: 0	0	510	0	0	0
							FFOS: 0	0	0	0	0	0
							Payments: 0	0	0	0	0	0

* Subject to the approval of the Transportation Improvement Program by the governing Metropolitan Planning Organization.

Jun-13-2019

Section 4 - 28

District Central

Dollars in Thousands



2020-2024 Highway and Bridge Construction Schedule

Transportation Planning

P.O. Box 270
Jefferson City, MO 65102

Construction contingency applied to construction cost in the year the project is awarded.

Three percent project growth factor compounded annually is applied to right-of-way and construction costs in program years 2, 3, 4, and 5.

No inflation is applied to the Funding From Other Sources (FFOS) or Payments.

Engineering includes PE costs, CE costs and R/W incidentals.

Construction contingency applied to construction cost in the year the project is awarded. Three percent project growth factor compounded annually is applied to right-of-way and construction costs in program years 2, 3, 4, and 5. No inflation is applied to the Funding From Other Sources (FFOS) or Payments. Engineering includes PE costs, CE costs and R/W incidentals.												STATE FISCAL YEAR PROJECT BUDGETING						
												Prior Prog.	7/2019- 6/2020	7/2020- 6/2021	7/2021- 6/2022	7/2022- 6/2023	7/2023- 6/2024	
County: Washington	Pavement improvements from Rte. 21 to St. Francois County line.											Engineering:	1	1	22	0	0	0
Route: MO 47												R/W:	0	0	0	0	0	0
Job No.: 5S3345												Construction:	0	0	283	0	0	0
Length: 8.51	MPO: N										FFOS:	0	0	0	0	0	0	
Fund Cat: Taking Care Of System	AC-State: 245 State: 61 Local: 0											Payments:	0	0	0	0	0	0
Sec Cat: Thin Lift Overlay	Awd Date: Fall 20 Anticipated Fed Cat: STBG																	
TIP #: Let With: 5P3343	Future Cost: 0 Estimate Total: 307																	
County: Washington	Fiber interconnect from Rte. P to Rte. O/U and on Rte. 21 from Rte. E to Memorial Drive in Potosi, includes signal upgrades and eastbound and westbound right turn lanes from Rte. 8 to Rte. O/U.											Engineering:	0	410	0	0	0	0
Route: MO 8												R/W:	0	30	0	0	0	0
Job No.: 5P3425												Construction:	0	1,303	0	0	0	0
Length: 4.08	MPO: N										FFOS:	0	0	0	0	0	0	
Fund Cat: Taking Care Of System	AC-State: 1,394 State: 349 Local: 0											Payments:	0	0	0	0	0	0
Sec Cat: Systems Operations	Awd Date: Spring 20 Anticipated Fed Cat: STBG																	
TIP #: Let With:	Future Cost: 0 Estimate Total: 1,743																	
County: Washington	Pavement improvements from Rte. 185 to Rte. 47, Rte. EE from Rte. 185 to the end of state maintenance, Rte. M from Rte. 21 to Rte. 8 and Rte. CC from Rte. 21 to the end of state maintenance.											Engineering:	2	12	80	0	0	0
Route: RT A												R/W:	0	10	0	0	0	0
Job No.: 5S3353												Construction:	0	0	1,119	0	0	0
Length: 33.56	MPO: N										FFOS:	0	0	0	0	0	0	
Fund Cat: Taking Care Of System	AC-State: 977 State: 244 Local: 0											Payments:	0	0	0	0	0	0
Sec Cat: Thin Lift Overlay	Awd Date: Fall 20 Anticipated Fed Cat: STBG																	
TIP #: Let With:	Future Cost: 0 Estimate Total: 1,223																	
County: Washington	Bridge replacement over Fourche-A-Renault. Project involves bridge N0767.											Engineering:	123	208	0	0	0	0
Route: RT AA												R/W:	0	10	0	0	0	0
Job No.: 5S3240												Construction:	0	1,044	0	0	0	0
Length: 0.05	MPO: N										FFOS:	0	0	0	0	0	0	
Fund Cat: Taking Care Of System	Fed: 1,009 State: 253 Local: 0											Payments:	0	0	0	0	0	0
Sec Cat: Rehab And Reconst	Awd Date: Winter 20 Anticipated Fed Cat: NHPP																	
TIP #: Let With:	Future Cost: 0 Estimate Total: 1,385																	
County: Washington	Pavement improvements and add rumblestrips from Rte. 8 to Rte. CC and on Rte. H from Rte. 47 to Rte. WW.											Engineering:	28	55	222	0	0	0
Route: RT E												R/W:	0	30	0	0	0	0
Job No.: 5S3290												Construction:	0	0	2,932	0	0	0
Length: 16.95	MPO: N										FFOS:	0	0	0	0	0	0	
Fund Cat: Taking Care Of System	AC-State: 2,592 State: 647 Local: 0											Payments:	0	0	0	0	0	0
Sec Cat: Thin Lift Overlay	Awd Date: Fall 20 Anticipated Fed Cat: STBG																	
TIP #: Let With: 5S3395	Future Cost: 0 Estimate Total: 3,267																	

* Subject to the approval of the Transportation Improvement Program by the governing Metropolitan Planning Organization.

Jun-13-2019

Section 4 - 29

District Central

Dollars in Thousands



2020-2024 Highway and Bridge Construction Schedule

Transportation Planning

P.O. Box 270
Jefferson City, MO 65102

Construction contingency applied to construction cost in the year the project is awarded.

Three percent project growth factor compounded annually is applied to right-of-way and construction costs in program years 2, 3, 4, and 5.

No inflation is applied to the Funding From Other Sources (FFOS) or Payments.

Engineering includes PE costs, CE costs and R/W incidentals.

Construction contingency applied to construction cost in the year the project is awarded. Three percent project growth factor compounded annually is applied to right-of-way and construction costs in program years 2, 3, 4, and 5. No inflation is applied to the Funding From Other Sources (FFOS) or Payments. Engineering includes PE costs, CE costs and R/W incidentals.										STATE FISCAL YEAR PROJECT BUDGETING					
										Prior Prog.	7/2019- 6/2020	7/2020- 6/2021	7/2021- 6/2022	7/2022- 6/2023	7/2023- 6/2024
County: Washington Route: RT F Job No.: 5S3396 Length: 8.30 Fund Cat: Taking Care Of System Sec Cat: Thin Lift Overlay TIP #: Let With: 5S3356	Pavement improvements from 0.1 mile south of Coleman Avenue to the end of state maintenance. MPO: N AC-State: 551 State: 138 Local: 0 Awd Date: 2022 Anticipated Fed Cat: STBG Future Cost: 0 Estimate Total: 689				Engineering: 0 R/W: 0 Construction: 0 FFOS: 0 Payments: 0	0	1	4	45	0	0				
County: Washington Route: RT P Job No.: 5S3356 Length: 16.62 Fund Cat: Taking Care Of System Sec Cat: Thin Lift Overlay TIP #: Let With: 5S3396	Pavement improvements and add rumblestrips from Rte. 8 to Rte. C and Rte. O from Rte. 8 to the end of state maintenance. MPO: N AC-State: 2,846 State: 712 Local: 0 Awd Date: 2022 Anticipated Fed Cat: STBG Future Cost: 0 Estimate Total: 3,561				Engineering: 3 R/W: 0 Construction: 0 FFOS: 0 Payments: 0	3	1	104	599	0	0				
County: Washington Route: RT U Job No.: 5S3385 Length: 9.91 Fund Cat: Taking Care Of System Sec Cat: Thin Lift Overlay TIP #: Let With:	Pavement resurfacing and add rumblestrips from Rte. 8 to Rte. M. MPO: N AC-State: 1,846 State: 462 Local: 0 Awd Date: Summer 20 Anticipated Fed Cat: STBG Future Cost: 0 Estimate Total: 2,308				Engineering: 0 R/W: 0 Construction: 0 FFOS: 0 Payments: 0	0	49	163	0	0	0				

* Subject to the approval of the Transportation Improvement Program by the governing Metropolitan Planning Organization.

Jun-13-2019

Section 4 - 30

District Central

Dollars in Thousands



2020-2024 Highway and Bridge Construction Schedule

Transportation Planning

P.O. Box 270
Jefferson City, MO 65102

Construction contingency applied to construction cost in the year the project is awarded.
Three percent project growth factor compounded annually is applied to right-of-way and construction costs in program years 2, 3, 4, and 5.
No inflation is applied to the Funding From Other Sources (FFOS) or Payments.
Engineering includes PE costs, CE costs and R/W incidentals.

Central

Total

STATE FISCAL YEAR PROJECT BUDGETING						
	Prior Prog.	7/2019- 6/2020	7/2020- 6/2021	7/2021- 6/2022	7/2022- 6/2023	7/2023- 6/2024
FFOS:	1,867	10,908	3,073	2,104	0	0
Total R/W:	2,309	1,405	174	16	33	0
Total Construction:	0	115,018	100,106	86,826	4,159	15,792
Paybacks:	40,393	5,386	4,462	4,462	4,399	4,399
Sub-Total:	42,702	121,809	104,742	91,304	8,591	20,191
Total Engineering:	6,911	24,869	14,612	9,599	645	1,668
Grand Total:	49,613	146,678	119,354	100,903	9,236	21,859

	2020	2021	2022	2023	2024
State	35,391	23,901	21,526	5,366	7,892
AC-State	37,197	36,060	42,712	3,858	12,051
Local	116	927	0	0	0
Sub-total State	72,704	60,888	64,238	9,224	19,943

Federal					
Sub-total Federal	73,974	58,466	36,665	12	1,916
Grand Total	146,678	119,354	100,903	9,236	21,859

Project Count: 148

* Subject to the approval of the Transportation Improvement Program by the governing Metropolitan Planning Organization.

Jun-13-2019

Section 4 - 1

District Central

Dollars in Thousands

**District Program Summary
Central**

(Dollars in Millions)

Amounts include construction and right of way, excludes engineering.

State Fiscal Year	2020	2021	2022	2023	2024
Statewide Interstate And Major Bridge - Available					
Statewide Interstate And Major Bridge - FFOS	0.000	0.000	0.000	0.000	0.000
Statewide Interstate And Major Bridge - Fund Transfers	20.050	1.000	0.000	0.000	0.000
Statewide Interstate And Major Bridge - Carryover	-5.540	0.000	0.000	0.000	0.000
Award and Completed Project Adjustments	0.000	0.000	0.000	0.000	0.000
Statewide Interstate And Major Bridge - Total Available	14.510	1.000	0.000	0.000	0.000
Statewide Interstate And Major Bridge - Programmed	20.050	1.030	0.000	0.000	0.000
Safety - Available	2.912	3.835	3.561	3.561	3.561
Safety - FFOS	1.499	1.300	0.000	0.000	0.000
Safety - Fund Transfers	-8.932	-8.035	-6.513	-1.633	-2.994
Safety - Carryover	-9.473	0.000	0.000	0.000	0.000
Award and Completed Project Adjustments	0.007	-0.084	0.092	0.242	0.000
Safety - Total Available	-13.987	-2.984	-2.860	2.170	0.567
Safety - Programmed	1.570	14.071	0.063	0.000	0.000
Taking Care Of System - Available	31.685	31.861	74.155	76.379	78.671
Taking Care Of System - FFOS	9.293	1.773	2.104	0.000	0.000
Taking Care Of System - Fund Transfers	16.938	14.182	7.091	1.633	3.098
Taking Care Of System - Carryover	1.407	0.000	0.000	0.000	0.000
Award and Completed Project Adjustments	9.400	-1.271	-0.197	-1.999	0.000
Taking Care Of System - Total Available	68.723	46.545	83.153	76.013	81.769
Taking Care Of System - Programmed	90.100	89.643	91.237	8.091	20.191
Flexible & Other - Available					
Flexible & Other - FFOS	0.116	0.000	0.000	0.000	0.000
Flexible & Other - Fund Transfers	9.415	0.000	0.000	0.000	0.000
Flexible & Other - Carryover	23.638	0.000	0.000	0.000	0.000
Award and Completed Project Adjustments	0.000	0.000	0.000	0.000	0.000
Flexible & Other - Total Available	33.169	0.000	0.000	0.000	0.000
Flexible & Other - Programmed	9.531	0.000	0.000	0.500	0.000
Statewide Safety - Available					
Statewide Safety - FFOS	0.000	0.000	0.000	0.000	0.000
Statewide Safety - Fund Transfers	0.558	0.000	0.000	0.000	0.000
Statewide Safety - Carryover	0.000	0.000	0.000	0.000	0.000
Award and Completed Project Adjustments	0.000	0.000	0.000	0.000	0.000
Statewide Safety - Total Available	0.558	0.000	0.000	0.000	0.000
Statewide Safety - Programmed	0.558	0.000	0.000	0.000	0.000
Statewide Major Projects & Emerging Needs - Available					
Statewide Major Projects & Emerging Needs - FFOS	0.000	0.000	0.000	0.000	0.000
Statewide Major Projects & Emerging Needs - Fund Transfers	0.000	0.000	0.000	0.000	0.000
Statewide Major Projects & Emerging Needs - Carryover	1.080	0.000	0.000	0.000	0.000
Award and Completed Project Adjustments	0.000	0.000	0.000	0.000	0.000
Statewide Major Projects & Emerging Needs - Total Available	1.080	0.000	0.000	0.000	0.000
Statewide Major Projects & Emerging Needs - Programmed	0.000	0.000	0.000	0.000	0.000
Statewide Amendment 3 - Available					
Statewide Amendment 3 - FFOS	0.000	0.000	0.000	0.000	0.000
Statewide Amendment 3 - Fund Transfers	0.000	0.000	0.000	0.000	0.000
Statewide Amendment 3 - Carryover	-16.615	0.000	0.000	0.000	0.000
Award and Completed Project Adjustments	0.000	0.000	0.000	0.000	0.000
Statewide Amendment 3 - Total Available	-16.615	0.000	0.000	0.000	0.000
Statewide Amendment 3 - Programmed	0.000	0.000	0.000	0.000	0.000

*Note: Three percent inflation compounded annually applied to program years 2021 - 2024
Two percent construction contingency applied to construction.*

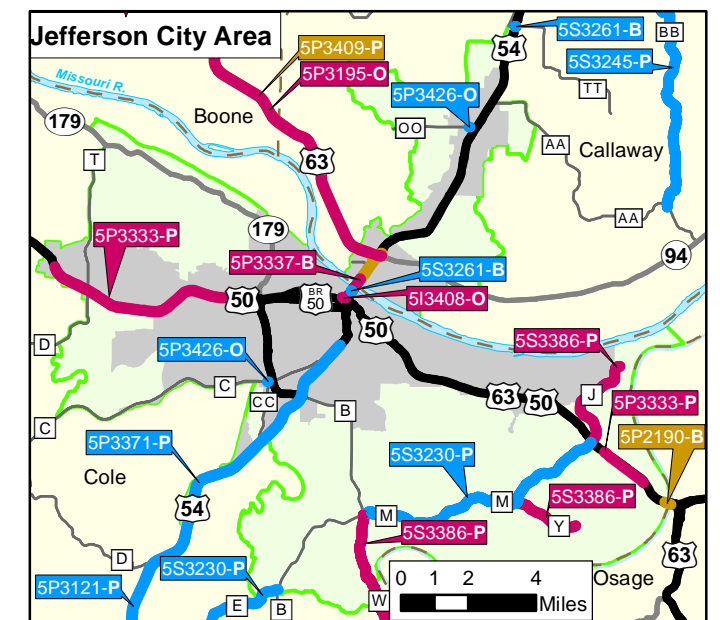
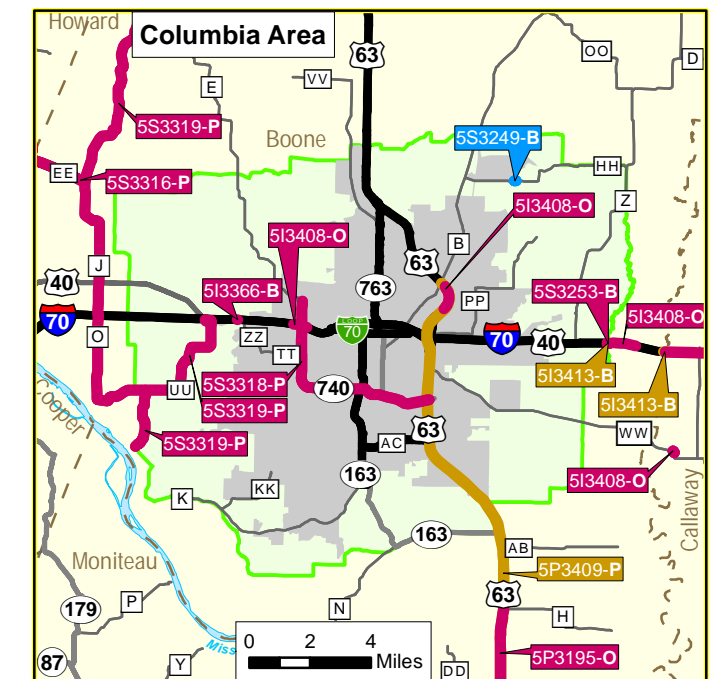
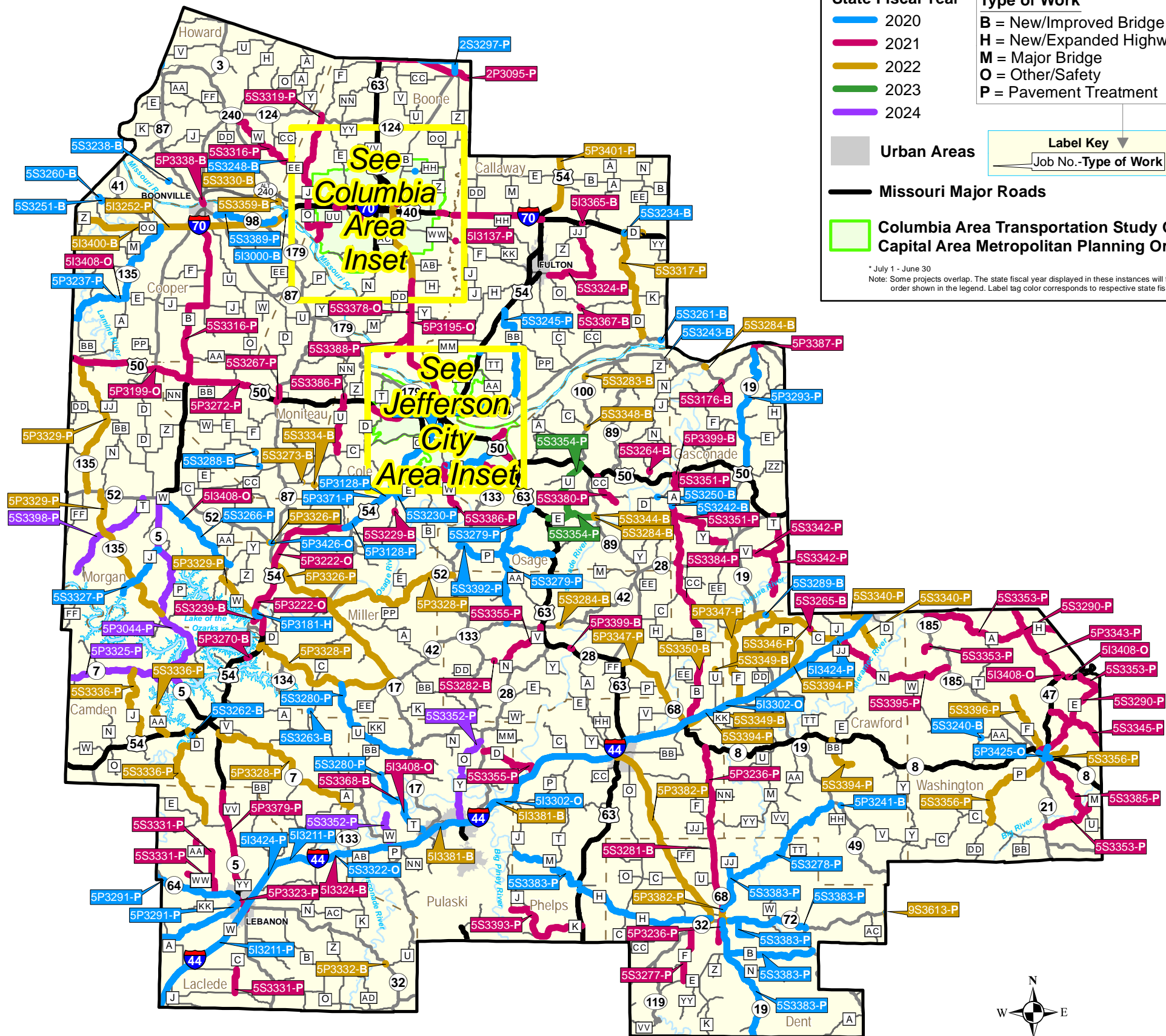
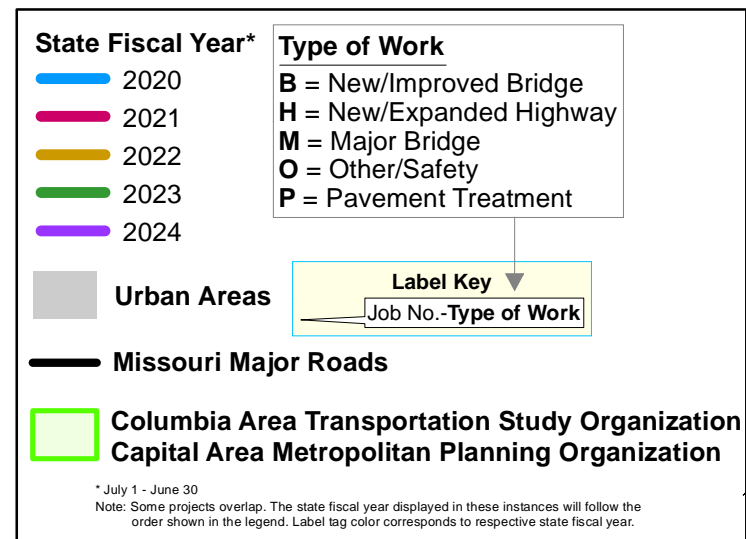
**District Program Summary
Central**

(Dollars in Millions)

Amounts include construction and right of way, excludes engineering.

Total Categorized Funding Available by SFY	87.438	44.561	80.293	78.183	82.336
Total Flexible Funds Available	33.612	53.668	20.786	18.418	0.078
Adjustments	9.407	-1.355	-0.105	-1.757	0.000
Carryovers	-5.503				
Total Available by SFY	121.050	98.229	101.079	96.601	82.414
Total Programmed by SFY	121.809	104.744	91.300	8.591	20.191

*Note: Three percent inflation compounded annually applied to program years 2021 - 2024
Two percent construction contingency applied to construction.*

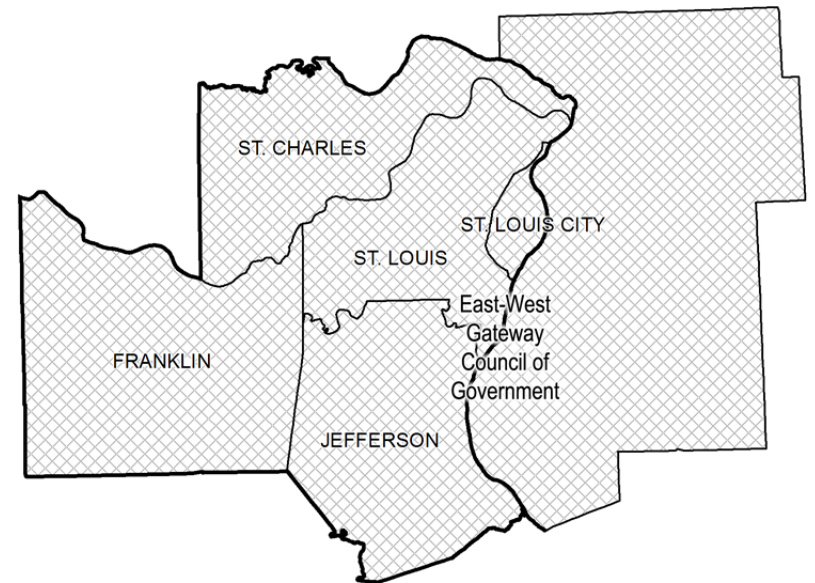


A scale bar with alternating black and white segments, labeled with numbers 0, 2, 4, 6, 8, 10, 12, 14, 16, and 18. The word "Miles" is written at the end of the bar.



Missouri Department of Transportation
1-888-ASK-MODOT
WWW.MODOT.ORG
July 10, 2019

Document Path: Z:\MapProjects\STIP\STIP2020_2024\STIP20_D04.mxd



MoDOT's St Louis District

TMA: East-West Gateway Council of Governments

(Note: The following MoDOT projects are located inside the St Louis Metropolitan Planning area boundary.)

Projects in Section 4 shaded in gray represent conditional commitments. If the level of federal funding is reduced, the projects shaded in gray will be delayed to future years.

PROJECT DESCRIPTION KEY

2020-2024 Highway and Bridge Construction Schedule

Construction contingency applied to construction cost in the year the project is awarded.

Three percent project growth factor compounded annually is applied to right-of-way and construction in program years 2, 3, 4, and 5.

No inflation is applied to the Funding From Other Sources (FFOS) or Payments.

Engineering includes PE costs, CE costs, and R/W incidentals.

						STATE FISCAL YEAR PROJECT BUDGETING					
						Prior Prog.	7/2019 6/2020	7/2020 6/2021	7/2021 6/2022	7/2022 6/2023	7/2023 6/2024
County:	XX					Engineering:	99	9	0	0	0
Route:	XX					R/W:	0	0	99	0	0
Job No.:						Construction:	0	0	0	999	0
Length:						FFOS:	0	0	0	99	0
Fund Cat:	MPO:	Fed:	State:	Local:		Payments:	0	99	0	0	0
Sec Cat:	Award Date	Anticipated Fed Cat:									
TIP#:	Let With:	Future Cost:	Estimate Total:								

Anticipated Federal
Funding Category^

Estimated cost range beyond 2024.

Date project is to be awarded to begin
construction (Season and calendar year
for 2019 & 2020. SFY only beyond 2020).

Projects let in combination.

Metropolitan Planning Organization (Y/N).

Project description and location.

County location of project.

Route location of project.

Project number used to track
project costs.

Total length in 1/100 miles.

Primary Funding Category.*

Secondary Funding Category.**

Transportation Improvement Program
number (MPO projects only).

Total project cost estimate.

Federal, Advanced CN-State,
State and Local share of project
costs.

Dollars programmed
in previous STIPs.

Dollars funded
from other
sources.

Dollars for construction,
utilities and
contingency.

Dollars for right-of-way
(land acquisition).

Dollars to be paid back for
accelerating the project or
payments to others.

Dollars for engineering that include
preliminary engineering, construction
engineering and right-of-way incidentals.

*Primary Funding Category:

Take Care of System
Statewide Interstate & Major Bridge
Safety
Statewide Safety
Flexible & Other
Amendment 3

**Secondary Funding Category:

Enhancements
Low Type Resurfacing
N - Ada Trans (ADA Transition Plan)
Preventive Maint (Preventive Maintenance)
Regional
Rehab And Reconst (Rehabilitation and Reconstruction)
Routine Maintenance
Safety
Systems Operations
Thin Lift Overlay
Urban Safety

^Anticipated Federal Funding Category:

CMAQ - Congestion Mitigation and Air Quality.

* Usually 80% Federal & 20% State funds.

Earmark - usually 80% Federal & 20% State funds.

NHFP - National Highway Freight Program.

* Usually 80% Federal & 20% State funds.

NHPP - National Highway Performance Program.

* Usually 80% Federal & 20% State funds.

* Sometimes 90% Federal & 10% State funds.

Safety - usually 90% Federal & 10% State funds.

State - No federal funds, state only funded.

STBG - Surface Transportation Block Grant program.

* Usually 80% Federal & 20% State funds.

(All Costs in Thousands)



2020-2024 Highway and Bridge Construction Schedule

Transportation Planning

P.O. Box 270
Jefferson City, MO 65102

Construction contingency applied to construction cost in the year the project is awarded.

Three percent project growth factor compounded annually is applied to right-of-way and construction costs in program years 2, 3, 4, and 5.

No inflation is applied to the Funding From Other Sources (FFOS) or Payments.

Engineering includes PE costs, CE costs and R/W incidentals.

Construction contingency applied to construction cost in the year the project is awarded. Three percent project growth factor compounded annually is applied to right-of-way and construction costs in program years 2, 3, 4, and 5. No inflation is applied to the Funding From Other Sources (FFOS) or Payments. Engineering includes PE costs, CE costs and R/W incidentals.							STATE FISCAL YEAR PROJECT BUDGETING					
							Prior Prog.	7/2019- 6/2020	7/2020- 6/2021	7/2021- 6/2022	7/2022- 6/2023	7/2023- 6/2024
County: Franklin	Pavement resurfacing, guardrail upgrades, replace crossroad pipes and upgrade pedestrian facilities to comply with ADA Transition Plan from Rte. AC to Springfield Street.		Engineering:	0	100	100	162	0	0			
Route: MO 185			R/W:	0	0	0	0	0	0			
Job No.: 6S3434			Construction:	0	0	0	2,125	0	0			
Length: 7.99	MPO: Y		FFOS:	0	0	0	0	0	0			
Fund Cat: Taking Care Of System	AC-State: 1,990	State: 497	Local: 0	Payments:	0	0	0	0	0			
Sec Cat: Thin Lift Overlay	Awd Date: 2022	Anticipated Fed Cat: STBG										
TIP #:	Let With:	Future Cost: 0	Estimate Total: 2,487									
County: Franklin	Pavement resurfacing, guardrail upgrades, upgrade pedestrian facilities to comply with ADA Transition Plan and replace bridges from Rte. PP to I-44 North Outer Road. Project involves bridges H0995 and H0994.		Engineering:	0	100	300	750	750	1,345			
Route: MO 30			R/W:	0	0	0	0	0	0			
Job No.: 6S3435			Construction:	0	0	0	0	0	20,425			
Length: 31.42	MPO: Y		FFOS:	0	0	0	0	0	0			
Fund Cat: Taking Care Of System	AC-State: 18,936	State: 4,734	Local: 0	Payments:	0	0	0	0	0			
Sec Cat: Rehab And Reconst	Awd Date: 2024	Anticipated Fed Cat: STBG										
TIP #:	Let With:	Future Cost: 0	Estimate Total: 23,670									
County: Franklin	Bridge rehabilitation at various locations in Franklin County. Project involves bridges A5796, A5760, A5759, A6906, A6907, A5243, and A5258.		Engineering:	60	58	0	0	0	0			
Route: IS 44			R/W:	0	0	0	0	0	0			
Job No.: 6I3243			Construction:	0	779	0	0	0	0			
Length: 0.66	MPO: Y		FFOS:	0	0	0	0	0	0			
Fund Cat: Taking Care Of System	Fed: 669	State: 168	Local: 0	Payments:	0	0	0	0	0			
Sec Cat: Rehab And Reconst	Awd Date: Spring 20	Anticipated Fed Cat: NHPP										
TIP #:	Let With: 6I3252	Future Cost: 0	Estimate Total: 897									
County: Franklin	Pavement resurfacing, guardrail upgrades and upgrade pedestrian facilities to comply with ADA Transition Plan from the St. Louis County line to Rte. 30 and on Loop 44 from the St. Louis County line to Rte. 100.		Engineering:	800	1,604	0	0	0	0			
Route: IS 44			R/W:	0	0	0	0	0	0			
Job No.: 6I3295			Construction:	0	20,559	0	0	0	0			
Length: 24.39	MPO: Y		FFOS:	0	0	0	0	0	0			
Fund Cat: Taking Care Of System	Fed: 19,947	State: 2,216	Local: 0	Payments:	0	0	0	0	0			
Sec Cat: Preventive Maint	Awd Date: Fall 19	Anticipated Fed Cat: NHPP										
TIP #:	Let With:	Future Cost: 0	Estimate Total: 22,963									
County: Franklin	Replacement of structural signs from Crawford County line to I-70 in St. Louis City.		Engineering:	500	340	0	0	0	0			
Route: IS 44			R/W:	0	0	0	0	0	0			
Job No.: 6I3383			Construction:	0	2,050	0	0	0	0			
Length: 69.16	MPO: Y		FFOS:	0	0	0	0	0	0			
Fund Cat: Taking Care Of System	Fed: 2,151	State: 239	Local: 0	Payments:	0	0	0	0	0			
Sec Cat: Routine Maintenance	Awd Date: Winter 20	Anticipated Fed Cat: NHPP										
TIP #:	Let With:	Future Cost: 0	Estimate Total: 2,890									

* Subject to the approval of the Transportation Improvement Program by the governing Metropolitan Planning Organization.

Jun-13-2019

Section 4 - 1

District St. Louis

TMA

Dollars in Thousands



2020-2024 Highway and Bridge Construction Schedule

Transportation Planning

P.O. Box 270
Jefferson City, MO 65102

Construction contingency applied to construction cost in the year the project is awarded.

Three percent project growth factor compounded annually is applied to right-of-way and construction costs in program years 2, 3, 4, and 5.

No inflation is applied to the Funding From Other Sources (FFOS) or Payments.

Engineering includes PE costs, CE costs and R/W incidentals.

Construction contingency applied to construction cost in the year the project is awarded. Three percent project growth factor compounded annually is applied to right-of-way and construction costs in program years 2, 3, 4, and 5. No inflation is applied to the Funding From Other Sources (FFOS) or Payments. Engineering includes PE costs, CE costs and R/W incidentals.												STATE FISCAL YEAR PROJECT BUDGETING						
												Prior Prog.	7/2019- 6/2020	7/2020- 6/2021	7/2021- 6/2022	7/2022- 6/2023	7/2023- 6/2024	
County: Franklin	Upgrade lighting at Rte. 50 interchange east of Union.											Engineering:	175	1	1	1	1	37
Route: IS 44												R/W:	0	0	0	0	0	0
Job No.: 613388												Construction:	0	0	0	0	0	204
Length: 0.96	MPO: Y											FFOS:	0	0	0	0	0	0
Fund Cat: Taking Care Of System	Fed: 197 State: 48 Local: 0										Payments:	0	0	0	0	0	0	
Sec Cat: Systems Operations	Awd Date: 2024	Anticipated Fed Cat: NHPP																
TIP #:	Let With:	Future Cost: 0 Estimate Total: 420																
County: Franklin	Bridge rehabilitation on Rte. 47 and Rte. 30 over I-44. Project involves bridges A4313 and A2017.											Engineering:	25	100	100	75	261	0
Route: MO 47												R/W:	0	0	0	0	0	0
Job No.: 6P3291												Construction:	0	0	0	0	3,759	0
Length: 0.33	MPO: Y											FFOS:	0	0	0	0	0	0
Fund Cat: Taking Care Of System	Fed: 3,436 State: 859 Local: 0										Payments:	0	0	0	0	0	0	
Sec Cat: Rehab And Reconst	Awd Date: 2023	Anticipated Fed Cat: NHPP																
TIP #:	Let With:	Future Cost: 0 Estimate Total: 4,320																
County: Franklin	Pavement resurfacing and adding turn lanes at Rte. EE intersection and from east of Progress Parkway/Denmark Street to west of I-44. \$1,317,000 Open Container funds.											Engineering:	400	269	0	0	0	0
Route: US 50												R/W:	0	243	0	0	0	0
Job No.: 6P3246												Construction:	0	2,226	0	0	0	0
Length: 2.94	MPO: Y											FFOS:	0	1,317	0	0	0	0
Fund Cat: Taking Care Of System	Fed: 2,191 State: 547 Local: 0										Payments:	0	0	0	0	0	0	
Sec Cat: Preventive Maint	Awd Date: Winter 20	Anticipated Fed Cat: NHPP																
TIP #:	Let With:	Future Cost: 0 Estimate Total: 3,138																
County: Franklin	Pavement resurfacing, guardrail upgrades, drainage pipe replacement and upgrade pedestrian facilities to comply with the ADA Transition Plan from west of Independence Road to Rte. 47.											Engineering:	0	274	250	379	0	0
Route: US 50												R/W:	0	809	0	0	0	0
Job No.: 6P3436												Construction:	0	0	0	5,475	0	0
Length: 2.42	MPO: Y											FFOS:	0	0	0	0	0	0
Fund Cat: Taking Care Of System	Fed: 5,749 State: 1,438 Local: 0										Payments:	0	0	0	0	0	0	
Sec Cat: Thin Lift Overlay	Awd Date: 2022	Anticipated Fed Cat: NHPP																
TIP #:	Let With:	Future Cost: 0 Estimate Total: 7,187																
County: Franklin	Bridge replacement over Happy Sac Creek. Project involves bridge N0620.											Engineering:	200	192	0	0	0	0
Route: RT AD												R/W:	0	35	0	0	0	0
Job No.: 6S3168												Construction:	0	1,934	0	0	0	0
Length: 0.02	MPO: Y											FFOS:	0	0	0	0	0	0
Fund Cat: Taking Care Of System	AC-State: 1,728 State: 433 Local: 0										Payments:	0	0	0	0	0	0	
Sec Cat: Preventive Maint	Awd Date: Winter 20	Anticipated Fed Cat: STBG																
TIP #:	Let With:	Future Cost: 0 Estimate Total: 2,361																

* Subject to the approval of the Transportation Improvement Program by the governing Metropolitan Planning Organization.

Jun-13-2019

Section 4 - 2

District St. Louis

TMA

Dollars in Thousands



2020-2024 Highway and Bridge Construction Schedule

Transportation Planning

P.O. Box 270
Jefferson City, MO 65102

Construction contingency applied to construction cost in the year the project is awarded.

Three percent project growth factor compounded annually is applied to right-of-way and construction costs in program years 2, 3, 4, and 5.

No inflation is applied to the Funding From Other Sources (FFOS) or Payments.

Engineering includes PE costs, CE costs and R/W incidentals.

Construction contingency applied to construction cost in the year the project is awarded. Three percent project growth factor compounded annually is applied to right-of-way and construction costs in program years 2, 3, 4, and 5. No inflation is applied to the Funding From Other Sources (FFOS) or Payments. Engineering includes PE costs, CE costs and R/W incidentals.							STATE FISCAL YEAR PROJECT BUDGETING					
							Prior Prog.	7/2019- 6/2020	7/2020- 6/2021	7/2021- 6/2022	7/2022- 6/2023	7/2023- 6/2024
County: Franklin Route: RT AF Job No.: 6S3402 Length: 0.13 MPO: Y Fund Cat: Flexible & Other												

* Subject to the approval of the Transportation Improvement Program by the governing Metropolitan Planning Organization.

Jun-13-2019

Section 4 - 3

District St. Louis

TMA

Dollars in Thousands



2020-2024 Highway and Bridge Construction Schedule

Transportation Planning

P.O. Box 270
Jefferson City, MO 65102

Construction contingency applied to construction cost in the year the project is awarded.

Three percent project growth factor compounded annually is applied to right-of-way and construction costs in program years 2, 3, 4, and 5.

No inflation is applied to the Funding From Other Sources (FFOS) or Payments.

Engineering includes PE costs, CE costs and R/W incidentals.

Construction contingency applied to construction cost in the year the project is awarded. Three percent project growth factor compounded annually is applied to right-of-way and construction costs in program years 2, 3, 4, and 5. No inflation is applied to the Funding From Other Sources (FFOS) or Payments. Engineering includes PE costs, CE costs and R/W incidentals.						STATE FISCAL YEAR PROJECT BUDGETING					
						Prior Prog.	7/2019- 6/2020	7/2020- 6/2021	7/2021- 6/2022	7/2022- 6/2023	7/2023- 6/2024
County: Franklin	Pavement resurfacing, add shoulders upgrade guardrail, and replace culvert from					Engineering:	250	300	0	0	0
Route: RT TT	Commercial Avenue to Mill Hill Road. \$948,000 Open Container funds.					R/W:	0	0	0	0	0
Job No.: 6S3387						Construction:	0	3,649	0	0	0
Length: 5.31	MPO: Y					FFOS:	0	948	0	0	0
Fund Cat: Taking Care Of System			Fed: 3,159	State: 790	Local: 0	Payments:	0	0	0	0	0
Sec Cat: Preventive Maint	Awd Date: Winter 20	Anticipated Fed Cat: STBG									
TIP #: Let With:			Future Cost: 0	Estimate Total: 4,199							
County: Franklin	Pavement resurfacing, guardrail upgrades and replace culvert pipes from Rte. C to Rte. Y					Engineering:	125	170	0	0	0
Route: RT ZZ	and on Rte. Y from Rte. YY to Rte. 50. \$1,440,000 District Operations funds.					R/W:	0	0	0	0	0
Job No.: 6S3420						Construction:	0	1,440	0	0	0
Length: 13.43	MPO: Y					FFOS:	0	1,440	0	0	0
Fund Cat: Taking Care Of System			Fed: 0	State: 1,610	Local: 0	Payments:	0	0	0	0	0
Sec Cat: Preventive Maint	Awd Date: Spring 20	Anticipated Fed Cat: State									
TIP #: Let With: 6M0276			Future Cost: 0	Estimate Total: 1,735							
County: Jefferson	Adding turn lanes, signals and upgrade pedestrian facilities to comply with ADA					Engineering:	166	113	0	0	0
Route: MO 109	Transition Plan at Rte. FF and Rte. W near Eureka. \$1,258,223 Congestion Mitigation					R/W:	0	0	0	0	0
Job No.: 6S3401	and Air Quality Improvement Program funds.					Construction:	0	1,293	0	0	0
Length: 0.13	MPO: Y					FFOS:	0	1,034	0	0	0
Fund Cat: Flexible & Other			AC-State: 1,125	State: 281	Local: 0	Payments:	0	0	0	0	0
Sec Cat: System Expansion	Awd Date: Winter 20	Anticipated Fed Cat: C.M.A.Q.									
TIP #: Let With:			Future Cost: 0	Estimate Total: 1,572							
County: Jefferson	Add two way left turn lane at Lowery Lane in Hillsboro.					Engineering:	1	105	130	0	0
Route: MO 21						R/W:	0	75	0	0	0
Job No.: 6P3242B						Construction:	0	0	1,201	0	0
Length: 0.38	MPO: Y					FFOS:	0	0	0	0	0
Fund Cat: Safety			Fed: 1,359	State: 152	Local: 0	Payments:	0	0	0	0	0
Sec Cat: Safety	Awd Date: 2021	Anticipated Fed Cat: Safety									
TIP #: Let With:			Future Cost: 0	Estimate Total: 1,512							
County: Jefferson	Bridge and culvert replacement and signal upgrades on eastbound and westbound lanes					Engineering:	311	292	0	0	0
Route: MO 30	over Saline Creek at Valley Dell Drive and Gravois Road. Project involves bridges A2380					R/W:	0	88	0	0	0
Job No.: 6S1908	and G0885.					Construction:	0	3,774	0	0	0
Length: 0.35	MPO: Y					FFOS:	0	0	0	0	0
Fund Cat: Taking Care Of System			Fed: 0	State: 4,154	Local: 0	Payments:	0	0	0	0	0
Sec Cat: Rehab And Reconst	Awd Date: Fall 19	Anticipated Fed Cat: State									
TIP #: 4405G-09	Let With:	Future Cost: 0		Estimate Total: 4,465							

* Subject to the approval of the Transportation Improvement Program by the governing Metropolitan Planning Organization.

Jun-13-2019

Section 4 - 4

District St. Louis

TMA

Dollars in Thousands



2020-2024 Highway and Bridge Construction Schedule

Transportation Planning

P.O. Box 270
Jefferson City, MO 65102

Construction contingency applied to construction cost in the year the project is awarded.

Three percent project growth factor compounded annually is applied to right-of-way and construction costs in program years 2, 3, 4, and 5.

No inflation is applied to the Funding From Other Sources (FFOS) or Payments.

Engineering includes PE costs, CE costs and R/W incidentals.

						STATE FISCAL YEAR PROJECT BUDGETING					
						Prior Prog.	7/2019- 6/2020	7/2020- 6/2021	7/2021- 6/2022	7/2022- 6/2023	7/2023- 6/2024
County:	Jefferson	Bridge rehabilitation over Dulin Creek, Heads Creek and Skullbones Creek on Rte. B over Skullbones Creek, on Rte. MM over Heads Creek and on Rte. NN over Little Dutch Creek. Project involves bridges A4628, A4627, A4630, A7126, A5825 and A8284.				Engineering:	151	163	0	0	0
Route:	MO 30					R/W:	0	0	0	0	0
Job No.:	6S3287					Construction:	0	548	0	0	0
Length:	1.13	MPO:	Y			FFOS:	0	0	0	0	0
Fund Cat:	Taking Care Of System	Fed:	568	State:	143	Local:	0				
Sec Cat:	Rehab And Reconst	Awd Date:	Spring 20	Anticipated Fed Cat:	NHPP	Payments:	0	0	0	0	0
TIP #:	Let With:	Future Cost:	0	Estimate Total:	862						
County:	Jefferson	Add J-turn from Rivermont Trail to 0.5 mile west and add acceleration lane from Local Hillsboro Road to 500 feet east. \$974,000 Open Container funds.				Engineering:	100	106	0	0	0
Route:	MO 30					R/W:	0	0	0	0	0
Job No.:	6S3390					Construction:	0	1,059	0	0	0
Length:	0.60	MPO:	Y			FFOS:	0	974	0	0	0
Fund Cat:	Safety	Fed:	1,048	State:	117	Local:	0				
Sec Cat:	Safety	Awd Date:	Spring 20	Anticipated Fed Cat:	Safety	Payments:	0	0	0	0	0
TIP #:	Let With:	Future Cost:	0	Estimate Total:	1,265						
County:	Jefferson	Add southbound auxiliary lane from Rte. A to Rte. 67.				Engineering:	300	422	0	0	0
Route:	IS 55					R/W:	0	817	0	0	0
Job No.:	6I3389					Construction:	0	2,070	0	0	0
Length:	0.66	MPO:	Y			FFOS:	0	0	0	0	0
Fund Cat:	Safety	Fed:	2,977	State:	332	Local:	0				
Sec Cat:	Safety	Awd Date:	Spring 20	Anticipated Fed Cat:	Safety	Payments:	0	0	0	0	0
TIP #:	Let With:	Future Cost:	0	Estimate Total:	3,609						
County:	Jefferson	Pavement resurfacing and guardrail upgrades from Rte. M to Rte. Z.				Engineering:	200	181	0	0	0
Route:	OR 55					R/W:	0	48	0	0	0
Job No.:	6S3240					Construction:	0	1,803	0	0	0
Length:	4.40	MPO:	Y			FFOS:	0	0	0	0	0
Fund Cat:	Taking Care Of System	AC-State:	1,625	State:	407	Local:	0				
Sec Cat:	Preventive Maint	Awd Date:	Spring 20	Anticipated Fed Cat:	STBG	Payments:	0	0	0	0	0
TIP #:	Let With:	Future Cost:	0	Estimate Total:	2,232						
County:	Jefferson	Pavement resurfacing, guardrail upgrades and upgrade pedestrian facilities to comply with ADA Transition Plan from Vogel Road to end of maintenance and Imperial Main Street from OR 55 to Old State Road. \$958,000 District Operations funds.				Engineering:	75	166	0	0	0
Route:	OR 55					R/W:	0	0	0	0	0
Job No.:	6S3421					Construction:	0	958	0	0	0
Length:	4.59	MPO:	Y			FFOS:	0	958	0	0	0
Fund Cat:	Taking Care Of System	AC-State:	899	State:	225	Local:	0				
Sec Cat:	Thin Lift Overlay	Awd Date:	Spring 20	Anticipated Fed Cat:	STBG	Payments:	0	0	0	0	0
TIP #:	Let With:	Future Cost:	0	Estimate Total:	1,199						

* Subject to the approval of the Transportation Improvement Program by the governing Metropolitan Planning Organization.

Jun-13-2019

Section 4 - 5

District St. Louis

TMA

Dollars in Thousands



2020-2024 Highway and Bridge Construction Schedule

Transportation Planning

P.O. Box 270
Jefferson City, MO 65102

Construction contingency applied to construction cost in the year the project is awarded.

Three percent project growth factor compounded annually is applied to right-of-way and construction costs in program years 2, 3, 4, and 5.

No inflation is applied to the Funding From Other Sources (FFOS) or Payments.

Engineering includes PE costs, CE costs and R/W incidentals.

						STATE FISCAL YEAR PROJECT BUDGETING					
						Prior Prog.	7/2019- 6/2020	7/2020- 6/2021	7/2021- 6/2022	7/2022- 6/2023	7/2023- 6/2024
County:	Jefferson	Bridge replacement over Joachim Creek between Scenic Drive and Herky-Horine Road.				Engineering:	250	531	785	0	0
Route:	US 61	Slide repair north of Herky-Horine Road to Joachim Road. Project involves bridge				R/W:	0	925	0	0	0
Job No.:	6S3289	K0294.				Construction:	0	0	9,352	0	0
Length:	0.92	MPO:	Y			FFOS:	0	0	0	0	0
Fund Cat:	Taking Care Of System	AC-State:	9,275	State:	2,318	Local:	0				
Sec Cat:	Preventive Maint	Awd Date:	Summer 20	Anticipated Fed Cat:	STBG	Payments:	0	0	0	0	0
TIP #:	Let With:	Future Cost:	0	Estimate Total:	11,843						
County:	Jefferson	Pavement resurfacing, guardrail upgrade and upgrade pedestrian facilities to comply with				Engineering:	185	801	200	576	0
Route:	US 61	ADA Transition Plan from north of the Meramec River to south of Collier Drive.				R/W:	0	2,400	0	0	0
Job No.:	6S3296					Construction:	0	0	0	9,092	0
Length:	2.56	MPO:	Y			FFOS:	0	0	0	0	0
Fund Cat:	Taking Care Of System	AC-State:	10,456	State:	2,613	Local:	0				
Sec Cat:	Preventive Maint	Awd Date:	2022	Anticipated Fed Cat:	STBG	Payments:	0	0	0	0	0
TIP #:	Let With:	Future Cost:	0	Estimate Total:	13,254						
County:	Jefferson	Add two way left turn lane and pavement resurfacing from Brandon Wallace Way to 6th				Engineering:	100	241	0	0	0
Route:	US 61	Street in Crystal City.				R/W:	0	85	0	0	0
Job No.:	6S3391					Construction:	0	2,091	0	0	0
Length:	1.08	MPO:	Y			FFOS:	0	0	0	0	0
Fund Cat:	Safety	Fed:	2,175	State:	242	Local:	0				
Sec Cat:	Safety	Awd Date:	Spring 20	Anticipated Fed Cat:	Safety	Payments:	0	0	0	0	0
TIP #:	Let With:	Future Cost:	0	Estimate Total:	2,517						
County:	Jefferson	Pavement resurfacing, upgrade guardrail and upgrade pedestrian facilities to comply with				Engineering:	115	125	280	250	556
Route:	US 61	ADA Transition Plan from Rte. 67 to Rte. M.				R/W:	0	0	1,514	0	0
Job No.:	6S3399					Construction:	0	0	0	0	8,853
Length:	21.94	MPO:	Y			FFOS:	0	0	0	0	0
Fund Cat:	Taking Care Of System	Fed:	9,262	State:	2,316	Local:	0				
Sec Cat:	Preventive Maint	Awd Date:	2023	Anticipated Fed Cat:	NHPP	Payments:	0	0	0	0	0
TIP #:	Let With:	Future Cost:	0	Estimate Total:	11,693						
County:	Jefferson	Add two-way left turn lanes, guardrail upgrades and signal replacements from Rte. 231 to				Engineering:	100	248	135	0	0
Route:	US 61	Richardson Road.				R/W:	0	390	0	0	0
Job No.:	6S3433					Construction:	0	0	1,590	0	0
Length:	0.46	MPO:	Y			FFOS:	0	0	0	0	0
Fund Cat:	Safety	Fed:	2,126	State:	237	Local:	0				
Sec Cat:	Safety	Awd Date:	2021	Anticipated Fed Cat:	Safety	Payments:	0	0	0	0	0
TIP #:	Let With:	Future Cost:	0	Estimate Total:	2,463						

* Subject to the approval of the Transportation Improvement Program by the governing Metropolitan Planning Organization.



2020-2024 Highway and Bridge Construction Schedule

Transportation Planning

P.O. Box 270
Jefferson City, MO 65102

Construction contingency applied to construction cost in the year the project is awarded.

Three percent project growth factor compounded annually is applied to right-of-way and construction costs in program years 2, 3, 4, and 5.

No inflation is applied to the Funding From Other Sources (FFOS) or Payments.

Engineering includes PE costs, CE costs and R/W incidentals.

						STATE FISCAL YEAR PROJECT BUDGETING					
						Prior Prog.	7/2019- 6/2020	7/2020- 6/2021	7/2021- 6/2022	7/2022- 6/2023	7/2023- 6/2024
County:	Jefferson	Pavement resurfacing, guardrail upgrades and turn lane additions from Old Highway 21 to east of Collins Road. Add turn lanes at Harrison Lake Road, Morgan Road, Glenn Oaks Drive and Burning Tree Lane.				Engineering:	250	100	596	0	0
Route:	RT A					R/W:	0	1	0	0	0
Job No.:	6S3292					Construction:	0	0	6,687	0	0
Length:	8.90	MPO:	Y			FFOS:	0	0	0	0	0
Fund Cat:	Taking Care Of System	AC-State:	5,908	State:	1,476	Local:	0				
Sec Cat:	Preventive Maint	Awd Date:	2021	Anticipated Fed Cat:	STBG	Payments:	0	0	0	0	0
TIP #:	Let With:	Future Cost:	0	Estimate Total:	7,634						
County:	Jefferson	Pavement resurfacing and upgrade guardrail from Rte. 30 to Old Hwy 21.				Engineering:	200	150	150	211	0
Route:	RT BB					R/W:	0	0	0	0	0
Job No.:	6S3293					Construction:	0	0	0	3,035	0
Length:	10.78	MPO:	Y			FFOS:	0	0	0	0	0
Fund Cat:	Taking Care Of System	AC-State:	2,837	State:	709	Local:	0				
Sec Cat:	Preventive Maint	Awd Date:	2022	Anticipated Fed Cat:	STBG	Payments:	0	0	0	0	0
TIP #:	Let With:	Future Cost:	0	Estimate Total:	3,746						
County:	Jefferson	Erosion control repairs at Joachim Creek near Plattin Street in DeSoto.				Engineering:	101	1	1	47	0
Route:	RT E					R/W:	0	35	0	0	0
Job No.:	6S3090C					Construction:	0	0	0	703	0
Length:	0.06	MPO:	Y			FFOS:	0	0	0	0	0
Fund Cat:	Taking Care Of System	AC-State:	630	State:	157	Local:	0				
Sec Cat:	Preventive Maint	Awd Date:	2022	Anticipated Fed Cat:	STBG	Payments:	0	0	0	0	0
TIP #:	Let With:	Future Cost:	0	Estimate Total:	888						
County:	Jefferson	Add J-turns at St. Luke's Church Road and Moss Hollow Road. \$800,000 Open Container funds.				Engineering:	25	125	86	0	0
Route:	RT M					R/W:	0	0	0	0	0
Job No.:	6S3432					Construction:	0	0	913	0	0
Length:	1.22	MPO:	Y			FFOS:	0	0	800	0	0
Fund Cat:	Safety	Fed:	1,011	State:	113	Local:	0				
Sec Cat:	Safety	Awd Date:	2021	Anticipated Fed Cat:	Safety	Payments:	0	0	0	0	0
TIP #:	Let With:	Future Cost:	0	Estimate Total:	1,149						
County:	Jefferson	Slide repair and roadway relocation near Hardin Road.				Engineering:	277	131	0	0	0
Route:	RT V					R/W:	218	0	0	0	0
Job No.:	6S3089					Construction:	0	1,630	0	0	0
Length:	0.13	MPO:	Y			FFOS:	0	0	0	0	0
Fund Cat:	Taking Care Of System	AC-State:	1,409	State:	352	Local:	0				
Sec Cat:	Preventive Maint	Awd Date:	Winter 20	Anticipated Fed Cat:	STBG	Payments:	0	0	0	0	0
TIP #:	Let With:	Future Cost:	0	Estimate Total:	2,256						

* Subject to the approval of the Transportation Improvement Program by the governing Metropolitan Planning Organization.

Jun-13-2019

Section 4 - 7

District St. Louis

TMA

Dollars in Thousands



2020-2024 Highway and Bridge Construction Schedule

Transportation Planning

P.O. Box 270
Jefferson City, MO 65102

Construction contingency applied to construction cost in the year the project is awarded.

Three percent project growth factor compounded annually is applied to right-of-way and construction costs in program years 2, 3, 4, and 5.

No inflation is applied to the Funding From Other Sources (FFOS) or Payments.

Engineering includes PE costs, CE costs and R/W incidentals.

Construction contingency applied to construction cost in the year the project is awarded. Three percent project growth factor compounded annually is applied to right-of-way and construction costs in program years 2, 3, 4, and 5. No inflation is applied to the Funding From Other Sources (FFOS) or Payments. Engineering includes PE costs, CE costs and R/W incidentals.												STATE FISCAL YEAR PROJECT BUDGETING						
												Prior Prog.	7/2019- 6/2020	7/2020- 6/2021	7/2021- 6/2022	7/2022- 6/2023	7/2023- 6/2024	
County: Jefferson	Bridge replacement at Joachim Creek east of Rte. 67. Project involves box culvert T0223.											Engineering:	205	39	0	0	0	0
Route: RT V												R/W:	0	10	0	0	0	0
Job No.: 6S3232												Construction:	0	400	0	0	0	0
Length: 0.10	MPO: Y											FFOS:	0	0	0	0	0	0
Fund Cat: Taking Care Of System	AC-State: 360	State: 89	Local: 0									Payments:	0	0	0	0	0	
Sec Cat: Rehab And Reconst	Awd Date: Winter 20	Anticipated Fed Cat: STBG																
TIP #:	Let With:	Future Cost: 0		Estimate Total: 654														
County: St. Charles	Payment to St. Charles County for adding an interchange at Gutermuth Road. Project involves bridges A6105 and A6106.											Engineering:	60	50	1	0	0	0
Route: MO 364												R/W:	0	0	0	0	0	0
Job No.: 6P3350												Construction:	0	0	2,900	0	0	0
Length: 0.72	MPO: Y											FFOS:	0	0	0	0	0	0
Fund Cat: Flexible & Other	Fed: 2,361	State: 590	Local: 0									Payments:	0	0	0	0	0	
Sec Cat: System Expansion	Awd Date: N/A	Anticipated Fed Cat: NHPP																
TIP #:	Let With:	Future Cost: 0		Estimate Total: 3,011														
County: St. Charles	Median barrier improvements over I-64 between on and off ramps. Project involves bridge A6120. \$200,000 Open Container funds.											Engineering:	0	5	5	22	0	0
Route: MO 364												R/W:	0	0	0	0	0	0
Job No.: 6P3482												Construction:	0	0	0	212	0	0
Length: 0.34	MPO: Y											FFOS:	0	0	0	200	0	0
Fund Cat: Safety	Fed: 219	State: 25	Local: 0									Payments:	0	0	0	0	0	
Sec Cat: Safety	Awd Date: 2022	Anticipated Fed Cat: Safety																
TIP #:	Let With:	Future Cost: 0		Estimate Total: 244														
County: St. Charles	Bridge rehabilitation at Pitman Avenue, I-70, and I-64 in Wentzville. Project involves bridges A2755, A2756, L0428 and A2543.											Engineering:	150	1	1	1	1	329
Route: US 61												R/W:	0	0	0	0	0	0
Job No.: 6P3331												Construction:	0	0	0	0	0	3,497
Length: 0.17	MPO: Y											FFOS:	0	0	0	0	0	0
Fund Cat: Taking Care Of System	Fed: 3,065	State: 765	Local: 0									Payments:	0	0	0	0	0	
Sec Cat: Preventive Maint	Awd Date: 2024	Anticipated Fed Cat: NHPP																
TIP #:	Let With:	Future Cost: 0		Estimate Total: 3,980														
County: St. Charles	Pavement repair from 0.5 mile east of I-70 to Lake St. Louis Boulevard.											Engineering:	100	285	0	0	0	0
Route: IS 64												R/W:	0	0	0	0	0	0
Job No.: 6I3423												Construction:	0	2,693	0	0	0	0
Length: 2.28	MPO: Y											FFOS:	0	0	0	0	0	0
Fund Cat: Taking Care Of System	Fed: 2,680	State: 298	Local: 0									Payments:	0	0	0	0	0	
Sec Cat: Preventive Maint	Awd Date: Winter 20	Anticipated Fed Cat: NHPP																
TIP #:	Let With:	Future Cost: 0		Estimate Total: 3,078														

* Subject to the approval of the Transportation Improvement Program by the governing Metropolitan Planning Organization.

Jun-13-2019

Section 4 - 8

District St. Louis

TMA

Dollars in Thousands



2020-2024 Highway and Bridge Construction Schedule

Transportation Planning

P.O. Box 270
Jefferson City, MO 65102

Construction contingency applied to construction cost in the year the project is awarded.

Three percent project growth factor compounded annually is applied to right-of-way and construction costs in program years 2, 3, 4, and 5.

No inflation is applied to the Funding From Other Sources (FFOS) or Payments.

Engineering includes PE costs, CE costs and R/W incidentals.

						STATE FISCAL YEAR PROJECT BUDGETING					
						Prior Prog.	7/2019- 6/2020	7/2020- 6/2021	7/2021- 6/2022	7/2022- 6/2023	7/2023- 6/2024
County:	St. Charles	Upgrade signing for wrong way counter-measures at various ramp locations in St. Charles and St. Louis Counties and St. Louis City.				Engineering:	0	15	10	0	0
Route:	IS 64					R/W:	0	0	0	0	0
Job No.:	613498					Construction:	0	0	773	0	0
Length:	39.22	MPO:	Y			FFOS:	0	0	0	0	0
Fund Cat:	Safety	Fed:	718	State:	80	Local:	0				
Sec Cat:	Safety	Awd Date:	Fall 20	Anticipated Fed Cat:	Safety	Payments:	0	0	0	0	0
TIP #:		Let With:		Future Cost:	0	Estimate Total:	798				
County:	St. Charles	Payment to St. Charles County for location study for new Daniel Boone bridge. Project involves bridge A7577.				Engineering:	0	1	0	0	0
Route:	IS 64					R/W:	0	0	0	0	0
Job No.:	6P1436Z					Construction:	0	650	0	0	0
Length:	3.73	MPO:	Y			FFOS:	0	0	0	0	0
Fund Cat:	Taking Care Of System	Fed:	521	State:	130	Local:	0				
Sec Cat:	Rehab And Reconst	Awd Date:	N/A	Anticipated Fed Cat:	NHPP	Payments:	0	0	0	0	0
TIP #:		Let With:		Future Cost:	0	Estimate Total:	651				
County:	St. Charles	Payment to IDOT to replace deck drainage extension on the Clark Bridge. Project involves bridge A4278.				Engineering:	0	1	0	0	0
Route:	US 67					R/W:	0	0	0	0	0
Job No.:	6P3212					Construction:	0	300	0	0	0
Length:	0.19	MPO:	Y			FFOS:	0	0	0	0	0
Fund Cat:	Taking Care Of System	Fed:	241	State:	60	Local:	0				
Sec Cat:	Rehab And Reconst	Awd Date:	N/A	Anticipated Fed Cat:	NHPP	Payments:	0	0	0	0	0
TIP #:		Let With:		Future Cost:	0	Estimate Total:	301				
County:	St. Charles	Payment to IDOT for deck sealing on the Clark Bridge. Project involves bridge A4278.				Engineering:	0	0	0	1	0
Route:	US 67					R/W:	0	0	0	0	0
Job No.:	6P3213					Construction:	0	0	0	150	0
Length:	0.19	MPO:	Y			FFOS:	0	0	0	0	0
Fund Cat:	Taking Care Of System	Fed:	121	State:	30	Local:	0				
Sec Cat:	Rehab And Reconst	Awd Date:	N/A	Anticipated Fed Cat:	NHPP	Payments:	0	0	0	0	0
TIP #:		Let With:		Future Cost:	0	Estimate Total:	151				
County:	St. Charles	Raise southbound lanes and intersection improvements from the Mississippi River to north of Machens Club Drive. \$1,100,000 Federal Lands Access Program and \$1,668,000 District Operations funds.				Engineering:	135	272	283	0	0
Route:	US 67					R/W:	0	20	0	0	0
Job No.:	6P3372					Construction:	0	0	2,830	0	0
Length:	1.50	MPO:	Y			FFOS:	0	20	2,748	0	0
Fund Cat:	Flexible & Other	Fed:	2,724	State:	681	Local:	0				
Sec Cat:	Rehab And Reconst	Awd Date:	Summer 20	Anticipated Fed Cat:	NHPP	Payments:	0	0	0	0	0
TIP #:		Let With:		Future Cost:	0	Estimate Total:	3,540				

* Subject to the approval of the Transportation Improvement Program by the governing Metropolitan Planning Organization.



2020-2024 Highway and Bridge Construction Schedule

Transportation Planning

P.O. Box 270
Jefferson City, MO 65102

Construction contingency applied to construction cost in the year the project is awarded.

Three percent project growth factor compounded annually is applied to right-of-way and construction costs in program years 2, 3, 4, and 5.

No inflation is applied to the Funding From Other Sources (FFOS) or Payments.

Engineering includes PE costs, CE costs and R/W incidentals.

Construction contingency applied to construction cost in the year the project is awarded. Three percent project growth factor compounded annually is applied to right-of-way and construction costs in program years 2, 3, 4, and 5. No inflation is applied to the Funding From Other Sources (FFOS) or Payments. Engineering includes PE costs, CE costs and R/W incidentals.							STATE FISCAL YEAR PROJECT BUDGETING						
							Prior Prog.	7/2019- 6/2020	7/2020- 6/2021	7/2021- 6/2022	7/2022- 6/2023	7/2023- 6/2024	
County: St. Charles	Pavement resurfacing from west of Wentzville Parkway to Lake St. Louis Boulevard.						Engineering:	300	824	0	0	0	0
Route: IS 70							R/W:	0	0	0	0	0	0
Job No.: 613195							Construction:	0	7,214	0	0	0	0
Length: 6.08	MPO: Y							FFOS:	0	0	0	0	0
Fund Cat: Taking Care Of System	Fed: 7,235 State: 803 Local: 0						Payments:	0	0	0	0	0	0
Sec Cat: Preventive Maint	Awd Date: Summer 19	Anticipated Fed Cat: NHPP											
TIP #:	Let With:	Future Cost: 0 Estimate Total: 8,338											
County: St. Charles	Payment to Wentzville for adding interchange west of Point Prairie Road. \$5,000,000 Cost Share funds.						Engineering:	2	150	0	0	0	0
Route: IS 70							R/W:	0	0	0	0	0	0
Job No.: 613201							Construction:	0	4,850	0	0	0	0
Length: 1.01	MPO: Y							FFOS:	0	4,850	0	0	0
Fund Cat: Flexible & Other	Fed: 4,500 State: 500 Local: 0						Payments:	0	0	0	0	0	0
Sec Cat: Regional	Awd Date: N/A	Anticipated Fed Cat: NHPP											
TIP #:	Let With:	Future Cost: 0 Estimate Total: 5,002											
County: St. Charles	Bridge rehabilitation on Blanchette Bridge and striping on Rte. 364 from Jungs Station Road to the Missouri River. Project involves bridge A3292.						Engineering:	1,290	5,240	0	0	0	0
Route: IS 70							R/W:	0	0	0	0	0	0
Job No.: 613225							Construction:	0	40,123	0	0	0	0
Length: 3.40	MPO: Y							FFOS:	0	0	0	0	0
Fund Cat: Taking Care Of System	AC-State: 40,827 State: 4,536 Local: 0						Payments:	0	0	0	0	0	0
Sec Cat: Rehab And Reconst	Awd Date: Winter 20	Anticipated Fed Cat: NHFP											
TIP #:	Let With:	Future Cost: 0 Estimate Total: 46,653											
County: St. Charles	Corridor improvements from Harry S. Truman Boulevard and Cave Springs Boulevard to Fairgrounds Road. Potential Design-Build project.						Engineering:	600	1,800	2,480	0	0	0
Route: OR 70							R/W:	0	1,400	0	0	0	0
Job No.: 613337							Construction:	0	0	29,458	0	0	0
Length: 6.22	MPO: Y							FFOS:	0	0	0	0	0
Fund Cat: Flexible & Other	AC-State: 28,110 State: 7,028 Local: 0						Payments:	0	0	0	0	0	0
Sec Cat: System Expansion	Awd Date: 2021	Anticipated Fed Cat: STBG											
TIP #:	Let With:	Future Cost: 0 Estimate Total: 35,738											
County: St. Charles	Pavement resurfacing from Lake St. Louis Boulevard to Rte. K in O'Fallon.						Engineering:	55	200	207	0	0	0
Route: IS 70							R/W:	0	0	0	0	0	0
Job No.: 613356							Construction:	0	0	2,946	0	0	0
Length: 3.81	MPO: Y							FFOS:	0	0	0	0	0
Fund Cat: Taking Care Of System	Fed: 3,017 State: 336 Local: 0						Payments:	0	0	0	0	0	0
Sec Cat: Preventive Maint	Awd Date: Fall 20	Anticipated Fed Cat: NHPP											
TIP #:	Let With:	Future Cost: 0 Estimate Total: 3,408											

* Subject to the approval of the Transportation Improvement Program by the governing Metropolitan Planning Organization.

* Contingent upon the execution of the cost participation agreement.

TMA

Dollars in Thousands



2020-2024 Highway and Bridge Construction Schedule

Transportation Planning

P.O. Box 270
Jefferson City, MO 65102

Construction contingency applied to construction cost in the year the project is awarded.

Three percent project growth factor compounded annually is applied to right-of-way and construction costs in program years 2, 3, 4, and 5.

No inflation is applied to the Funding From Other Sources (FFOS) or Payments.

Engineering includes PE costs, CE costs and R/W incidentals.

Construction contingency applied to construction cost in the year the project is awarded. Three percent project growth factor compounded annually is applied to right-of-way and construction costs in program years 2, 3, 4, and 5. No inflation is applied to the Funding From Other Sources (FFOS) or Payments. Engineering includes PE costs, CE costs and R/W incidentals.												STATE FISCAL YEAR PROJECT BUDGETING					
												Prior Prog.	7/2019- 6/2020	7/2020- 6/2021	7/2021- 6/2022	7/2022- 6/2023	7/2023- 6/2024
County: St. Charles Route: IS 70 Job No.: 613485 Length: 0.86 MPO: Y Fund Cat: Safety (Statewide) Sec Cat: Safety Awd Date: 2022 Anticipated Fed Cat: Safety TIP #: Let With: Future Cost: 0 Estimate Total: 450	Safety improvements on S curve between Wentzville Parkway and Rte. Z (Church Street) interchanges at the railroad bridge. \$159,000 Open Container funds.					Engineering:	0	5	15	39	0	0					
						R/W:	0	0	0	0	0	0					
						Construction:	0	0	0	391	0	0					
						FFOS:	0	0	0	159	0	0					
						Payments:	0	0	0	0	0	0					
County: St. Charles Route: IS 70 Job No.: 613490 Length: 0.16 MPO: Y Fund Cat: Taking Care Of System Sec Cat: Rehab And Reconst Awd Date: 2023 Anticipated Fed Cat: NHPP TIP #: Let With: Future Cost: 0 Estimate Total: 7,641	Bridge rehabilitation at various bridges on I-70 and outer roads between Rte. K and Spencer Creek. Project involves bridges L0710, L0711, A0856, G0337, A5256, A5257, G0336 and L0481.					Engineering:	0	100	100	247	517	0					
						R/W:	0	0	0	0	0	0					
						Construction:	0	0	0	0	6,677	0					
						FFOS:	0	0	0	0	0	0					
						Payments:	0	0	0	0	0	0					
County: St. Charles Route: IS 70 Job No.: 613492 Length: 4.88 MPO: Y Fund Cat: Taking Care Of System Sec Cat: Thin Lift Overlay Awd Date: 2022 Anticipated Fed Cat: NHPP TIP #: Let With: Future Cost: 0 Estimate Total: 3,860	Pavement resurfacing from Warren County line to Wentzville Parkway.					Engineering:	0	200	46	254	0	0					
						R/W:	0	0	0	0	0	0					
						Construction:	0	0	0	3,360	0	0					
						FFOS:	0	0	0	0	0	0					
						Payments:	0	0	0	0	0	0					
County: St. Charles Route: IS 70 Job No.: 613494 Length: 0.56 MPO: Y Fund Cat: Taking Care Of System Sec Cat: Rehab And Reconst Awd Date: Fall 20 Anticipated Fed Cat: NHPP TIP #: Let With: Future Cost: 0 Estimate Total: 3,616	Bridge rehabilitation and guardrail upgrades at the I-70 and Rte. 370 interchange. Project involves bridges A5091, A5092, A5093, A5094, A5096 and A5097.					Engineering:	0	20	412	0	0	0					
						R/W:	0	0	0	0	0	0					
						Construction:	0	0	3,184	0	0	0					
						FFOS:	0	0	0	0	0	0					
						Payments:	0	0	0	0	0	0					
County: St. Charles Route: OR 70 Job No.: 6S3396 Length: 4.58 MPO: Y Fund Cat: Taking Care Of System Sec Cat: Preventive Maint Awd Date: Fall 19 Anticipated Fed Cat: STBG TIP #: Let With: Future Cost: 0 Estimate Total: 1,643	Pavement resurfacing and upgrade guardrail from Wentzville Parkway to Rte. T.					Engineering:	70	150	0	0	0	0					
						R/W:	0	0	0	0	0	0					
						Construction:	0	1,423	0	0	0	0					
						FFOS:	0	0	0	0	0	0					
						Payments:	0	0	0	0	0	0					

* Subject to the approval of the Transportation Improvement Program by the governing Metropolitan Planning Organization.



2020-2024 Highway and Bridge Construction Schedule

Transportation Planning

P.O. Box 270
Jefferson City, MO 65102

Construction contingency applied to construction cost in the year the project is awarded.

Three percent project growth factor compounded annually is applied to right-of-way and construction costs in program years 2, 3, 4, and 5.

No inflation is applied to the Funding From Other Sources (FFOS) or Payments.

Engineering includes PE costs, CE costs and R/W incidentals.

						STATE FISCAL YEAR PROJECT BUDGETING					
						Prior Prog.	7/2019-6/2020	7/2020-6/2021	7/2021-6/2022	7/2022-6/2023	7/2023-6/2024
County:	St. Charles	Add roundabout at Lake St. Louis and Veterans Memorial Parkway intersections of Veterans Memorial Parkway, I-70 westbound ramps and Lake St. Louis Boulevard.				Engineering:	125	130	238	0	0
Route:	OR 70					R/W:	0	50	0	0	0
Job No.:	6S3408	\$340,000 Cost Share, \$1,250,000 STBG and \$510,000 city of Lake St. Louis funds.				Construction:	0	0	1,751	0	0
Length:	0.83	MPO:	Y			FFOS:	0	50	1,700	0	0
Fund Cat:	Taking Care Of System	AC-State:	1,735	State:	274	Local:	160				
Sec Cat:	Systems Operations	Awd Date:	2021	Anticipated Fed Cat:	STBG	Payments:	0	0	0	0	0
TIP #:	Let With:	Future Cost:	0	Estimate Total:	2,294						
County:	St. Charles	Eliminating at-grade signal, add through lanes and construct new interchange at Rte. 94/364 and Muegge Road. \$4,975,000 Cost Share and \$10,658,540 city of St. Charles funds.				Engineering:	500	750	300	965	0
Route:	MO 94					R/W:	0	35	0	0	0
Job No.:	6P3418					Construction:	0	0	0	14,004	0
Length:	4.67	MPO:	Y			FFOS:	0	35	0	13,200	0
Fund Cat:	Flexible & Other	AC-State:	7,384	State:	410	Local:	8,260				
Sec Cat:	System Expansion	Awd Date:	2022	Anticipated Fed Cat:	NHPP	Payments:	0	0	0	0	0
TIP #:	Let With:	Future Cost:	0	Estimate Total:	16,554						
County:	St. Charles	Pavement resurfacing, signal upgrades and upgrade pedestrian facilities to comply with ADA Transition Plan from I-64 to Rte. 364.				Engineering:	20	50	30	155	0
Route:	MO 94					R/W:	0	0	0	0	0
Job No.:	6S3303					Construction:	0	0	0	1,580	0
Length:	3.79	MPO:	Y			FFOS:	0	0	0	0	0
Fund Cat:	Taking Care Of System	Fed:	1,452	State:	363	Local:	0				
Sec Cat:	Preventive Maint	Awd Date:	2022	Anticipated Fed Cat:	NHPP	Payments:	0	0	0	0	0
TIP #:	Let With:	Future Cost:	0	Estimate Total:	1,835						
County:	St. Charles	Bridge rehabilitation at six locations in St. Charles County. Project involves bridges A7189, A6679, A7871, A6678, A6680 and A7866.				Engineering:	10	50	50	94	0
Route:	MO 94					R/W:	0	0	0	0	0
Job No.:	6S3317					Construction:	0	0	0	1,293	0
Length:	0.19	MPO:	Y			FFOS:	0	0	0	0	0
Fund Cat:	Taking Care Of System	Fed:	1,189	State:	298	Local:	0				
Sec Cat:	Preventive Maint	Awd Date:	2022	Anticipated Fed Cat:	NHPP	Payments:	0	0	0	0	0
TIP #:	Let With:	Future Cost:	0	Estimate Total:	1,497						
County:	St. Charles	Pavement resurfacing and adding shoulders from Rte. 370 to Burlington Northern Santa Fe Railroad crossing in Orchard Farm. \$652,000 Open Container funds.				Engineering:	220	174	0	0	0
Route:	MO 94					R/W:	9	0	0	0	0
Job No.:	6S3328					Construction:	0	2,289	0	0	0
Length:	6.00	MPO:	Y			FFOS:	0	652	0	0	0
Fund Cat:	Taking Care Of System	AC-State:	1,970	State:	493	Local:	0				
Sec Cat:	Preventive Maint	Awd Date:	Winter 20	Anticipated Fed Cat:	STBG	Payments:	0	0	0	0	0
TIP #:	Let With:	Future Cost:	0	Estimate Total:	2,692						

* Subject to the approval of the Transportation Improvement Program by the governing Metropolitan Planning Organization.



2020-2024 Highway and Bridge Construction Schedule

Transportation Planning

P.O. Box 270
Jefferson City, MO 65102

Construction contingency applied to construction cost in the year the project is awarded.

Three percent project growth factor compounded annually is applied to right-of-way and construction costs in program years 2, 3, 4, and 5.

No inflation is applied to the Funding From Other Sources (FFOS) or Payments.

Engineering includes PE costs, CE costs and R/W incidentals.

						STATE FISCAL YEAR PROJECT BUDGETING					
						Prior Prog.	7/2019- 6/2020	7/2020- 6/2021	7/2021- 6/2022	7/2022- 6/2023	7/2023- 6/2024
County:	St. Charles	Bridge rehabilitation on Rte. 94 at Sehrt Creek, Rte. Z at Little Dardenne Creek, Rte. K at Schote Creek, Rte. K at Dardenne Creek and Rte. 370 at Cole Creek. Includes bridges A6476, A7372, A5064, A5065, A5116, and A5123. \$591,000 District Operations funds.				Engineering:	5	51	0	0	0
Route:	MO 94					R/W:	0	0	0	0	0
Job No.:	6S3431					Construction:	0	591	0	0	0
Length:	0.42	MPO:	Y			FFOS:	0	591	0	0	0
Fund Cat:	Taking Care Of System	Fed:	514	State:	128	Local:	0				
Sec Cat:	Rehab And Reconst	Awd Date:	Fall 19	Anticipated Fed Cat:	NHPP		Payments:	0	0	0	0
TIP #:	Let With:	Future Cost:	0	Estimate Total:	647						
County:	St. Charles	Pavement resurfacing and bridge rehabilitation from Rte. 61 to I-70. Project involves bridge A4235.				Engineering:	190	388	0	0	0
Route:	RT A					R/W:	0	0	0	0	0
Job No.:	6S3319					Construction:	0	3,494	0	0	0
Length:	3.37	MPO:	Y			FFOS:	0	0	0	0	0
Fund Cat:	Taking Care Of System	AC-State:	3,105	State:	777	Local:	0				
Sec Cat:	Preventive Maint	Awd Date:	Winter 20	Anticipated Fed Cat:	STBG		Payments:	0	0	0	0
TIP #:	Let With:	Future Cost:	0	Estimate Total:	4,072						
County:	St. Charles	Pavement resurfacing from the Mississippi River to Salt River Road.				Engineering:	20	10	47	0	0
Route:	RT C					R/W:	0	0	0	0	0
Job No.:	6S3318					Construction:	0	0	502	0	0
Length:	4.96	MPO:	Y			FFOS:	0	0	0	0	0
Fund Cat:	Taking Care Of System	AC-State:	447	State:	112	Local:	0				
Sec Cat:	Preventive Maint	Awd Date:	Fall 20	Anticipated Fed Cat:	STBG		Payments:	0	0	0	0
TIP #:	Let With:	Future Cost:	0	Estimate Total:	579						
County:	St. Charles	Pavement resurfacing from Rte. T south intersection near Femme Osage to Rte. Z in New Melle.				Engineering:	10	20	20	91	0
Route:	RT D					R/W:	0	0	0	0	0
Job No.:	6S3305					Construction:	0	0	0	939	0
Length:	7.92	MPO:	Y			FFOS:	0	0	0	0	0
Fund Cat:	Taking Care Of System	AC-State:	856	State:	214	Local:	0				
Sec Cat:	Preventive Maint	Awd Date:	2022	Anticipated Fed Cat:	STBG		Payments:	0	0	0	0
TIP #:	Let With:	Future Cost:	0	Estimate Total:	1,080						
County:	St. Charles	Pavement resurfacing and adding shoulders from Rte. D in New Melle to Rte. 94 near Defiance. \$2,324,000 Open Container funds.				Engineering:	305	734	0	0	0
Route:	RT F					R/W:	0	5	0	0	0
Job No.:	6S3300					Construction:	0	6,641	0	0	0
Length:	10.33	MPO:	Y			FFOS:	0	2,324	0	0	0
Fund Cat:	Taking Care Of System	Fed:	5,905	State:	1,475	Local:	0				
Sec Cat:	Preventive Maint	Awd Date:	Spring 20	Anticipated Fed Cat:	STBG		Payments:	0	0	0	0
TIP #:	Let With:	Future Cost:	0	Estimate Total:	7,685						

* Subject to the approval of the Transportation Improvement Program by the governing Metropolitan Planning Organization.



2020-2024 Highway and Bridge Construction Schedule

Transportation Planning

P.O. Box 270
Jefferson City, MO 65102

Construction contingency applied to construction cost in the year the project is awarded.

Three percent project growth factor compounded annually is applied to right-of-way and construction costs in program years 2, 3, 4, and 5.

No inflation is applied to the Funding From Other Sources (FFOS) or Payments.

Engineering includes PE costs, CE costs and R/W incidentals.

						STATE FISCAL YEAR PROJECT BUDGETING					
						Prior Prog.	7/2019- 6/2020	7/2020- 6/2021	7/2021- 6/2022	7/2022- 6/2023	7/2023- 6/2024
County:	St. Charles	Pavement resurfacing and guardrail upgrades from Rte. 61 in Flint Hill to Rte. M in O'Fallon.				Engineering:	10	224	0	0	0
Route:	RT P					R/W:	0	0	0	0	0
Job No.:	6S3306					Construction:	0	2,468	0	0	0
Length:	10.24	MPO:	Y			FFOS:	0	0	0	0	0
Fund Cat:	Taking Care Of System		Fed:	2,153	State:	539	Local:	0			
Sec Cat:	Preventive Maint	Awd Date:	Fall 19	Anticipated Fed Cat:	STBG		Payments:	0	0	0	0
TIP #:	Let With:	Future Cost:		0	Estimate Total:	2,702					
County:	St. Charles	Pavement resurfacing from I-70 to Rte. N.				Engineering:	0	20	20	20	89
Route:	RT Z					R/W:	0	0	0	0	0
Job No.:	6S3491					Construction:	0	0	0	0	1,021
Length:	2.46	MPO:	Y			FFOS:	0	0	0	0	0
Fund Cat:	Taking Care Of System		AC-State:	936	State:	234	Local:	0			
Sec Cat:	Low Type Resurfacing	Awd Date:	2023	Anticipated Fed Cat:	STBG		Payments:	0	0	0	0
TIP #:	Let With:	Future Cost:		0	Estimate Total:	1,170					
County:	St. Charles	Bridge rehabilitation at Bryan Road, Harry S Truman Boulevard and Zumbuhl Road. Project involves A3852, A4040 and A5045.				Engineering:	0	100	100	100	437
Route:	CST ZUMBEHL RD					R/W:	0	0	0	0	0
Job No.:	6S3488					Construction:	0	0	0	0	5,074
Length:	0.11	MPO:	Y			FFOS:	0	0	0	0	0
Fund Cat:	Taking Care Of System		AC-State:	4,648	State:	1,163	Local:	0			
Sec Cat:	Rehab And Reconst	Awd Date:	2023	Anticipated Fed Cat:	STBG		Payments:	0	0	0	0
TIP #:	Let With:	Future Cost:		0	Estimate Total:	5,811					
County:	St. Louis	Upgrade pedestrian facilities to comply with the ADA Transition Plan and pavement resurfacing from Rte. 61 to Big Bend Blvd, bridge replacement over Black Creek, signal replacement. Project involves bridges G0681, A4844. \$6,479,000 Statewide Transportation Alternative f				Engineering:	2,754	600	1,449	0	0
Route:	MO 100					R/W:	3,032	0	0	0	0
Job No.:	6S1718					Construction:	0	0	21,692	0	0
Length:	4.69	MPO:	Y			FFOS:	0	0	6,479	0	0
Fund Cat:	Taking Care Of System		Fed:	18,993	State:	4,748	Local:	0			
Sec Cat:	Rehab And Reconst	Awd Date:	Summer 20	Anticipated Fed Cat:	NHPP		Payments:	0	0	0	0
TIP #:	4412L-10	Let With:	6S1718C, 6S1718B	Future Cost:	0	Estimate Total:	29,527				
County:	St. Louis	Pedestrian and streetscape enhancements along Rte. 100 and pedestrian tunnel under Rte. 100 at Mary Drive from Bremerton Road to Black Creek. \$6,276,937 city of Brentwood and \$3,858,667 Cost Share funds.				Engineering:	2	328	370	0	0
Route:	MO 100					R/W:	0	2,368	0	0	0
Job No.:	6S1718B					Construction:	0	0	8,001	0	0
Length:	1.22	MPO:	Y			FFOS:	0	1,486	7,768	0	0
Fund Cat:	Flexible & Other		Fed:	4,177	State:	613	Local:	6,277			
Sec Cat:	Enhancements	Awd Date:	Summer 20	Anticipated Fed Cat:	NHPP		Payments:	0	0	0	0
TIP #:	Let With:	6S1718C, 6S1718		Future Cost:	0	Estimate Total:	11,069				

* Subject to the approval of the Transportation Improvement Program by the governing Metropolitan Planning Organization.



2020-2024 Highway and Bridge Construction Schedule

Transportation Planning

P.O. Box 270
Jefferson City, MO 65102

Construction contingency applied to construction cost in the year the project is awarded.

Three percent project growth factor compounded annually is applied to right-of-way and construction costs in program years 2, 3, 4, and 5.

No inflation is applied to the Funding From Other Sources (FFOS) or Payments.

Engineering includes PE costs, CE costs and R/W incidentals.

						STATE FISCAL YEAR PROJECT BUDGETING					
						Prior Prog.	7/2019- 6/2020	7/2020- 6/2021	7/2021- 6/2022	7/2022- 6/2023	7/2023- 6/2024
County:	St. Louis	Pedestrian and streetscape enhancements along Rte. 100 from Rte. 61/67 (Kirkwood Road) to west of Kenmore Drive. \$1,322,260 Kirkwood, \$822,675 Cost Share funds.				Engineering:	2	61	109	0	0
Route:	MO 100					R/W:	0	426	0	0	0
Job No.:	6S1718C					Construction:	0	0	1,771	0	0
Length:	4.69	MPO:	Y			FFOS:	0	381	1,765	0	0
Fund Cat:	Taking Care Of System	Fed:	925	State:	119	Local:	1,323				
Sec Cat:	Systems Operations	Awd Date:	Summer 20	Anticipated Fed Cat:	NHPP	Payments:	0	0	0	0	0
TIP #:	Let With: 6S1718B, 6S1718	Future Cost:	0	Estimate Total:	2,369						
County:	St. Louis	Pavement rehabilitation, signal reconstruction and upgrade pedestrian facilities to comply with ADA Transition Plan from I-270 to Rte. 61/67 (Kirkwood). \$963,000 Statewide Transportation Alternatives funds.				Engineering:	450	540	831	0	0
Route:	MO 100					R/W:	0	1,725	0	0	0
Job No.:	6S3259					Construction:	0	0	6,893	0	0
Length:	2.41	MPO:	Y			FFOS:	0	0	963	0	0
Fund Cat:	Taking Care Of System	Fed:	7,991	State:	1,998	Local:	0				
Sec Cat:	Preventive Maint	Awd Date:	2021	Anticipated Fed Cat:	NHPP	Payments:	0	0	0	0	0
TIP #:	Let With:	Future Cost:	0	Estimate Total:	10,439						
County:	St. Louis	Bridge rehabilitation at Metrolink crossing in Normandy. Project involves bridge A6736.				Engineering:	40	8	0	0	0
Route:	MO 115					R/W:	0	0	0	0	0
Job No.:	6S3327					Construction:	0	107	0	0	0
Length:	0.02	MPO:	Y			FFOS:	0	0	0	0	0
Fund Cat:	Taking Care Of System	Fed:	93	State:	22	Local:	0				
Sec Cat:	Preventive Maint	Awd Date:	Fall 19	Anticipated Fed Cat:	NHPP	Payments:	0	0	0	0	0
TIP #:	Let With:	Future Cost:	0	Estimate Total:	155						
County:	St. Louis	Pavement, signal, drainage and ADA Transition Plan improvements from Rte. U to St. Louis City limits.				Engineering:	10	200	200	298	0
Route:	MO 115					R/W:	0	0	252	0	0
Job No.:	6S3416					Construction:	0	0	0	3,802	0
Length:	1.29	MPO:	Y			FFOS:	0	0	0	0	0
Fund Cat:	Taking Care Of System	Fed:	3,802	State:	950	Local:	0				
Sec Cat:	Routine Maintenance	Awd Date:	2022	Anticipated Fed Cat:	NHPP	Payments:	0	0	0	0	0
TIP #:	Let With:	Future Cost:	0	Estimate Total:	4,762						
County:	St. Louis	Bridge replacement over flood control lake in Earth City. Project involves bridges A8123 and A8124.				Engineering:	21	50	100	50	78
Route:	MO 141					R/W:	0	0	0	0	0
Job No.:	6P3062B					Construction:	0	0	0	0	1,088
Length:	0.12	MPO:	Y			FFOS:	0	0	0	0	0
Fund Cat:	Taking Care Of System	Fed:	1,092	State:	274	Local:	0				
Sec Cat:	Preventive Maint	Awd Date:	2023	Anticipated Fed Cat:	NHPP	Payments:	0	0	0	0	0
TIP #:	Let With:	Future Cost:	0	Estimate Total:	1,387						

* Subject to the approval of the Transportation Improvement Program by the governing Metropolitan Planning Organization.

Jun-13-2019

Section 4 - 15

District St. Louis

TMA

Dollars in Thousands



2020-2024 Highway and Bridge Construction Schedule

Transportation Planning

P.O. Box 270
Jefferson City, MO 65102

Construction contingency applied to construction cost in the year the project is awarded.

Three percent project growth factor compounded annually is applied to right-of-way and construction costs in program years 2, 3, 4, and 5.

No inflation is applied to the Funding From Other Sources (FFOS) or Payments.

Engineering includes PE costs, CE costs and R/W incidentals.

						STATE FISCAL YEAR PROJECT BUDGETING					
						Prior Prog.	7/2019- 6/2020	7/2020- 6/2021	7/2021- 6/2022	7/2022- 6/2023	7/2023- 6/2024
County:	St. Louis	Add turn lanes northbound at Rte. 364 interchange in Maryland Heights. \$1,060,750				Engineering:	111	251	0	0	0
Route:	MO 141	Congestion Mitigation and Air Quality Improvement Program funds.				R/W:	0	0	0	0	0
Job No.:	6P3188B					Construction:	0	1,392	0	0	0
Length:	1.08	MPO:	Y			FFOS:	0	1,061	0	0	0
Fund Cat:	Flexible & Other	Fed:	1,315	State:	328	Local:	0				
Sec Cat:	System Expansion	Awd Date:	Spring 20	Anticipated Fed Cat:	C.M.A.Q.	Payments:	0	0	0	0	0
TIP #:	Let With: 6P3188C	Future Cost:	0	Estimate Total:	1,754						
County:	St. Louis	Widen interchange ramps, add turn lanes, and modify signals at Rte. 364 and on Rte. 364				Engineering:	224	258	0	0	0
Route:	MO 141	at Rte. 141 in Maryland Heights. \$2,240,358 Congestion Mitigation and Air Quality				R/W:	0	0	0	0	0
Job No.:	6P3188C	Improvement Program funds.				Construction:	0	2,940	0	0	0
Length:	2.49	MPO:	Y			FFOS:	0	2,240	0	0	0
Fund Cat:	Flexible & Other	Fed:	2,559	State:	639	Local:	0				
Sec Cat:	System Expansion	Awd Date:	Spring 20	Anticipated Fed Cat:	C.M.A.Q.	Payments:	0	0	0	0	0
TIP #:	Let With: 6P3188B	Future Cost:	0	Estimate Total:	3,422						
County:	St. Louis	Acquire access easement for St. Louis City Water north of Clayton Road.				Engineering:	67	5	0	0	0
Route:	IS 170					R/W:	0	30	0	0	0
Job No.:	6I2339					Construction:	0	0	0	0	0
Length:	0.01	MPO:	Y			FFOS:	0	0	0	0	0
Fund Cat:	Flexible & Other	Fed:	28	State:	7	Local:	0				
Sec Cat:	Rehab And Reconst	Awd Date:	Future	Anticipated Fed Cat:	STBG	Payments:	0	0	0	0	0
TIP #:	5309-11	Let With:		Future Cost:	1 - 300	Estimate Total:	102				
County:	St. Louis	Pavement resurfacing and upgrade pedestrian facilities to comply with ADA Transition				Engineering:	1,312	630	1,581	0	0
Route:	MO 180	Plan from Pennridge Drive to I-170.				R/W:	0	1,950	0	0	0
Job No.:	6S3048					Construction:	0	0	15,048	0	0
Length:	6.34	MPO:	Y			FFOS:	0	0	0	0	0
Fund Cat:	Taking Care Of System	Fed:	15,367	State:	3,842	Local:	0				
Sec Cat:	Thin Lift Overlay	Awd Date:	Fall 20	Anticipated Fed Cat:	NHPP	Payments:	0	0	0	0	0
TIP #:	Let With:	Future Cost:	0	Estimate Total:	20,521						
County:	St. Louis	Pavement resurfacing, replace signals and upgrade pedestrian facilities to comply with				Engineering:	1,214	1,347	0	0	0
Route:	MO 180	ADA Transition Plan from I-170 to St. Louis City limits; road reconfiguration from				R/W:	755	0	0	0	0
Job No.:	6S3049	Normandy to St. Louis City. \$4,000,000 Statewide Transportation Alternatives funds.				Construction:	0	14,063	0	0	0
Length:	3.64	MPO:	Y			FFOS:	0	4,000	0	0	0
Fund Cat:	Taking Care Of System	Fed:	12,328	State:	3,082	Local:	0				
Sec Cat:	Rehab And Reconst	Awd Date:	Spring 20	Anticipated Fed Cat:	NHPP	Payments:	0	0	0	0	0
TIP #:	Let With:	Future Cost:	0	Estimate Total:	17,379						

* Subject to the approval of the Transportation Improvement Program by the governing Metropolitan Planning Organization.



2020-2024 Highway and Bridge Construction Schedule

Transportation Planning

P.O. Box 270
Jefferson City, MO 65102

Construction contingency applied to construction cost in the year the project is awarded.

Three percent project growth factor compounded annually is applied to right-of-way and construction costs in program years 2, 3, 4, and 5.

No inflation is applied to the Funding From Other Sources (FFOS) or Payments.

Engineering includes PE costs, CE costs and R/W incidentals.

Construction contingency applied to construction cost in the year the project is awarded. Three percent project growth factor compounded annually is applied to right-of-way and construction costs in program years 2, 3, 4, and 5. No inflation is applied to the Funding From Other Sources (FFOS) or Payments. Engineering includes PE costs, CE costs and R/W incidentals.										STATE FISCAL YEAR PROJECT BUDGETING							
										Prior Prog.	7/2019- 6/2020	7/2020- 6/2021	7/2021- 6/2022	7/2022- 6/2023	7/2023- 6/2024		
County: St. Louis	Bridge replacement and add sidewalk on St. Charles Rock Road at I-70. Project involves									Engineering:	200	10	100	250	250	448	
Route: MO 180	bridge L0887.									R/W:	0	0	0	27	0	0	
Job No.: 6S3311										Construction:	0	0	0	0	0	6,934	
Length: 0.05	MPO: Y										FFOS:	0	0	0	0	0	0
Fund Cat: Taking Care Of System	Fed: 6,415 State: 1,604 Local: 0									Payments:	0	0	0	0	0	0	
Sec Cat: Preventive Maint	Awd Date: 2024	Anticipated Fed Cat: NHPP															
TIP #:	Let With:	Future Cost: 0 Estimate Total: 8,219															
County: St. Louis	Pavement resurfacing from Franru Lane to St. Louis City limits.									Engineering:	90	149	0	0	0	0	
Route: MO 231										R/W:	0	0	0	0	0	0	
Job No.: 6S3275										Construction:	0	937	0	0	0	0	
Length: 2.86	MPO: Y	AC-State: 869 State: 217 Local: 0									FFOS:	0	0	0	0	0	0
Fund Cat: Taking Care Of System	Anticipated Fed Cat: STBG									Payments:	0	0	0	0	0	0	
Sec Cat: Preventive Maint	Awd Date: Spring 20	Future Cost: 0 Estimate Total: 1,176															
TIP #:	Let With:																
County: St. Louis	Bridge rehabilitation at the Mississippi River (Jefferson Barracks Bridge). Project									Engineering:	1,500	1,946	1,946	3,410	0	0	
Route: IS 255	involves bridges A1850 and A4936. \$17,754,000 IDOT funds.									R/W:	0	0	0	0	0	0	
Job No.: 6I3413										Construction:	0	0	0	37,671	0	0	
Length: 0.33	MPO: Y	Fed: 25,759 State: 1,460 Local: 17,754									FFOS:	0	0	0	17,754	0	0
Fund Cat: Statewide Interstate And Major Bridge	Anticipated Fed Cat: NHPP									Payments:	0	0	0	0	0	0	
Sec Cat: Rehab And Reconst	Awd Date: 2022	Future Cost: 0 Estimate Total: 46,473															
TIP #:	Let With:																
County: St. Louis	Bridge rehabilitation at Koch Road. Project involves eastbound and westbound bridge									Engineering:	0	130	130	309	0	0	
Route: IS 255	A2590.									R/W:	0	0	0	0	0	0	
Job No.: 6I3500										Construction:	0	0	0	3,805	0	0	
Length: 0.43	MPO: Y	Fed: 3,499 State: 875 Local: 0									FFOS:	0	0	0	0	0	0
Fund Cat: Taking Care Of System	Anticipated Fed Cat: NHPP									Payments:	0	0	0	0	0	0	
Sec Cat: Rehab And Reconst	Awd Date: 2022	Future Cost: 0 Estimate Total: 4,374															
TIP #:	Let With:																
County: St. Louis	Bridge replacement, bridge rehabilitation and pavement repair over Conway Road and									Engineering:	742	900	756	1,463	0	0	
Route: IS 270	New Ballas Road and bridge rehabilitation for I-270 mainline and ramp and Rte. AB									R/W:	0	0	103	0	0	0	
Job No.: 6I2090	(Ladue Road). Project involves bridges A1051, A1052, A4654, A4657, A4580 and A4581.									Construction:	0	0	0	15,165	0	0	
Length: 0.39	MPO: Y	Fed: 14,710 State: 3,677 Local: 0									FFOS:	0	0	0	0	0	0
Fund Cat: Taking Care Of System	Anticipated Fed Cat: NHPP									Payments:	0	0	0	0	0	0	
Sec Cat: Rehab And Reconst	Awd Date: 2022	Future Cost: 0 Estimate Total: 19,129															
TIP #: 4414H-12	Let With:																

* Subject to the approval of the Transportation Improvement Program by the governing Metropolitan Planning Organization.

Jun-13-2019

Section 4 - 17

District St. Louis

TMA

Dollars in Thousands



2020-2024 Highway and Bridge Construction Schedule

Transportation Planning

P.O. Box 270
Jefferson City, MO 65102

Construction contingency applied to construction cost in the year the project is awarded.

Three percent project growth factor compounded annually is applied to right-of-way and construction costs in program years 2, 3, 4, and 5.

No inflation is applied to the Funding From Other Sources (FFOS) or Payments.

Engineering includes PE costs, CE costs and R/W incidentals.

						STATE FISCAL YEAR PROJECT BUDGETING					
						Prior Prog.	7/2019- 6/2020	7/2020- 6/2021	7/2021- 6/2022	7/2022- 6/2023	7/2023- 6/2024
County:	St. Louis	Pavement, bridge and upgrade pedestrian facilities to comply with ADA Transition Plan on the I-270 North Corridor on disconnected sections in North County. Design-Build project.				Engineering:	5,172	20,263	100	0	0
Route:	IS 270					R/W:	40	2,960	0	0	0
Job No.:	613020B					Construction:	0	185,000	66,950	0	0
Length:	15.52	MPO:	Y			FFOS:	0	0	0	0	0
Fund Cat:	Flexible & Other			Fed:	247,746	State:	27,527	Local:	0		
Sec Cat:	Rehab And Reconst	Awd Date:	Fall 19	Anticipated Fed Cat:	NHPP		Payments:	0	0	0	0
TIP #:	Let With:			Future Cost:	0	Estimate Total:	280,485				
County:	St. Louis	Modify interchange configuration at Riverview Boulevard in St. Louis City. Project involves bridges A1024 and A1025.				Engineering:	920	700	5	5	915
Route:	IS 270					R/W:	500	0	0	0	0
Job No.:	613020C					Construction:	0	0	0	0	14,490
Length:	0.64	MPO:	Y			FFOS:	0	0	0	0	0
Fund Cat:	Flexible & Other			Fed:	14,502	State:	1,613	Local:	0		
Sec Cat:	System Expansion	Awd Date:	2023	Anticipated Fed Cat:	NHPP		Payments:	0	0	0	0
TIP #:	Let With:			Future Cost:	0	Estimate Total:	17,535				
County:	St. Louis	Pavement resurfacing and upgrade guardrail from north of Rte. D (Page Avenue) to I-70.				Engineering:	820	721	0	0	0
Route:	IS 270					R/W:	0	0	0	0	0
Job No.:	613263					Construction:	0	7,589	0	0	0
Length:	3.22	MPO:	Y			FFOS:	0	0	0	0	0
Fund Cat:	Taking Care Of System			Fed:	7,479	State:	831	Local:	0		
Sec Cat:	Preventive Maint	Awd Date:	Winter 20	Anticipated Fed Cat:	NHPP		Payments:	0	0	0	0
TIP #:	Let With:			Future Cost:	0	Estimate Total:	9,130				
County:	St. Louis	Adding signing and striping for wrong way counter-measures at various ramp locations throughout the St. Louis District. \$750,000 Open Container funds.				Engineering:	0	0	24	66	0
Route:	IS 270					R/W:	0	0	0	0	0
Job No.:	613471					Construction:	0	0	0	796	0
Length:	38.78	MPO:	Y			FFOS:	0	0	0	750	0
Fund Cat:	Safety			Fed:	797	State:	89	Local:	0		
Sec Cat:	Urban Safety	Awd Date:	2022	Anticipated Fed Cat:	Safety		Payments:	0	0	0	0
TIP #:	Let With:			Future Cost:	0	Estimate Total:	886				
County:	St. Louis	Emergency response operations for I-270 reconstruction. Coverage from I-70 to Rte. H, Rte. 67 from I-270 to Illinois, Rte. 367 from Rte. 67 to I-270, Rte. AC from Rte. 67 to I-270. \$154,400 Congestion Mitigation and Air Quality Improvement Program funds.				Engineering:	1	1	0	0	0
Route:	IS 270					R/W:	0	0	0	0	0
Job No.:	6Q3354					Construction:	0	0	0	0	0
Length:	35.97	MPO:	Y			FFOS:	0	154	0	0	0
Fund Cat:	Flexible & Other			Fed:	155	State:	39	Local:	0		
Sec Cat:	Systems Operations	Awd Date:	N/A	Anticipated Fed Cat:	C.M.A.Q.		Payments:	0	193	0	0
TIP #:	Let With:			Future Cost:	0	Estimate Total:	195				

* Subject to the approval of the Transportation Improvement Program by the governing Metropolitan Planning Organization.

Jun-13-2019

Section 4 - 18

District St. Louis

TMA

Dollars in Thousands



2020-2024 Highway and Bridge Construction Schedule

Transportation Planning

P.O. Box 270
Jefferson City, MO 65102

Construction contingency applied to construction cost in the year the project is awarded.

Three percent project growth factor compounded annually is applied to right-of-way and construction costs in program years 2, 3, 4, and 5.

No inflation is applied to the Funding From Other Sources (FFOS) or Payments.

Engineering includes PE costs, CE costs and R/W incidentals.

						STATE FISCAL YEAR PROJECT BUDGETING					
						Prior Prog.	7/2019- 6/2020	7/2020- 6/2021	7/2021- 6/2022	7/2022- 6/2023	7/2023- 6/2024
County:	St. Louis	Emergency response operations for I-270 reconstruction. Coverage from I-70 to Rte. H, Rte. 67 from I-270 to Illinois, Rte. 367 from Rte. 67 to I-270, Rte. AC from Rte. 67 to I-270. \$208,864 Congestion Mitigation and Air Quality Improvement Program funds.				Engineering:	1	1	0	0	0
Route:	IS 270					R/W:	0	0	0	0	0
Job No.:	6Q3354B					Construction:	0	0	0	0	0
Length:	35.97	MPO:	Y			FFOS:	0	209	0	0	0
Fund Cat:	Flexible & Other	Fed:	210	State:	52	Local:	0				
Sec Cat:	Systems Operations	Awd Date:	N/A	Anticipated Fed Cat:	C.M.A.Q.	Payments:	0	261	0	0	0
TIP #:	Let With:	Future Cost:	0	Estimate Total:	263						
County:	St. Louis	Emergency response operations for I-270 reconstruction. Coverage from I-70 to Rte. H, Rte. 67 from I-270 to Illinois, Rte. 367 from Rte. 67 to I-270, Rte. AC from Rte. 67 to I-270. \$208,864 Congestion Mitigation and Air Quality Improvement Program funds.				Engineering:	0	1	1	0	0
Route:	IS 270					R/W:	0	0	0	0	0
Job No.:	6Q3354C					Construction:	0	0	0	0	0
Length:	35.97	MPO:	Y			FFOS:	0	0	209	0	0
Fund Cat:	Flexible & Other	Fed:	211	State:	52	Local:	0				
Sec Cat:	Systems Operations	Awd Date:	N/A	Anticipated Fed Cat:	C.M.A.Q.	Payments:	0	0	261	0	0
TIP #:	Let With:	Future Cost:	0	Estimate Total:	263						
County:	St. Louis	Replace signals and lighting and upgrade pedestrian facilities to comply with ADA Transition Plan on Gravois Road at Sappington Road, Rte. P (Mackenzie Rd.), Seibert Avenue and Weber Road. \$77,000 Statewide Transportation Alternatives funds.				Engineering:	135	99	0	0	0
Route:	MO 30					R/W:	0	453	0	0	0
Job No.:	6S3233					Construction:	0	1,245	0	0	0
Length:	0.11	MPO:	Y			FFOS:	0	77	0	0	0
Fund Cat:	Taking Care Of System	Fed:	1,437	State:	360	Local:	0				
Sec Cat:	Systems Operations	Awd Date:	Spring 20	Anticipated Fed Cat:	NHPP	Payments:	0	0	0	0	0
TIP #:	Let With:	Future Cost:	0	Estimate Total:	1,932						
County:	St. Louis	Pavement resurfacing, signal reconstruction and upgrade pedestrian facilities to comply with ADA Transition Plan from Lea Oak Drive to I-270. \$1,457,000 Statewide Transportation Alternatives funds.				Engineering:	300	772	1,166	0	0
Route:	MO 340					R/W:	0	2,520	0	0	0
Job No.:	6S3255					Construction:	0	0	12,278	0	0
Length:	7.64	MPO:	Y			FFOS:	0	0	1,457	0	0
Fund Cat:	Taking Care Of System	Fed:	13,389	State:	3,347	Local:	0				
Sec Cat:	Preventive Maint	Awd Date:	Summer 20	Anticipated Fed Cat:	NHPP	Payments:	0	0	0	0	0
TIP #:	Let With:	Future Cost:	0	Estimate Total:	17,036						
County:	St. Louis	Widen left turn lanes from North Spoede Road to Old Olive Street. \$792,000 Congestion Mitigation and Air Quality Improvement Program funds.				Engineering:	30	60	64	0	0
Route:	MO 340					R/W:	0	15	0	0	0
Job No.:	6S3430					Construction:	0	0	939	0	0
Length:	0.17	MPO:	Y			FFOS:	0	12	780	0	0
Fund Cat:	Taking Care Of System	Fed:	862	State:	216	Local:	0				
Sec Cat:	Systems Operations	Awd Date:	2021	Anticipated Fed Cat:	C.M.A.Q.	Payments:	0	0	0	0	0
TIP #:	Let With:	Future Cost:	0	Estimate Total:	1,108						

* Subject to the approval of the Transportation Improvement Program by the governing Metropolitan Planning Organization.



2020-2024 Highway and Bridge Construction Schedule

Transportation Planning

P.O. Box 270
Jefferson City, MO 65102

Construction contingency applied to construction cost in the year the project is awarded.

Three percent project growth factor compounded annually is applied to right-of-way and construction costs in program years 2, 3, 4, and 5.

No inflation is applied to the Funding From Other Sources (FFOS) or Payments.

Engineering includes PE costs, CE costs and R/W incidentals.

						STATE FISCAL YEAR PROJECT BUDGETING					
						Prior Prog.	7/2019- 6/2020	7/2020- 6/2021	7/2021- 6/2022	7/2022- 6/2023	7/2023- 6/2024
County:	St. Louis	Pavement resurfacing from Bennington Place to Schuetz Road.				Engineering:	20	130	0	0	0
Route:	MO 364					R/W:	0	0	0	0	0
Job No.:	6P3422					Construction:	0	952	0	0	0
Length:	2.02	MPO:	Y			FFOS:	0	0	0	0	0
Fund Cat:	Taking Care Of System	Fed:	866	State:	216	Local:	0				
Sec Cat:	Thin Lift Overlay	Awd Date:	Winter 20	Anticipated Fed Cat:		NHPP	Payments:	0	0	0	0
TIP #:	Let With: 6S3406	Future Cost:		0	Estimate Total:	1,102					
County:	St. Louis	Bridge deck sealing at nine locations from Rte. 67 to Maline Creek. Project involves				Engineering:	400	200	1	268	0
Route:	MO 367	bridges A4536, A6637, A6751, A6913, A6916, A6917, A6919, A7087 and A7088.				R/W:	0	0	0	0	0
Job No.:	6P3308					Construction:	0	0	0	4,127	0
Length:	0.41	MPO:	Y			FFOS:	0	0	0	0	0
Fund Cat:	Taking Care Of System	Fed:	3,678	State:	918	Local:	0				
Sec Cat:	Preventive Maint	Awd Date:	2022	Anticipated Fed Cat:		NHPP	Payments:	0	0	0	0
TIP #:	Let With:	Future Cost:		0	Estimate Total:	4,996					
County:	St. Louis	Pavement resurfacing from I-270 to Halls Ferry Circle.				Engineering:	0	10	75	237	0
Route:	MO 367					R/W:	0	0	0	0	0
Job No.:	6S3437					Construction:	0	0	0	2,488	0
Length:	3.26	MPO:	Y			FFOS:	0	0	0	0	0
Fund Cat:	Taking Care Of System	Fed:	2,248	State:	562	Local:	0				
Sec Cat:	Thin Lift Overlay	Awd Date:	2022	Anticipated Fed Cat:		NHPP	Payments:	0	0	0	0
TIP #:	Let With:	Future Cost:		0	Estimate Total:	2,810					
County:	St. Louis	Pavement resurfacing from I-270 to Missouri River.				Engineering:	200	274	0	0	0
Route:	MO 370					R/W:	0	0	0	0	0
Job No.:	6P3325					Construction:	0	2,542	0	0	0
Length:	3.70	MPO:	Y			FFOS:	0	0	0	0	0
Fund Cat:	Taking Care Of System	Fed:	2,253	State:	563	Local:	0				
Sec Cat:	Preventive Maint	Awd Date:	Winter 20	Anticipated Fed Cat:		NHPP	Payments:	0	0	0	0
TIP #:	Let With:	Future Cost:		0	Estimate Total:	3,016					
County:	St. Louis	Bridge rehabilitation on I-44 over BNSF and Union Pacific railroads and Allenton Road,				Engineering:	94	136	0	0	0
Route:	IS 44	and bridges on Loop 44 over Fox Creek and Rte. 109 over First Street. Project involves				R/W:	0	0	0	0	0
Job No.:	6I3252	bridges A4012, A4010, A6240, A6241, A5805 and A4286.				Construction:	0	1,466	0	0	0
Length:	0.30	MPO:	Y			FFOS:	0	0	0	0	0
Fund Cat:	Taking Care Of System	Fed:	1,441	State:	161	Local:	0				
Sec Cat:	Preventive Maint	Awd Date:	Spring 20	Anticipated Fed Cat:		NHPP	Payments:	0	0	0	0
TIP #:	Let With: 6I3243	Future Cost:		0	Estimate Total:	1,696					

* Subject to the approval of the Transportation Improvement Program by the governing Metropolitan Planning Organization.

Jun-13-2019

Section 4 - 20

District St. Louis

TMA

Dollars in Thousands



2020-2024 Highway and Bridge Construction Schedule

Transportation Planning

P.O. Box 270
Jefferson City, MO 65102

Construction contingency applied to construction cost in the year the project is awarded.

Three percent project growth factor compounded annually is applied to right-of-way and construction costs in program years 2, 3, 4, and 5.

No inflation is applied to the Funding From Other Sources (FFOS) or Payments.

Engineering includes PE costs, CE costs and R/W incidentals.

Construction contingency applied to construction cost in the year the project is awarded. Three percent project growth factor compounded annually is applied to right-of-way and construction costs in program years 2, 3, 4, and 5. No inflation is applied to the Funding From Other Sources (FFOS) or Payments. Engineering includes PE costs, CE costs and R/W incidentals.							STATE FISCAL YEAR PROJECT BUDGETING					
							Prior Prog.	7/2019- 6/2020	7/2020- 6/2021	7/2021- 6/2022	7/2022- 6/2023	7/2023- 6/2024
County: St. Louis	Bridge rehabilitation over Meramec River between Lewis Road and Birch Road. Project involves bridges A1796 and L0611.					Engineering:	0	400	309	559	0	0
Route: IS 44						R/W:	0	0	0	0	0	0
Job No.: 613489						Construction:	0	0	0	8,356	0	0
Length: 0.26	MPO: Y					FFOS:	0	0	0	0	0	0
Fund Cat: Statewide Interstate And Major Bridge					Fed: 7,699	State: 1,925	Local: 0					
Sec Cat: Rehab And Reconst	Awd Date: 2022	Anticipated Fed Cat: NHPP				Payments:	0	0	0	0	0	0
TIP #:	Let With:	Future Cost: 0				Estimate Total: 9,624						
County: St. Louis	Pavement resurfacing from Neosho Street to east of Allenton.					Engineering:	124	144	0	0	0	0
Route: LP 44						R/W:	0	0	0	0	0	0
Job No.: 6S3276						Construction:	0	1,949	0	0	0	0
Length: 4.16	MPO: Y					FFOS:	0	0	0	0	0	0
Fund Cat: Taking Care Of System					AC-State: 1,674	State: 419	Local: 0					
Sec Cat: Preventive Maint	Awd Date: Summer 19	Anticipated Fed Cat: STBG				Payments:	0	0	0	0	0	0
TIP #:	Let With:	Future Cost: 0				Estimate Total: 2,217						
County: St. Louis	Pavement resurfacing and upgrade pedestrian facilities to comply with ADA Transition Plan on disconnected section on the north and south outer roads between Antire Road and Yarnell Road.					Engineering:	0	175	125	328	0	0
Route: OR 44						R/W:	0	0	0	0	0	0
Job No.: 6S3476						Construction:	0	0	0	4,330	0	0
Length: 7.86	MPO: Y					FFOS:	0	0	0	0	0	0
Fund Cat: Taking Care Of System					AC-State: 3,966	State: 992	Local: 0					
Sec Cat: Rehab And Reconst	Awd Date: 2022	Anticipated Fed Cat: NHPP				Payments:	0	0	0	0	0	0
TIP #:	Let With:	Future Cost: 0				Estimate Total: 4,958						
County: St. Louis	Bridge rehabilitation north of Lindbergh Boulevard to Loughborough Avenue. Project involves bridges A0607, A0591, A0532, A1057, A1075, A1076 and A1276.					Engineering:	640	700	700	1,274	0	0
Route: IS 55						R/W:	0	0	0	0	0	0
Job No.: 6I3187						Construction:	0	0	0	18,163	0	0
Length: 4.51	MPO: Y					FFOS:	0	0	0	0	0	0
Fund Cat: Taking Care Of System					AC-State: 16,669	State: 4,168	Local: 0					
Sec Cat: Routine Maintenance	Awd Date: 2022	Anticipated Fed Cat: STBG				Payments:	0	0	0	0	0	0
TIP #:	Let With:	Future Cost: 0				Estimate Total: 21,477						
County: St. Louis	Pavement preservation treatment and upgrade guardrail from Rte. 67 to Rte. 141.					Engineering:	110	250	0	0	0	0
Route: IS 55						R/W:	0	0	0	0	0	0
Job No.: 6I3341						Construction:	0	2,625	0	0	0	0
Length: 5.51	MPO: Y					FFOS:	0	0	0	0	0	0
Fund Cat: Taking Care Of System					Fed: 2,587	State: 288	Local: 0					
Sec Cat: Preventive Maint	Awd Date: Winter 20	Anticipated Fed Cat: NHPP				Payments:	0	0	0	0	0	0
TIP #:	Let With:	Future Cost: 0				Estimate Total: 2,985						

* Subject to the approval of the Transportation Improvement Program by the governing Metropolitan Planning Organization.

Jun-13-2019

Section 4 - 21

District St. Louis

TMA

Dollars in Thousands



2020-2024 Highway and Bridge Construction Schedule

Transportation Planning

P.O. Box 270
Jefferson City, MO 65102

Construction contingency applied to construction cost in the year the project is awarded.

Three percent project growth factor compounded annually is applied to right-of-way and construction costs in program years 2, 3, 4, and 5.

No inflation is applied to the Funding From Other Sources (FFOS) or Payments.

Engineering includes PE costs, CE costs and R/W incidentals.

Construction contingency applied to construction cost in the year the project is awarded. Three percent project growth factor compounded annually is applied to right-of-way and construction costs in program years 2, 3, 4, and 5. No inflation is applied to the Funding From Other Sources (FFOS) or Payments. Engineering includes PE costs, CE costs and R/W incidentals.							STATE FISCAL YEAR PROJECT BUDGETING					
							Prior Prog.	7/2019- 6/2020	7/2020- 6/2021	7/2021- 6/2022	7/2022- 6/2023	7/2023- 6/2024
County: St. Louis Route: US 61 Job No.: 6S3281 Length: 7.25 MPO: Y Fund Cat: Taking Care Of System Sec Cat: Preventive Maint TIP #: Awd Date: 2022 Let With: Anticipated Fed Cat: NHPP Future Cost: 0 Estimate Total: 16,123	Pavement resurfacing, signal reconstruction and upgrade pedestrian facilities to comply with ADA Transition Plan from north of Big Bend Boulevard to Barracksview Road.		Engineering: 420 R/W: 0 Construction: 0 FFOS: 0 Payments: 0	275 0 0 0 0	381 356 0 0 0	1,098 0 13,593 0 0	0 0 0 0 0					
County: St. Louis Route: IS 64 Job No.: 610978Z Length: 9.02 MPO: Y Fund Cat: Flexible & Other Sec Cat: System Expansion TIP #: 2606D-11 Let With: Anticipated Fed Cat: State Future Cost: 10,001 - 15,000 Estimate Total: 178,116	Payback for project 610978 from west of Spoede Road to west of Sarah Street. Total cost of \$189,800 with payments from 2011 to 2025.		Engineering: 0 R/W: 0 Construction: 0 FFOS: 0 Payments: 119,686	0 0 0 0 11,686	0 0 0 0 11,686	0 0 0 0 11,686	0 0 0 0 11,686					
County: St. Louis Route: IS 64 Job No.: 613277 Length: 3.50 MPO: Y Fund Cat: Taking Care Of System Sec Cat: Preventive Maint TIP #: Awd Date: Summer 19 Let With: Anticipated Fed Cat: NHPP Future Cost: 0 Estimate Total: 1,649	Pavement resurfacing from east of New Ballas Road to west of Spoede and various highway ramps at the I-64 and I-270 interchange.		Engineering: 125 R/W: 0 Construction: 0 FFOS: 0 Payments: 0	99 0 1,425 0 0	0 0 0 0 0	0 0 0 0 0	0 0 0 0 0					
County: St. Louis Route: US 67 Job No.: 6S3280 Length: 7.03 MPO: Y Fund Cat: Taking Care Of System Sec Cat: Preventive Maint TIP #: Awd Date: 2023 Let With: Anticipated Fed Cat: NHPP Future Cost: 0 Estimate Total: 12,301	Pavement resurfacing, bridge replacement and upgrade pedestrian facilities to comply with ADA Transition Plan from Rte. D (Page Avenue) to Swan Drive. Project involves bridge H0989.		Engineering: 270 R/W: 0 Construction: 0 FFOS: 0 Payments: 0	100 0 0 0 0	200 0 0 0 0	176 413 0 0 0	730 0 10,412 0 0					
County: St. Louis Route: IS 70 Job No.: 613338 Length: 1.45 MPO: Y Fund Cat: Taking Care Of System Sec Cat: Preventive Maint TIP #: Awd Date: Winter 20 Let With: Anticipated Fed Cat: NHPP Future Cost: 0 Estimate Total: 4,019	Bridge rehabilitation from Branch Street to Springdale Avenue. Project involves bridges A6108, A6110, A6111, A6131, A6132, A6153, A6154, A6172, A5879, A5859, A5895, A5878, A5860 and A5858.		Engineering: 241 R/W: 0 Construction: 0 FFOS: 0 Payments: 0	289 0 3,489 0 0	0 0 0 0 0	0 0 0 0 0	0 0 0 0 0					

* Subject to the approval of the Transportation Improvement Program by the governing Metropolitan Planning Organization.



2020-2024 Highway and Bridge Construction Schedule

Transportation Planning

P.O. Box 270
Jefferson City, MO 65102

Construction contingency applied to construction cost in the year the project is awarded.

Three percent project growth factor compounded annually is applied to right-of-way and construction costs in program years 2, 3, 4, and 5.

No inflation is applied to the Funding From Other Sources (FFOS) or Payments.

Engineering includes PE costs, CE costs and R/W incidentals.

						STATE FISCAL YEAR PROJECT BUDGETING					
						Prior Prog.	7/2019-6/2020	7/2020-6/2021	7/2021-6/2022	7/2022-6/2023	7/2023-6/2024
County:	St. Louis	Pavement repairs from west of Hanley Road to Bermuda Drive.				Engineering:	0	260	0	0	0
Route:	IS 70					R/W:	0	0	0	0	0
Job No.:	613499					Construction:	0	871	0	0	0
Length:	1.34	MPO:	Y			FFOS:	0	0	0	0	0
Fund Cat:	Taking Care Of System	Fed:	1,018	State:	113	Local:	0				
Sec Cat:	Routine Maintenance	Awd Date:	Winter 20	Anticipated Fed Cat:	NHPP		Payments:	0	0	0	0
TIP #:	Let With:	Future Cost:	0	Estimate Total:	1,131						
County:	St. Louis	Bridge replacement on Ladue Road (Rte. AB) at Hibler Creek in Creve Coeur. Project involves bridge W0332.				Engineering:	190	55	0	0	0
Route:	RT AB					R/W:	60	0	0	0	0
Job No.:	6S2211					Construction:	0	884	0	0	0
Length:	0.10	MPO:	Y			FFOS:	0	0	0	0	0
Fund Cat:	Taking Care Of System	Fed:	0	State:	939	Local:	0				
Sec Cat:	Rehab And Reconst	Awd Date:	Fall 19	Anticipated Fed Cat:	State		Payments:	0	0	0	0
TIP #:	4413Z-11	Let With:	Future Cost:	0	Estimate Total:	1,189					
County:	St. Louis	Bridge replacement, signal replacement and upgrade pedestrian facilities to comply with ADA Transition Plan at I-44. Project involves bridge A1716.				Engineering:	110	170	170	405	0
Route:	CRD BIG BEND RD					R/W:	0	0	0	0	0
Job No.:	6S3270					Construction:	0	0	0	5,002	0
Length:	0.19	MPO:	Y			FFOS:	0	0	0	0	0
Fund Cat:	Taking Care Of System	Fed:	4,598	State:	1,149	Local:	0				
Sec Cat:	Rehab And Reconst	Awd Date:	2022	Anticipated Fed Cat:	NHPP		Payments:	0	0	0	0
TIP #:	Let With:	Future Cost:	0	Estimate Total:	5,857						
County:	St. Louis	Pavement resurfacing from Schuetz Road to Rte. 67 and on Dorsett Road from Millpark Drive to Rte. D.				Engineering:	14	34	0	0	0
Route:	RT D					R/W:	0	0	0	0	0
Job No.:	6S3406					Construction:	0	307	0	0	0
Length:	1.25	MPO:	Y			FFOS:	0	0	0	0	0
Fund Cat:	Taking Care Of System	Fed:	273	State:	68	Local:	0				
Sec Cat:	Preventive Maint	Awd Date:	Winter 20	Anticipated Fed Cat:	NHPP		Payments:	0	0	0	0
TIP #:	Let With:	Future Cost:	0	Estimate Total:	355						
County:	St. Louis	Bridge repair at McDonnell Boulevard and Lambert International Boulevard ramp to I-70 eastbound. Project involves bridges A4226 and A4282.				Engineering:	200	100	1	135	0
Route:	CST JAMES S MCDONNELL BLVD					R/W:	0	0	0	0	0
Job No.:	6I3326					Construction:	0	0	0	2,072	0
Length:	0.14	MPO:	Y			FFOS:	0	0	0	0	0
Fund Cat:	Taking Care Of System	Fed:	2,078	State:	230	Local:	0				
Sec Cat:	Preventive Maint	Awd Date:	2022	Anticipated Fed Cat:	NHPP		Payments:	0	0	0	0
TIP #:	Let With:	Future Cost:	0	Estimate Total:	2,508						

* Subject to the approval of the Transportation Improvement Program by the governing Metropolitan Planning Organization.

Jun-13-2019

Section 4 - 23

District St. Louis

TMA

Dollars in Thousands



2020-2024 Highway and Bridge Construction Schedule

Transportation Planning

P.O. Box 270
Jefferson City, MO 65102

Construction contingency applied to construction cost in the year the project is awarded.

Three percent project growth factor compounded annually is applied to right-of-way and construction costs in program years 2, 3, 4, and 5.

No inflation is applied to the Funding From Other Sources (FFOS) or Payments.

Engineering includes PE costs, CE costs and R/W incidentals.

Construction contingency applied to construction cost in the year the project is awarded. Three percent project growth factor compounded annually is applied to right-of-way and construction costs in program years 2, 3, 4, and 5. No inflation is applied to the Funding From Other Sources (FFOS) or Payments. Engineering includes PE costs, CE costs and R/W incidentals.							STATE FISCAL YEAR PROJECT BUDGETING						
							Prior Prog.	7/2019- 6/2020	7/2020- 6/2021	7/2021- 6/2022	7/2022- 6/2023	7/2023- 6/2024	
County: St. Louis	St. Louis	Bridge rehabilitation on Midland Boulevard and Lackland Road over I-170. Project involves bridges A3173 and A3602.					Engineering:	1	250	1,009	0	0	0
Route: BLVD	CST MIDLAND						R/W:	0	0	0	0	0	0
Job No.: 6S3404							Construction:	0	0	5,389	0	0	0
Length: 0.07	MPO: Y						FFOS:	0	0	0	0	0	0
Fund Cat: Taking Care Of System		Fed: 5,983	State: 665	Local: 0			Payments:	0	0	0	0	0	0
Sec Cat: Rehab And Reconst		Awd Date: 2021	Anticipated Fed Cat: NHPP										
TIP #: Let With:		Future Cost: 0	Estimate Total: 6,649										
County: St. Louis	St. Louis	Upgrade pedestrian facilities to comply with ADA Transition Plan and pavement resurfacing from Rte. 366 (Watson Road) to Rte. 30 (Gravois Road). \$2,098,000 Statewide Transportation Alternatives funds.					Engineering:	101	226	364	499	0	0
Route: RT P							R/W:	0	0	248	0	0	0
Job No.: 6S3273							Construction:	0	0	0	6,000	0	0
Length: 2.13	MPO: Y						FFOS:	0	0	0	2,098	0	0
Fund Cat: Taking Care Of System		AC-State: 5,869	State: 1,468	Local: 0			Payments:	0	0	0	0	0	0
Sec Cat: Preventive Maint		Awd Date: 2022	Anticipated Fed Cat: STBG										
TIP #: Let With:		Future Cost: 0	Estimate Total: 7,438										
County: St. Louis	St. Louis	Bridge rehabilitation on Rte. 364 overpasses from Seven Pines Drive to Bennington Place. Project involves bridges A5744, A5745 and A5746.					Engineering:	0	100	201	0	0	0
Route: DR	CRD SEVEN PINES						R/W:	0	0	0	0	0	0
Job No.: 6S3495							Construction:	0	0	1,947	0	0	0
Length: 0.12	MPO: Y						FFOS:	0	0	0	0	0	0
Fund Cat: Taking Care Of System		Fed: 1,799	State: 449	Local: 0			Payments:	0	0	0	0	0	0
Sec Cat: Rehab And Reconst		Awd Date: 2021	Anticipated Fed Cat: NHPP										
TIP #: Let With:		Future Cost: 0	Estimate Total: 2,248										
County: St. Louis	St. Louis	Create Bus Rapid Transit (BRT) and High Occupancy Vehicle (HOV) lanes at various locations in St. Louis County.					Engineering:	63	1	1	1	1	70
Route: Various							R/W:	0	0	0	0	0	0
Job No.: 6I2415B							Construction:	0	0	0	0	0	1,126
Length: 0.00	MPO: Y						FFOS:	0	0	0	0	0	0
Fund Cat: Flexible & Other		AC-State: 961	State: 239	Local: 0			Payments:	0	0	0	0	0	0
Sec Cat: Systems Operations		Awd Date: 2024	Anticipated Fed Cat: STBG										
TIP #: 5517B-13	Let With:	Future Cost: 0	Estimate Total: 1,263										
County: St. Louis	St. Louis	Emergency response operations and staffing in the St. Louis District. These funds will be transferred to the District Operations Budget.					Engineering:	0	1	1	1	0	0
Route: Various							R/W:	0	0	0	0	0	0
Job No.: 6Q3227B							Construction:	0	0	0	0	0	0
Length: 0.00	MPO: Y						FFOS:	0	0	0	0	0	0
Fund Cat: Taking Care Of System		AC-State: 2,083	State: 520	Local: 0			Payments:	0	0	0	2,600	0	0
Sec Cat: Systems Operations		Awd Date: N/A	Anticipated Fed Cat: STBG										
TIP #: Let With:		Future Cost: 0	Estimate Total: 2,603										

* Subject to the approval of the Transportation Improvement Program by the governing Metropolitan Planning Organization.

Jun-13-2019

Section 4 - 24

District St. Louis

TMA

Dollars in Thousands



2020-2024 Highway and Bridge Construction Schedule

Transportation Planning

P.O. Box 270
Jefferson City, MO 65102

Construction contingency applied to construction cost in the year the project is awarded.

Three percent project growth factor compounded annually is applied to right-of-way and construction costs in program years 2, 3, 4, and 5.

No inflation is applied to the Funding From Other Sources (FFOS) or Payments.

Engineering includes PE costs, CE costs and R/W incidentals.

						STATE FISCAL YEAR PROJECT BUDGETING					
						Prior Prog.	7/2019- 6/2020	7/2020- 6/2021	7/2021- 6/2022	7/2022- 6/2023	7/2023- 6/2024
County:	St. Louis City	Pavement resurfacing and safety improvements from St. Louis City limits to I-70.				Engineering:	11	424	0	0	0
Route:	MO 115	\$2,939,000 Open Container funds.				R/W:	0	0	0	0	0
Job No.:	6S3258					Construction:	0	4,443	0	0	0
Length:	4.85	MPO:	Y			FFOS:	0	2,939	0	0	0
Fund Cat:	Safety	Fed:	4,381	State:	486	Local:	0				
Sec Cat:	Safety	Awd Date:	Spring 20	Anticipated Fed Cat:	Safety	Payments:	0	0	0	0	0
TIP #:	Let With:	Future Cost:	0	Estimate Total:	4,878						
County:	St. Louis City	Pavement resurfacing on Dr. Martin Luther King Drive from St. Louis City limits to Rte. D (Page Boulevard).				Engineering:	80	161	0	0	0
Route:	MO 180					R/W:	0	0	0	0	0
Job No.:	6S3229					Construction:	0	2,145	0	0	0
Length:	3.92	MPO:	Y			FFOS:	0	0	0	0	0
Fund Cat:	Taking Care Of System	AC-State:	1,845	State:	461	Local:	0				
Sec Cat:	Thin Lift Overlay	Awd Date:	Fall 19	Anticipated Fed Cat:	STBG	Payments:	0	0	0	0	0
TIP #:	Let With:	Future Cost:	0	Estimate Total:	2,386						
County:	St. Louis City	Payment to IDOT for deck sealing on the Chain of Rocks Bridge. Project involves bridge A0890.				Engineering:	0	0	1	0	0
Route:	IS 270					R/W:	0	0	0	0	0
Job No.:	6I3214					Construction:	0	0	40	0	0
Length:	0.45	MPO:	Y			FFOS:	0	0	0	0	0
Fund Cat:	Taking Care Of System	Fed:	37	State:	4	Local:	0				
Sec Cat:	Rehab And Reconst	Awd Date:	N/A	Anticipated Fed Cat:	NHPP	Payments:	0	0	0	0	0
TIP #:	Let With:	Future Cost:	0	Estimate Total:	41						
County:	St. Louis City	Pavement resurfacing from St. Louis City limits to Broadway Avenue.				Engineering:	5	25	118	0	0
Route:	MO 366					R/W:	0	0	0	0	0
Job No.:	6S3425					Construction:	0	0	1,552	0	0
Length:	5.10	MPO:	Y			FFOS:	0	0	0	0	0
Fund Cat:	Taking Care Of System	Fed:	1,356	State:	339	Local:	0				
Sec Cat:	Preventive Maint	Awd Date:	Fall 20	Anticipated Fed Cat:	NHPP	Payments:	0	0	0	0	0
TIP #:	Let With:	Future Cost:	0	Estimate Total:	1,700						
County:	St. Louis City	Pavement resurfacing from Halls Ferry Circle to I-70.				Engineering:	15	1	10	5	23
Route:	MO 367					R/W:	0	0	0	0	0
Job No.:	6S3279					Construction:	0	0	0	0	367
Length:	2.16	MPO:	Y			FFOS:	0	0	0	0	0
Fund Cat:	Taking Care Of System	AC-State:	326	State:	80	Local:	0				
Sec Cat:	Preventive Maint	Awd Date:	2023	Anticipated Fed Cat:	STBG	Payments:	0	0	0	0	0
TIP #:	Let With:	Future Cost:	0	Estimate Total:	421						

* Subject to the approval of the Transportation Improvement Program by the governing Metropolitan Planning Organization.



2020-2024 Highway and Bridge Construction Schedule

Transportation Planning

P.O. Box 270
Jefferson City, MO 65102

Construction contingency applied to construction cost in the year the project is awarded.

Three percent project growth factor compounded annually is applied to right-of-way and construction costs in program years 2, 3, 4, and 5.

No inflation is applied to the Funding From Other Sources (FFOS) or Payments.

Engineering includes PE costs, CE costs and R/W incidentals.

						STATE FISCAL YEAR PROJECT BUDGETING					
						Prior Prog.	7/2019- 6/2020	7/2020- 6/2021	7/2021- 6/2022	7/2022- 6/2023	7/2023- 6/2024
County:	St. Louis City	Pavement resurfacing and bridge replacement from west of Kingshighway Boulevard to I-55. Project involves bridge A2258.				Engineering:	1,651	1,338	0	0	0
Route:	IS 44					R/W:	0	30	0	0	0
Job No.:	613034					Construction:	0	17,434	0	0	0
Length:	4.34	MPO:	Y			FFOS:	0	0	0	0	0
Fund Cat:	Statewide Interstate And Major Bridge	Fed:	16,922	State:	1,880	Local:	0				
Sec Cat:	Rehab And Reconst	Awd Date:	Winter 20	Anticipated Fed Cat:	NHFP	Payments:	0	0	0	0	0
TIP #:	Let With:	Future Cost:	0	Estimate Total:	20,453						
County:	St. Louis City	Adding signing and striping for wrong way counter-measures at various ramp locations throughout the St. Louis District.				Engineering:	5	96	0	0	0
Route:	IS 44					R/W:	0	0	0	0	0
Job No.:	613405					Construction:	0	666	0	0	0
Length:	2.23	MPO:	Y			FFOS:	0	0	0	0	0
Fund Cat:	Safety (Statewide)	Fed:	685	State:	77	Local:	0				
Sec Cat:	Safety	Awd Date:	Spring 20	Anticipated Fed Cat:	Safety	Payments:	0	0	0	0	0
TIP #:	Let With:	Future Cost:	0	Estimate Total:	767						
County:	St. Louis City	Bridge rehabilitation from Virginia Avenue to Arsenal Street. Project involves bridges A1079, A1080, A1082, A1083, A1084, A1085 and A1086.				Engineering:	750	553	550	1,029	0
Route:	IS 55					R/W:	0	25	0	0	0
Job No.:	613149					Construction:	0	0	0	14,384	0
Length:	0.80	MPO:	Y			FFOS:	0	0	0	0	0
Fund Cat:	Taking Care Of System	Fed:	14,887	State:	1,654	Local:	0				
Sec Cat:	Preventive Maint	Awd Date:	2022	Anticipated Fed Cat:	NHFP	Payments:	0	0	0	0	0
TIP #:	Let With:	Future Cost:	0	Estimate Total:	17,291						
County:	St. Louis City	Pavement rehabilitation from Lindbergh Boulevard to I-44.				Engineering:	5	5	5	40	1,240
Route:	IS 55					R/W:	0	0	0	0	0
Job No.:	613427					Construction:	0	0	0	0	19,355
Length:	11.03	MPO:	Y			FFOS:	0	0	0	0	0
Fund Cat:	Taking Care Of System	Fed:	18,578	State:	2,067	Local:	0				
Sec Cat:	Rehab And Reconst	Awd Date:	2023	Anticipated Fed Cat:	NHPP	Payments:	0	0	0	0	0
TIP #:	Let With:	Future Cost:	0	Estimate Total:	20,650						
County:	St. Louis City	Modify interchange configuration between 18th Street and Garrison Avenue. Project involves bridges A1523, A1501, A1528, A0840, and A0838. \$7,900,000 Cost Share and \$7,900,000 Land Clearance for Redevelopment Authority funds.				Engineering:	3,123	1,802	0	0	0
Route:	IS 64					R/W:	0	3,914	0	0	0
Job No.:	612222					Construction:	0	26,386	0	0	0
Length:	3.71	MPO:	Y			FFOS:	0	15,300	0	0	0
Fund Cat:	Taking Care Of System	Fed:	24,130	State:	572	Local:	7,400				
Sec Cat:		Awd Date:	Spring 20	Anticipated Fed Cat:	NHPP	Payments:	0	0	0	0	0
TIP #:	4919A-13	Let With:		Future Cost:	0	Estimate Total:	35,225				

* Subject to the approval of the Transportation Improvement Program by the governing Metropolitan Planning Organization.



2020-2024 Highway and Bridge Construction Schedule

Transportation Planning

P.O. Box 270
Jefferson City, MO 65102

Construction contingency applied to construction cost in the year the project is awarded.

Three percent project growth factor compounded annually is applied to right-of-way and construction costs in program years 2, 3, 4, and 5.

No inflation is applied to the Funding From Other Sources (FFOS) or Payments.

Engineering includes PE costs, CE costs and R/W incidentals.

Construction contingency applied to construction cost in the year the project is awarded. Three percent project growth factor compounded annually is applied to right-of-way and construction costs in program years 2, 3, 4, and 5. No inflation is applied to the Funding From Other Sources (FFOS) or Payments. Engineering includes PE costs, CE costs and R/W incidentals.							STATE FISCAL YEAR PROJECT BUDGETING						
							Prior Prog.	7/2019-	7/2020-	7/2021-	7/2022-	7/2023-	
								6/2020	6/2021	6/2022	6/2023	6/2024	
County:	St. Louis City	Add debris netting under bridge from 14th Street to east of 8th Street. Project involves bridge A1501.					Engineering:	40	130	0	0	0	0
Route:	IS 64						R/W:	0	0	0	0	0	0
Job No.:	613426						Construction:	0	1,020	0	0	0	0
Length:	1.52	MPO:	Y				FFOS:	0	0	0	0	0	0
Fund Cat:	Taking Care Of System	Fed:	1,035	State:	115	Local:	0	Payments:	0	0	0	0	0
Sec Cat:	Systems Operations	Awd Date:	Spring 20	Anticipated Fed Cat:	NHPP								
TIP #:	Let With:	Future Cost:	0	Estimate Total:	1,190								
County:	St. Louis City	Payback for 610984 and 6U1086 to construct new Mississippi River Bridge. Payment of \$11.939 million per year from 2011 to 2025. Project involves bridge A6500.					Engineering:	0	0	0	0	0	0
Route:	IS 70						R/W:	0	0	0	0	0	0
Job No.:	610984Z						Construction:	0	0	0	0	0	0
Length:	0.76	MPO:	Y				FFOS:	0	0	0	0	0	0
Fund Cat:	Flexible & Other	Fed:	0	State:	59,695	Local:	0	Payments:	79,139	11,939	11,939	11,939	11,939
Sec Cat:	System Expansion	Awd Date:	N/A	Anticipated Fed Cat:	State								
TIP #:	3479Z-11	Let With:	Future Cost:	10,001 - 15,000	Estimate Total:	138,834							
County:	St. Louis City	Pavement resurfacing from west of Kingshighway Boulevard to west of Branch Street.					Engineering:	240	545	0	0	0	0
Route:	IS 70						R/W:	0	0	0	0	0	0
Job No.:	613257						Construction:	0	6,773	0	0	0	0
Length:	3.93	MPO:	Y				FFOS:	0	0	0	0	0	0
Fund Cat:	Taking Care Of System	Fed:	6,587	State:	731	Local:	0	Payments:	0	0	0	0	0
Sec Cat:	Preventive Maint	Awd Date:	Fall 19	Anticipated Fed Cat:	NHPP								
TIP #:	Let With:	Future Cost:	0	Estimate Total:	7,558								
County:	St. Louis City	Bridge deck sealing and preventive maintenance on Stan Musial Veterans Memorial Bridge. Project involves bridge A6500. \$889,000 IDOT funds.					Engineering:	30	138	0	0	0	0
Route:	IS 70						R/W:	0	0	0	0	0	0
Job No.:	613415						Construction:	0	1,728	0	0	0	0
Length:	0.45	MPO:	Y				FFOS:	0	889	0	0	0	0
Fund Cat:	Taking Care Of System	Fed:	949	State:	28	Local:	889	Payments:	0	0	0	0	0
Sec Cat:	Preventive Maint	Awd Date:	Summer 19	Anticipated Fed Cat:	NHPP								
TIP #:	Let With:	Future Cost:	0	Estimate Total:	1,896								
County:	St. Louis City	Pavement resurfacing from Branch Street to Biddle Street.					Engineering:	5	5	10	179	0	0
Route:	IS 70						R/W:	0	0	0	0	0	0
Job No.:	613424						Construction:	0	0	0	2,248	0	0
Length:	1.48	MPO:	Y				FFOS:	0	0	0	0	0	0
Fund Cat:	Taking Care Of System	Fed:	2,197	State:	245	Local:	0	Payments:	0	0	0	0	0
Sec Cat:	Thin Lift Overlay	Awd Date:	2022	Anticipated Fed Cat:	NHPP								
TIP #:	Let With:	Future Cost:	0	Estimate Total:	2,447								

* Subject to the approval of the Transportation Improvement Program by the governing Metropolitan Planning Organization.

Jun-13-2019

Section 4 - 27

District St. Louis

TMA

Dollars in Thousands



2020-2024 Highway and Bridge Construction Schedule

Transportation Planning

P.O. Box 270
Jefferson City, MO 65102

Construction contingency applied to construction cost in the year the project is awarded.

Three percent project growth factor compounded annually is applied to right-of-way and construction costs in program years 2, 3, 4, and 5.

No inflation is applied to the Funding From Other Sources (FFOS) or Payments.

Engineering includes PE costs, CE costs and R/W incidentals.

						STATE FISCAL YEAR PROJECT BUDGETING					
						Prior Prog.	7/2019- 6/2020	7/2020- 6/2021	7/2021- 6/2022	7/2022- 6/2023	7/2023- 6/2024
County:	St. Louis City	Payment to IDOT for bridge sealing on the Martin Luther King Bridge. Project involves bridge A4856. Project will be let by IDOT.				Engineering:	1	1	0	0	0
Route:	MO 799					R/W:	0	0	0	0	0
Job No.:	6P3011					Construction:	0	85	0	0	0
Length:	0.40	MPO:	Y			FFOS:	0	0	0	0	0
Fund Cat:	Statewide Interstate And Major Bridge	Fed:	69	State:	17	Local:	0				
Sec Cat:	Preventive Maint	Awd Date:	N/A	Anticipated Fed Cat:	NHPP	Payments:	0	0	0	0	0
TIP #:	5737-16	Let With:		Future Cost:	0	Estimate Total:	87				
County:	St. Louis City	Bridge rehabilitation over city grid streets on Adelaide Avenue. Project involves bridge A7165.				Engineering:	0	5	20	79	0
Route:	CST ADELAIDE AVE					R/W:	0	0	0	0	0
Job No.:	6S3429B					Construction:	0	0	0	914	0
Length:	0.27	MPO:	Y			FFOS:	0	0	0	0	0
Fund Cat:	Statewide Interstate And Major Bridge	Fed:	814	State:	204	Local:	0				
Sec Cat:	Rehab And Reconst	Awd Date:	2022	Anticipated Fed Cat:	NHPP	Payments:	0	0	0	0	0
TIP #:		Let With:	6S3429	Future Cost:	0	Estimate Total:	1,018				
County:	St. Louis City	Bridge replacement over I-70. Project involves bridge A0134.				Engineering:	5	330	600	0	0
Route:	CST BROADWAY					R/W:	0	115	0	0	0
Job No.:	6S3272					Construction:	0	0	6,195	0	0
Length:	0.23	MPO:	Y			FFOS:	0	0	0	0	0
Fund Cat:	Taking Care Of System	Fed:	5,792	State:	1,448	Local:	0				
Sec Cat:	Rehab And Reconst	Awd Date:	2021	Anticipated Fed Cat:	NHPP	Payments:	0	0	0	0	0
TIP #:		Let With:		Future Cost:	0	Estimate Total:	7,245				
County:	St. Louis City	Pavement resurfacing from St. Louis City limits to Tucker Boulevard.				Engineering:	0	2	3	5	32
Route:	RT D					R/W:	0	0	0	0	0
Job No.:	6S3438					Construction:	0	0	0	0	466
Length:	5.75	MPO:	Y			FFOS:	0	0	0	0	0
Fund Cat:	Taking Care Of System	Fed:	406	State:	102	Local:	0				
Sec Cat:	Rehab And Reconst	Awd Date:	2023	Anticipated Fed Cat:	NHPP	Payments:	0	0	0	0	0
TIP #:		Let With:		Future Cost:	0	Estimate Total:	508				
County:	St. Louis City	Pavement resurfacing from Adelaide Avenue to west of Riverview Drive and Hall Street intersection.				Engineering:	15	50	120	477	0
Route:	RT H					R/W:	0	0	0	0	0
Job No.:	6S3278					Construction:	0	0	0	6,014	0
Length:	3.43	MPO:	Y			FFOS:	0	0	0	0	0
Fund Cat:	Taking Care Of System	Fed:	5,329	State:	1,332	Local:	0				
Sec Cat:	Preventive Maint	Awd Date:	2022	Anticipated Fed Cat:	NHPP	Payments:	0	0	0	0	0
TIP #:		Let With:		Future Cost:	0	Estimate Total:	6,676				

* Subject to the approval of the Transportation Improvement Program by the governing Metropolitan Planning Organization.

Jun-13-2019

Section 4 - 28

District St. Louis

TMA

Dollars in Thousands



2020-2024 Highway and Bridge Construction Schedule

Transportation Planning

P.O. Box 270
Jefferson City, MO 65102

Construction contingency applied to construction cost in the year the project is awarded.

Three percent project growth factor compounded annually is applied to right-of-way and construction costs in program years 2, 3, 4, and 5.

No inflation is applied to the Funding From Other Sources (FFOS) or Payments.

Engineering includes PE costs, CE costs and R/W incidentals.

Construction contingency applied to construction cost in the year the project is awarded. Three percent project growth factor compounded annually is applied to right-of-way and construction costs in program years 2, 3, 4, and 5. No inflation is applied to the Funding From Other Sources (FFOS) or Payments. Engineering includes PE costs, CE costs and R/W incidentals.							STATE FISCAL YEAR PROJECT BUDGETING						
							Prior Prog.	7/2019- 6/2020	7/2020- 6/2021	7/2021- 6/2022	7/2022- 6/2023	7/2023- 6/2024	
County:	St. Louis City	Bridge rehabilitation and pavement repairs at various overpasses on I-70 between N					Engineering:	10	10	70	242	0	0
Route:	CST WEST	Hanley Road and Madison Street in St. Louis City and County. Project involves bridges					R/W:	0	0	0	0	0	0
Job No.:	FLORISSANT AVE	A6234, A5976, A6204, A6206, A5984, A5986, A6205, A5960, A6238, A6239, A0141, A0139,					Construction:	0	0	0	2,888	0	0
Job No.:	6S3429	A6167, and A6168.					FFOS:	0	0	0	0	0	0
Length:	1.09	MPO: Y	Fed: 2,568	State: 642	Local: 0	Payments:	0	0	0	0	0	0	
Fund Cat:	Taking Care Of System		Anticipated Fed Cat:		NHPP								
Sec Cat:	Rehab And Reconst	Awd Date: 2022	Future Cost:		0	Estimate Total:	3,220						
TIP #:	Let With: 6S3429B												
County:	Various	Job Order Contracting for concrete pavement repair at various interstate locations in the					Engineering:	0	47	0	0	0	0
Route:	Various	St. Louis District.					R/W:	0	0	0	0	0	0
Job No.:	0I3006K						Construction:	0	600	0	0	0	0
Length:	0.00	MPO: Y	AC-State: 582	State: 65	Local: 0	FFOS:	0	0	0	0	0	0	
Fund Cat:	Statewide Interstate And Major Bridge		Anticipated Fed Cat:		NHPP	Payments:	0	0	0	0	0	0	
Sec Cat:	Preventive Maint	Awd Date: Spring 20	Future Cost:		0	Estimate Total:	647						
TIP #:	Let With:												
County:	Various	Job Order Contracting for asphalt pavement repair at various interstate locations in the					Engineering:	0	103	0	0	0	0
Route:	Various	St. Louis District.					R/W:	0	0	0	0	0	0
Job No.:	0I3006M						Construction:	0	1,400	0	0	0	0
Length:	0.00	MPO: Y	AC-State: 1,352	State: 151	Local: 0	FFOS:	0	0	0	0	0	0	
Fund Cat:	Statewide Interstate And Major Bridge		Anticipated Fed Cat:		NHPP	Payments:	0	0	0	0	0	0	
Sec Cat:	Preventive Maint	Awd Date: Spring 20	Future Cost:		0	Estimate Total:	1,503						
TIP #:	Let With:												
County:	Various	Job Order Contracting for concrete pavement repair at various interstate locations in the					Engineering:	0	0	47	0	0	0
Route:	Various	St. Louis District.					R/W:	0	0	0	0	0	0
Job No.:	0I3007K						Construction:	0	0	618	0	0	0
Length:	0.00	MPO: Y	AC-State: 598	State: 67	Local: 0	FFOS:	0	0	0	0	0	0	
Fund Cat:	Statewide Interstate And Major Bridge		Anticipated Fed Cat:		NHPP	Payments:	0	0	0	0	0	0	
Sec Cat:	Preventive Maint	Awd Date: 2021	Future Cost:		0	Estimate Total:	665						
TIP #:	Let With:												
County:	Various	Job Order Contracting for asphalt pavement repair at various interstate locations in the					Engineering:	0	0	103	0	0	0
Route:	Various	St. Louis District.					R/W:	0	0	0	0	0	0
Job No.:	0I3007M						Construction:	0	0	1,442	0	0	0
Length:	0.00	MPO: Y	AC-State: 1,390	State: 155	Local: 0	FFOS:	0	0	0	0	0	0	
Fund Cat:	Statewide Interstate And Major Bridge		Anticipated Fed Cat:		NHPP	Payments:	0	0	0	0	0	0	
Sec Cat:	Preventive Maint	Awd Date: 2021	Future Cost:		0	Estimate Total:	1,545						
TIP #:	Let With:												

* Subject to the approval of the Transportation Improvement Program by the governing Metropolitan Planning Organization.

Jun-13-2019

Section 4 - 29

District St. Louis

TMA

Dollars in Thousands



2020-2024 Highway and Bridge Construction Schedule

Transportation Planning

P.O. Box 270
Jefferson City, MO 65102

Construction contingency applied to construction cost in the year the project is awarded.

Three percent project growth factor compounded annually is applied to right-of-way and construction costs in program years 2, 3, 4, and 5.

No inflation is applied to the Funding From Other Sources (FFOS) or Payments.

Engineering includes PE costs, CE costs and R/W incidentals.

						STATE FISCAL YEAR PROJECT BUDGETING					
						Prior Prog.	7/2019-6/2020	7/2020-6/2021	7/2021-6/2022	7/2022-6/2023	7/2023-6/2024
County: Various	Payback beginning in SFY 2008 for Safe and Sound bridges in the St. Louis District.	Engineering:	0	0	0	0	0	0	0	0	0
Route: Various		R/W:	30	0	0	0	0	0	0	0	0
Job No.: 5B0800U		Construction:	0	0	0	0	0	0	0	0	0
Length: 0.00 MPO: Y		FFOS:	30	0	0	0	0	0	0	0	0
Fund Cat: Taking Care Of System	Fed: 0 State: 6,550 Local: 0	Payments:	11,588	1,310	1,310	1,310	1,310	1,310	1,310	1,310	1,310
Sec Cat: Rehab And Reconst	Awd Date: N/A Anticipated Fed Cat:										
TIP #: 4772-08	Let With: Future Cost: 10,001 - 15,000 Estimate Total: 18,168										
County: Various	Job Order Contracting for concrete pavement improvements (non-interstate) at various major route locations in the St. Louis District.	Engineering:	9	52	0	0	0	0	0	0	0
Route: Various		R/W:	0	0	0	0	0	0	0	0	0
Job No.: 6P2421B		Construction:	0	750	0	0	0	0	0	0	0
Length: 0.00 MPO: Y		FFOS:	0	0	0	0	0	0	0	0	0
Fund Cat: Taking Care Of System	AC-State: 642 State: 160 Local: 0	Payments:	0	0	0	0	0	0	0	0	0
Sec Cat: Preventive Maint	Awd Date: Spring 20 Anticipated Fed Cat: STBG										
TIP #: 5547B-14	Let With: Future Cost: 0 Estimate Total: 811										
County: Various	Signal optimization at various locations along Rte. 141, Rte. 340, I-44, and I-55 corridors. \$740,000 Congestion Mitigation and Air Quality Improvement Program funds.	Engineering:	2	1	0	0	0	0	0	0	0
Route: Various		R/W:	0	0	0	0	0	0	0	0	0
Job No.: 6P3218		Construction:	0	925	0	0	0	0	0	0	0
Length: 0.00 MPO: Y		FFOS:	0	740	0	0	0	0	0	0	0
Fund Cat: Taking Care Of System	Fed: 741 State: 185 Local: 0	Payments:	0	0	0	0	0	0	0	0	0
Sec Cat: Systems Operations	Awd Date: N/A Anticipated Fed Cat: C.M.A.Q.										
TIP #: Let With:	Future Cost: 0 Estimate Total: 928										
County: Various	Payment to St. Charles County for engineering services contract for regional ITS Data Sharing Initiative and Phase 1 of data exchange between MoDOT and St. Charles County.	Engineering:	1	1	1	0	0	0	0	0	0
Route: Various		R/W:	0	0	0	0	0	0	0	0	0
Job No.: 6P3221		Construction:	0	0	150	0	0	0	0	0	0
Length: 0.00 MPO: Y		FFOS:	0	0	0	0	0	0	0	0	0
Fund Cat: Flexible & Other	Fed: 0 State: 152 Local: 0	Payments:	0	0	0	0	0	0	0	0	0
Sec Cat: Systems Operations	Awd Date: N/A Anticipated Fed Cat: State										
TIP #: Let With:	Future Cost: 0 Estimate Total: 153										
County: Various	Signal optimization at various locations along Rte. 47, Rte. 100 and Rte. 50 in Franklin County, Rte. 100 and Rte. 366 in St. Louis County, and Rte. 61/67 in St. Louis and Jefferson Counties. \$788,800 Congestion Mitigation and Air Quality Improvement Program funds.	Engineering:	0	0	0	0	0	0	0	0	0
Route: Various		R/W:	0	0	0	0	0	0	0	0	0
Job No.: 6P3239		Construction:	0	0	986	0	0	0	0	0	0
Length: 0.00 MPO: Y		FFOS:	0	0	789	0	0	0	0	0	0
Fund Cat: Taking Care Of System	Fed: 789 State: 197 Local: 0	Payments:	0	0	0	0	0	0	0	0	0
Sec Cat: Systems Operations	Awd Date: N/A Anticipated Fed Cat: C.M.A.Q.										
TIP #: Let With:	Future Cost: 0 Estimate Total: 986										

* Subject to the approval of the Transportation Improvement Program by the governing Metropolitan Planning Organization.

* Contingent upon the execution of the cost participation agreement.

TMA

Dollars in Thousands



2020-2024 Highway and Bridge Construction Schedule

Transportation Planning

P.O. Box 270
Jefferson City, MO 65102

Construction contingency applied to construction cost in the year the project is awarded.

Three percent project growth factor compounded annually is applied to right-of-way and construction costs in program years 2, 3, 4, and 5.

No inflation is applied to the Funding From Other Sources (FFOS) or Payments.

Engineering includes PE costs, CE costs and R/W incidentals.

Construction contingency applied to construction cost in the year the project is awarded. Three percent project growth factor compounded annually is applied to right-of-way and construction costs in program years 2, 3, 4, and 5. No inflation is applied to the Funding From Other Sources (FFOS) or Payments. Engineering includes PE costs, CE costs and R/W incidentals.												STATE FISCAL YEAR PROJECT BUDGETING						
												Prior Prog.	7/2019- 6/2020	7/2020- 6/2021	7/2021- 6/2022	7/2022- 6/2023	7/2023- 6/2024	
County: Various	Job Order Contracting for asphalt pavement improvements (non-interstate) at various major route locations in the St. Louis District.											Engineering:	0	0	93	0	0	0
Route: Various												R/W:	0	0	0	0	0	0
Job No.: 6P3332												Construction:	0	0	1,288	0	0	0
Length: 0.00	MPO: Y											FFOS:	0	0	0	0	0	0
Fund Cat: Taking Care Of System	AC-State: 1,104 State: 277 Local: 0										Payments:	0	0	0	0	0	0	
Sec Cat: Routine Maintenance	Awd Date: 2021	Anticipated Fed Cat: STBG																
TIP #:	Let With:	Future Cost: 0 Estimate Total: 1,381																
County: Various	Job Order Contracting for asphalt pavement improvements (non-interstate) at various major route locations in the St. Louis District.											Engineering:	2	93	0	0	0	0
Route: Various												R/W:	0	0	0	0	0	0
Job No.: 6P3333												Construction:	0	1,250	0	0	0	0
Length: 0.00	MPO: Y											FFOS:	0	0	0	0	0	0
Fund Cat: Taking Care Of System	AC-State: 1,074 State: 269 Local: 0										Payments:	0	0	0	0	0	0	
Sec Cat: Routine Maintenance	Awd Date: Spring 20	Anticipated Fed Cat: STBG																
TIP #:	Let With:	Future Cost: 0 Estimate Total: 1,345																
County: Various	Job Order Contracting for concrete pavement improvements (non-interstate) at various major route locations in the St. Louis District.											Engineering:	0	1	75	0	0	0
Route: Various												R/W:	0	0	0	0	0	0
Job No.: 6P3334												Construction:	0	0	1,051	0	0	0
Length: 0.00	MPO: Y											FFOS:	0	0	0	0	0	0
Fund Cat: Taking Care Of System	AC-State: 902 State: 225 Local: 0										Payments:	0	0	0	0	0	0	
Sec Cat: Routine Maintenance	Awd Date: 2022	Anticipated Fed Cat: STBG																
TIP #:	Let With:	Future Cost: 0 Estimate Total: 1,127																
County: Various	On-call work zone enforcement at various locations in the St. Louis District.											Engineering:	0	1	0	0	0	0
Route: Various												R/W:	0	0	0	0	0	0
Job No.: 6P3378												Construction:	0	0	0	0	0	0
Length: 0.00	MPO: Y											FFOS:	0	0	0	0	0	0
Fund Cat: Safety	Fed: 676 State: 75 Local: 0										Payments:	0	750	0	0	0	0	
Sec Cat: Safety	Awd Date: N/A	Anticipated Fed Cat: Safety																
TIP #:	Let With:	Future Cost: 0 Estimate Total: 751																
County: Various	Job Order Contracting for guardrail repair at various locations in St. Louis City and St. Louis County.											Engineering:	0	110	0	0	0	0
Route: Various												R/W:	0	0	0	0	0	0
Job No.: 6P3380												Construction:	0	1,500	0	0	0	0
Length: 0.00	MPO: Y											FFOS:	0	0	0	0	0	0
Fund Cat: Taking Care Of System	AC-State: 1,288 State: 322 Local: 0										Payments:	0	0	0	0	0	0	
Sec Cat: Routine Maintenance	Awd Date: Spring 20	Anticipated Fed Cat: STBG																
TIP #:	Let With:	Future Cost: 0 Estimate Total: 1,610																

* Subject to the approval of the Transportation Improvement Program by the governing Metropolitan Planning Organization.



2020-2024 Highway and Bridge Construction Schedule

Transportation Planning

P.O. Box 270
Jefferson City, MO 65102

Construction contingency applied to construction cost in the year the project is awarded.

Three percent project growth factor compounded annually is applied to right-of-way and construction costs in program years 2, 3, 4, and 5.

No inflation is applied to the Funding From Other Sources (FFOS) or Payments.

Engineering includes PE costs, CE costs and R/W incidentals.

Construction contingency applied to construction cost in the year the project is awarded. Three percent project growth factor compounded annually is applied to right-of-way and construction costs in program years 2, 3, 4, and 5. No inflation is applied to the Funding From Other Sources (FFOS) or Payments. Engineering includes PE costs, CE costs and R/W incidentals.										STATE FISCAL YEAR PROJECT BUDGETING					
										Prior Prog.	7/2019- 6/2020	7/2020- 6/2021	7/2021- 6/2022	7/2022- 6/2023	7/2023- 6/2024
County: Various Route: Various Job No.: 6P3381 Length: 0.00 MPO: Y Fund Cat: Taking Care Of System Sec Cat: Routine Maintenance Awd Date: Spring 20 TIP #: Let With: Future Cost: 0 Estimate Total: 602	Job Order Contracting for guard cable repair at various locations in the St. Louis District.				AC-State: 481 State: 121 Local: 0	Anticipated Fed Cat: STBG	Engineering: 0 R/W: 0 Construction: 0 FFOS: 0 Payments: 0	0 0 558 0 0	44 0 0 0 0	0 0 0 0 0	0 0 0 0 0				
County: Various Route: Various Job No.: 6P3382 Length: 0.00 MPO: Y Fund Cat: Taking Care Of System Sec Cat: Routine Maintenance Awd Date: Spring 20 TIP #: Let With: Future Cost: 0 Estimate Total: 437	Job Order Contracting for fence repair at various locations in the St. Louis District.				Fed: 0 State: 437 Local: 0	Anticipated Fed Cat: State	Engineering: 0 R/W: 0 Construction: 0 FFOS: 0 Payments: 0	0 0 404 0 0	33 0 0 0 0	0 0 0 0 0	0 0 0 0 0				
County: Various Route: Various Job No.: 6P3428 Length: 0.00 MPO: Y Fund Cat: Taking Care Of System Sec Cat: Preventive Maint Awd Date: Fall 19 TIP #: Let With: Future Cost: 0 Estimate Total: 2,186	Job Order Contracting for bridge repairs at various major route locations in the St. Louis District.				AC-State: 1,748 State: 437 Local: 0	Anticipated Fed Cat: STBG	Engineering: 1 R/W: 0 Construction: 0 FFOS: 0 Payments: 0	145 0 2,040 0 0	0 0 0 0 0	0 0 0 0 0	0 0 0 0 0				
County: Various Route: various Job No.: 6P3446 Length: 0.00 MPO: Y Fund Cat: Taking Care Of System Sec Cat: Preventive Maint Awd Date: Fall 20 TIP #: Let With: Future Cost: 0 Estimate Total: 2,247	Job Order Contracting for bridge repairs at various major route locations in the St. Louis District.				AC-State: 1,798 State: 449 Local: 0	Anticipated Fed Cat: STBG	Engineering: 0 R/W: 0 Construction: 0 FFOS: 0 Payments: 0	1 0 0 0 0	145 0 2,101 0 0	0 0 0 0 0	0 0 0 0 0				
County: Various Route: Various Job No.: 6P3447 Length: 0.00 MPO: Y Fund Cat: Taking Care Of System Sec Cat: Preventive Maint Awd Date: 2022 TIP #: Let With: Future Cost: 0 Estimate Total: 2,311	Job Order Contracting for bridge repairs at various major route locations in the St. Louis District.				AC-State: 1,849 State: 462 Local: 0	Anticipated Fed Cat: STBG	Engineering: 0 R/W: 0 Construction: 0 FFOS: 0 Payments: 0	1 0 0 0 0	1 0 0 0 0	145 0 2,164 0 0	0 0 0 0 0				

* Subject to the approval of the Transportation Improvement Program by the governing Metropolitan Planning Organization.



2020-2024 Highway and Bridge Construction Schedule

Transportation Planning

P.O. Box 270
Jefferson City, MO 65102

Construction contingency applied to construction cost in the year the project is awarded.

Three percent project growth factor compounded annually is applied to right-of-way and construction costs in program years 2, 3, 4, and 5.

No inflation is applied to the Funding From Other Sources (FFOS) or Payments.

Engineering includes PE costs, CE costs and R/W incidentals.

Construction contingency applied to construction cost in the year the project is awarded. Three percent project growth factor compounded annually is applied to right-of-way and construction costs in program years 2, 3, 4, and 5. No inflation is applied to the Funding From Other Sources (FFOS) or Payments. Engineering includes PE costs, CE costs and R/W incidentals.												STATE FISCAL YEAR PROJECT BUDGETING					
												Prior Prog.	7/2019- 6/2020	7/2020- 6/2021	7/2021- 6/2022	7/2022- 6/2023	7/2023- 6/2024
County: Various Route: Various Job No.: 6P3448 Length: 0.00 MPO: Y Fund Cat: Taking Care Of System Sec Cat: Routine Maintenance Awd Date: 2021 Anticipated Fed Cat: State TIP #: Let With: Future Cost: 0 Estimate Total: 454	Job Order Contracting for fence repair at various locations in the St. Louis District.					Engineering:	0	1	33	0	0	0					
						R/W:	0	0	0	0	0	0					
						Construction:	0	0	420	0	0	0					
						FFOS:	0	0	0	0	0	0					
						Payments:	0	0	0	0	0	0					
County: Various Route: Various Job No.: 6P3449 Length: 0.00 MPO: Y Fund Cat: Taking Care Of System Sec Cat: Routine Maintenance Awd Date: 2022 Anticipated Fed Cat: State TIP #: Let With: Future Cost: 0 Estimate Total: 468	Job Order Contracting for fence repair at various locations in the St. Louis District.					Engineering:	0	1	1	33	0	0					
						R/W:	0	0	0	0	0	0					
						Construction:	0	0	0	433	0	0					
						FFOS:	0	0	0	0	0	0					
						Payments:	0	0	0	0	0	0					
County: Various Route: Various Job No.: 6P3450 Length: 0.00 MPO: Y Fund Cat: Taking Care Of System Sec Cat: Routine Maintenance Awd Date: 2021 Anticipated Fed Cat: STBG TIP #: Let With: Future Cost: 0 Estimate Total: 623	Job Order Contracting for guard cable repair at various locations in the St. Louis District.					Engineering:	0	1	44	0	0	0					
						R/W:	0	0	0	0	0	0					
						Construction:	0	0	578	0	0	0					
						FFOS:	0	0	0	0	0	0					
						Payments:	0	0	0	0	0	0					
County: Various Route: Various Job No.: 6P3451 Length: 0.00 MPO: Y Fund Cat: Taking Care Of System Sec Cat: Routine Maintenance Awd Date: 2022 Anticipated Fed Cat: STBG TIP #: Let With: Future Cost: 0 Estimate Total: 641	Job Order Contracting for guard cable repair at various locations in the St. Louis District.					Engineering:	0	1	1	44	0	0					
						R/W:	0	0	0	0	0	0					
						Construction:	0	0	0	595	0	0					
						FFOS:	0	0	0	0	0	0					
						Payments:	0	0	0	0	0	0					
County: Various Route: Various Job No.: 6P3452 Length: 0.00 MPO: Y Fund Cat: Taking Care Of System Sec Cat: Routine Maintenance Awd Date: 2021 Anticipated Fed Cat: STBG TIP #: Let With: Future Cost: 0 Estimate Total: 1,687	Job Order Contracting for guardrail repair at various locations in St. Louis City and St. Louis County.					Engineering:	0	1	110	0	0	0					
						R/W:	0	0	0	0	0	0					
						Construction:	0	0	1,576	0	0	0					
						FFOS:	0	0	0	0	0	0					
						Payments:	0	0	0	0	0	0					

* Subject to the approval of the Transportation Improvement Program by the governing Metropolitan Planning Organization.



2020-2024 Highway and Bridge Construction Schedule

Transportation Planning

P.O. Box 270
Jefferson City, MO 65102

Construction contingency applied to construction cost in the year the project is awarded.

Three percent project growth factor compounded annually is applied to right-of-way and construction costs in program years 2, 3, 4, and 5.

No inflation is applied to the Funding From Other Sources (FFOS) or Payments.

Engineering includes PE costs, CE costs and R/W incidentals.

Construction contingency applied to construction cost in the year the project is awarded. Three percent project growth factor compounded annually is applied to right-of-way and construction costs in program years 2, 3, 4, and 5. No inflation is applied to the Funding From Other Sources (FFOS) or Payments. Engineering includes PE costs, CE costs and R/W incidentals.										STATE FISCAL YEAR PROJECT BUDGETING					
										Prior Prog.	7/2019- 6/2020	7/2020- 6/2021	7/2021- 6/2022	7/2022- 6/2023	7/2023- 6/2024
County: Various Route: Various Job No.: 6P3453 Length: 0.00 MPO: Y Fund Cat: Taking Care Of System Sec Cat: Routine Maintenance Awd Date: 2022 TIP #: Let With: Anticipated Fed Cat: STBG Future Cost: 0 Estimate Total: 1,735	Job Order Contracting for guardrail repair at various locations in St. Louis City and St. Louis County.				Engineering:	0	1	1	110	0	0				
					R/W:	0	0	0	0	0	0				
					Construction:	0	0	0	1,623	0	0				
					FFOS:	0	0	0	0	0	0				
					Payments:	0	0	0	0	0	0				
County: Various Route: Various Job No.: 6P3454 Length: 0.00 MPO: Y Fund Cat: Taking Care Of System Sec Cat: Routine Maintenance Awd Date: 2021 TIP #: Let With: Anticipated Fed Cat: STBG Future Cost: 0 Estimate Total: 1,127	Job Order Contracting for concrete pavement improvements (non-interstate) at various major route locations in the St. Louis District.				Engineering:	0	1	75	0	0					
					R/W:	0	0	0	0	0	0				
					Construction:	0	0	1,051	0	0	0				
					FFOS:	0	0	0	0	0	0				
					Payments:	0	0	0	0	0	0				
County: Various Route: various Job No.: 6P3455 Length: 0.00 MPO: Y Fund Cat: Taking Care Of System Sec Cat: Routine Maintenance Awd Date: 2022 TIP #: Let With: Anticipated Fed Cat: STBG Future Cost: 0 Estimate Total: 1,421	Job Order Contracting for asphalt pavement improvements (non-interstate) at various major route locations in the St. Louis District.				Engineering:	0	1	1	93	0					
					R/W:	0	0	0	0	0	0				
					Construction:	0	0	0	1,326	0	0				
					FFOS:	0	0	0	0	0	0				
					Payments:	0	0	0	0	0	0				
County: Various Route: Various Job No.: 6P3457 Length: 0.00 MPO: Y Fund Cat: Taking Care Of System Sec Cat: Routine Maintenance Awd Date: Spring 20 TIP #: Let With: Anticipated Fed Cat: STBG Future Cost: 0 Estimate Total: 342	Job Order Contracting for guardrail repair at various locations in St. Charles County.				Engineering:	0	27	0	0	0					
					R/W:	0	0	0	0	0	0				
					Construction:	0	315	0	0	0	0				
					FFOS:	0	0	0	0	0	0				
					Payments:	0	0	0	0	0	0				
County: Various Route: Various Job No.: 6P3458 Length: 0.00 MPO: Y Fund Cat: Taking Care Of System Sec Cat: Routine Maintenance Awd Date: 2021 TIP #: Let With: Anticipated Fed Cat: STBG Future Cost: 0 Estimate Total: 352	Job Order Contracting for guardrail repair at various locations in St. Charles County.				Engineering:	0	1	27	0	0					
					R/W:	0	0	0	0	0	0				
					Construction:	0	0	324	0	0	0				
					FFOS:	0	0	0	0	0	0				
					Payments:	0	0	0	0	0	0				

* Subject to the approval of the Transportation Improvement Program by the governing Metropolitan Planning Organization.

Jun-13-2019

Section 4 - 34

District St. Louis

TMA

Dollars in Thousands



2020-2024 Highway and Bridge Construction Schedule

Transportation Planning

P.O. Box 270
Jefferson City, MO 65102

Construction contingency applied to construction cost in the year the project is awarded.

Three percent project growth factor compounded annually is applied to right-of-way and construction costs in program years 2, 3, 4, and 5.

No inflation is applied to the Funding From Other Sources (FFOS) or Payments.

Engineering includes PE costs, CE costs and R/W incidentals.

Construction contingency applied to construction cost in the year the project is awarded. Three percent project growth factor compounded annually is applied to right-of-way and construction costs in program years 2, 3, 4, and 5. No inflation is applied to the Funding From Other Sources (FFOS) or Payments. Engineering includes PE costs, CE costs and R/W incidentals.													STATE FISCAL YEAR PROJECT BUDGETING						
													Prior Prog.	7/2019- 6/2020	7/2020- 6/2021	7/2021- 6/2022	7/2022- 6/2023	7/2023- 6/2024	
County: Various	Job Order Contracting for guardrail repair at various locations in St. Charles County.												Engineering:	0	1	1	27	0	0
Route: Various													R/W:	0	0	0	0	0	0
Job No.: 6P3459													Construction:	0	0	0	334	0	0
Length: 0.00	MPO: Y											FFOS:	0	0	0	0	0	0	
Fund Cat: Taking Care Of System	AC-State: 291 State: 72 Local: 0										Payments:	0	0	0	0	0	0		
Sec Cat: Routine Maintenance	Awd Date: 2022	Anticipated Fed Cat: STBG																	
TIP #:	Let With:	Future Cost: 0 Estimate Total: 363																	
County: Various	Job Order Contracting for guardrail repair at various locations in Franklin and Jefferson Counties.												Engineering:	0	39	0	0	0	0
Route: Various													R/W:	0	0	0	0	0	0
Job No.: 6P3460													Construction:	0	490	0	0	0	0
Length: 0.00	MPO: Y											FFOS:	0	0	0	0	0	0	
Fund Cat: Taking Care Of System	AC-State: 423 State: 106 Local: 0										Payments:	0	0	0	0	0	0		
Sec Cat: Routine Maintenance	Awd Date: Spring 20	Anticipated Fed Cat: STBG																	
TIP #:	Let With:	Future Cost: 0 Estimate Total: 529																	
County: Various	Job Order Contracting for guardrail repair at various locations in Franklin and Jefferson Counties.												Engineering:	0	0	39	0	0	0
Route: Various													R/W:	0	0	0	0	0	0
Job No.: 6P3461													Construction:	0	0	505	0	0	0
Length: 0.00	MPO: Y											FFOS:	0	0	0	0	0	0	
Fund Cat: Taking Care Of System	AC-State: 435 State: 109 Local: 0										Payments:	0	0	0	0	0	0		
Sec Cat: Routine Maintenance	Awd Date: 2021	Anticipated Fed Cat: STBG																	
TIP #:	Let With:	Future Cost: 0 Estimate Total: 544																	
County: Various	Job Order Contracting for guardrail repair at various locations in Franklin and Jefferson Counties.												Engineering:	0	1	1	39	0	0
Route: Various													R/W:	0	0	0	0	0	0
Job No.: 6P3462													Construction:	0	0	0	520	0	0
Length: 0.00	MPO: Y											FFOS:	0	0	0	0	0	0	
Fund Cat: Taking Care Of System	AC-State: 449 State: 112 Local: 0										Payments:	0	0	0	0	0	0		
Sec Cat: Routine Maintenance	Awd Date: 2022	Anticipated Fed Cat: STBG																	
TIP #:	Let With:	Future Cost: 0 Estimate Total: 561																	
County: Various	On-call work zone enforcement at various locations in the St. Louis District.												Engineering:	0	1	1	0	0	0
Route: Various													R/W:	0	0	0	0	0	0
Job No.: 6P3464													Construction:	0	0	0	0	0	0
Length: 0.00	MPO: Y											FFOS:	0	0	0	0	0	0	
Fund Cat: Safety	Fed: 677 State: 75 Local: 0										Payments:	0	0	750	0	0	0		
Sec Cat: Urban Safety	Awd Date: N/A	Anticipated Fed Cat: Safety																	
TIP #:	Let With:	Future Cost: 0 Estimate Total: 752																	

* Subject to the approval of the Transportation Improvement Program by the governing Metropolitan Planning Organization.



2020-2024 Highway and Bridge Construction Schedule

Transportation Planning

P.O. Box 270
Jefferson City, MO 65102

Construction contingency applied to construction cost in the year the project is awarded.

Three percent project growth factor compounded annually is applied to right-of-way and construction costs in program years 2, 3, 4, and 5.

No inflation is applied to the Funding From Other Sources (FFOS) or Payments.

Engineering includes PE costs, CE costs and R/W incidentals.

						STATE FISCAL YEAR PROJECT BUDGETING					
						Prior Prog.	7/2019- 6/2020	7/2020- 6/2021	7/2021- 6/2022	7/2022- 6/2023	7/2023- 6/2024
County: Various	On-call work zone enforcement at various locations in the St. Louis District.	\$750,000	Engineering:	0	0	1	1	0	0	0	0
Route: Various	Open Container funds.		R/W:	0	0	0	0	0	0	0	0
Job No.: 6P3465			Construction:	0	0	0	0	0	0	0	0
Length: 0.00	MPO: Y		FFOS:	0	0	0	750	0	0	0	0
Fund Cat: Safety	AC-State: 602	State: 150	Local: 0	Payments:	0	0	0	750	0	0	0
Sec Cat: Urban Safety	Awd Date: N/A	Anticipated Fed Cat: STBG									
TIP #: Let With:	Future Cost: 0	Estimate Total: 752									
County: Various	High friction surface treatment on curves at various locations around the St. Louis District.		Engineering:	0	1	109	0	0	0	0	0
Route: Various			R/W:	0	0	0	0	0	0	0	0
Job No.: 6P3477			Construction:	0	0	713	0	0	0	0	0
Length: 0.00	MPO: Y		FFOS:	0	0	0	0	0	0	0	0
Fund Cat: Safety	Fed: 741	State: 82	Local: 0	Payments:	0	0	0	0	0	0	0
Sec Cat: Safety	Awd Date: 2021	Anticipated Fed Cat: Safety									
TIP #: Let With:	Future Cost: 0	Estimate Total: 823									
County: Various	Add reflectorized signal backplates to signals on high speed corridors at various locations in the St. Louis District.	\$125,000	Engineering:	0	0	2	19	0	0	0	0
Route: Various	Open Container funds.		R/W:	0	0	0	0	0	0	0	0
Job No.: 6P3478			Construction:	0	0	0	133	0	0	0	0
Length: 0.00	MPO: Y		FFOS:	0	0	0	125	0	0	0	0
Fund Cat: Safety	Fed: 139	State: 15	Local: 0	Payments:	0	0	0	0	0	0	0
Sec Cat: Safety	Awd Date: 2022	Anticipated Fed Cat: Safety									
TIP #: Let With:	Future Cost: 0	Estimate Total: 154									
County: Various	Safety improvements on various locations in the St. Louis District.	\$8,241,000	Engineering:	0	90	200	200	1,283	0	0	0
Route: Various	Open Container funds. Potential Design-Build project.		R/W:	0	0	0	0	55	0	0	0
Job No.: 6P3496			Construction:	0	0	0	0	20,922	0	0	0
Length: 0.00	MPO: Y		FFOS:	0	0	0	0	8,241	0	0	0
Fund Cat: Safety	Fed: 20,475	State: 2,275	Local: 0	Payments:	0	0	0	0	0	0	0
Sec Cat: Safety	Awd Date: 2023	Anticipated Fed Cat: Safety									
TIP #: Let With:	Future Cost: 0	Estimate Total: 22,750									
County: Various	Advanced Traffic Management System (ATMS) maintenance contract throughout St. Louis District.		Engineering:	1	1	0	0	0	0	0	0
Route: Various	Consultant services for upkeep of ATMS software for Traffic Management Center and central signal system.		R/W:	0	0	0	0	0	0	0	0
Job No.: 6Q3171G			Construction:	0	0	0	0	0	0	0	0
Length: 0.00	MPO: Y		FFOS:	0	0	0	0	0	0	0	0
Fund Cat: Flexible & Other	AC-State: 361	State: 90	Local: 0	Payments:	0	450	0	0	0	0	0
Sec Cat: Systems Operations	Awd Date: N/A	Anticipated Fed Cat: STBG									
TIP #: Let With:	Future Cost: 0	Estimate Total: 452									

* Subject to the approval of the Transportation Improvement Program by the governing Metropolitan Planning Organization.

Jun-13-2019

Section 4 - 36

District St. Louis

TMA

Dollars in Thousands



2020-2024 Highway and Bridge Construction Schedule

Transportation Planning

P.O. Box 270
Jefferson City, MO 65102

Construction contingency applied to construction cost in the year the project is awarded.

Three percent project growth factor compounded annually is applied to right-of-way and construction costs in program years 2, 3, 4, and 5.

No inflation is applied to the Funding From Other Sources (FFOS) or Payments.

Engineering includes PE costs, CE costs and R/W incidentals.

Construction contingency applied to construction cost in the year the project is awarded. Three percent project growth factor compounded annually is applied to right-of-way and construction costs in program years 2, 3, 4, and 5. No inflation is applied to the Funding From Other Sources (FFOS) or Payments. Engineering includes PE costs, CE costs and R/W incidentals.							STATE FISCAL YEAR PROJECT BUDGETING						
							Prior Prog.	7/2019- 6/2020	7/2020- 6/2021	7/2021- 6/2022	7/2022- 6/2023	7/2023- 6/2024	
County: Various Route: Various Job No.: 6Q3172B Length: 0.00 MPO: Y Fund Cat: Taking Care Of System Sec Cat: Systems Operations TIP #: Let With:	Emergency response operations and staffing in the St. Louis District. These funds will be transferred to the District Operations budget.						Engineering:	0	1	0	0	0	0
							R/W:	0	0	0	0	0	0
							Construction:	0	0	0	0	0	0
							FFOS:	0	0	0	0	0	0
							Payments:	0	2,618	0	0	0	0
County: Various Route: Various Job No.: 6Q3172C Length: 0.00 MPO: Y Fund Cat: Taking Care Of System Sec Cat: Systems Operations TIP #: Let With:	ITS operations, MoDOT staff, equipment maintenance and Transportation Management Center (TMC) operations at TMC building.						Engineering:	0	1	0	0	0	0
							R/W:	0	0	0	0	0	0
							Construction:	0	0	0	0	0	0
							FFOS:	0	0	0	0	0	0
							Payments:	0	1,042	0	0	0	0
County: Various Route: Various Job No.: 6Q3172D Length: 0.00 MPO: Y Fund Cat: Taking Care Of System Sec Cat: Systems Operations TIP #: Let With:	ITS operations, contract staffing and professional services at the Transportation Management Center building.						Engineering:	0	1	0	0	0	0
							R/W:	0	0	0	0	0	0
							Construction:	0	0	0	0	0	0
							FFOS:	0	0	0	0	0	0
							Payments:	0	3,000	0	0	0	0
County: Various Route: Various Job No.: 6Q3172E Length: 0.00 MPO: Y Fund Cat: Taking Care Of System Sec Cat: Systems Operations TIP #: Let With:	ITS asset management maintenance and operations at various locations in the St. Louis District.						Engineering:	0	100	0	0	0	0
							R/W:	0	0	0	0	0	0
							Construction:	0	1,200	0	0	0	0
							FFOS:	0	0	0	0	0	0
							Payments:	0	0	0	0	0	0
County: Various Route: Various Job No.: 6Q3172F Length: 0.00 MPO: Y Fund Cat: Taking Care Of System Sec Cat: Systems Operations TIP #: Let With:	ITS system preservation, repairs and upgrades throughout the St. Louis District.						Engineering:	0	1	0	0	0	0
							R/W:	0	0	0	0	0	0
							Construction:	0	0	0	0	0	0
							FFOS:	0	0	0	0	0	0
							Payments:	0	1,162	0	0	0	0

* Subject to the approval of the Transportation Improvement Program by the governing Metropolitan Planning Organization.



2020-2024 Highway and Bridge Construction Schedule

Transportation Planning

P.O. Box 270
Jefferson City, MO 65102

Construction contingency applied to construction cost in the year the project is awarded.

Three percent project growth factor compounded annually is applied to right-of-way and construction costs in program years 2, 3, 4, and 5.

No inflation is applied to the Funding From Other Sources (FFOS) or Payments.

Engineering includes PE costs, CE costs and R/W incidentals.

Construction contingency applied to construction cost in the year the project is awarded. Three percent project growth factor compounded annually is applied to right-of-way and construction costs in program years 2, 3, 4, and 5. No inflation is applied to the Funding From Other Sources (FFOS) or Payments. Engineering includes PE costs, CE costs and R/W incidentals.												STATE FISCAL YEAR PROJECT BUDGETING						
												Prior Prog.	7/2019- 6/2020	7/2020- 6/2021	7/2021- 6/2022	7/2022- 6/2023	7/2023- 6/2024	
County: Various	Advanced Traffic Management System (ATMS) maintenance contract throughout St. Louis District. Consultant services for upkeep of ATMS software for Transportation Management Center and central signal system.											Engineering:	0	1	0	0	0	0
Route: Various												R/W:	0	0	0	0	0	0
Job No.: 6Q3172G												Construction:	0	0	0	0	0	0
Length: 0.00	MPO: Y											FFOS:	0	0	0	0	0	
Fund Cat: Taking Care Of System	AC-State: 361 State: 90 Local: 0											Payments:	0	450	0	0	0	
Sec Cat: Systems Operations	Awd Date: N/A	Anticipated Fed Cat: STBG																
TIP #:	Let With:	Future Cost: 0 Estimate Total: 451																
County: Various	Emergency response operations and staffing in the St. Louis District. These funds will be transferred to the District Operations Budget.											Engineering:	0	1	1	0	0	0
Route: Various												R/W:	0	0	0	0	0	0
Job No.: 6Q3173B												Construction:	0	0	0	0	0	0
Length: 0.00	MPO: Y											FFOS:	0	0	0	0	0	0
Fund Cat: Taking Care Of System	AC-State: 2,082 State: 520 Local: 0											Payments:	0	0	2,600	0	0	0
Sec Cat: Systems Operations	Awd Date: N/A	Anticipated Fed Cat: STBG																
TIP #:	Let With:	Future Cost: 0 Estimate Total: 2,602																
County: Various	ITS operations, MoDOT staff, equipment maintenance and Transportation Management Center (TMC) operations at TMC building.											Engineering:	0	1	1	0	0	0
Route: Various												R/W:	0	0	0	0	0	0
Job No.: 6Q3173C												Construction:	0	0	0	0	0	0
Length: 0.00	MPO: Y											FFOS:	0	0	0	0	0	0
Fund Cat: Taking Care Of System	AC-State: 602 State: 150 Local: 0											Payments:	0	0	750	0	0	0
Sec Cat: Systems Operations	Awd Date: N/A	Anticipated Fed Cat: STBG																
TIP #:	Let With:	Future Cost: 0 Estimate Total: 752																
County: Various	ITS operations, contract staffing and professional services at the Transportation Management Center building.											Engineering:	0	1	1	0	0	0
Route: Various												R/W:	0	0	0	0	0	0
Job No.: 6Q3173D												Construction:	0	0	0	0	0	0
Length: 0.00	MPO: Y											FFOS:	0	0	0	0	0	0
Fund Cat: Taking Care Of System	AC-State: 2,482 State: 620 Local: 0											Payments:	0	0	3,100	0	0	0
Sec Cat: Systems Operations	Awd Date: N/A	Anticipated Fed Cat: STBG																
TIP #:	Let With:	Future Cost: 0 Estimate Total: 3,102																
County: Various	ITS asset management maintenance and operations at various locations in the St Louis District.											Engineering:	0	0	100	0	0	0
Route: Various												R/W:	0	0	0	0	0	0
Job No.: 6Q3173E												Construction:	0	0	1,236	0	0	0
Length: 0.00	MPO: Y											FFOS:	0	0	0	0	0	0
Fund Cat: Taking Care Of System	AC-State: 1,069 State: 267 Local: 0											Payments:	0	0	0	0	0	0
Sec Cat: Systems Operations	Awd Date: Fall 20	Anticipated Fed Cat: STBG																
TIP #:	Let With:	Future Cost: 0 Estimate Total: 1,336																

* Subject to the approval of the Transportation Improvement Program by the governing Metropolitan Planning Organization.



2020-2024 Highway and Bridge Construction Schedule

Transportation Planning

P.O. Box 270
Jefferson City, MO 65102

Construction contingency applied to construction cost in the year the project is awarded.

Three percent project growth factor compounded annually is applied to right-of-way and construction costs in program years 2, 3, 4, and 5.

No inflation is applied to the Funding From Other Sources (FFOS) or Payments.

Engineering includes PE costs, CE costs and R/W incidentals.

Construction contingency applied to construction cost in the year the project is awarded. Three percent project growth factor compounded annually is applied to right-of-way and construction costs in program years 2, 3, 4, and 5. No inflation is applied to the Funding From Other Sources (FFOS) or Payments. Engineering includes PE costs, CE costs and R/W incidentals.												STATE FISCAL YEAR PROJECT BUDGETING						
												Prior Prog.	7/2019- 6/2020	7/2020- 6/2021	7/2021- 6/2022	7/2022- 6/2023	7/2023- 6/2024	
County: Various	ITS system preservation, repairs and upgrades throughout the St. Louis District.											Engineering:	0	1	1	0	0	0
Route: Various												R/W:	0	0	0	0	0	0
Job No.: 6Q3173F												Construction:	0	0	0	0	0	0
Length: 0.00	MPO: Y											FFOS:	0	0	0	0	0	0
Fund Cat: Taking Care Of System	AC-State: 802 State: 200 Local: 0											Payments:	0	0	1,000	0	0	0
Sec Cat: Systems Operations	Awd Date: N/A	Anticipated Fed Cat: STBG																
TIP #: Let With:	Future Cost: 0 Estimate Total: 1,002																	
County: Various	Advanced Traffic Management System (ATMS) maintenance contract throughout St. Louis District. Consultant services for upkeep of ATMS software for Transportation Management Center and central signal system.											Engineering:	0	0	1	0	0	0
Route: Various												R/W:	0	0	0	0	0	0
Job No.: 6Q3173G												Construction:	0	0	0	0	0	0
Length: 0.00	MPO: Y											FFOS:	0	0	0	0	0	0
Fund Cat: Taking Care Of System	AC-State: 361 State: 90 Local: 0											Payments:	0	0	450	0	0	0
Sec Cat: Systems Operations	Awd Date: N/A	Anticipated Fed Cat: STBG																
TIP #: Let With:	Future Cost: 0 Estimate Total: 451																	
County: Various	Emergency response operations and staffing in the St. Louis District. These funds will be transferred to the District Operations budget.											Engineering:	0	1	1	1	1	1
Route: Various												R/W:	0	0	0	0	0	0
Job No.: 6Q3174B												Construction:	0	0	0	0	0	0
Length: 0.00	MPO: Y											FFOS:	0	0	0	0	0	0
Fund Cat: Taking Care Of System	AC-State: 2,285 State: 570 Local: 0											Payments:	0	0	0	0	0	2,850
Sec Cat: Systems Operations	Awd Date: N/A	Anticipated Fed Cat: STBG																
TIP #: Let With:	Future Cost: 0 Estimate Total: 2,855																	
County: Various	ITS operations, MoDOT Staff, equipment maintenance and Transportation Management Center (TMC) operations at TMC building.											Engineering:	0	1	1	1	1	1
Route: Various												R/W:	0	0	0	0	0	0
Job No.: 6Q3174C												Construction:	0	0	0	0	0	0
Length: 0.00	MPO: Y											FFOS:	0	0	0	0	0	0
Fund Cat: Taking Care Of System	AC-State: 645 State: 160 Local: 0											Payments:	0	0	0	0	0	800
Sec Cat: Systems Operations	Awd Date: N/A	Anticipated Fed Cat: STBG																
TIP #: Let With:	Future Cost: 0 Estimate Total: 805																	
County: Various	ITS operations, contract staffing and professional services at the Transportation Management Center building.											Engineering:	0	1	1	1	1	1
Route: Various												R/W:	0	0	0	0	0	0
Job No.: 6Q3174D												Construction:	0	0	0	0	0	0
Length: 0.00	MPO: Y											FFOS:	0	0	0	0	0	0
Fund Cat: Taking Care Of System	AC-State: 2,605 State: 650 Local: 0											Payments:	0	0	0	0	0	3,250
Sec Cat: Systems Operations	Awd Date: N/A	Anticipated Fed Cat: STBG																
TIP #: Let With:	Future Cost: 0 Estimate Total: 3,255																	

* Subject to the approval of the Transportation Improvement Program by the governing Metropolitan Planning Organization.



2020-2024 Highway and Bridge Construction Schedule

Transportation Planning

P.O. Box 270
Jefferson City, MO 65102

Construction contingency applied to construction cost in the year the project is awarded.

Three percent project growth factor compounded annually is applied to right-of-way and construction costs in program years 2, 3, 4, and 5.

No inflation is applied to the Funding From Other Sources (FFOS) or Payments.

Engineering includes PE costs, CE costs and R/W incidentals.

						STATE FISCAL YEAR PROJECT BUDGETING					
						Prior Prog.	7/2019- 6/2020	7/2020- 6/2021	7/2021- 6/2022	7/2022- 6/2023	7/2023- 6/2024
County: Various	ITS asset management maintenance and operations at various locations in the St. Louis District.	Route: Various	Job No.: 6Q3174E	Length: 0.00	MPO: Y	Engineering:	0	0	0	0	1
Fund Cat: Taking Care Of System	AC-State: 1,082	State: 270	Local: 0	Sec Cat: Systems Operations	Awd Date: 2024	R/W:	0	0	0	0	0
TIP #: Let With:	Anticipated Fed Cat: STBG	Future Cost: 0	Estimate Total: 1,352	Construction:		0	0	0	0	0	1,351
				FFOS:		0	0	0	0	0	0
				Payments:		0	0	0	0	0	0
County: Various	ITS system preservation, repairs and upgrades throughout the St. Louis District. These funds will be transferred to the District Operations budget.	Route: Various	Job No.: 6Q3174F	Length: 0.00	MPO: Y	Engineering:	0	1	1	1	1
Fund Cat: Taking Care Of System	AC-State: 765	State: 190	Local: 0	Sec Cat: Systems Operations	Awd Date: N/A	R/W:	0	0	0	0	0
TIP #: Let With:	Anticipated Fed Cat: STBG	Future Cost: 0	Estimate Total: 955	Construction:		0	0	0	0	0	0
				FFOS:		0	0	0	0	0	0
				Payments:		0	0	0	0	0	950
County: Various	Advanced Traffic Management System (ATMS) maintenance contract throughout St. Louis District. Consultant services for upkeep of ATMS software for Transportation Management Center and central signal system.	Route: Various	Job No.: 6Q3174G	Length: 0.00	MPO: Y	Engineering:	0	0	0	0	1
Fund Cat: Taking Care Of System	AC-State: 361	State: 90	Local: 0	Sec Cat: Systems Operations	Awd Date: N/A	R/W:	0	0	0	0	0
TIP #: Let With:	Anticipated Fed Cat: STBG	Future Cost: 0	Estimate Total: 451	Construction:		0	0	0	0	0	0
				FFOS:		0	0	0	0	0	0
				Payments:		0	0	0	0	0	450
County: Various	Transportation Management Center facility operations, key MoDOT staff salaries and utility payments for ITS network devices in the St. Louis District.	Route: Various	Job No.: 6Q3227C	Length: 0.00	MPO: Y	Engineering:	0	1	1	1	0
Fund Cat: Taking Care Of System	AC-State: 603	State: 150	Local: 0	Sec Cat: Systems Operations	Awd Date: N/A	R/W:	0	0	0	0	0
TIP #: Let With:	Anticipated Fed Cat: STBG	Future Cost: 0	Estimate Total: 753	Construction:		0	0	0	0	0	0
				FFOS:		0	0	0	0	0	0
				Payments:		0	0	0	750	0	0
County: Various	ITS operations, contract staffing and professional services at the Transportation Management Center building.	Route: Various	Job No.: 6Q3227D	Length: 0.00	MPO: Y	Engineering:	0	1	1	1	0
Fund Cat: Taking Care Of System	AC-State: 2,483	State: 620	Local: 0	Sec Cat: Systems Operations	Awd Date: N/A	R/W:	0	0	0	0	0
TIP #: Let With:	Anticipated Fed Cat: STBG	Future Cost: 0	Estimate Total: 3,103	Construction:		0	0	0	0	0	0
				FFOS:		0	0	0	0	0	0
				Payments:		0	0	0	3,100	0	0

* Subject to the approval of the Transportation Improvement Program by the governing Metropolitan Planning Organization.



2020-2024 Highway and Bridge Construction Schedule

Transportation Planning

P.O. Box 270
Jefferson City, MO 65102

Construction contingency applied to construction cost in the year the project is awarded.

Three percent project growth factor compounded annually is applied to right-of-way and construction costs in program years 2, 3, 4, and 5.

No inflation is applied to the Funding From Other Sources (FFOS) or Payments.

Engineering includes PE costs, CE costs and R/W incidentals.

						STATE FISCAL YEAR PROJECT BUDGETING					
						Prior Prog.	7/2019- 6/2020	7/2020- 6/2021	7/2021- 6/2022	7/2022- 6/2023	7/2023- 6/2024
County: Various	ITS asset management maintenance and operations at various locations in the St. Louis district.	Engineering:	0	0	0	100	0	0	0	0	0
Route: Various		R/W:	0	0	0	0	0	0	0	0	0
Job No.: 6Q3227E		Construction:	0	0	0	1,273	0	0	0	0	0
Length: 0.00	MPO: Y	FFOS:	0	0	0	0	0	0	0	0	0
Fund Cat: Taking Care Of System	AC-State: 1,098 State: 275 Local: 0	Payments:	0	0	0	0	0	0	0	0	0
Sec Cat: Systems Operations	Awd Date: 2022 Anticipated Fed Cat: STBG										
TIP #: Let With:	Future Cost: 0 Estimate Total: 1,373										
County: Various	ITS parts and services in the St. Louis District.	Engineering:	0	1	1	1	0	0	0	0	0
Route: Various		R/W:	0	0	0	0	0	0	0	0	0
Job No.: 6Q3227F		Construction:	0	0	0	0	0	0	0	0	0
Length: 0.00	MPO: Y	FFOS:	0	0	0	0	0	0	0	0	0
Fund Cat: Taking Care Of System	AC-State: 723 State: 180 Local: 0	Payments:	0	0	0	900	0	0	0	0	0
Sec Cat: Systems Operations	Awd Date: N/A Anticipated Fed Cat: STBG										
TIP #: Let With:	Future Cost: 0 Estimate Total: 903										
County: Various	Advanced Traffic Management System (ATMS) maintenance contract throughout St. Louis District. Consultant services for upkeep of ATMS software for Transportation Management Center and central signal system.	Engineering:	0	0	0	1	0	0	0	0	0
Route: Various		R/W:	0	0	0	0	0	0	0	0	0
Job No.: 6Q3227G		Construction:	0	0	0	0	0	0	0	0	0
Length: 0.00	MPO: Y	FFOS:	0	0	0	0	0	0	0	0	0
Fund Cat: Taking Care Of System	AC-State: 361 State: 90 Local: 0	Payments:	0	0	0	450	0	0	0	0	0
Sec Cat: Systems Operations	Awd Date: N/A Anticipated Fed Cat: STBG										
TIP #: Let With:	Future Cost: 0 Estimate Total: 451										
County: Various	Emergency response operations and staffing in the St. Louis District. These funds will be transferred to the District Operations Budget.	Engineering:	0	1	1	1	1	1	1	0	0
Route: Various		R/W:	0	0	0	0	0	0	0	0	0
Job No.: 6Q3386B		Construction:	0	0	0	0	0	0	0	0	0
Length: 0.00	MPO: Y	FFOS:	0	0	0	0	0	0	0	0	0
Fund Cat: Taking Care Of System	AC-State: 2,284 State: 570 Local: 0	Payments:	0	0	0	0	2,850	0	0	0	0
Sec Cat: Systems Operations	Awd Date: N/A Anticipated Fed Cat: STBG										
TIP #: Let With:	Future Cost: 0 Estimate Total: 2,854										
County: Various	Transportation Management Center facility operations, key MoDOT staff salaries and utility payments for ITS network devices in the St. Louis District.	Engineering:	0	1	1	1	1	1	1	0	0
Route: Various		R/W:	0	0	0	0	0	0	0	0	0
Job No.: 6Q3386C		Construction:	0	0	0	0	0	0	0	0	0
Length: 0.00	MPO: Y	FFOS:	0	0	0	0	0	0	0	0	0
Fund Cat: Taking Care Of System	AC-State: 644 State: 160 Local: 0	Payments:	0	0	0	0	800	0	0	0	0
Sec Cat: Systems Operations	Awd Date: N/A Anticipated Fed Cat: STBG										
TIP #: Let With:	Future Cost: 0 Estimate Total: 804										

* Subject to the approval of the Transportation Improvement Program by the governing Metropolitan Planning Organization.



2020-2024 Highway and Bridge Construction Schedule

Transportation Planning

P.O. Box 270
Jefferson City, MO 65102

Construction contingency applied to construction cost in the year the project is awarded.

Three percent project growth factor compounded annually is applied to right-of-way and construction costs in program years 2, 3, 4, and 5.

No inflation is applied to the Funding From Other Sources (FFOS) or Payments.

Engineering includes PE costs, CE costs and R/W incidentals.

Construction contingency applied to construction cost in the year the project is awarded. Three percent project growth factor compounded annually is applied to right-of-way and construction costs in program years 2, 3, 4, and 5. No inflation is applied to the Funding From Other Sources (FFOS) or Payments. Engineering includes PE costs, CE costs and R/W incidentals.										STATE FISCAL YEAR PROJECT BUDGETING					
										Prior Prog.	7/2019- 6/2020	7/2020- 6/2021	7/2021- 6/2022	7/2022- 6/2023	7/2023- 6/2024
County: Various Route: Various Job No.: 6Q3386D Length: 0.00 MPO: Y Fund Cat: Taking Care Of System Sec Cat: Systems Operations TIP #: Let With:	ITS operations, contract staffing and professional services at the Transportation Management Center building. AC-State: 2,604 State: 650 Local: 0 Awd Date: N/A Anticipated Fed Cat: STBG Future Cost: 0 Estimate Total: 3,254					Engineering: 0 R/W: 0 Construction: 0 FFOS: 0 Payments: 0	0 0 0 0 0	1 0 0 0 0	1 0 0 0 0	1 0 0 0 3,250	1 0 0 0 3,250				
County: Various Route: Various Job No.: 6Q3386E Length: 0.00 MPO: Y Fund Cat: Taking Care Of System Sec Cat: Systems Operations TIP #: Let With:	ITS asset management maintenance and operations at various locations in the St. Louis District. AC-State: 1,129 State: 282 Local: 0 Awd Date: 2023 Anticipated Fed Cat: STBG Future Cost: 0 Estimate Total: 1,411					Engineering: 0 R/W: 0 Construction: 0 FFOS: 0 Payments: 0	0 0 0 0 0	0 0 0 0 0	0 0 0 0 0	100 0 1,311 0 0	0 0 0 0 0				
County: Various Route: Various Job No.: 6Q3386F Length: 0.00 MPO: Y Fund Cat: Taking Care Of System Sec Cat: Systems Operations TIP #: Let With:	ITS parts and services in the St. Louis District. AC-State: 764 State: 190 Local: 0 Awd Date: N/A Anticipated Fed Cat: STBG Future Cost: 0 Estimate Total: 954					Engineering: 0 R/W: 0 Construction: 0 FFOS: 0 Payments: 0	0 0 0 0 0	1 0 0 0 0	1 0 0 0 0	1 0 0 0 950	1 0 0 0 950				
County: Various Route: Various Job No.: 6Q3386G Length: 0.00 MPO: Y Fund Cat: Taking Care Of System Sec Cat: Systems Operations TIP #: Let With:	Advanced Traffic Management System (ATMS) maintenance contract throughout St. Louis District. Consultant services for upkeep of ATMS software for Traffic Management Center and central signal system. AC-State: 361 State: 90 Local: 0 Awd Date: N/A Anticipated Fed Cat: STBG Future Cost: 0 Estimate Total: 451					Engineering: 0 R/W: 0 Construction: 0 FFOS: 0 Payments: 0	0 0 0 0 0	0 0 0 0 0	0 0 0 0 0	1 0 0 0 450	0 0 0 0 450				
County: Various Route: Various Job No.: 6Q3467 Length: 0.00 MPO: Y Fund Cat: Taking Care Of System Sec Cat: Systems Operations TIP #: Let With:	ITS asset management improvements to dynamic message signs at various routes across the St. Louis District. AC-State: 716 State: 179 Local: 0 Awd Date: Winter 20 Anticipated Fed Cat: STBG Future Cost: 0 Estimate Total: 895					Engineering: 0 R/W: 0 Construction: 0 FFOS: 0 Payments: 0	0 0 0 0 0	125 0 770 0 0	0 0 0 0 0	0 0 0 0 0	0 0 0 0 0				

* Subject to the approval of the Transportation Improvement Program by the governing Metropolitan Planning Organization.



2020-2024 Highway and Bridge Construction Schedule

Transportation Planning

P.O. Box 270
Jefferson City, MO 65102

Construction contingency applied to construction cost in the year the project is awarded.

Three percent project growth factor compounded annually is applied to right-of-way and construction costs in program years 2, 3, 4, and 5.

No inflation is applied to the Funding From Other Sources (FFOS) or Payments.

Engineering includes PE costs, CE costs and R/W incidentals.

Construction contingency applied to construction cost in the year the project is awarded. Three percent project growth factor compounded annually is applied to right-of-way and construction costs in program years 2, 3, 4, and 5. No inflation is applied to the Funding From Other Sources (FFOS) or Payments. Engineering includes PE costs, CE costs and R/W incidentals.										STATE FISCAL YEAR PROJECT BUDGETING						
										Prior Prog.	7/2019- 6/2020	7/2020- 6/2021	7/2021- 6/2022	7/2022- 6/2023	7/2023- 6/2024	
County: Various	ITS asset management improvements to dynamic message signs at various locations									Engineering:	0	0	1	125	0	0
Route: Various	around the St. Louis District.									R/W:	0	0	0	0	0	0
Job No.: 6Q3468										Construction:	0	0	0	817	0	0
Length: 0.00	MPO: Y								FFOS:	0	0	0	0	0	0	
Fund Cat: Taking Care Of System	AC-State: 755 State: 188 Local: 0									Payments:	0	0	0	0	0	0
Sec Cat: Systems Operations	Awd Date: 2022 Anticipated Fed Cat: STBG															
TIP #: Let With:	Future Cost: 0 Estimate Total: 943															
County: Various	ITS asset management improvements to dynamic message signs at various locations									Engineering:	0	1	125	0	0	0
Route: Various	across the St. Louis District.									R/W:	0	0	0	0	0	0
Job No.: 6Q3469										Construction:	0	0	793	0	0	0
Length: 0.00	MPO: Y								FFOS:	0	0	0	0	0	0	
Fund Cat: Taking Care Of System	AC-State: 735 State: 184 Local: 0									Payments:	0	0	0	0	0	0
Sec Cat: Systems Operations	Awd Date: 2021 Anticipated Fed Cat: STBG															
TIP #: Let With:	Future Cost: 0 Estimate Total: 919															
County: Various	ITS asset management improvements to dynamic message signs at various locations									Engineering:	0	0	0	1	125	0
Route: Various	around the St. Louis District.									R/W:	0	0	0	0	0	0
Job No.: 6Q3470										Construction:	0	0	0	0	841	0
Length: 0.00	MPO: Y								FFOS:	0	0	0	0	0	0	
Fund Cat: Taking Care Of System	AC-State: 774 State: 193 Local: 0									Payments:	0	0	0	0	0	0
Sec Cat: Systems Operations	Awd Date: 2023 Anticipated Fed Cat: STBG															
TIP #: Let With:	Future Cost: 0 Estimate Total: 967															
County: Various	ITS asset management improvements to closed circuit television system cameras along									Engineering:	0	29	0	0	0	0
Route: Various	various routes in the St. Louis District.									R/W:	0	0	0	0	0	0
Job No.: 6Q3472										Construction:	0	746	0	0	0	0
Length: 0.00	MPO: Y								FFOS:	0	0	0	0	0	0	
Fund Cat: Taking Care Of System	AC-State: 621 State: 154 Local: 0									Payments:	0	0	0	0	0	0
Sec Cat: Systems Operations	Awd Date: Winter 20 Anticipated Fed Cat: STBG															
TIP #: Let With:	Future Cost: 0 Estimate Total: 775															
County: Various	ITS asset management improvements to closed circuit television system cameras along									Engineering:	0	1	29	0	0	0
Route: Various	various routes in the St. Louis District.									R/W:	0	0	0	0	0	0
Job No.: 6Q3473										Construction:	0	0	768	0	0	0
Length: 0.00	MPO: Y								FFOS:	0	0	0	0	0	0	
Fund Cat: Taking Care Of System	AC-State: 639 State: 159 Local: 0									Payments:	0	0	0	0	0	0
Sec Cat: Systems Operations	Awd Date: 2021 Anticipated Fed Cat: STBG															
TIP #: Let With:	Future Cost: 0 Estimate Total: 798															

* Subject to the approval of the Transportation Improvement Program by the governing Metropolitan Planning Organization.

Jun-13-2019

Section 4 - 43

District St. Louis

TMA

Dollars in Thousands



2020-2024 Highway and Bridge Construction Schedule

Transportation Planning

P.O. Box 270
Jefferson City, MO 65102

Construction contingency applied to construction cost in the year the project is awarded.

Three percent project growth factor compounded annually is applied to right-of-way and construction costs in program years 2, 3, 4, and 5.

No inflation is applied to the Funding From Other Sources (FFOS) or Payments.

Engineering includes PE costs, CE costs and R/W incidentals.

Construction contingency applied to construction cost in the year the project is awarded. Three percent project growth factor compounded annually is applied to right-of-way and construction costs in program years 2, 3, 4, and 5. No inflation is applied to the Funding From Other Sources (FFOS) or Payments. Engineering includes PE costs, CE costs and R/W incidentals.										STATE FISCAL YEAR PROJECT BUDGETING					
										Prior Prog.	7/2019- 6/2020	7/2020- 6/2021	7/2021- 6/2022	7/2022- 6/2023	7/2023- 6/2024
County: Various Route: Various Job No.: 6Q3474 Length: 0.00 MPO: Y Fund Cat: Taking Care Of System Sec Cat: Systems Operations TIP #: Let With:	ITS asset management improvements to closed circuit television system cameras along various routes in the St. Louis District.					AC-State: 658 State: 163 Local: 0	Engineering: 0 R/W: 0 Construction: 0 FFOS: 0 Payments: 0	0 0 0 0 0	0 0 0 0 0	1 0 0 0 0	29 0 791 0 0	0 0 0 0 0	0 0 0 0 0		
County: Various Route: Various Job No.: 6Q3475 Length: 0.00 MPO: Y Fund Cat: Taking Care Of System Sec Cat: Systems Operations TIP #: Let With:	ITS asset management improvements to closed circuit television system cameras along various routes in the St. Louis District.					AC-State: 677 State: 168 Local: 0	Engineering: 0 R/W: 0 Construction: 0 FFOS: 0 Payments: 0	0 0 0 0 0	0 0 0 0 0	0 0 0 0 0	1 0 0 0 0	29 0 815 0 0	0 0 0 0 0		
County: Various Route: Various Job No.: 6S3445 Length: 0.00 MPO: Y Fund Cat: Taking Care Of System Sec Cat: Systems Operations TIP #: Let With:	Signal optimization at various locations along Rte. A in Jefferson County and Rte. 231, Rte. 61/67, I-70/I-270 interchanges in St. Louis County. \$453,600 Congestion Mitigation and Air Quality funds.					Fed: 454 State: 113 Local: 0	Engineering: 0 R/W: 0 Construction: 0 FFOS: 0 Payments: 0	0 0 0 0 0	0 0 567 454 0	0 0 0 0 0	0 0 0 0 0	0 0 0 0 0	0 0 0 0 0		

* Subject to the approval of the Transportation Improvement Program by the governing Metropolitan Planning Organization.

Jun-13-2019

Section 4 - 44

District St. Louis

TMA

Dollars in Thousands



2020-2024 Highway and Bridge Construction Schedule

Transportation Planning

P.O. Box 270
Jefferson City, MO 65102

Construction contingency applied to construction cost in the year the project is awarded.
Three percent project growth factor compounded annually is applied to right-of-way and construction costs in program years 2, 3, 4, and 5.
No inflation is applied to the Funding From Other Sources (FFOS) or Payments.
Engineering includes PE costs, CE costs and R/W incidentals.

St. Louis TMA Total

STATE FISCAL YEAR PROJECT BUDGETING						
	Prior Prog.	7/2019- 6/2020	7/2020- 6/2021	7/2021- 6/2022	7/2022- 6/2023	7/2023- 6/2024
FFOS:	30	45,995	26,260	35,036	8,241	0
Total R/W:	4,644	24,033	2,511	440	55	0
Total Construction:	0	427,981	232,203	206,120	96,507	33,537
Paybacks:	210,413	34,861	33,846	33,485	33,235	33,235
Sub-Total:	215,057	486,875	268,560	240,045	129,797	66,772
Total Engineering:	35,932	61,377	23,316	18,457	7,494	2,235
Grand Total:	250,989	548,252	291,876	258,502	137,291	69,007

	2020	2021	2022	2023	2024
State	93,024	68,078	59,122	41,578	33,748
AC-State	87,304	65,177	65,177	16,336	26,100
Local	8,724	7,760	26,014	0	0
Sub-total State	189,052	141,015	150,313	57,914	59,848

Federal					
Sub-total Federal	359,200	150,861	108,189	79,377	9,159
Grand Total	548,252	291,876	258,502	137,291	69,007

Project Count: 218

* Subject to the approval of the Transportation Improvement Program by the governing Metropolitan Planning Organization.

Jun-13-2019

Section 4 - 1

District St. Louis

TMA

Dollars in Thousands

District Program Summary

St. Louis

(Dollars in Millions)

Amounts include construction and right of way, excludes engineering.

State Fiscal Year	2020	2021	2022	2023	2024
Statewide Interstate And Major Bridge - Available					
Statewide Interstate And Major Bridge - FFOS	0.000	0.000	17.754	0.000	0.000
Statewide Interstate And Major Bridge - Fund Transfers	19.549	2.000	26.493	0.000	0.000
Statewide Interstate And Major Bridge - Carryover	-141.583	0.000	0.000	0.000	0.000
Award and Completed Project Adjustments	0.000	0.000	0.000	0.000	0.000
Statewide Interstate And Major Bridge - Total Available	-122.034	2.000	44.247	0.000	0.000
Statewide Interstate And Major Bridge - Programmed	19.549	2.060	46.942	0.000	0.000
Safety - Available	8.991	5.571	5.898	5.897	5.898
Safety - FFOS	3.913	0.800	1.825	8.241	0.000
Safety - Fund Transfers	-1.124	-0.256	-5.559	5.559	0.000
Safety - Carryover	0.000	0.000	0.000	0.000	0.000
Award and Completed Project Adjustments	-0.528	0.279	0.322	0.169	0.000
Safety - Total Available	11.252	6.394	2.486	19.866	5.898
Safety - Programmed	11.780	5.939	1.890	20.977	0.000
Taking Care Of System - Available	60.158	60.813	129.557	133.444	137.447
Taking Care Of System - FFOS	30.883	14.735	2.098	0.000	0.000
Taking Care Of System - Fund Transfers	93.916	10.209	-0.158	0.000	0.000
Taking Care Of System - Carryover	-1.487	0.000	0.000	0.000	0.000
Award and Completed Project Adjustments	43.979	-1.708	1.431	2.009	0.000
Taking Care Of System - Total Available	227.449	84.049	132.928	135.453	137.447
Taking Care Of System - Programmed	227.203	126.385	153.193	70.704	42.020
Flexible & Other - Available					
Flexible & Other - FFOS	11.949	10.725	13.200	0.000	0.000
Flexible & Other - Fund Transfers	215.728	120.177	23.625	36.885	24.625
Flexible & Other - Carryover	-114.516	0.000	0.000	0.000	0.000
Award and Completed Project Adjustments	0.000	0.000	0.000	0.000	0.000
Flexible & Other - Total Available	113.161	130.902	36.825	36.885	24.625
Flexible & Other - Programmed	227.677	134.175	37.629	38.115	24.751
Statewide Safety - Available					
Statewide Safety - FFOS	0.000	0.000	0.159	0.000	0.000
Statewide Safety - Fund Transfers	0.666	0.000	0.210	0.000	0.000
Statewide Safety - Carryover	0.000	0.000	0.000	0.000	0.000
Award and Completed Project Adjustments	0.000	0.000	0.000	0.000	0.000
Statewide Safety - Total Available	0.666	0.000	0.369	0.000	0.000
Statewide Safety - Programmed	0.666	0.000	0.391	0.000	0.000
Statewide Major Projects & Emerging Needs - Available					
Statewide Major Projects & Emerging Needs - FFOS	0.000	0.000	0.000	0.000	0.000
Statewide Major Projects & Emerging Needs - Fund Transfers	0.000	0.000	0.000	0.000	0.000
Statewide Major Projects & Emerging Needs - Carryover	0.000	0.000	0.000	0.000	0.000
Award and Completed Project Adjustments	0.000	0.000	0.000	0.000	0.000
Statewide Major Projects & Emerging Needs - Total Available	0.000	0.000	0.000	0.000	0.000
Statewide Major Projects & Emerging Needs - Programmed	0.000	0.000	0.000	0.000	0.000
Statewide Amendment 3 - Available					
Statewide Amendment 3 - FFOS	0.000	0.000	0.000	0.000	0.000
Statewide Amendment 3 - Fund Transfers	0.000	0.000	0.000	0.000	0.000
Statewide Amendment 3 - Carryover	-12.932	0.000	0.000	0.000	0.000
Award and Completed Project Adjustments	0.000	0.000	0.000	0.000	0.000
Statewide Amendment 3 - Total Available	-12.932	0.000	0.000	0.000	0.000
Statewide Amendment 3 - Programmed	0.000	0.000	0.000	0.000	0.000

Note: Three percent inflation compounded annually applied to program years 2021 - 2024

Two percent construction contingency applied to construction.

District Program Summary
St. Louis

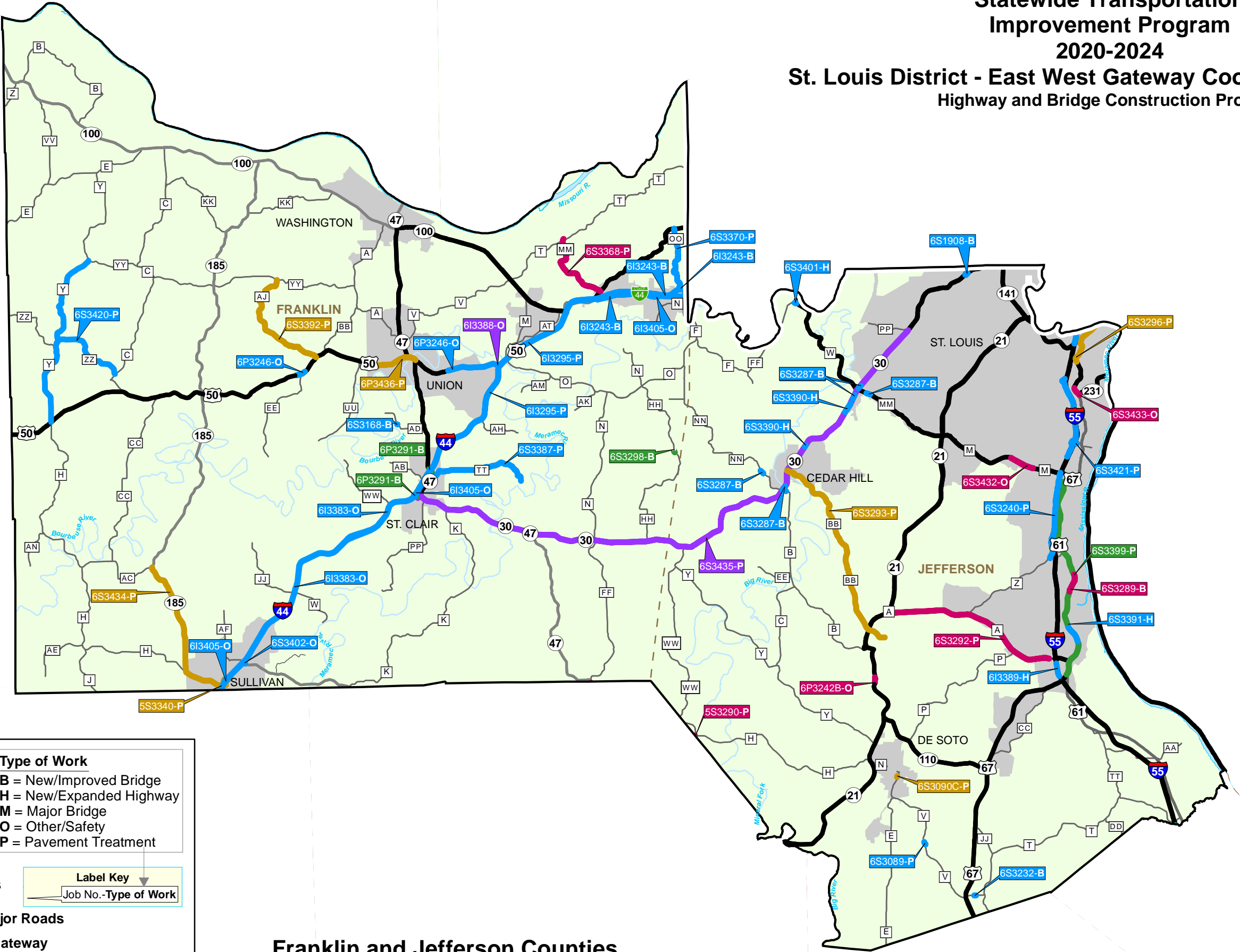
(Dollars in Millions)

Amounts include construction and right of way, excludes engineering.

Total Categorized Funding Available by SFY	217.562	223.345	216.855	192.204	167.970
Total Flexible Funds Available	243.535	49.551	27.649	32.546	-24.385
Adjustments	43.451	-1.429	1.753	2.178	0.000
Carryovers	-270.518				
Total Available by SFY	461.097	272.896	244.504	224.750	143.585
Total Programmed by SFY	486.875	268.559	240.045	129.796	66.771

*Note: Three percent inflation compounded annually applied to program years 2021 - 2024
Two percent construction contingency applied to construction.*

Statewide Transportation
Improvement Program
2020-2024
St. Louis District - East West Gateway Coordinating Council
Highway and Bridge Construction Projects



State Fiscal Year*

2020

2021

2022

2023

2024

Type of Work

B = New/Improved Bridge

H = New/Expanded Highway

M = Major Bridge

O = Other/Safety

P = Pavement Treatment

Urban Areas

Missouri Major Roads

East-West Gateway Council of Governments

Label Key

Job No.-Type of Work

* July 1 - June 30

Note: Some projects overlap. The state fiscal year displayed in these instances will follow the order shown in the legend. Label tag color corresponds to respective state fiscal year.

Franklin and Jefferson Counties

N

W

E

S

MoDOT

Missouri Department of Transportation

1-888-ASK-MODOT

WWW.MODOT.ORG

July 10, 2019

0

2

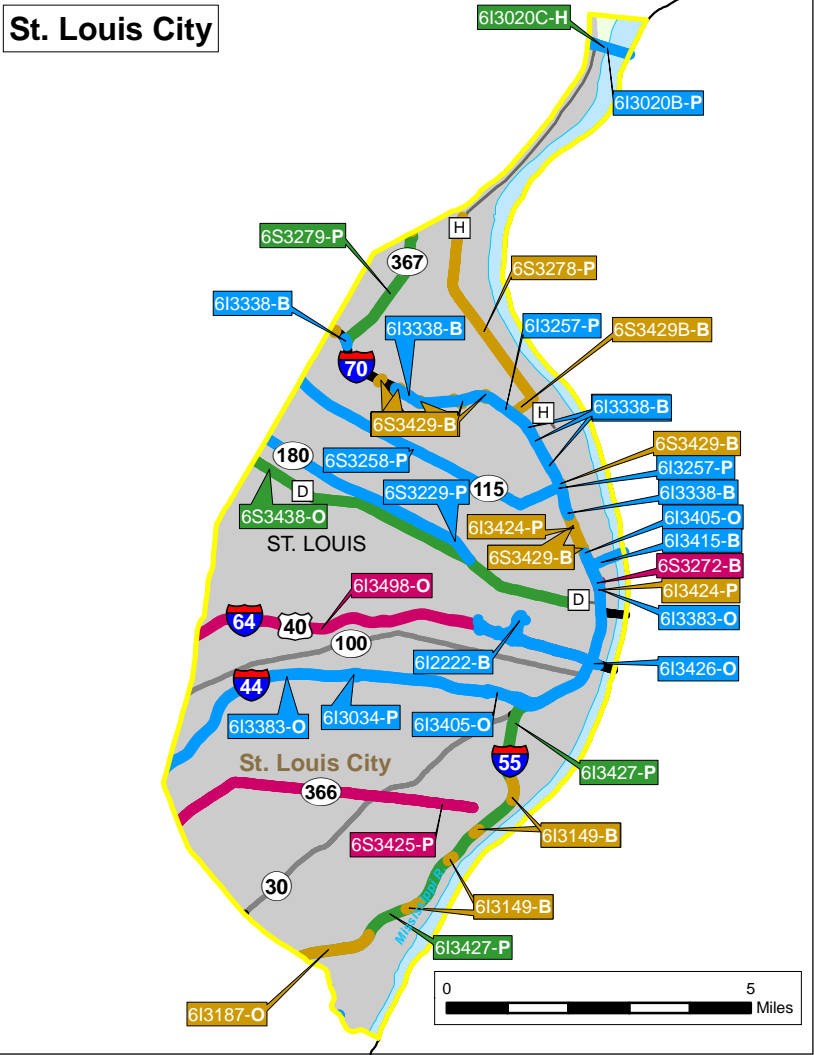
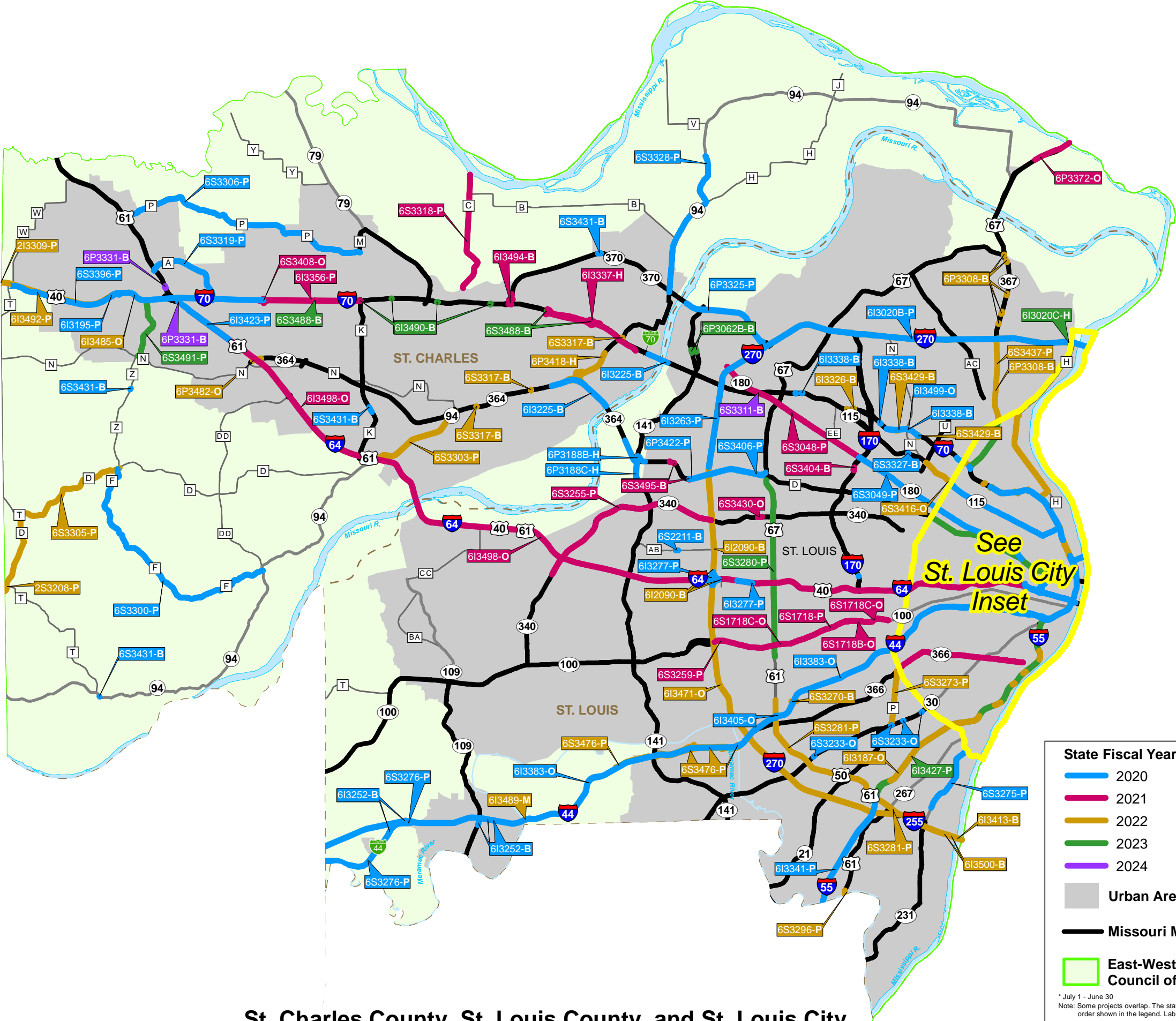
4

6

8

Miles

Statewide Transportation
Improvement Program
2020-2024
St. Louis District
East West Gateway Coordinating Council
Highway and Bridge Construction Projects



State Fiscal Year*

- 2020
- 2021
- 2022
- 2023
- 2024

Type of Work

- B = New/Improved Bridge
- H = New/Expanded Highway
- M = Major Bridge
- O = Other/Safety
- P = Pavement Treatment

Label Key

Job No.-Type of Work

Urban Areas

Missouri Major Roads

East-West Gateway Council of Governments

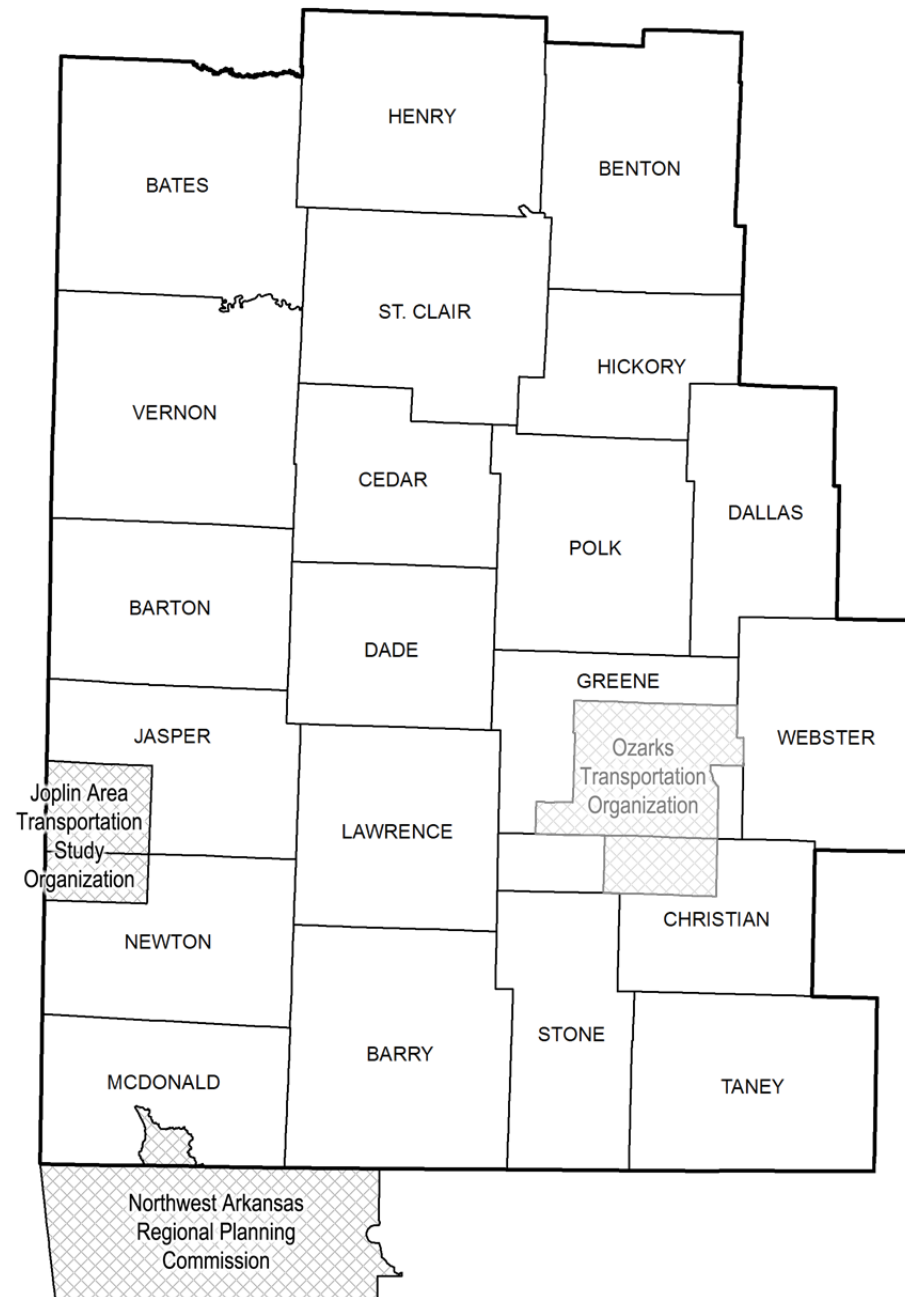
* July 1 - June 30
Note: Some projects overlap. The state fiscal year displayed in these instances will follow the order shown in the legend. Label tag color corresponds to respective state fiscal year.

MoDOT

Missouri Department of Transportation
1-888-ASK-MODOT
WWW.MODOT.ORG
July 10, 2019

0 2 4 6 Miles

St. Charles County, St. Louis County, and St. Louis City



MoDOT's Southwest District

(Note: The following MoDOT projects are located outside the Springfield Metropolitan Planning area boundary.)

Projects in Section 4 shaded in gray represent conditional commitments. If the level of federal funding is reduced, the projects shaded in gray will be delayed to future years.

PROJECT DESCRIPTION KEY

2020-2024 Highway and Bridge Construction Schedule

Construction contingency applied to construction cost in the year the project is awarded.

Three percent project growth factor compounded annually is applied to right-of-way and construction in program years 2, 3, 4, and 5.

No inflation is applied to the Funding From Other Sources (FFOS) or Payments.

Engineering includes PE costs, CE costs, and R/W incidentals.

						STATE FISCAL YEAR PROJECT BUDGETING					
						Prior Prog.	7/2019 6/2020	7/2020 6/2021	7/2021 6/2022	7/2022 6/2023	7/2023 6/2024
County:	XX					Engineering:	99	9	0	0	0
Route:	XX					R/W:	0	0	99	0	0
Job No.:						Construction:	0	0	0	999	0
Length:						FFOS:	0	0	0	99	0
Fund Cat:	MPO:	Fed:	State:	Local:		Payments:	0	99	0	0	0
Sec Cat:	Award Date	Anticipated Fed Cat:									
TIP#:	Let With:	Future Cost:	Estimate Total:								

Anticipated Federal
Funding Category^

Estimated cost range beyond 2024.

Date project is to be awarded to begin
construction (Season and calendar year
for 2019 & 2020. SFY only beyond 2020).

Projects let in combination.

Metropolitan Planning Organization (Y/N).

Project description and location.

County location of project.

Route location of project.

Project number used to track
project costs.

Total length in 1/100 miles.

Primary Funding Category.*

Secondary Funding Category.**

Transportation Improvement Program
number (MPO projects only).

Total project cost estimate.

Federal, Advanced CN-State,
State and Local share of project
costs.

Dollars programmed
in previous STIPs.

Dollars funded
from other
sources.

Dollars for construction,
utilities and
contingency.

Dollars for right-of-way
(land acquisition).

Dollars to be paid back for
accelerating the project or
payments to others.

Dollars for engineering that include
preliminary engineering, construction
engineering and right-of-way incidentals.

*Primary Funding Category:

Take Care of System
Statewide Interstate & Major Bridge
Safety
Statewide Safety
Flexible & Other
Amendment 3

**Secondary Funding Category:

Enhancements
Low Type Resurfacing
N - Ada Trans (ADA Transition Plan)
Preventive Maint (Preventive Maintenance)
Regional
Rehab And Reconst (Rehabilitation and Reconstruction)
Routine Maintenance
Safety
Systems Operations
Thin Lift Overlay
Urban Safety

^Anticipated Federal Funding Category:

CMAQ - Congestion Mitigation and Air Quality.

* Usually 80% Federal & 20% State funds.

Earmark - usually 80% Federal & 20% State funds.

NHFP - National Highway Freight Program.

* Usually 80% Federal & 20% State funds.

NHPP - National Highway Performance Program.

* Usually 80% Federal & 20% State funds.

* Sometimes 90% Federal & 10% State funds.

Safety - usually 90% Federal & 10% State funds.

State - No federal funds, state only funded.

STBG - Surface Transportation Block Grant program.

* Usually 80% Federal & 20% State funds.

(All Costs in Thousands)



2020-2024 Highway and Bridge Construction Schedule

Transportation Planning

P.O. Box 270
Jefferson City, MO 65102

Construction contingency applied to construction cost in the year the project is awarded.

Three percent project growth factor compounded annually is applied to right-of-way and construction costs in program years 2, 3, 4, and 5.

No inflation is applied to the Funding From Other Sources (FFOS) or Payments.

Engineering includes PE costs, CE costs and R/W incidentals.

Construction contingency applied to construction cost in the year the project is awarded. Three percent project growth factor compounded annually is applied to right-of-way and construction costs in program years 2, 3, 4, and 5. No inflation is applied to the Funding From Other Sources (FFOS) or Payments. Engineering includes PE costs, CE costs and R/W incidentals.							STATE FISCAL YEAR PROJECT BUDGETING					
							Prior Prog.	7/2019- 6/2020	7/2020- 6/2021	7/2021- 6/2022	7/2022- 6/2023	7/2023- 6/2024
County: Barry Route: MO 112 Job No.: 7S3404 Length: 64.11 MPO: N Fund Cat: Taking Care Of System												

* Subject to the approval of the Transportation Improvement Program by the governing Metropolitan Planning Organization.

Jun-13-2019

Section 4 - 1

District Southwest

Dollars in Thousands



2020-2024 Highway and Bridge Construction Schedule

Transportation Planning

P.O. Box 270
Jefferson City, MO 65102

Construction contingency applied to construction cost in the year the project is awarded.

Three percent project growth factor compounded annually is applied to right-of-way and construction costs in program years 2, 3, 4, and 5.

No inflation is applied to the Funding From Other Sources (FFOS) or Payments.

Engineering includes PE costs, CE costs and R/W incidentals.

						STATE FISCAL YEAR PROJECT BUDGETING					
						Prior Prog.	7/2019-6/2020	7/2020-6/2021	7/2021-6/2022	7/2022-6/2023	7/2023-6/2024
County:	Barton	Upgrade pedestrian facilities to comply with the ADA Transition Plan at various locations from Jefferson Street to Gallagher Road in Golden City. \$95,000 Statewide Transportation Alternatives funds.				Engineering:	35	187	0	0	0
Route:	MO 37					R/W:	2	0	0	0	0
Job No.:	7P3244					Construction:	0	194	0	0	0
Length:	0.33	MPO:	N			FFOS:	0	95	0	0	0
Fund Cat:	Taking Care Of System	AC-State:	305	State:	76	Local:	0				
Sec Cat:	N- Ada Trans	Awd Date:	Spring 20	Anticipated Fed Cat:	STBG	Payments:	0	0	0	0	0
TIP #:	Let With: 7S3247, 7S3253	Future Cost:	0	Estimate Total:	418						
County:	Barton	Pavement resurfacing from Rte. 160 to I-44.				Engineering:	265	1,367	0	0	0
Route:	IS 49					R/W:	0	0	0	0	0
Job No.:	7I3083					Construction:	0	13,793	0	0	0
Length:	30.96	MPO:	N			FFOS:	0	0	0	0	0
Fund Cat:	Taking Care Of System	Fed:	13,644	State:	1,516	Local:	0				
Sec Cat:	Rehab And Reconst	Awd Date:	Fall 19	Anticipated Fed Cat:	NHPP	Payments:	0	0	0	0	0
TIP #:	Let With:	Future Cost:	0	Estimate Total:	15,425						
County:	Barton	Bridge replacement on the southbound bridge over the North Fork Spring River. Project involves bridge G0577.				Engineering:	5	203	244	0	0
Route:	IS 49					R/W:	0	2	0	0	0
Job No.:	7I3362					Construction:	0	0	1,825	0	0
Length:	0.04	MPO:	N			FFOS:	0	0	0	0	0
Fund Cat:	Taking Care Of System	Fed:	2,047	State:	227	Local:	0				
Sec Cat:	Rehab And Reconst	Awd Date:	2021	Anticipated Fed Cat:	NHFP	Payments:	0	0	0	0	0
TIP #:	Let With:	Future Cost:	0	Estimate Total:	2,279						
County:	Barton	Bridge improvement over East Fork Dry Wood Creek 4.9 miles north of Liberal. Project involves bridge T0926.				Engineering:	0	2	15	36	0
Route:	RT K					R/W:	0	0	0	0	0
Job No.:	7P3107I					Construction:	0	0	0	261	0
Length:	0.03	MPO:	N			FFOS:	0	0	0	0	0
Fund Cat:	Taking Care Of System	Fed:	252	State:	62	Local:	0				
Sec Cat:	Rehab And Reconst	Awd Date:	2022	Anticipated Fed Cat:	NHPP	Payments:	0	0	0	0	0
TIP #:	Let With:	Future Cost:	0	Estimate Total:	314						
County:	Bates	Pavement resurfacing from east of I-49 in Adrian to County Road 1601 in Henry County.				Engineering:	0	2	19	116	0
Route:	MO 18					R/W:	0	0	0	0	0
Job No.:	7S3295					Construction:	0	0	0	1,230	0
Length:	17.81	MPO:	N			FFOS:	0	0	0	0	0
Fund Cat:	Taking Care Of System	AC-State:	1,094	State:	273	Local:	0				
Sec Cat:	Thin Lift Overlay	Awd Date:	2022	Anticipated Fed Cat:	STBG	Payments:	0	0	0	0	0
TIP #:	Let With:	Future Cost:	0	Estimate Total:	1,367						

* Subject to the approval of the Transportation Improvement Program by the governing Metropolitan Planning Organization.

Jun-13-2019

Section 4 - 2

District Southwest

Dollars in Thousands



2020-2024 Highway and Bridge Construction Schedule

Transportation Planning

P.O. Box 270
Jefferson City, MO 65102

Construction contingency applied to construction cost in the year the project is awarded.

Three percent project growth factor compounded annually is applied to right-of-way and construction costs in program years 2, 3, 4, and 5.

No inflation is applied to the Funding From Other Sources (FFOS) or Payments.

Engineering includes PE costs, CE costs and R/W incidentals.

						STATE FISCAL YEAR PROJECT BUDGETING					
						Prior Prog.	7/2019- 6/2020	7/2020- 6/2021	7/2021- 6/2022	7/2022- 6/2023	7/2023- 6/2024
County: Bates	Job Order Contracting for pavement repair from the Cass County line to Rte. 54 in					Engineering:	0	8	0	0	0
Route: IS 49	Vernon County.					R/W:	0	0	0	0	0
Job No.: 013006W						Construction:	0	40	0	0	0
Length: 44.82	MPO: N					FFOS:	0	0	0	0	0
Fund Cat: Statewide Interstate And Major Bridge	AC-State: 43 State: 5 Local: 0					Payments:	0	0	0	0	0
Sec Cat: Preventive Maint	Awd Date: Winter 20 Anticipated Fed Cat: NHPP										
TIP #:	Let With: Future Cost: 0 Estimate Total: 48										
County: Bates	Job Order Contracting for pavement repair from the Cass County line to Rte. 54 in					Engineering:	0	0	8	0	0
Route: IS 49	Vernon County.					R/W:	0	0	0	0	0
Job No.: 013007W						Construction:	0	0	41	0	0
Length: 44.82	MPO: N					FFOS:	0	0	0	0	0
Fund Cat: Statewide Interstate And Major Bridge	AC-State: 44 State: 5 Local: 0					Payments:	0	0	0	0	0
Sec Cat: Preventive Maint	Awd Date: 2021 Anticipated Fed Cat: NHPP										
TIP #:	Let With: Future Cost: 0 Estimate Total: 49										
County: Bates	Bridge rehabilitation on the southbound lanes over the Bates County Drainage Ditch.					Engineering:	417	370	0	0	0
Route: IS 49	Project involves bridge A1143.					R/W:	0	0	0	0	0
Job No.: 713050						Construction:	0	2,680	0	0	0
Length: 0.15	MPO: N					FFOS:	0	0	0	0	0
Fund Cat: Taking Care Of System	Fed: 2,745 State: 305 Local: 0					Payments:	0	0	0	0	0
Sec Cat: Rehab And Reconst	Awd Date: Winter 20 Anticipated Fed Cat: NHFP										
TIP #:	Let With: 713366 Future Cost: 0 Estimate Total: 3,467										
County: Bates	Pavement improvement from Rtes. A and B in Archie to Rtes. A and B in Rich Hill.					Engineering:	0	10	215	1,135	0
Route: IS 49						R/W:	0	0	0	0	0
Job No.: 713258						Construction:	0	0	0	10,930	0
Length: 26.81	MPO: N					FFOS:	0	0	0	0	0
Fund Cat: Taking Care Of System	Fed: 11,061 State: 1,229 Local: 0					Payments:	0	0	0	0	0
Sec Cat: Thin Lift Overlay	Awd Date: 2022 Anticipated Fed Cat: NHPP										
TIP #:	Let With: Future Cost: 0 Estimate Total: 12,290										
County: Bates	Bridge rehabilitation on northbound bridge over the Bates County Drainage Ditch, and					Engineering:	391	569	0	0	0
Route: IS 49	northbound and southbound bridges over the Marais des Cygnes River 2.6 miles north of					R/W:	0	0	0	0	0
Job No.: 713366	Rich Hill. Project involves bridges A1143 (northbound) and A1142 (northbound and					Construction:	0	2,636	0	0	0
Length: 0.72	southbound).					FFOS:	0	0	0	0	0
Fund Cat: Taking Care Of System	Fed: 2,884 State: 321 Local: 0					Payments:	0	0	0	0	0
Sec Cat: Rehab And Reconst	Awd Date: Winter 20 Anticipated Fed Cat: NHFP										
TIP #:	Let With: 713050 Future Cost: 0 Estimate Total: 3,596										

* Subject to the approval of the Transportation Improvement Program by the governing Metropolitan Planning Organization.

Jun-13-2019

Section 4 - 3

District Southwest

Dollars in Thousands



2020-2024 Highway and Bridge Construction Schedule

Transportation Planning

P.O. Box 270
Jefferson City, MO 65102

Construction contingency applied to construction cost in the year the project is awarded.

Three percent project growth factor compounded annually is applied to right-of-way and construction costs in program years 2, 3, 4, and 5.

No inflation is applied to the Funding From Other Sources (FFOS) or Payments.

Engineering includes PE costs, CE costs and R/W incidentals.

Construction contingency applied to construction cost in the year the project is awarded. Three percent project growth factor compounded annually is applied to right-of-way and construction costs in program years 2, 3, 4, and 5. No inflation is applied to the Funding From Other Sources (FFOS) or Payments. Engineering includes PE costs, CE costs and R/W incidentals.											STATE FISCAL YEAR PROJECT BUDGETING					
											Prior Prog.	7/2019- 6/2020	7/2020- 6/2021	7/2021- 6/2022	7/2022- 6/2023	7/2023- 6/2024
County: Bates Route: RT A Job No.: 7S3189K Length: 16.77 MPO: N Fund Cat: Taking Care Of System																

* Subject to the approval of the Transportation Improvement Program by the governing Metropolitan Planning Organization.

Jun-13-2019

Section 4 - 4

District Southwest

Dollars in Thousands



2020-2024 Highway and Bridge Construction Schedule

Transportation Planning

P.O. Box 270
Jefferson City, MO 65102

Construction contingency applied to construction cost in the year the project is awarded.

Three percent project growth factor compounded annually is applied to right-of-way and construction costs in program years 2, 3, 4, and 5.

No inflation is applied to the Funding From Other Sources (FFOS) or Payments.

Engineering includes PE costs, CE costs and R/W incidentals.

Construction contingency applied to construction cost in the year the project is awarded. Three percent project growth factor compounded annually is applied to right-of-way and construction costs in program years 2, 3, 4, and 5. No inflation is applied to the Funding From Other Sources (FFOS) or Payments. Engineering includes PE costs, CE costs and R/W incidentals.											STATE FISCAL YEAR PROJECT BUDGETING					
											Prior Prog.	7/2019- 6/2020	7/2020- 6/2021	7/2021- 6/2022	7/2022- 6/2023	7/2023- 6/2024
County: Bates Route: RT H Job No.: 7S3409 Length: 18.15 MPO: N Fund Cat: Taking Care Of System Sec Cat: Thin Lift Overlay TIP #: Let With: 7S3227, 7S3229, 7S3228	Pavement resurfacing from Loop 49 in Butler to Rte. K near Montrose. \$1,155,000 District Operating Budget.					AC-State: 1,032 State: 259 Local: 0	Engineering: 0 R/W: 0 Construction: 0 FFOS: 0 Payments: 0	136 0 1,155 1,155 0	0 0 0 0 0	0 0 0 0 0	0 0 0 0 0					
County: Bates Route: RT J Job No.: 7S3189M Length: 5.54 MPO: N Fund Cat: Taking Care Of System Sec Cat: Thin Lift Overlay TIP #: Let With:	Pavement resurfacing from the Kansas State line to Rte. F.					AC-State: 357 State: 90 Local: 0	Engineering: 2 R/W: 0 Construction: 0 FFOS: 0 Payments: 0	23 0 0 0 0	31 0 393 0 0	0 0 0 0 0	0 0 0 0 0					
County: Bates Route: RT M Job No.: 7S3261 Length: 0.17 MPO: N Fund Cat: Taking Care Of System Sec Cat: Rehab And Reconst TIP #: Let With: 7P3190D	Bridge rehabilitation over the Osage River. Project involves bridge A4829.					Fed: 1,719 State: 430 Local: 0	Engineering: 30 R/W: 0 Construction: 0 FFOS: 0 Payments: 0	195 0 0 0 0	231 0 1,723 0 0	0 0 0 0 0	0 0 0 0 0					
County: Bates Route: Various Job No.: 7P3370B Length: 0.00 MPO: N Fund Cat: Taking Care Of System Sec Cat: N- Ada Trans TIP #: Let With:	Upgrade pedestrian facilities to comply with the ADA Transition Plan at various locations in Bates County. \$711,000 Statewide Transportation Alternatives funds.					AC-State: 1,127 State: 282 Local: 0	Engineering: 0 R/W: 0 Construction: 0 FFOS: 0 Payments: 0	170 20 0 0 0	211 0 1,008 711 0	0 0 0 0 0	0 0 0 0 0					
County: Bates Route: RT Y Job No.: 7S3189N Length: 4.64 MPO: N Fund Cat: Taking Care Of System Sec Cat: Thin Lift Overlay TIP #: Let With:	Pavement resurfacing from Rte. 18 in Merwin to Rte. J in Amsterdam.					AC-State: 314 State: 78 Local: 0	Engineering: 2 R/W: 0 Construction: 0 FFOS: 0 Payments: 0	20 0 0 0 0	27 0 345 0 0	0 0 0 0 0	0 0 0 0 0					

* Subject to the approval of the Transportation Improvement Program by the governing Metropolitan Planning Organization.

Jun-13-2019

Section 4 - 5

District Southwest

Dollars in Thousands



2020-2024 Highway and Bridge Construction Schedule

Transportation Planning

P.O. Box 270
Jefferson City, MO 65102

Construction contingency applied to construction cost in the year the project is awarded.

Three percent project growth factor compounded annually is applied to right-of-way and construction costs in program years 2, 3, 4, and 5.

No inflation is applied to the Funding From Other Sources (FFOS) or Payments.

Engineering includes PE costs, CE costs and R/W incidentals.

Construction contingency applied to construction cost in the year the project is awarded. Three percent project growth factor compounded annually is applied to right-of-way and construction costs in program years 2, 3, 4, and 5. No inflation is applied to the Funding From Other Sources (FFOS) or Payments. Engineering includes PE costs, CE costs and R/W incidentals.							STATE FISCAL YEAR PROJECT BUDGETING					
							Prior Prog.	7/2019- 6/2020	7/2020- 6/2021	7/2021- 6/2022	7/2022- 6/2023	7/2023- 6/2024
County: Benton Route: US 65 Job No.: 7P3211 Length: 16.37 MPO: N Fund Cat: Taking Care Of System Sec Cat: Thin Lift Overlay Awd Date: Fall 19 Anticipated Fed Cat: NHPP TIP #: Let With: Future Cost: 0 Estimate Total: 3,422	Pavement resurfacing from south of Rte. 52 to the Osage River in Warsaw.						Engineering: 48 R/W: 0 Construction: 0 FFOS: 0 Payments: 0	255 0 3,119 0 0	0 0 0 0 0	0 0 0 0 0	0 0 0 0 0	
County: Benton Route: US 65 Job No.: 7P3212 Length: 4.05 MPO: N Fund Cat: Taking Care Of System Sec Cat: Thin Lift Overlay Awd Date: 2023 Anticipated Fed Cat: NHPP TIP #: Let With: Future Cost: 0 Estimate Total: 1,312	Pavement improvements from the Osage River in Warsaw to 0.4 mile south of Rte. MM.						Engineering: 3 R/W: 0 Construction: 0 FFOS: 0 Payments: 0	1 0 0 0 0	1 0 0 0 0	18 0 0 0 0	108 0 1,181 0 0	
County: Benton Route: MO 7 Job No.: 7P3299 Length: 2.92 MPO: N Fund Cat: Taking Care Of System Sec Cat: Preventive Maint Awd Date: Winter 20 Anticipated Fed Cat: NHPP TIP #: Let With: 7S3359, 7P3360 Future Cost: 0 Estimate Total: 768	Install bridge water collection systems at various locations in Benton, Cedar, Dade, Henry and St. Clair counties. Project involves bridges A3464, A3689, A2063, A2084, A2085, A5385, A3648, A3813 and A5850.						Engineering: 0 R/W: 0 Construction: 0 FFOS: 0 Payments: 0	109 0 659 0 0	0 0 0 0 0	0 0 0 0 0	0 0 0 0 0	
County: Benton Route: MO 7 Job No.: 7P3360 Length: 0.40 MPO: N Fund Cat: Taking Care Of System Sec Cat: Preventive Maint Awd Date: Winter 20 Anticipated Fed Cat: NHPP TIP #: Let With: 7S3359, 7P3299 Future Cost: 0 Estimate Total: 118	Bridge rehabilitation over Truman Lake. Project involves bridge A3465.						Engineering: 45 R/W: 0 Construction: 0 FFOS: 0 Payments: 0	14 0 59 0 0	0 0 0 0 0	0 0 0 0 0	0 0 0 0 0	
County: Benton Route: MO 83 Job No.: 7P3107H Length: 0.12 MPO: N Fund Cat: Taking Care Of System Sec Cat: Rehab And Reconst Awd Date: 2021 Anticipated Fed Cat: NHPP TIP #: Let With: Future Cost: 0 Estimate Total: 1,824	Bridge rehabilitation over Rte. 65 0.3 mile south of Warsaw and on Rte. H over Cole Camp Creek 8 miles east of Lincoln. Project involves bridges A3022 and A2400.						Engineering: 0 R/W: 0 Construction: 0 FFOS: 0 Payments: 0	105 0 0 0 0	211 0 1,508 0 0	0 0 0 0 0	0 0 0 0 0	

* Subject to the approval of the Transportation Improvement Program by the governing Metropolitan Planning Organization.

Jun-13-2019

Section 4 - 6

District Southwest

Dollars in Thousands



2020-2024 Highway and Bridge Construction Schedule

Transportation Planning

P.O. Box 270
Jefferson City, MO 65102

Construction contingency applied to construction cost in the year the project is awarded.

Three percent project growth factor compounded annually is applied to right-of-way and construction costs in program years 2, 3, 4, and 5.

No inflation is applied to the Funding From Other Sources (FFOS) or Payments.

Engineering includes PE costs, CE costs and R/W incidentals.

Construction contingency applied to construction cost in the year the project is awarded. Three percent project growth factor compounded annually is applied to right-of-way and construction costs in program years 2, 3, 4, and 5. No inflation is applied to the Funding From Other Sources (FFOS) or Payments. Engineering includes PE costs, CE costs and R/W incidentals.												STATE FISCAL YEAR PROJECT BUDGETING					
												Prior Prog.	7/2019- 6/2020	7/2020- 6/2021	7/2021- 6/2022	7/2022- 6/2023	7/2023- 6/2024
County: Benton Route: MO 83 Job No.: 7P3107K Length: 0.17 MPO: N Fund Cat: Taking Care Of System Sec Cat: Rehab And Reconst Awd Date: 2021 Anticipated Fed Cat: NHPP TIP #: Let With: Future Cost: 0 Estimate Total: 2,876	Bridge rehabilitation over Truman Reservoir. Project involves bridge A3690.					Engineering:	0	232	236	0	0	0					
							R/W:	0	0	0	0	0	0				
							Construction:	0	0	2,408	0	0	0				
							FFOS:	0	0	0	0	0	0				
							Payments:	0	0	0	0	0	0				
County: Benton Route: RT B Job No.: 7S3403 Length: 0.04 MPO: N Fund Cat: Taking Care Of System Sec Cat: N- Ada Trans Awd Date: Spring 20 Anticipated Fed Cat: STBG TIP #: Let With: 3S3106 Future Cost: 0 Estimate Total: 84	Upgrade pedestrian facilities to comply with the ADA Transition Plan from Jefferson Street to north of Valley Street in Cole Camp.					Engineering:	0	24	0	0	0	0					
							R/W:	0	2	0	0	0	0				
							Construction:	0	58	0	0	0	0				
							FFOS:	0	0	0	0	0	0				
							Payments:	0	0	0	0	0	0				
County: Benton Route: RT B Job No.: 7S3408 Length: 15.96 MPO: N Fund Cat: Taking Care Of System Sec Cat: Thin Lift Overlay Awd Date: Fall 19 Anticipated Fed Cat: STBG TIP #: Let With: 7S3232, 7S3230 Future Cost: 0 Estimate Total: 1,148	Pavement resurfacing from Rte. 52 in Cole Camp to the end of state maintenance. \$1,027,000 District Operating Budget.					Engineering:	0	121	0	0	0	0					
							R/W:	0	0	0	0	0	0				
							Construction:	0	1,027	0	0	0	0				
							FFOS:	0	1,027	0	0	0	0				
							Payments:	0	0	0	0	0	0				
County: Benton Route: RT BB Job No.: 7S3230 Length: 8.77 MPO: N Fund Cat: Taking Care Of System Sec Cat: Thin Lift Overlay Awd Date: Fall 19 Anticipated Fed Cat: STBG TIP #: Let With: 7S3408, 7S3232 Future Cost: 0 Estimate Total: 807	Pavement resurfacing and chevron signing from Rte. 65 to end of route.					Engineering:	12	73	0	0	0	0					
							R/W:	0	0	0	0	0	0				
							Construction:	0	722	0	0	0	0				
							FFOS:	0	0	0	0	0	0				
							Payments:	0	0	0	0	0	0				
County: Benton Route: RT H Job No.: 7S3298 Length: 14.39 MPO: N Fund Cat: Taking Care Of System Sec Cat: Thin Lift Overlay Awd Date: 2022 Anticipated Fed Cat: STBG TIP #: Let With: Future Cost: 0 Estimate Total: 935	Pavement resurfacing from Rte. 65 near Lincoln to Rte. B.					Engineering:	0	2	10	74	0	0					
							R/W:	0	0	0	0	0	0				
							Construction:	0	0	0	849	0	0				
							FFOS:	0	0	0	0	0	0				
							Payments:	0	0	0	0	0	0				

* Subject to the approval of the Transportation Improvement Program by the governing Metropolitan Planning Organization.

Jun-13-2019

Section 4 - 7

District Southwest

Dollars in Thousands



2020-2024 Highway and Bridge Construction Schedule

Transportation Planning

P.O. Box 270
Jefferson City, MO 65102

Construction contingency applied to construction cost in the year the project is awarded.

Three percent project growth factor compounded annually is applied to right-of-way and construction costs in program years 2, 3, 4, and 5.

No inflation is applied to the Funding From Other Sources (FFOS) or Payments.

Engineering includes PE costs, CE costs and R/W incidentals.

Construction contingency applied to construction cost in the year the project is awarded. Three percent project growth factor compounded annually is applied to right-of-way and construction costs in program years 2, 3, 4, and 5. No inflation is applied to the Funding From Other Sources (FFOS) or Payments. Engineering includes PE costs, CE costs and R/W incidentals.										STATE FISCAL YEAR PROJECT BUDGETING							
										Prior Prog.	7/2019- 6/2020	7/2020- 6/2021	7/2021- 6/2022	7/2022- 6/2023	7/2023- 6/2024		
County: Benton	Pavement resurfacing from beginning of state maintenance to Rte. 7.									Engineering:	90	68	0	0	0	0	
Route: RT M										R/W:	0	0	0	0	0	0	
Job No.: 7S3232										Construction:	0	672	0	0	0	0	
Length: 10.22	MPO: N										FFOS:	0	0	0	0	0	0
Fund Cat: Taking Care Of System	AC-State: 593 State: 147 Local: 0									Payments:	0	0	0	0	0	0	
Sec Cat: Thin Lift Overlay	Awd Date: Fall 19	Anticipated Fed Cat: STBG															
TIP #: Let With: 7S3408, 7S3230	Future Cost: 0 Estimate Total: 830																
County: Benton	Bridge rehabilitation over Rte 65 in Warsaw; on Rte 82 over Hogles Creek 1.8 miles west of Rte 83; and repair culverts on Rte H over Brickley Hollow 1.9 miles south of Rte W and Rte MM over White Branch near Warsaw. Involves bridges A1832, A3020 and culverts P0723, N023									Engineering:	32	94	0	0	0	0	
Route: CST MAIN ST										R/W:	0	0	0	0	0	0	
Job No.: 7S3369										Construction:	0	496	0	0	0	0	
Length: 0.12	MPO: N										FFOS:	0	0	0	0	0	0
Fund Cat: Taking Care Of System	Fed: 0 State: 590 Local: 0									Payments:	0	0	0	0	0	0	
Sec Cat: Rehab And Reconst	Awd Date: Fall 19	Anticipated Fed Cat: State															
TIP #: Let With:	Future Cost: 0 Estimate Total: 622																
County: Cedar	Pavement resurfacing from Rte. 32 west of Fair Play to Rte. 160.									Engineering:	2	19	109	0	0	0	
Route: MO 245										R/W:	0	0	0	0	0	0	
Job No.: 7S3301										Construction:	0	0	1,134	0	0	0	
Length: 16.83	MPO: N										FFOS:	0	0	0	0	0	0
Fund Cat: Taking Care Of System	AC-State: 1,010 State: 252 Local: 0									Payments:	0	0	0	0	0	0	
Sec Cat: Thin Lift Overlay	Awd Date: 2021	Anticipated Fed Cat: STBG															
TIP #: Let With:	Future Cost: 0 Estimate Total: 1,264																
County: Cedar	Pavement resurfacing from Rte. 54 in Cedar County to Rte. 83 in Benton County.									Engineering:	80	364	0	0	0	0	
Route: MO 82										R/W:	0	0	0	0	0	0	
Job No.: 7P3214										Construction:	0	3,882	0	0	0	0	
Length: 38.75	MPO: N										FFOS:	0	0	0	0	0	0
Fund Cat: Taking Care Of System	Fed: 3,398 State: 848 Local: 0									Payments:	0	0	0	0	0	0	
Sec Cat: Thin Lift Overlay	Awd Date: Summer 19	Anticipated Fed Cat: STBG															
TIP #: Let With: 7S3221, 7S3180, 7S3241	Future Cost: 0 Estimate Total: 4,326																
County: Cedar	Upgrade pedestrian facilities to comply with the ADA Transition Plan at various locations from McCrary Street to Rte. 54 in El Dorado Springs. \$90,000 Statewide Transportation Alternatives funds.									Engineering:	110	98	0	0	0	0	
Route: MO 82										R/W:	0	2	0	0	0	0	
Job No.: 7P3246										Construction:	0	113	0	0	0	0	
Length: 1.35	MPO: N										FFOS:	0	90	0	0	0	0
Fund Cat: Taking Care Of System	Fed: 171 State: 42 Local: 0									Payments:	0	0	0	0	0	0	
Sec Cat: N- Ada Trans	Awd Date: Spring 20	Anticipated Fed Cat: STBG															
TIP #: Let With: 7S3182	Future Cost: 0 Estimate Total: 323																

* Subject to the approval of the Transportation Improvement Program by the governing Metropolitan Planning Organization.



2020-2024 Highway and Bridge Construction Schedule

Transportation Planning

P.O. Box 270
Jefferson City, MO 65102

Construction contingency applied to construction cost in the year the project is awarded.

Three percent project growth factor compounded annually is applied to right-of-way and construction costs in program years 2, 3, 4, and 5.

No inflation is applied to the Funding From Other Sources (FFOS) or Payments.

Engineering includes PE costs, CE costs and R/W incidentals.

						STATE FISCAL YEAR PROJECT BUDGETING					
						Prior Prog.	7/2019- 6/2020	7/2020- 6/2021	7/2021- 6/2022	7/2022- 6/2023	7/2023- 6/2024
County:	Christian	Pavement resurfacing and safety improvements from 0.4 mile north of Rte. EE in Christian County to 0.8 mile north of Rte. 465 in Taney County. \$1,853,000 Open Container funds.				Engineering:	530	1,400	667	0	0
Route:	US 65					R/W:	0	100	0	0	0
Job No.:	7P3210					Construction:	0	0	10,527	0	0
Length:	16.18	MPO:	N			FFOS:	0	0	1,853	0	0
Fund Cat:	Taking Care Of System	Fed:	10,156	State:	2,538	Local:	0				
Sec Cat:	Thin Lift Overlay	Awd Date:	Fall 20	Anticipated Fed Cat:	NHPP	Payments:	0	0	0	0	0
TIP #:	Let With:	Future Cost:	0	Estimate Total:	13,224						
County:	Christian	Pavement resurfacing from 1 mile south of Rte. F to 0.4 mile north of Rte. EE.				Engineering:	2	18	110	0	0
Route:	US 65					R/W:	0	0	0	0	0
Job No.:	7P3235					Construction:	0	0	1,132	0	0
Length:	2.81	MPO:	N			FFOS:	0	0	0	0	0
Fund Cat:	Taking Care Of System	Fed:	1,008	State:	252	Local:	0				
Sec Cat:	Thin Lift Overlay	Awd Date:	Fall 20	Anticipated Fed Cat:	NHPP	Payments:	0	0	0	0	0
TIP #:	Let With: 8P3116	Future Cost:	0	Estimate Total:	1,262						
County:	Christian	High friction surface treatment on curves at Saddlebrooke.				Engineering:	23	2	36	0	0
Route:	US 65					R/W:	0	0	0	0	0
Job No.:	7P3352					Construction:	0	0	255	0	0
Length:	0.53	MPO:	N			FFOS:	0	0	0	0	0
Fund Cat:	Taking Care Of System	AC-State:	235	State:	58	Local:	0				
Sec Cat:	Low Type Resurfacing	Awd Date:	Fall 20	Anticipated Fed Cat:	NHPP	Payments:	0	0	0	0	0
TIP #:	Let With:	Future Cost:	0	Estimate Total:	316						
County:	Dade	Bridge rehabilitation over Stockton Lake. Project involves bridge A2931.				Engineering:	80	170	0	0	0
Route:	US 160					R/W:	0	0	0	0	0
Job No.:	7P2228C					Construction:	0	1,160	0	0	0
Length:	0.10	MPO:	N			FFOS:	0	0	0	0	0
Fund Cat:	Taking Care Of System	Fed:	1,064	State:	266	Local:	0				
Sec Cat:	Rehab And Reconst	Awd Date:	Spring 20	Anticipated Fed Cat:	NHPP	Payments:	0	0	0	0	0
TIP #:	Let With: 7P3195	Future Cost:	0	Estimate Total:	1,410						
County:	Dade	Bridge rehabilitation over Stockton Lake. Project involves bridge A2932.				Engineering:	184	104	0	0	0
Route:	US 160					R/W:	0	0	0	0	0
Job No.:	7P3195					Construction:	0	783	0	0	0
Length:	0.07	MPO:	N			FFOS:	0	0	0	0	0
Fund Cat:	Taking Care Of System	Fed:	710	State:	177	Local:	0				
Sec Cat:	Rehab And Reconst	Awd Date:	Spring 20	Anticipated Fed Cat:	NHPP	Payments:	0	0	0	0	0
TIP #:	Let With: 7P2228C	Future Cost:	0	Estimate Total:	1,071						

* Subject to the approval of the Transportation Improvement Program by the governing Metropolitan Planning Organization.

Jun-13-2019

Section 4 - 9

District Southwest

Dollars in Thousands



2020-2024 Highway and Bridge Construction Schedule

Transportation Planning

P.O. Box 270
Jefferson City, MO 65102

Construction contingency applied to construction cost in the year the project is awarded.

Three percent project growth factor compounded annually is applied to right-of-way and construction costs in program years 2, 3, 4, and 5.

No inflation is applied to the Funding From Other Sources (FFOS) or Payments.

Engineering includes PE costs, CE costs and R/W incidentals.

Construction contingency applied to construction cost in the year the project is awarded. Three percent project growth factor compounded annually is applied to right-of-way and construction costs in program years 2, 3, 4, and 5. No inflation is applied to the Funding From Other Sources (FFOS) or Payments. Engineering includes PE costs, CE costs and R/W incidentals.										STATE FISCAL YEAR PROJECT BUDGETING					
										Prior Prog.	7/2019- 6/2020	7/2020- 6/2021	7/2021- 6/2022	7/2022- 6/2023	7/2023- 6/2024
County: Dade Route: MO 215 Job No.: 7S3267 Length: 9.65 MPO: N Fund Cat: Taking Care Of System Sec Cat: Thin Lift Overlay Awd Date: Fall 19 TIP #: Let With: 7S3220, 7S3222	Pavement resurfacing from Rte. Y in Dade County to Rte. 123 in Polk County.				AC-State: 634 State: 159 Local: 0	Engineering: 12 R/W: 0 Construction: 0 FFOS: 0 Payments: 0	81 0 712 0 0	0 0 0 0 0	0 0 0 0 0	0 0 0 0 0					
County: Dade Route: MO 39 Job No.: 7P3107J Length: 0.07 MPO: N Fund Cat: Taking Care Of System Sec Cat: Rehab And Reconst Awd Date: 2021 TIP #: Let With:	Bridge rehabilitation over Stockton Lake 4.3 miles north of Greenfield. Project involves bridge A2930.				Fed: 775 State: 193 Local: 0	Engineering: 0 R/W: 0 Construction: 0 FFOS: 0 Payments: 0	59 0 0 0 0	109 0 800 0 0	0 0 0 0 0	0 0 0 0 0					
County: Dade Route: RT H Job No.: 7S3222 Length: 9.20 MPO: N Fund Cat: Taking Care Of System Sec Cat: Thin Lift Overlay Awd Date: Fall 19 TIP #: Let With: 7S3220, 7S3267	Pavement resurfacing from Rte. Y to Rte. 160.				AC-State: 608 State: 152 Local: 0	Engineering: 11 R/W: 0 Construction: 0 FFOS: 0 Payments: 0	80 0 680 0 0	0 0 0 0 0	0 0 0 0 0	0 0 0 0 0					
County: Greene Route: MO 125 Job No.: 7S3402 Length: 98.03 MPO: N Fund Cat: Taking Care Of System Sec Cat: Preventive Maint Awd Date: Winter 20 TIP #: Let With: 8S3176	Pavement preservation treatment at various locations in the rural Southwest District.				AC-State: 1,966 State: 492 Local: 0	Engineering: 0 R/W: 0 Construction: 0 FFOS: 0 Payments: 0	220 0 2,238 0 0	0 0 0 0 0	0 0 0 0 0	0 0 0 0 0					
County: Greene Route: US 160 Job No.: 7S3367D Length: 0.27 MPO: N Fund Cat: Taking Care Of System Sec Cat: N- Ada Trans Awd Date: 2022 TIP #: Let With:	Upgrade pedestrian facilities to comply with the ADA Transition Plan on Rte. 160 from Chandler Avenue to Rtes. F and V and on Rte. V from north of College Street to Rte. 160 in Ash Grove.				AC-State: 250 State: 63 Local: 0	Engineering: 0 R/W: 0 Construction: 0 FFOS: 0 Payments: 0	18 9 0 0 0	15 0 0 0 0	46 0 225 0 0	0 0 0 0 0					

* Subject to the approval of the Transportation Improvement Program by the governing Metropolitan Planning Organization.

Jun-13-2019

Section 4 - 10

District Southwest

Dollars in Thousands



2020-2024 Highway and Bridge Construction Schedule

Transportation Planning

P.O. Box 270
Jefferson City, MO 65102

Construction contingency applied to construction cost in the year the project is awarded.

Three percent project growth factor compounded annually is applied to right-of-way and construction costs in program years 2, 3, 4, and 5.

No inflation is applied to the Funding From Other Sources (FFOS) or Payments.

Engineering includes PE costs, CE costs and R/W incidentals.

Construction contingency applied to construction cost in the year the project is awarded. Three percent project growth factor compounded annually is applied to right-of-way and construction costs in program years 2, 3, 4, and 5. No inflation is applied to the Funding From Other Sources (FFOS) or Payments. Engineering includes PE costs, CE costs and R/W incidentals.													STATE FISCAL YEAR PROJECT BUDGETING						
													Prior Prog.	7/2019-	7/2020-	7/2021-	7/2022-	7/2023-	
														6/2020	6/2021	6/2022	6/2023	6/2024	
County: Greene	Bridge replacement over Pickerel Branch 1.3 miles east of Plano. Project involves bridge												Engineering:	2	248	128	0	0	0
Route: MO 266	K0162.												R/W:	0	2	0	0	0	0
Job No.: 7P3190G													Construction:	0	0	949	0	0	0
Length: 0.04	MPO: N												FFOS:	0	0	0	0	0	0
Fund Cat: Taking Care Of System	Fed: 1,063 State: 264 Local: 0												Payments:	0	0	0	0	0	0
Sec Cat: Rehab And Reconst	Awd Date: 2021 Anticipated Fed Cat: NHPP																		
TIP #:	Let With: Future Cost: 0 Estimate Total: 1,329																		
County: Greene	Pavement resurfacing and ramp lengthening from 1.2 miles east of Rtes. Z and O in												Engineering:	440	587	0	0	0	0
Route: IS 44	Halltown to Rte. 360.												R/W:	0	0	0	0	0	0
Job No.: 7I3201													Construction:	0	5,963	0	0	0	0
Length: 9.23	MPO: N												FFOS:	0	0	0	0	0	0
Fund Cat: Taking Care Of System	Fed: 5,895 State: 655 Local: 0												Payments:	0	0	0	0	0	0
Sec Cat: Thin Lift Overlay	Awd Date: Fall 19 Anticipated Fed Cat: NHPP																		
TIP #:	Let With: 8I3120 Future Cost: 0 Estimate Total: 6,990																		
County: Greene	Pavement resurfacing from 0.5 mile east of Rte. 125 to 0.2 mile west of Rte. VV in												Engineering:	4	2	15	115	0	0
Route: US 60	Rogersville.												R/W:	0	0	0	0	0	0
Job No.: 7P3271													Construction:	0	0	0	1,224	0	0
Length: 2.90	MPO: N												FFOS:	0	0	0	0	0	0
Fund Cat: Taking Care Of System	Fed: 1,085 State: 271 Local: 0												Payments:	0	0	0	0	0	0
Sec Cat: Thin Lift Overlay	Awd Date: 2022 Anticipated Fed Cat: NHPP																		
TIP #:	Let With: 8P3122B Future Cost: 0 Estimate Total: 1,360																		
County: Greene	Pavement improvements from Pomme de Terre River to Rte. KK.												Engineering:	6	1	1	1	4	175
Route: US 65													R/W:	0	0	0	0	0	0
Job No.: 7P2212D													Construction:	0	0	0	0	0	2,846
Length: 5.19	MPO: N												FFOS:	0	0	0	0	0	0
Fund Cat: Taking Care Of System	Fed: 2,423 State: 605 Local: 0												Payments:	0	0	0	0	0	0
Sec Cat: Thin Lift Overlay	Awd Date: 2024 Anticipated Fed Cat: NHPP																		
TIP #:	Let With: Future Cost: 0 Estimate Total: 3,034																		
County: Greene	Pavement resurfacing on northbound lanes from Rte. KK to north of Rte. AA in Dallas												Engineering:	0	2	2	2	11	145
Route: US 65	County.												R/W:	0	0	0	0	0	0
Job No.: 7P3393													Construction:	0	0	0	0	0	1,549
Length: 7.04	MPO: N												FFOS:	0	0	0	0	0	0
Fund Cat: Taking Care Of System	Fed: 1,370 State: 341 Local: 0												Payments:	0	0	0	0	0	0
Sec Cat: Thin Lift Overlay	Awd Date: 2024 Anticipated Fed Cat: NHPP																		
TIP #:	Let With: Future Cost: 0 Estimate Total: 1,711																		

* Subject to the approval of the Transportation Improvement Program by the governing Metropolitan Planning Organization.

Jun-13-2019

Section 4 - 11

District Southwest

Dollars in Thousands



2020-2024 Highway and Bridge Construction Schedule

Transportation Planning

P.O. Box 270
Jefferson City, MO 65102

Construction contingency applied to construction cost in the year the project is awarded.

Three percent project growth factor compounded annually is applied to right-of-way and construction costs in program years 2, 3, 4, and 5.

No inflation is applied to the Funding From Other Sources (FFOS) or Payments.

Engineering includes PE costs, CE costs and R/W incidentals.

Construction contingency applied to construction cost in the year the project is awarded. Three percent project growth factor compounded annually is applied to right-of-way and construction costs in program years 2, 3, 4, and 5. No inflation is applied to the Funding From Other Sources (FFOS) or Payments. Engineering includes PE costs, CE costs and R/W incidentals.												STATE FISCAL YEAR PROJECT BUDGETING						
												Prior Prog.	7/2019- 6/2020	7/2020- 6/2021	7/2021- 6/2022	7/2022- 6/2023	7/2023- 6/2024	
County: Greene	Pavement resurfacing from Rte. 123 in Walnut Grove to Rte. 13.											Engineering:	2	10	72	0	0	0
Route: RT BB												R/W:	0	0	0	0	0	0
Job No.: 7S3189I												Construction:	0	0	731	0	0	0
Length: 12.05	MPO: N											FFOS:	0	0	0	0	0	0
Fund Cat: Taking Care Of System	AC-State: 651 State: 162 Local: 0										Payments:	0	0	0	0	0	0	
Sec Cat: Thin Lift Overlay	Awd Date: 2021	Anticipated Fed Cat: STBG																
TIP #: 	Let With: 	Future Cost: 0 Estimate Total: 815																
County: Greene	Pavement resurfacing from Rte. 125 south intersection to Rte. B in Webster County.											Engineering:	9	39	0	0	0	0
Route: RT D												R/W:	0	0	0	0	0	0
Job No.: 7S3219												Construction:	0	317	0	0	0	0
Length: 4.12	MPO: N											FFOS:	0	0	0	0	0	0
Fund Cat: Taking Care Of System	AC-State: 285 State: 71 Local: 0										Payments:	0	0	0	0	0	0	
Sec Cat: Thin Lift Overlay	Awd Date: Fall 19	Anticipated Fed Cat: STBG																
TIP #: 	Let With: 7S3218, 7S3217	Future Cost: 0 Estimate Total: 365																
County: Greene	Pavement resurfacing from Rte. T to Farm Road 97.											Engineering:	9	22	0	0	0	0
Route: RT EE												R/W:	0	0	0	0	0	0
Job No.: 7S3287												Construction:	0	210	0	0	0	0
Length: 2.52	MPO: N											FFOS:	0	0	0	0	0	0
Fund Cat: Taking Care Of System	AC-State: 186 State: 46 Local: 0										Payments:	0	0	0	0	0	0	
Sec Cat: Thin Lift Overlay	Awd Date: Summer 19	Anticipated Fed Cat: STBG																
TIP #: 	Let With: 8S3124	Future Cost: 0 Estimate Total: 241																
County: Henry	Bridge rehabilitation over Grand River. Project involves bridge A4165.											Engineering:	322	368	0	0	0	0
Route: MO 18												R/W:	0	0	0	0	0	0
Job No.: 4S2276												Construction:	0	2,664	0	0	0	0
Length: 0.20	MPO: N											FFOS:	0	0	0	0	0	0
Fund Cat: Statewide Interstate And Major Bridge	Fed: 0 State: 3,032 Local: 0										Payments:	0	0	0	0	0	0	
Sec Cat: Rehab And Reconst	Awd Date: Fall 19	Anticipated Fed Cat: State																
TIP #: 	Let With: 	Future Cost: 0 Estimate Total: 3,354																
County: Henry	Upgrade pedestrian facilities to comply with the ADA Transition Plan on Rte. 2 from Chisman Street to Rte. 52 in Windsor and on Rte. Y from Rte. 52 to Wall Street in Windsor.											Engineering:	0	2	21	27	0	0
Route: MO 2												R/W:	0	0	2	0	0	0
Job No.: 7S3367C												Construction:	0	0	0	124	0	0
Length: 0.70	MPO: N											FFOS:	0	0	0	0	0	0
Fund Cat: Taking Care Of System	AC-State: 142 State: 34 Local: 0										Payments:	0	0	0	0	0	0	
Sec Cat: N- Ada Trans	Awd Date: 2022	Anticipated Fed Cat: STBG																
TIP #: 	Let With: 	Future Cost: 0 Estimate Total: 176																

* Subject to the approval of the Transportation Improvement Program by the governing Metropolitan Planning Organization.

Jun-13-2019

Section 4 - 12

District Southwest

Dollars in Thousands



2020-2024 Highway and Bridge Construction Schedule

Transportation Planning

P.O. Box 270
Jefferson City, MO 65102

Construction contingency applied to construction cost in the year the project is awarded.

Three percent project growth factor compounded annually is applied to right-of-way and construction costs in program years 2, 3, 4, and 5.

No inflation is applied to the Funding From Other Sources (FFOS) or Payments.

Engineering includes PE costs, CE costs and R/W incidentals.

Construction contingency applied to construction cost in the year the project is awarded. Three percent project growth factor compounded annually is applied to right-of-way and construction costs in program years 2, 3, 4, and 5. No inflation is applied to the Funding From Other Sources (FFOS) or Payments. Engineering includes PE costs, CE costs and R/W incidentals.													STATE FISCAL YEAR PROJECT BUDGETING						
													Prior Prog.	7/2019- 6/2020	7/2020- 6/2021	7/2021- 6/2022	7/2022- 6/2023	7/2023- 6/2024	
County: Henry	Pavement resurfacing from NE 1400 Road to Rte. WW in Windsor.												Engineering:	0	2	12	82	0	0
Route: MO 2													R/W:	0	0	0	0	0	0
Job No.: 7S3415													Construction:	0	0	0	867	0	0
Length: 10.38	MPO: N											FFOS:	0	0	0	0	0	0	
Fund Cat: Taking Care Of System	AC-State: 772 State: 191 Local: 0										Payments:	0	0	0	0	0	0		
Sec Cat: Thin Lift Overlay	Awd Date: 2022		Anticipated Fed Cat: STBG																
TIP #:	Let With:		Future Cost: 0 Estimate Total: 963																
County: Henry	Pavement resurfacing from 0.1 mile east of Vansant Street in Clinton to Rte. PP in Tightwad.												Engineering:	36	197	0	0	0	0
Route: MO 7													R/W:	0	0	0	0	0	0
Job No.: 7P3255													Construction:	0	1,978	0	0	0	0
Length: 13.93	MPO: N											FFOS:	0	0	0	0	0	0	
Fund Cat: Taking Care Of System	Fed: 1,739 State: 436 Local: 0										Payments:	0	0	0	0	0	0		
Sec Cat: Thin Lift Overlay	Awd Date: Fall 19		Anticipated Fed Cat: NHPP																
TIP #:	Let With:		Future Cost: 0 Estimate Total: 2,211																
County: Henry	Pavement resurfacing from Rte. 7 to end of state maintenance.												Engineering:	2	32	0	0	0	0
Route: RT AA													R/W:	0	0	0	0	0	0
Job No.: 7S3229													Construction:	0	145	0	0	0	0
Length: 2.00	MPO: N											FFOS:	0	0	0	0	0	0	
Fund Cat: Taking Care Of System	AC-State: 141 State: 36 Local: 0										Payments:	0	0	0	0	0	0		
Sec Cat: Thin Lift Overlay	Awd Date: Fall 19		Anticipated Fed Cat: STBG																
TIP #:	Let With: 7S3227, 7S3228, 7S3409		Future Cost: 0 Estimate Total: 179																
County: Henry	Pavement resurfacing from Rte. 2 to Rte. 7 near Urich.												Engineering:	13	93	0	0	0	0
Route: RT B													R/W:	0	0	0	0	0	0
Job No.: 7S3227													Construction:	0	775	0	0	0	0
Length: 11.48	MPO: N											FFOS:	0	0	0	0	0	0	
Fund Cat: Taking Care Of System	AC-State: 695 State: 173 Local: 0										Payments:	0	0	0	0	0	0		
Sec Cat: Thin Lift Overlay	Awd Date: Fall 19		Anticipated Fed Cat: STBG																
TIP #:	Let With: 7S3229, 7S3228, 7S3409		Future Cost: 0 Estimate Total: 881																
County: Henry	Pavement resurfacing from Rte. 7 to Rte. 52. Project involves bridges A2305, B0241, B0242, and B0243.												Engineering:	20	143	0	0	0	0
Route: RT K													R/W:	0	0	0	0	0	0
Job No.: 7S3228													Construction:	0	1,386	0	0	0	0
Length: 17.12	MPO: N											FFOS:	0	0	0	0	0	0	
Fund Cat: Taking Care Of System	AC-State: 1,224 State: 305 Local: 0										Payments:	0	0	0	0	0	0		
Sec Cat: Thin Lift Overlay	Awd Date: Fall 19		Anticipated Fed Cat: STBG																
TIP #:	Let With: 7S3227, 7S3229, 7S3409		Future Cost: 0 Estimate Total: 1,549																

* Subject to the approval of the Transportation Improvement Program by the governing Metropolitan Planning Organization.

Jun-13-2019

Section 4 - 13

District Southwest

Dollars in Thousands



2020-2024 Highway and Bridge Construction Schedule

Transportation Planning

P.O. Box 270
Jefferson City, MO 65102

Construction contingency applied to construction cost in the year the project is awarded.

Three percent project growth factor compounded annually is applied to right-of-way and construction costs in program years 2, 3, 4, and 5.

No inflation is applied to the Funding From Other Sources (FFOS) or Payments.

Engineering includes PE costs, CE costs and R/W incidentals.

						STATE FISCAL YEAR PROJECT BUDGETING					
						Prior Prog.	7/2019- 6/2020	7/2020- 6/2021	7/2021- 6/2022	7/2022- 6/2023	7/2023- 6/2024
County:	Henry	Upgrade pedestrian facilities to comply with the ADA Transition Plan at various locations on Rte. K in Ulrich, on Rte. K in Germantown, from California Ave. to Missouri Ave. in Montrose, and from High St. to Mechanic St. in Butler. \$187,000 Statewide Trans. Alt. funds.				Engineering:	56	71	0	0	0
Route:	RT K					R/W:	0	2	0	0	0
Job No.:	7S3251					Construction:	0	253	0	0	0
Length:	1.34	MPO:	N			FFOS:	0	187	0	0	0
Fund Cat:	Taking Care Of System	Fed:	261	State:	65	Local:	0				
Sec Cat:	N- Ada Trans	Awd Date:	Spring 20	Anticipated Fed Cat:	STBG	Payments:	0	0	0	0	0
TIP #:	Let With:	Future Cost:	0	Estimate Total:	382						
County:	Henry	Pavement resurfacing from Rte. 52 in Windsor to Rte. C in Roseland.				Engineering:	0	2	9	65	0
Route:	RT Y					R/W:	0	0	0	0	0
Job No.:	7S3296					Construction:	0	0	0	683	0
Length:	9.59	MPO:	N			FFOS:	0	0	0	0	0
Fund Cat:	Taking Care Of System	AC-State:	607	State:	152	Local:	0				
Sec Cat:	Thin Lift Overlay	Awd Date:	2022	Anticipated Fed Cat:	STBG	Payments:	0	0	0	0	0
TIP #:	Let With:	Future Cost:	0	Estimate Total:	759						
County:	Hickory	Bridge repairs over Lake Pomme de Terre. Project involves bridge A0894.				Engineering:	40	17	0	0	0
Route:	MO 64					R/W:	0	0	0	0	0
Job No.:	7S3359					Construction:	0	114	0	0	0
Length:	0.33	MPO:	N			FFOS:	0	0	0	0	0
Fund Cat:	Taking Care Of System	Fed:	105	State:	26	Local:	0				
Sec Cat:	Preventive Maint	Awd Date:	Winter 20	Anticipated Fed Cat:	NHPP	Payments:	0	0	0	0	0
TIP #:	Let With: 7P3360, 7P3299	Future Cost:	0	Estimate Total:	171						
County:	Jasper	Pavement resurfacing from the Kansas State line to 0.6 mile west of Rte. 43 in Airport Drive, and intersection improvements at Rte. 96 and Rte. YY and Kansas City Southern Railroad. \$76,000 STP Rail and \$19,000 Grade Crossing Safety Account funds.				Engineering:	321	262	196	0	0
Route:	MO 171					R/W:	0	50	0	0	0
Job No.:	7P3262					Construction:	0	0	3,764	0	0
Length:	14.53	MPO:	Y			FFOS:	0	0	95	0	0
Fund Cat:	Taking Care Of System	Fed:	3,418	State:	854	Local:	0				
Sec Cat:	Thin Lift Overlay	Awd Date:	2021	Anticipated Fed Cat:	NHPP	Payments:	0	0	0	0	0
TIP #:	01HA-18	Let With: 7S2230, 7P3263, 7P3268	Future Cost:	0	Estimate Total:	4,593					
County:	Jasper	Pavement resurfacing from 0.6 mile west of Fir Road in Airport Drive to east of Centennial Avenue in Webb City.				Engineering:	4	93	144	0	0
Route:	MO 171					R/W:	0	0	0	0	0
Job No.:	7P3263					Construction:	0	0	1,496	0	0
Length:	3.70	MPO:	Y			FFOS:	0	0	0	0	0
Fund Cat:	Taking Care Of System	Fed:	1,387	State:	346	Local:	0				
Sec Cat:	Thin Lift Overlay	Awd Date:	2021	Anticipated Fed Cat:	NHPP	Payments:	0	0	0	0	0
TIP #:	02HS-18	Let With: 7S2230, 7P3262, 7P3268	Future Cost:	0	Estimate Total:	1,737					

* Subject to the approval of the Transportation Improvement Program by the governing Metropolitan Planning Organization.



2020-2024 Highway and Bridge Construction Schedule

Transportation Planning

P.O. Box 270
Jefferson City, MO 65102

Construction contingency applied to construction cost in the year the project is awarded.

Three percent project growth factor compounded annually is applied to right-of-way and construction costs in program years 2, 3, 4, and 5.

No inflation is applied to the Funding From Other Sources (FFOS) or Payments.

Engineering includes PE costs, CE costs and R/W incidentals.

Construction contingency applied to construction cost in the year the project is awarded. Three percent project growth factor compounded annually is applied to right-of-way and construction costs in program years 2, 3, 4, and 5. No inflation is applied to the Funding From Other Sources (FFOS) or Payments. Engineering includes PE costs, CE costs and R/W incidentals.												STATE FISCAL YEAR PROJECT BUDGETING						
												Prior Prog.	7/2019- 6/2020	7/2020- 6/2021	7/2021- 6/2022	7/2022- 6/2023	7/2023- 6/2024	
County: Jasper	Pavement resurfacing from east of Centennial Avenue in Webb City to I-49 in Carthage.											Engineering:	4	104	243	0	0	0
Route: MO 171												R/W:	0	0	0	0	0	0
Job No.: 7P3268												Construction:	0	0	2,598	0	0	0
Length: 7.73	MPO: Y											FFOS:	0	0	0	0	0	0
Fund Cat: Taking Care Of System	Fed: 2,356 State: 589 Local: 0											Payments:	0	0	0	0	0	0
Sec Cat: Thin Lift Overlay	Awd Date: 2021 Anticipated Fed Cat: NHPP																	
TIP #: 03HS-18	Let With: 7S2230, 7P3262, 7P3263 Future Cost: 0 Estimate Total: 2,949																	
County: Jasper	Upgrade pedestrian facilities to comply with the ADA Transition Plan at various locations from the Frisco Greenway Trail to Main Street in Webb City.											Engineering:	4	66	100	0	0	0
Route: MO 171												R/W:	0	2	0	0	0	0
Job No.: 7P3283												Construction:	0	0	484	0	0	0
Length: 0.87	MPO: Y											FFOS:	0	0	0	0	0	0
Fund Cat: Taking Care Of System	Fed: 522 State: 130 Local: 0											Payments:	0	0	0	0	0	0
Sec Cat: N- Ada Trans	Awd Date: 2021 Anticipated Fed Cat: STBG																	
TIP #: 04HS-18	Let With: Future Cost: 0 Estimate Total: 656																	
County: Jasper	Bridge deck sealing of multiple bridges at the Rte. 171 interchange. Project involves bridges A6140, A6149 and A6165.											Engineering:	0	2	20	112	0	0
Route: MO 249												R/W:	0	0	0	0	0	0
Job No.: 7P3105E												Construction:	0	0	0	865	0	0
Length: 0.46	MPO: Y											FFOS:	0	0	0	0	0	0
Fund Cat: Taking Care Of System	Fed: 800 State: 199 Local: 0											Payments:	0	0	0	0	0	0
Sec Cat: Preventive Maint	Awd Date: 2022 Anticipated Fed Cat: NHPP																	
TIP #:	Let With: Future Cost: 0 Estimate Total: 999																	
County: Jasper	Bridge rehabilitation on northbound bridge over I-44 and on Rte. FF over I-49 and I-44 in Joplin. Project involves bridges A5149, A5154 and A5596.											Engineering:	0	48	235	0	0	0
Route: MO 249												R/W:	0	0	0	0	0	0
Job No.: 7P3107C												Construction:	0	0	1,750	0	0	0
Length: 0.24	MPO: Y											FFOS:	0	0	0	0	0	0
Fund Cat: Taking Care Of System	Fed: 1,626 State: 407 Local: 0											Payments:	0	0	0	0	0	0
Sec Cat: Rehab And Reconst	Awd Date: 2021 Anticipated Fed Cat: NHPP																	
TIP #:	Let With: Future Cost: 0 Estimate Total: 2,033																	
County: Jasper	Job Order Contracting to repair slides from Rte. 171 in Cartersville to Rte. VV (Zora Street) near Joplin.											Engineering:	0	68	0	0	0	0
Route: MO 249												R/W:	0	0	0	0	0	0
Job No.: 7P3407												Construction:	0	621	0	0	0	0
Length: 2.31	MPO: Y											FFOS:	0	0	0	0	0	0
Fund Cat: Taking Care Of System	Fed: 0 State: 689 Local: 0											Payments:	0	0	0	0	0	0
Sec Cat: Rehab And Reconst	Awd Date: Fall 19 Anticipated Fed Cat: State																	
TIP #:	Let With: Future Cost: 0 Estimate Total: 689																	

* Subject to the approval of the Transportation Improvement Program by the governing Metropolitan Planning Organization.

Jun-13-2019

Section 4 - 15

District Southwest

Dollars in Thousands



2020-2024 Highway and Bridge Construction Schedule

Transportation Planning

P.O. Box 270
Jefferson City, MO 65102

Construction contingency applied to construction cost in the year the project is awarded.

Three percent project growth factor compounded annually is applied to right-of-way and construction costs in program years 2, 3, 4, and 5.

No inflation is applied to the Funding From Other Sources (FFOS) or Payments.

Engineering includes PE costs, CE costs and R/W incidentals.

						STATE FISCAL YEAR PROJECT BUDGETING					
						Prior Prog.	7/2019- 6/2020	7/2020- 6/2021	7/2021- 6/2022	7/2022- 6/2023	7/2023- 6/2024
County:	Jasper	Bridge rehabilitation on northbound bridge over Missouri and Northern Arkansas				Engineering:	18	9	54	0	0
Route:	IS 49	Railroad and bridges over Opossum Creek. Project involves bridges A3400 and				R/W:	0	0	0	0	0
Job No.:	713254	northbound and southbound A3403.				Construction:	0	0	542	0	0
Length:	0.08	MPO:	N			FFOS:	0	0	0	0	0
Fund Cat:	Taking Care Of System	Fed:	545	State:	60	Local:	0				
Sec Cat:	Preventive Maint	Awd Date:	2021	Anticipated Fed Cat:	NHPP		Payments:	0	0	0	0
TIP #:	Let With: 713256	Future Cost:	0	Estimate Total:	623						
County:	Jasper	Bridge rehabilitation on northbound bridge over Coon Creek. Project involves bridge				Engineering:	27	15	83	0	0
Route:	IS 49	A3401.				R/W:	0	0	0	0	0
Job No.:	713256					Construction:	0	0	613	0	0
Length:	0.06	MPO:	N			FFOS:	0	0	0	0	0
Fund Cat:	Taking Care Of System	Fed:	640	State:	71	Local:	0				
Sec Cat:	Rehab And Reconst	Awd Date:	2021	Anticipated Fed Cat:	NHPP		Payments:	0	0	0	0
TIP #:	Let With: 713254	Future Cost:	0	Estimate Total:	738						
County:	Jasper	Rebuild concrete pavement from I-44 to 0.8 mile south of Rte. FF (32nd Street) in Joplin.				Engineering:	50	65	594	0	0
Route:	IS 49					R/W:	0	0	0	0	0
Job No.:	713361					Construction:	0	0	5,450	0	0
Length:	1.44	MPO:	Y			FFOS:	0	0	0	0	0
Fund Cat:	Taking Care Of System	Fed:	5,497	State:	612	Local:	0				
Sec Cat:	Rehab And Reconst	Awd Date:	Fall 20	Anticipated Fed Cat:	NHPP		Payments:	0	0	0	0
TIP #:	Let With:	Future Cost:	0	Estimate Total:	6,159						
County:	Jasper	Add safety signage for wrong-way countermeasures at various locations in the rural				Engineering:	0	79	0	0	0
Route:	IS 49	Southwest District.				R/W:	0	0	0	0	0
Job No.:	7P3422					Construction:	0	363	0	0	0
Length:	223.88	MPO:	Y			FFOS:	0	0	0	0	0
Fund Cat:	Safety	Fed:	398	State:	44	Local:	0				
Sec Cat:	Safety	Awd Date:	Fall 19	Anticipated Fed Cat:	Safety		Payments:	0	0	0	0
TIP #:	Let With: 8P3069B	Future Cost:	0	Estimate Total:	442						
County:	Jasper	Bridge rehabilitation and add sidewalk on Range Line Road over Kansas City Southern				Engineering:	15	490	492	692	0
Route:	LP 49	Railroad. Project involves bridge L0833.				R/W:	0	0	2	0	0
Job No.:	7S3285					Construction:	0	0	0	4,783	0
Length:	0.39	MPO:	Y			FFOS:	0	0	0	0	0
Fund Cat:	Taking Care Of System	Fed:	5,168	State:	1,291	Local:	0				
Sec Cat:	Rehab And Reconst	Awd Date:	2022	Anticipated Fed Cat:	NHPP		Payments:	0	0	0	0
TIP #:	14HS-18	Let With:		Future Cost:	0	Estimate Total:	6,474				

* Subject to the approval of the Transportation Improvement Program by the governing Metropolitan Planning Organization.



2020-2024 Highway and Bridge Construction Schedule

Transportation Planning

P.O. Box 270
Jefferson City, MO 65102

Construction contingency applied to construction cost in the year the project is awarded.

Three percent project growth factor compounded annually is applied to right-of-way and construction costs in program years 2, 3, 4, and 5.

No inflation is applied to the Funding From Other Sources (FFOS) or Payments.

Engineering includes PE costs, CE costs and R/W incidentals.

Construction contingency applied to construction cost in the year the project is awarded. Three percent project growth factor compounded annually is applied to right-of-way and construction costs in program years 2, 3, 4, and 5. No inflation is applied to the Funding From Other Sources (FFOS) or Payments. Engineering includes PE costs, CE costs and R/W incidentals.							STATE FISCAL YEAR PROJECT BUDGETING						
							Prior Prog.	7/2019- 6/2020	7/2020- 6/2021	7/2021- 6/2022	7/2022- 6/2023	7/2023- 6/2024	
County: Jasper	Add roundabout on Garrison Avenue and Fairlawn Avenue at Elk Street in Carthage.						Engineering:	181	507	0	0	0	0
Route: MO 571	\$921,105 Carthage, \$274,895 Carthage STBG funds.						R/W:	0	232	0	0	0	0
Job No.: 7P31871							Construction:	0	1,472	0	0	0	0
Length: 0.11	MPO: N						FFOS:	0	1,196	0	0	0	0
Fund Cat: Flexible & Other	Fed: 1,216 State: 74 Local: 921					Payments:	0	0	0	0	0	0	
Sec Cat: Safety	Awd Date: Winter 20	Anticipated Fed Cat: Safety											
TIP #: Let With: 7S3269, 7S3284	Future Cost: 0 Estimate Total: 2,392												
County: Jasper	Pavement resurfacing from south of Rte. E (Fairview Avenue) to I-49 in Carthage.						Engineering:	8	50	0	0	0	0
Route: MO 571							R/W:	0	0	0	0	0	0
Job No.: 7S3269							Construction:	0	500	0	0	0	0
Length: 1.93	MPO: N						FFOS:	0	0	0	0	0	0
Fund Cat: Taking Care Of System	Fed: 440 State: 110 Local: 0					Payments:	0	0	0	0	0	0	
Sec Cat: Thin Lift Overlay	Awd Date: Winter 20	Anticipated Fed Cat: NHPP											
TIP #: Let With: 7S3284, 7P31871	Future Cost: 0 Estimate Total: 558												
County: Jasper	Upgrade pedestrian facilities to comply with the ADA Transition Plan at various locations from Rte. E (Fairview Avenue) to Rte. HH (Fir Road) in Carthage. \$844,000 Statewide Transportation Alternatives funds.						Engineering:	123	278	0	0	0	0
Route: MO 571							R/W:	2	0	0	0	0	0
Job No.: 7S3284							Construction:	0	1,177	0	0	0	0
Length: 1.06	MPO: N						FFOS:	0	844	0	0	0	0
Fund Cat: Taking Care Of System	Fed: 1,165 State: 290 Local: 0					Payments:	0	0	0	0	0	0	
Sec Cat: N- Ada Trans	Awd Date: Winter 20	Anticipated Fed Cat: STBG											
TIP #: Let With: 7S3269, 7P31871	Future Cost: 0 Estimate Total: 1,580												
County: Jasper	Bridge replacement over White Oak Creek. Project involves bridge H0083.						Engineering:	6	98	94	233	0	0
Route: MO 96							R/W:	0	0	2	0	0	0
Job No.: 7S3171							Construction:	0	0	0	1,794	0	0
Length: 0.04	MPO: N						FFOS:	0	0	0	0	0	0
Fund Cat: Taking Care Of System	Fed: 1,778 State: 443 Local: 0					Payments:	0	0	0	0	0	0	
Sec Cat: Rehab And Reconst	Awd Date: 2022	Anticipated Fed Cat: NHPP											
TIP #: 15HS-18	Let With:	Future Cost: 0 Estimate Total: 2,227											
County: Jasper	Pavement resurfacing from Rte. 171 to I-49.						Engineering:	17	197	0	0	0	0
Route: RT H							R/W:	0	0	0	0	0	0
Job No.: 7S3224							Construction:	0	1,260	0	0	0	0
Length: 18.86	MPO: N						FFOS:	0	0	0	0	0	0
Fund Cat: Taking Care Of System	AC-State: 1,165 State: 292 Local: 0					Payments:	0	0	0	0	0	0	
Sec Cat: Thin Lift Overlay	Awd Date: Fall 19	Anticipated Fed Cat: STBG											
TIP #: Let With: 7S3225, 7S3226, 7S3231	Future Cost: 0 Estimate Total: 1,474												

* Subject to the approval of the Transportation Improvement Program by the governing Metropolitan Planning Organization.

Jun-13-2019

Section 4 - 17

District Southwest

Dollars in Thousands



2020-2024 Highway and Bridge Construction Schedule

Transportation Planning

P.O. Box 270
Jefferson City, MO 65102

Construction contingency applied to construction cost in the year the project is awarded.

Three percent project growth factor compounded annually is applied to right-of-way and construction costs in program years 2, 3, 4, and 5.

No inflation is applied to the Funding From Other Sources (FFOS) or Payments.

Engineering includes PE costs, CE costs and R/W incidentals.

Construction contingency applied to construction cost in the year the project is awarded. Three percent project growth factor compounded annually is applied to right-of-way and construction costs in program years 2, 3, 4, and 5. No inflation is applied to the Funding From Other Sources (FFOS) or Payments. Engineering includes PE costs, CE costs and R/W incidentals.												STATE FISCAL YEAR PROJECT BUDGETING						
												Prior Prog.	7/2019- 6/2020	7/2020- 6/2021	7/2021- 6/2022	7/2022- 6/2023	7/2023- 6/2024	
County: Jasper	Upgrade pedestrian facilities to comply with the ADA Transition Plan at various locations											Engineering:	38	149	0	0	0	0
Route: RT H	from Park Street to 4th Street in Jasper.											R/W:	2	0	0	0	0	0
Job No.: 7S3247												Construction:	0	260	0	0	0	0
Length: 0.36	MPO: N										FFOS:	0	0	0	0	0		
Fund Cat: Taking Care Of System	AC-State: 327 State: 82 Local: 0									Payments:	0	0	0	0	0			
Sec Cat: N- Ada Trans	Awd Date: Winter 20		Anticipated Fed Cat: STBG															
TIP #: Let With: 7P3244, 7S3253	Future Cost: 0 Estimate Total: 449																	
County: Jasper	Pavement resurfacing from Rte. 43 to I-49 in Carytown.											Engineering:	9	119	0	0	0	0
Route: RT M												R/W:	0	0	0	0	0	0
Job No.: 7S3225												Construction:	0	659	0	0	0	0
Length: 9.90	MPO: N										FFOS:	0	0	0	0	0		
Fund Cat: Taking Care Of System	AC-State: 623 State: 155 Local: 0									Payments:	0	0	0	0	0			
Sec Cat: Thin Lift Overlay	Awd Date: Fall 19		Anticipated Fed Cat: STBG															
TIP #: Let With: 7S3224, 7S3226, 7S3231	Future Cost: 0 Estimate Total: 787																	
County: Jasper	Pavement resurfacing from Rte. 96 to Rte. D in Oronogo.											Engineering:	22	37	0	0	0	0
Route: RT MM												R/W:	0	0	0	0	0	0
Job No.: 7S3226												Construction:	0	200	0	0	0	0
Length: 1.63	MPO: Y										FFOS:	0	0	0	0	0		
Fund Cat: Taking Care Of System	Fed: 190 State: 47 Local: 0									Payments:	0	0	0	0	0			
Sec Cat: Thin Lift Overlay	Awd Date: Fall 19		Anticipated Fed Cat: STBG															
TIP #: 06HS-18	Let With: 7S3225, 7S3224, 7S3231		Future Cost: 0 Estimate Total: 259															
County: Jasper	Upgrade pedestrian facilities to comply with the ADA Transition Plan at various locations											Engineering:	67	90	0	0	0	0
Route: RT MM	from east of Grant Street to south of Rte. 96 in Oronogo.											R/W:	0	2	0	0	0	0
Job No.: 7S3253												Construction:	0	487	0	0	0	0
Length: 1.04	MPO: Y										FFOS:	0	0	0	0	0		
Fund Cat: Taking Care Of System	Fed: 464 State: 115 Local: 0									Payments:	0	0	0	0	0			
Sec Cat: N- Ada Trans	Awd Date: Spring 20		Anticipated Fed Cat: STBG															
TIP #: 07HS-18	Let With: 7P3244, 7S3247		Future Cost: 0 Estimate Total: 646															
County: Jasper	Pavement resurfacing and add shoulders at various locations from Rte. D in Alba to Rte. 96.											Engineering:	2	26	34	0	0	0
Route: RT O												R/W:	0	0	0	0	0	0
Job No.: 7S3189J												Construction:	0	0	414	0	0	0
Length: 2.74	MPO: Y										FFOS:	0	0	0	0	0		
Fund Cat: Taking Care Of System	AC-State: 380 State: 94 Local: 0									Payments:	0	0	0	0	0			
Sec Cat: Thin Lift Overlay	Awd Date: 2021		Anticipated Fed Cat: STBG															
TIP #: Let With:	Future Cost: 0 Estimate Total: 476																	

* Subject to the approval of the Transportation Improvement Program by the governing Metropolitan Planning Organization.

Jun-13-2019

Section 4 - 18

District Southwest

Dollars in Thousands



2020-2024 Highway and Bridge Construction Schedule

Transportation Planning

P.O. Box 270
Jefferson City, MO 65102

Construction contingency applied to construction cost in the year the project is awarded.

Three percent project growth factor compounded annually is applied to right-of-way and construction costs in program years 2, 3, 4, and 5.

No inflation is applied to the Funding From Other Sources (FFOS) or Payments.

Engineering includes PE costs, CE costs and R/W incidentals.

						STATE FISCAL YEAR PROJECT BUDGETING					
						Prior Prog.	7/2019-6/2020	7/2020-6/2021	7/2021-6/2022	7/2022-6/2023	7/2023-6/2024
County: Jasper	Upgrade pedestrian facilities to comply with the ADA Transition Plan at various locations from Maple Street to Walnut Street in Alba.	Engineering:	30	39	15	0	0	0	0	0	0
Route: RT O		R/W:	0	2	0	0	0	0	0	0	0
Job No.: 7S3250		Construction:	0	0	71	0	0	0	0	0	0
Length: 0.35	MPO: N	FFOS:	0	0	0	0	0	0	0	0	0
Fund Cat: Taking Care Of System	Fed: 102 State: 25 Local: 0	Payments:	0	0	0	0	0	0	0	0	0
Sec Cat: N- Ada Trans	Awd Date: 2021 Anticipated Fed Cat: STBG										
TIP #: Let With:	Future Cost: 0 Estimate Total: 157										
County: Jasper	Bridge rehabilitation over Spring River. Project involves bridge A1963.	Engineering:	128	112	0	0	0	0	0	0	0
Route: RT U		R/W:	0	0	0	0	0	0	0	0	0
Job No.: 7S3172		Construction:	0	817	0	0	0	0	0	0	0
Length: 0.09	MPO: N	FFOS:	0	0	0	0	0	0	0	0	0
Fund Cat: Taking Care Of System	Fed: 0 State: 929 Local: 0	Payments:	0	0	0	0	0	0	0	0	0
Sec Cat: Rehab And Reconst	Awd Date: Fall 19 Anticipated Fed Cat: State										
TIP #: Let With: 7P3190B	Future Cost: 0 Estimate Total: 1,057										
County: Jasper	Upgrade pedestrian facilities to comply with the ADA Transition Plan at various locations in Jasper and Newton Counties. \$806,000 Statewide Transportation Alternatives funds.	Engineering:	0	100	138	232	0	0	0	0	0
Route: Various		R/W:	0	0	21	0	0	0	0	0	0
Job No.: 7P3419		Construction:	0	0	0	1,644	0	0	0	0	0
Length: 0.00	MPO: Y	FFOS:	0	0	0	806	0	0	0	0	0
Fund Cat: Taking Care Of System	AC-State: 1,708 State: 427 Local: 0	Payments:	0	0	0	0	0	0	0	0	0
Sec Cat: N- Ada Trans	Awd Date: 2022 Anticipated Fed Cat: STBG										
TIP #: Let With:	Future Cost: 0 Estimate Total: 2,135										
County: Lawrence	Bridge preventive maintenance over I-44. Project involves bridge R0198.	Engineering:	5	1	1	1	10	0	0	0	0
Route: CRD 1100		R/W:	0	0	0	0	0	0	0	0	0
Job No.: 7P2229E		Construction:	0	0	0	0	82	0	0	0	0
Length: 0.04	MPO: N	FFOS:	0	0	0	0	0	0	0	0	0
Fund Cat: Taking Care Of System	AC-State: 77 State: 18 Local: 0	Payments:	0	0	0	0	0	0	0	0	0
Sec Cat: Preventive Maint	Awd Date: 2023 Anticipated Fed Cat: STBG										
TIP #: Let With:	Future Cost: 0 Estimate Total: 100										
County: Lawrence	Bridge replacement over Billies Creek in Halltown. Project involves bridge G0505.	Engineering:	10	80	110	0	0	0	0	0	0
Route: MO 266		R/W:	0	5	0	0	0	0	0	0	0
Job No.: 7P3107B		Construction:	0	0	909	0	0	0	0	0	0
Length: 0.01	MPO: N	FFOS:	0	0	0	0	0	0	0	0	0
Fund Cat: Taking Care Of System	Fed: 883 State: 221 Local: 0	Payments:	0	0	0	0	0	0	0	0	0
Sec Cat: Rehab And Reconst	Awd Date: 2021 Anticipated Fed Cat: NHPP										
TIP #: Let With:	Future Cost: 0 Estimate Total: 1,114										

* Subject to the approval of the Transportation Improvement Program by the governing Metropolitan Planning Organization.

Jun-13-2019

Section 4 - 19

District Southwest

Dollars in Thousands



2020-2024 Highway and Bridge Construction Schedule

Transportation Planning

P.O. Box 270
Jefferson City, MO 65102

Construction contingency applied to construction cost in the year the project is awarded.

Three percent project growth factor compounded annually is applied to right-of-way and construction costs in program years 2, 3, 4, and 5.

No inflation is applied to the Funding From Other Sources (FFOS) or Payments.

Engineering includes PE costs, CE costs and R/W incidentals.

Construction contingency applied to construction cost in the year the project is awarded. Three percent project growth factor compounded annually is applied to right-of-way and construction costs in program years 2, 3, 4, and 5. No inflation is applied to the Funding From Other Sources (FFOS) or Payments. Engineering includes PE costs, CE costs and R/W incidentals.												STATE FISCAL YEAR PROJECT BUDGETING						
												Prior Prog.	7/2019- 6/2020	7/2020- 6/2021	7/2021- 6/2022	7/2022- 6/2023	7/2023- 6/2024	
County: McDonald	Job Order Contracting for pavement repair from Rte. 59 to 0.7 mile south of Rte. H.											Engineering:	0	9	0	0	0	0
Route: IS 49												R/W:	0	0	0	0	0	0
Job No.: 013006Y												Construction:	0	60	0	0	0	0
Length: 10.74	MPO: Y										FFOS:	0	0	0	0	0		
Fund Cat: Statewide Interstate And Major Bridge	AC-State: 62	State: 7	Local: 0								Payments:	0	0	0	0	0		
Sec Cat: Preventive Maint	Awd Date: Winter 20	Anticipated Fed Cat: NHPP																
TIP #: Let With:	Future Cost: 0 Estimate Total: 69																	
County: McDonald	Job Order Contracting for pavement repair from Rte. 59 to 0.7 mile south of Rte. H.											Engineering:	0	0	9	0	0	0
Route: IS 49												R/W:	0	0	0	0	0	0
Job No.: 013007Y												Construction:	0	0	62	0	0	0
Length: 10.74	MPO: Y										FFOS:	0	0	0	0	0		
Fund Cat: Statewide Interstate And Major Bridge	AC-State: 64	State: 7	Local: 0								Payments:	0	0	0	0	0		
Sec Cat: Preventive Maint	Awd Date: 2021	Anticipated Fed Cat: NHPP																
TIP #: Let With:	Future Cost: 0 Estimate Total: 71																	
County: McDonald	Pavement resurfacing from 1.5 miles north of Rte. EE to Goodin Hollow Road.											Engineering:	10	26	190	0	0	0
Route: IS 49												R/W:	0	0	0	0	0	0
Job No.: 713358												Construction:	0	0	1,976	0	0	0
Length: 4.09	MPO: Y										FFOS:	0	0	0	0	0		
Fund Cat: Taking Care Of System	Fed: 1,972	State: 220	Local: 0								Payments:	0	0	0	0	0		
Sec Cat: Thin Lift Overlay	Awd Date: Fall 20	Anticipated Fed Cat: NHPP																
TIP #: Let With:	Future Cost: 0 Estimate Total: 2,202																	
County: McDonald	Construct new interstate roadway to complete I-49 from Pineville to the Arkansas State line (Bella Vista). \$25,000,000 BUILD funds, \$408 STBG-Urban funds, \$20 Highway Infrastructure funds. Amendment 3 new major project.											Engineering:	11,307	3,906	0	0	0	0
Route: IS 49												R/W:	4,610	0	0	0	0	0
Job No.: 7P0601												Construction:	0	43,409	0	0	0	0
Length: 0.00	MPO: Y										FFOS:	0	25,000	0	0	0	0	
Fund Cat: Amendment 3	Fed: 37,851	State: 9,464	Local: 0								Payments:	0	0	0	0	0		
Sec Cat: System Expansion	Awd Date: Spring 20	Anticipated Fed Cat: NHPP																
TIP #: 7P0601	Let With:	Future Cost: 0 Estimate Total: 63,232																
County: McDonald	Add guardrail and safety signage at various locations from 1 mile north of Splitlog Road near Lanagan to Pack Road in Noel.											Engineering:	0	95	0	0	0	0
Route: MO 59												R/W:	0	0	0	0	0	0
Job No.: 7P3423												Construction:	0	518	0	0	0	0
Length: 9.00	MPO: N										FFOS:	0	0	0	0	0	0	
Fund Cat: Taking Care Of System	AC-State: 490	State: 123	Local: 0								Payments:	0	0	0	0	0		
Sec Cat: Routine Maintenance	Awd Date: Winter 20	Anticipated Fed Cat: STBG																
TIP #: Let With:	Future Cost: 0 Estimate Total: 613																	

* Subject to the approval of the Transportation Improvement Program by the governing Metropolitan Planning Organization.

Jun-13-2019

Section 4 - 20

District Southwest

Dollars in Thousands



2020-2024 Highway and Bridge Construction Schedule

Transportation Planning

P.O. Box 270
Jefferson City, MO 65102

Construction contingency applied to construction cost in the year the project is awarded.

Three percent project growth factor compounded annually is applied to right-of-way and construction costs in program years 2, 3, 4, and 5.

No inflation is applied to the Funding From Other Sources (FFOS) or Payments.

Engineering includes PE costs, CE costs and R/W incidentals.

Construction contingency applied to construction cost in the year the project is awarded. Three percent project growth factor compounded annually is applied to right-of-way and construction costs in program years 2, 3, 4, and 5. No inflation is applied to the Funding From Other Sources (FFOS) or Payments. Engineering includes PE costs, CE costs and R/W incidentals.										STATE FISCAL YEAR PROJECT BUDGETING						
										Prior Prog.	7/2019- 6/2020	7/2020- 6/2021	7/2021- 6/2022	7/2022- 6/2023	7/2023- 6/2024	
County: McDonald	Pavement resurfacing from south of Goodin Hollow Road to the Arkansas State line.									Engineering:	2	232	473	0	0	0
Route: US 71										R/W:	0	0	0	0	0	0
Job No.: 7P3260										Construction:	0	0	4,940	0	0	0
Length: 8.93	MPO: Y								FFOS:	0	0	0	0	0	0	
Fund Cat: Taking Care Of System								Fed: 4,517	State: 1,128	Local: 0	Payments:	0	0	0	0	0
Sec Cat: Thin Lift Overlay	Awd Date: Fall 20	Anticipated Fed Cat: NHPP														
TIP #:	Let With:	Future Cost: 0							Estimate Total: 5,647							
County: McDonald	Pavement resurfacing and add shoulders and rumblestrips at various locations from Rte. 43 in Southwest City to Rte. 37 near Washburn.									Engineering:	10	284	397	0	0	0
Route: MO 90										R/W:	0	0	0	0	0	0
Job No.: 7S3292										Construction:	0	0	4,161	0	0	0
Length: 46.54	MPO: Y								FFOS:	0	0	0	0	0	0	
Fund Cat: Taking Care Of System								AC-State: 3,874	State: 968	Local: 0	Payments:	0	0	0	0	0
Sec Cat: Thin Lift Overlay	Awd Date: 2021	Anticipated Fed Cat: STBG														
TIP #:	Let With:	Future Cost: 0							Estimate Total: 4,852							
County: McDonald	Bridge replacement over Indian Creek 0.4 mile south of Lanagan. Project involves bridge H0792.									Engineering:	50	169	248	0	0	0
Route: RT EE										R/W:	0	14	0	0	0	0
Job No.: 7P3190F										Construction:	0	0	1,853	0	0	0
Length: 0.06	MPO: N								FFOS:	0	0	0	0	0	0	
Fund Cat: Taking Care Of System								Fed: 1,827	State: 457	Local: 0	Payments:	0	0	0	0	0
Sec Cat: Rehab And Reconst	Awd Date: 2021	Anticipated Fed Cat: NHPP														
TIP #:	Let With:	Future Cost: 0							Estimate Total: 2,334							
County: McDonald	Pavement resurfacing from Rte. 90 to Bus. 71 in Pineville.									Engineering:	0	2	24	60	0	0
Route: RT H										R/W:	0	0	0	0	0	0
Job No.: 7S3307										Construction:	0	0	0	620	0	0
Length: 7.07	MPO: Y								FFOS:	0	0	0	0	0	0	
Fund Cat: Taking Care Of System								AC-State: 565	State: 141	Local: 0	Payments:	0	0	0	0	0
Sec Cat: Thin Lift Overlay	Awd Date: 2022	Anticipated Fed Cat: STBG														
TIP #:	Let With:	Future Cost: 0							Estimate Total: 706							
County: Newton	Pavement resurfacing from the Kansas State line through roundabout to I-44.									Engineering:	0	2	17	24	0	0
Route: US 166										R/W:	0	0	0	0	0	0
Job No.: 7P3401										Construction:	0	0	0	346	0	0
Length: 0.64	MPO: Y								FFOS:	0	0	0	0	0	0	
Fund Cat: Taking Care Of System								Fed: 313	State: 76	Local: 0	Payments:	0	0	0	0	0
Sec Cat: Thin Lift Overlay	Awd Date: 2022	Anticipated Fed Cat: NHPP														
TIP #:	Let With:	Future Cost: 0							Estimate Total: 389							

* Subject to the approval of the Transportation Improvement Program by the governing Metropolitan Planning Organization.

Jun-13-2019

Section 4 - 21

District Southwest

Dollars in Thousands



2020-2024 Highway and Bridge Construction Schedule

Transportation Planning

P.O. Box 270
Jefferson City, MO 65102

Construction contingency applied to construction cost in the year the project is awarded.

Three percent project growth factor compounded annually is applied to right-of-way and construction costs in program years 2, 3, 4, and 5.

No inflation is applied to the Funding From Other Sources (FFOS) or Payments.

Engineering includes PE costs, CE costs and R/W incidentals.

Construction contingency applied to construction cost in the year the project is awarded. Three percent project growth factor compounded annually is applied to right-of-way and construction costs in program years 2, 3, 4, and 5. No inflation is applied to the Funding From Other Sources (FFOS) or Payments. Engineering includes PE costs, CE costs and R/W incidentals.											STATE FISCAL YEAR PROJECT BUDGETING					
											Prior Prog.	7/2019- 6/2020	7/2020- 6/2021	7/2021- 6/2022	7/2022- 6/2023	7/2023- 6/2024
County: Newton	Job Order Contracting for pavement repair from the Oklahoma State line to Rte. 360 in Greene County.					Engineering:	0	19	0	0	0	0				
Route: IS 44						R/W:	0	0	0	0	0	0				
Job No.: 013006N						Construction:	0	200	0	0	0	0				
Length: 69.11	MPO: Y					FFOS:	0	0	0	0	0	0				
Fund Cat: Statewide Interstate And Major Bridge	AC-State: 197	State: 22	Local: 0			Payments:	0	0	0	0	0	0				
Sec Cat: Preventive Maint	Awd Date: Winter 20	Anticipated Fed Cat: NHPP														
TIP #:	Let With:	Future Cost: 0		Estimate Total: 219												
County: Newton	Job Order Contracting for pavement repair from the Oklahoma State line to Rte. 360 in Greene County.					Engineering:	0	0	19	0	0	0				
Route: IS 44						R/W:	0	0	0	0	0	0				
Job No.: 013007N						Construction:	0	0	206	0	0	0				
Length: 69.11	MPO: Y					FFOS:	0	0	0	0	0	0				
Fund Cat: Statewide Interstate And Major Bridge	AC-State: 202	State: 23	Local: 0			Payments:	0	0	0	0	0	0				
Sec Cat: Preventive Maint	Awd Date: 2021	Anticipated Fed Cat: NHPP														
TIP #:	Let With:	Future Cost: 0		Estimate Total: 225												
County: Newton	Pavement improvement from the Oklahoma State line to 0.4 mile east of Loop 49 (Range Line Road).					Engineering:	0	10	81	310	0	0				
Route: IS 44						R/W:	0	0	0	0	0	0				
Job No.: 713008						Construction:	0	0	0	4,763	0	0				
Length: 9.24	MPO: Y					FFOS:	0	0	0	0	0	0				
Fund Cat: Taking Care Of System	Fed: 4,648	State: 516	Local: 0			Payments:	0	0	0	0	0	0				
Sec Cat: Rehab And Reconst	Awd Date: 2022	Anticipated Fed Cat: NHPP														
TIP #:	Let With:	Future Cost: 0		Estimate Total: 5,164												
County: Newton	Bridge improvements at various locations in Newton, Jasper, Lawrence, Greene and Webster counties. Potential Design-Build project.					Engineering:	0	50	470	2,500	0	0				
Route: IS 44						R/W:	0	0	77	0	0	0				
Job No.: 713420						Construction:	0	0	0	44,724	0	0				
Length: 79.92	MPO: Y					FFOS:	0	0	0	0	0	0				
Fund Cat: Taking Care Of System	Fed: 43,039	State: 4,782	Local: 0			Payments:	0	0	0	0	0	0				
Sec Cat: Rehab And Reconst	Awd Date: 2022	Anticipated Fed Cat: NHPP														
TIP #:	Let With:	Future Cost: 0		Estimate Total: 47,821												
County: Newton	Pavement repairs and resurfacing on southbound lanes from Shoal Creek to Rte. 175 and from 0.5 mile to 1.7 miles south of Iris Road.					Engineering:	0	8	53	0	0	0				
Route: IS 49						R/W:	0	0	0	0	0	0				
Job No.: 713361B						Construction:	0	0	542	0	0	0				
Length: 1.72	MPO: Y					FFOS:	0	0	0	0	0	0				
Fund Cat: Taking Care Of System	Fed: 543	State: 60	Local: 0			Payments:	0	0	0	0	0	0				
Sec Cat: Rehab And Reconst	Awd Date: Fall 20	Anticipated Fed Cat: NHPP														
TIP #:	Let With:	Future Cost: 0		Estimate Total: 603												

* Subject to the approval of the Transportation Improvement Program by the governing Metropolitan Planning Organization.

Jun-13-2019

Section 4 - 22

District Southwest

Dollars in Thousands



2020-2024 Highway and Bridge Construction Schedule

Transportation Planning

P.O. Box 270
Jefferson City, MO 65102

Construction contingency applied to construction cost in the year the project is awarded.

Three percent project growth factor compounded annually is applied to right-of-way and construction costs in program years 2, 3, 4, and 5.

No inflation is applied to the Funding From Other Sources (FFOS) or Payments.

Engineering includes PE costs, CE costs and R/W incidentals.

Construction contingency applied to construction cost in the year the project is awarded. Three percent project growth factor compounded annually is applied to right-of-way and construction costs in program years 2, 3, 4, and 5. No inflation is applied to the Funding From Other Sources (FFOS) or Payments. Engineering includes PE costs, CE costs and R/W incidentals.													STATE FISCAL YEAR PROJECT BUDGETING						
													Prior Prog.	7/2019- 6/2020	7/2020- 6/2021	7/2021- 6/2022	7/2022- 6/2023	7/2023- 6/2024	
County: Newton	High friction surface treatment at various locations in Newton, Polk, Stone and Webster counties.												Engineering:	0	23	180	0	0	0
Route: IS 49													R/W:	0	0	0	0	0	0
Job No.: 7P3424													Construction:	0	0	1,338	0	0	0
Length: 2.25	MPO: N												FFOS:	0	0	0	0	0	0
Fund Cat: Safety (Statewide)	Fed: 1,387 State: 154 Local: 0												Payments:	0	0	0	0	0	0
Sec Cat: Safety	Awd Date: 2021 Anticipated Fed Cat: Safety																		
TIP #:	Let With: Future Cost: 0 Estimate Total: 1,541																		
County: Newton	Pavement resurfacing from the Oklahoma State line to Rte. 37 in Monett.												Engineering:	0	2	2	2	106	572
Route: US 60													R/W:	0	0	0	0	0	0
Job No.: 7P3386													Construction:	0	0	0	0	0	6,858
Length: 41.70	MPO: N												FFOS:	0	0	0	0	0	0
Fund Cat: Taking Care Of System	Fed: 6,035 State: 1,507 Local: 0												Payments:	0	0	0	0	0	0
Sec Cat: Thin Lift Overlay	Awd Date: 2024 Anticipated Fed Cat: NHPP																		
TIP #:	Let With: Future Cost: 0 Estimate Total: 7,542																		
County: Newton	Pavement resurfacing from Rte. 60/59 north interchange 2.2 miles west of Granby to Rte. 60/59 south interchange in Neosho.												Engineering:	0	2	2	10	11	139
Route: BU 60													R/W:	0	0	0	0	0	0
Job No.: 7S3390													Construction:	0	0	0	0	0	1,240
Length: 7.00	MPO: N												FFOS:	0	0	0	0	0	0
Fund Cat: Taking Care Of System	Fed: 1,125 State: 279 Local: 0												Payments:	0	0	0	0	0	0
Sec Cat: Thin Lift Overlay	Awd Date: 2024 Anticipated Fed Cat: NHPP																		
TIP #:	Let With: Future Cost: 0 Estimate Total: 1,404																		
County: Newton	Bridge replacement over Lost Creek 0.3 mile south of Racine. Project involves bridge Y0395.												Engineering:	50	60	0	0	0	0
Route: RT CC													R/W:	2	0	0	0	0	0
Job No.: 7P3190B													Construction:	0	428	0	0	0	0
Length: 0.20	MPO: N												FFOS:	0	0	0	0	0	0
Fund Cat: Taking Care Of System	Fed: 390 State: 98 Local: 0												Payments:	0	0	0	0	0	0
Sec Cat: Rehab And Reconst	Awd Date: Winter 20 Anticipated Fed Cat: NHPP																		
TIP #:	Let With: 7S3172 Future Cost: 0 Estimate Total: 540																		
County: Newton	Pavement resurfacing from Rte. 86 in Racine to Rte. 60.												Engineering:	4	86	0	0	0	0
Route: RT CC													R/W:	0	0	0	0	0	0
Job No.: 7S3231													Construction:	0	326	0	0	0	0
Length: 4.58	MPO: N												FFOS:	0	0	0	0	0	0
Fund Cat: Taking Care Of System	AC-State: 330 State: 82 Local: 0												Payments:	0	0	0	0	0	0
Sec Cat: Thin Lift Overlay	Awd Date: Fall 19 Anticipated Fed Cat: STBG																		
TIP #:	Let With: 7S3225, 7S3224, 7S3226 Future Cost: 0 Estimate Total: 416																		

* Subject to the approval of the Transportation Improvement Program by the governing Metropolitan Planning Organization.

Jun-13-2019

Section 4 - 23

District Southwest

Dollars in Thousands



2020-2024 Highway and Bridge Construction Schedule

Transportation Planning

P.O. Box 270
Jefferson City, MO 65102

Construction contingency applied to construction cost in the year the project is awarded.

Three percent project growth factor compounded annually is applied to right-of-way and construction costs in program years 2, 3, 4, and 5.

No inflation is applied to the Funding From Other Sources (FFOS) or Payments.

Engineering includes PE costs, CE costs and R/W incidentals.

Construction contingency applied to construction cost in the year the project is awarded. Three percent project growth factor compounded annually is applied to right-of-way and construction costs in program years 2, 3, 4, and 5. No inflation is applied to the Funding From Other Sources (FFOS) or Payments. Engineering includes PE costs, CE costs and R/W incidentals.										STATE FISCAL YEAR PROJECT BUDGETING						
										Prior Prog.	7/2019- 6/2020	7/2020- 6/2021	7/2021- 6/2022	7/2022- 6/2023	7/2023- 6/2024	
County: Newton	Pavement resurfacing from Neosho city limits to Rte. 76 in Longview.									Engineering:	0	2	12	80	0	0
Route: RT D										R/W:	0	0	0	0	0	0
Job No.: 7S3304										Construction:	0	0	0	842	0	0
Length: 13.06	MPO: N								FFOS:	0	0	0	0	0	0	
Fund Cat: Taking Care Of System			AC-State: 750	State: 186	Local: 0					Payments:	0	0	0	0	0	
Sec Cat: Thin Lift Overlay	Awd Date: 2022	Anticipated Fed Cat: STBG														
TIP #:	Let With:	Future Cost: 0		Estimate Total: 936												
County: Newton	Bridge rehabilitation over Shoal Creek 1.3 miles north of Granby. Project involves bridge A3306.									Engineering:	10	20	17	189	0	0
Route: RT E										R/W:	0	0	0	0	0	0
Job No.: 7P3191B										Construction:	0	0	0	1,443	0	0
Length: 0.26	MPO: N								FFOS:	0	0	0	0	0	0	
Fund Cat: Taking Care Of System			Fed: 1,335	State: 334	Local: 0					Payments:	0	0	0	0	0	
Sec Cat: Rehab And Reconst	Awd Date: 2022	Anticipated Fed Cat: NHPP														
TIP #:	Let With:	Future Cost: 0		Estimate Total: 1,679												
County: Newton	Pavement improvement from Rte. 86 to Rte. 60 in Neosho.									Engineering:	0	1	3	11	0	0
Route: RT HH										R/W:	0	0	0	0	0	0
Job No.: 7S3305										Construction:	0	0	0	102	0	0
Length: 1.53	MPO: N								FFOS:	0	0	0	0	0	0	
Fund Cat: Taking Care Of System			AC-State: 94	State: 23	Local: 0					Payments:	0	0	0	0	0	
Sec Cat: Thin Lift Overlay	Awd Date: 2022	Anticipated Fed Cat: STBG														
TIP #:	Let With:	Future Cost: 0		Estimate Total: 117												
County: Newton	Upgrade pedestrian facilities to comply with the ADA Transition Plan from east of Shartel Road to Freeman Road.									Engineering:	0	2	37	45	0	0
Route: RT HH										R/W:	0	0	2	0	0	0
Job No.: 7S3367F										Construction:	0	0	0	211	0	0
Length: 0.43	MPO: N								FFOS:	0	0	0	0	0	0	
Fund Cat: Taking Care Of System			AC-State: 239	State: 58	Local: 0					Payments:	0	0	0	0	0	
Sec Cat: N- Ada Trans	Awd Date: 2022	Anticipated Fed Cat: STBG														
TIP #:	Let With:	Future Cost: 0		Estimate Total: 297												
County: Polk	Bridge replacement over Barren Creek 1.3 miles south of Fair Play. Project involves bridge L0198.									Engineering:	101	152	91	0	0	0
Route: MO 123										R/W:	0	5	0	0	0	0
Job No.: 7S3205										Construction:	0	0	670	0	0	0
Length: 0.03	MPO: N								FFOS:	0	0	0	0	0	0	
Fund Cat: Taking Care Of System			Fed: 735	State: 183	Local: 0					Payments:	0	0	0	0	0	
Sec Cat: Rehab And Reconst	Awd Date: 2021	Anticipated Fed Cat: NHPP														
TIP #:	Let With:	Future Cost: 0		Estimate Total: 1,019												

* Subject to the approval of the Transportation Improvement Program by the governing Metropolitan Planning Organization.

Jun-13-2019

Section 4 - 24

District Southwest

Dollars in Thousands



2020-2024 Highway and Bridge Construction Schedule

Transportation Planning

P.O. Box 270
Jefferson City, MO 65102

Construction contingency applied to construction cost in the year the project is awarded.

Three percent project growth factor compounded annually is applied to right-of-way and construction costs in program years 2, 3, 4, and 5.

No inflation is applied to the Funding From Other Sources (FFOS) or Payments.

Engineering includes PE costs, CE costs and R/W incidentals.

Construction contingency applied to construction cost in the year the project is awarded. Three percent project growth factor compounded annually is applied to right-of-way and construction costs in program years 2, 3, 4, and 5. No inflation is applied to the Funding From Other Sources (FFOS) or Payments. Engineering includes PE costs, CE costs and R/W incidentals.												STATE FISCAL YEAR PROJECT BUDGETING						
												Prior Prog.	7/2019- 6/2020	7/2020- 6/2021	7/2021- 6/2022	7/2022- 6/2023	7/2023- 6/2024	
County: Polk	Pavement resurfacing from Rte. 32 to Rte. 215 south intersection.											Engineering:	17	105	0	0	0	0
Route: MO 123												R/W:	0	0	0	0	0	0
Job No.: 7S3220												Construction:	0	1,012	0	0	0	0
Length: 12.18	MPO: N										FFOS:	0	0	0	0	0	0	
Fund Cat: Taking Care Of System	AC-State: 894 State: 223 Local: 0											Payments:	0	0	0	0	0	0
Sec Cat: Thin Lift Overlay	Awd Date: Fall 19 Anticipated Fed Cat: STBG																	
TIP #:	Let With: 7S3222, 7S3267 Future Cost: 0 Estimate Total: 1,134																	
County: Polk	Bridge rehabilitation over North Dry Sac River 2 miles south of Brighton and on Rte. 64 over Lindley Creek 6 miles south of Pittsburg. Project involves bridges A3029 and A2916.											Engineering:	141	155	0	0	0	0
Route: MO 13												R/W:	0	0	0	0	0	0
Job No.: 7P3190E												Construction:	0	1,118	0	0	0	0
Length: 0.23	MPO: N										FFOS:	0	0	0	0	0	0	
Fund Cat: Taking Care Of System	Fed: 1,018 State: 255 Local: 0											Payments:	0	0	0	0	0	0
Sec Cat: Rehab And Reconst	Awd Date: Summer 19 Anticipated Fed Cat: NHPP																	
TIP #:	Let With: Future Cost: 0 Estimate Total: 1,414																	
County: Polk	Pavement resurfacing from 0.1 mile south of 565th Road in Polk County to Rte. WW in Greene County.											Engineering:	2	35	195	0	0	0
Route: MO 13												R/W:	0	0	0	0	0	0
Job No.: 7P3277												Construction:	0	0	2,032	0	0	0
Length: 6.86	MPO: N										FFOS:	0	0	0	0	0	0	
Fund Cat: Taking Care Of System	Fed: 1,810 State: 452 Local: 0											Payments:	0	0	0	0	0	0
Sec Cat: Thin Lift Overlay	Awd Date: Fall 20 Anticipated Fed Cat: NHPP																	
TIP #:	Let With: 7P3276 Future Cost: 0 Estimate Total: 2,264																	
County: Polk	Pavement resurfacing from Rte. 13 to Rte. D in Bolivar.											Engineering:	2	2	6	69	0	0
Route: MO 32												R/W:	0	0	0	0	0	0
Job No.: 7P3278												Construction:	0	0	0	626	0	0
Length: 2.98	MPO: N										FFOS:	0	0	0	0	0	0	
Fund Cat: Taking Care Of System	Fed: 564 State: 139 Local: 0											Payments:	0	0	0	0	0	0
Sec Cat: Thin Lift Overlay	Awd Date: 2022 Anticipated Fed Cat: NHPP																	
TIP #:	Let With: 7S3279 Future Cost: 0 Estimate Total: 705																	
County: Polk	Bridge preventive maintenance over Rte. 13 in Bolivar. Project involves bridge A6217.											Engineering:	0	8	41	0	0	0
Route: MO 83												R/W:	0	0	0	0	0	0
Job No.: 7P3105C												Construction:	0	0	294	0	0	0
Length: 0.06	MPO: N										FFOS:	0	0	0	0	0	0	
Fund Cat: Taking Care Of System	Fed: 274 State: 69 Local: 0											Payments:	0	0	0	0	0	0
Sec Cat: Preventive Maint	Awd Date: 2021 Anticipated Fed Cat: NHPP																	
TIP #:	Let With: 8S3151 Future Cost: 0 Estimate Total: 343																	

* Subject to the approval of the Transportation Improvement Program by the governing Metropolitan Planning Organization.



2020-2024 Highway and Bridge Construction Schedule

Transportation Planning

P.O. Box 270
Jefferson City, MO 65102

Construction contingency applied to construction cost in the year the project is awarded.

Three percent project growth factor compounded annually is applied to right-of-way and construction costs in program years 2, 3, 4, and 5.

No inflation is applied to the Funding From Other Sources (FFOS) or Payments.

Engineering includes PE costs, CE costs and R/W incidentals.

						STATE FISCAL YEAR PROJECT BUDGETING					
						Prior Prog.	7/2019- 6/2020	7/2020- 6/2021	7/2021- 6/2022	7/2022- 6/2023	7/2023- 6/2024
County: Polk	Pavement resurfacing on Springfield Avenue from Rte. 32 (Broadway Street) to Rte. 13 in Bolivar.	Engineering:	2	2	7	66	0	0			
Route: MO 83		R/W:	0	0	0	0	0	0			
Job No.: 7S3279		Construction:	0	0	0	693	0	0			
Length: 2.80	MPO: N	FFOS:	0	0	0	0	0	0			
Fund Cat: Taking Care Of System	Fed: 615 State: 153 Local: 0	Payments:	0	0	0	0	0	0			
Sec Cat: Thin Lift Overlay	Awd Date: 2022 Anticipated Fed Cat: NHPP										
TIP #: Let With: 7P3278	Future Cost: 0 Estimate Total: 770										
County: Polk	Pavement resurfacing and add centerline rumblestripe from Rte. 32 to Rte. WW.	Engineering:	6	32	204	0	0	0			
Route: RT H		R/W:	0	0	0	0	0	0			
Job No.: 7S3181		Construction:	0	0	2,126	0	0	0			
Length: 20.57	MPO: N	FFOS:	0	0	0	0	0	0			
Fund Cat: Taking Care Of System	Fed: 1,891 State: 471 Local: 0	Payments:	0	0	0	0	0	0			
Sec Cat: Thin Lift Overlay	Awd Date: Summer 20 Anticipated Fed Cat: STBG										
TIP #: Let With: 8S3092, 7S3215	Future Cost: 0 Estimate Total: 2,368										
County: Polk	Upgrade pedestrian facilities to comply with the ADA Transition Plan on Main Street from Cowden Street to Adams Street in Pleasant Hope.	Engineering:	21	7	28	0	0	0			
Route: RT H		R/W:	0	2	0	0	0	0			
Job No.: 7S3184		Construction:	0	0	126	0	0	0			
Length: 0.04	MPO: N	FFOS:	0	0	0	0	0	0			
Fund Cat: Taking Care Of System	Fed: 132 State: 31 Local: 0	Payments:	0	0	0	0	0	0			
Sec Cat: N- Ada Trans	Awd Date: 2021 Anticipated Fed Cat: STBG										
TIP #: Let With:	Future Cost: 0 Estimate Total: 184										
County: Polk	Culvert rehabilitation over Ingalls Creek 0.2 mile south of Rte. AC, on Rte. J over Brush Creek 0.8 mile north of Rte. 32, and on Rte. Z over Pratter Branch 0.2 mile west of Rock Prairie. Project involves culverts P0720, W0003 and W0507.	Engineering:	20	9	40	0	0	0			
Route: RT HH		R/W:	0	2	0	0	0	0			
Job No.: 7S3368		Construction:	0	0	279	0	0	0			
Length: 0.07	MPO: N	FFOS:	0	0	0	0	0	0			
Fund Cat: Taking Care Of System	AC-State: 265 State: 65 Local: 0	Payments:	0	0	0	0	0	0			
Sec Cat: Rehab And Reconst	Awd Date: 2021 Anticipated Fed Cat: STBG										
TIP #: Let With:	Future Cost: 0 Estimate Total: 350										
County: Polk	Pavement resurfacing from Rte. 13 to Rte. H.	Engineering:	4	4	45	0	0	0			
Route: RT KK		R/W:	0	0	0	0	0	0			
Job No.: 7S3215		Construction:	0	0	449	0	0	0			
Length: 6.82	MPO: N	FFOS:	0	0	0	0	0	0			
Fund Cat: Taking Care Of System	Fed: 398 State: 100 Local: 0	Payments:	0	0	0	0	0	0			
Sec Cat: Thin Lift Overlay	Awd Date: Summer 20 Anticipated Fed Cat: STBG										
TIP #: Let With: 8S3092, 7S3181	Future Cost: 0 Estimate Total: 502										

* Subject to the approval of the Transportation Improvement Program by the governing Metropolitan Planning Organization.



2020-2024 Highway and Bridge Construction Schedule

Transportation Planning

P.O. Box 270
Jefferson City, MO 65102

Construction contingency applied to construction cost in the year the project is awarded.

Three percent project growth factor compounded annually is applied to right-of-way and construction costs in program years 2, 3, 4, and 5.

No inflation is applied to the Funding From Other Sources (FFOS) or Payments.

Engineering includes PE costs, CE costs and R/W incidentals.

Construction contingency applied to construction cost in the year the project is awarded. Three percent project growth factor compounded annually is applied to right-of-way and construction costs in program years 2, 3, 4, and 5. No inflation is applied to the Funding From Other Sources (FFOS) or Payments. Engineering includes PE costs, CE costs and R/W incidentals.							STATE FISCAL YEAR PROJECT BUDGETING						
							Prior Prog.	7/2019- 6/2020	7/2020- 6/2021	7/2021- 6/2022	7/2022- 6/2023	7/2023- 6/2024	
County: St. Clair	Pavement improvements on the southbound lanes from SE 1100 Road to NE 201 Road.						Engineering:	4	1	1	1	1	42
Route: MO 13							R/W:	0	0	0	0	0	0
Job No.: 7P3034B							Construction:	0	0	0	0	0	886
Length: 1.27	MPO: N						FFOS:	0	0	0	0	0	0
Fund Cat: Taking Care Of System						Fed: 747 State: 185 Local: 0	Payments:	0	0	0	0	0	0
Sec Cat: Thin Lift Overlay	Awd Date: 2024	Anticipated Fed Cat: NHPP											
TIP #:	Let With:	Future Cost: 0 Estimate Total: 936											
County: St. Clair	Pavement resurfacing and add rumblestrips from 0.5 mile north of Rte. UU in St. Clair						Engineering:	2	149	765	0	0	0
Route: MO 13	County to 0.1 mile south of 565th Road in Polk County.						R/W:	0	0	0	0	0	0
Job No.: 7P3276							Construction:	0	0	8,018	0	0	0
Length: 34.60	MPO: N						FFOS:	0	0	0	0	0	0
Fund Cat: Taking Care Of System						Fed: 7,145 State: 1,787 Local: 0	Payments:	0	0	0	0	0	0
Sec Cat: Thin Lift Overlay	Awd Date: Fall 20	Anticipated Fed Cat: NHPP											
TIP #:	Let With: 7P3277	Future Cost: 0 Estimate Total: 8,934											
County: St. Clair	Bridge improvement over Simms Creek 4 miles west of Roscoe. Project involves bridge						Engineering:	0	10	87	135	0	0
Route: MO 82	J0305.						R/W:	0	0	0	0	0	0
Job No.: 7P3107E							Construction:	0	0	0	968	0	0
Length: 0.03	MPO: N						FFOS:	0	0	0	0	0	0
Fund Cat: Taking Care Of System						Fed: 960 State: 240 Local: 0	Payments:	0	0	0	0	0	0
Sec Cat: Rehab And Reconst	Awd Date: 2022	Anticipated Fed Cat: NHPP											
TIP #:	Let With:	Future Cost: 0 Estimate Total: 1,200											
County: St. Clair	Bridge rehabilitation over Truman Lake. Project involves bridge A3791.						Engineering:	235	365	0	0	0	0
Route: RT C							R/W:	0	0	0	0	0	0
Job No.: 7S3202							Construction:	0	2,643	0	0	0	0
Length: 0.36	MPO: N						FFOS:	0	0	0	0	0	0
Fund Cat: Taking Care Of System						Fed: 2,406 State: 602 Local: 0	Payments:	0	0	0	0	0	0
Sec Cat: Rehab And Reconst	Awd Date: Winter 20	Anticipated Fed Cat: NHPP											
TIP #:	Let With: 7S3203	Future Cost: 0 Estimate Total: 3,243											
County: St. Clair	Pavement resurfacing from Rte. A to Rte. 82.						Engineering:	14	156	0	0	0	0
Route: RT H							R/W:	0	0	0	0	0	0
Job No.: 7S3241							Construction:	0	1,445	0	0	0	0
Length: 18.69	MPO: N						FFOS:	0	0	0	0	0	0
Fund Cat: Taking Care Of System						AC-State: 1,281 State: 320 Local: 0	Payments:	0	0	0	0	0	0
Sec Cat: Thin Lift Overlay	Awd Date: Summer 19	Anticipated Fed Cat: STBG											
TIP #:	Let With: 7S3221, 7S3180, 7P3214	Future Cost: 0 Estimate Total: 1,615											

* Subject to the approval of the Transportation Improvement Program by the governing Metropolitan Planning Organization.

Jun-13-2019

Section 4 - 27

District Southwest

Dollars in Thousands



2020-2024 Highway and Bridge Construction Schedule

Transportation Planning

P.O. Box 270
Jefferson City, MO 65102

Construction contingency applied to construction cost in the year the project is awarded.

Three percent project growth factor compounded annually is applied to right-of-way and construction costs in program years 2, 3, 4, and 5.

No inflation is applied to the Funding From Other Sources (FFOS) or Payments.

Engineering includes PE costs, CE costs and R/W incidentals.

Construction contingency applied to construction cost in the year the project is awarded. Three percent project growth factor compounded annually is applied to right-of-way and construction costs in program years 2, 3, 4, and 5. No inflation is applied to the Funding From Other Sources (FFOS) or Payments. Engineering includes PE costs, CE costs and R/W incidentals.							STATE FISCAL YEAR PROJECT BUDGETING						
							Prior Prog.	7/2019- 6/2020	7/2020- 6/2021	7/2021- 6/2022	7/2022- 6/2023	7/2023- 6/2024	
County: St. Clair	Pavement resurfacing and remove nonstandard guardrail from Bus. 13 to Rte. V.						Engineering:	10	46	0	0	0	0
Route: RT WW							R/W:	0	0	0	0	0	0
Job No.: 7S3180							Construction:	0	472	0	0	0	0
Length: 4.62	MPO: N					FFOS:	0	0	0	0	0	0	
Fund Cat: Taking Care Of System	Fed: 415	State: 103	Local: 0				Payments:	0	0	0	0	0	
Sec Cat: Thin Lift Overlay	Awd Date: Summer 19	Anticipated Fed Cat: STBG											
TIP #: Let With: 7S3221, 7P3214, 7S3241	Future Cost: 0				Estimate Total: 528								
County: St. Clair	Upgrade pedestrian facilities to comply with the ADA Transition Plan at various locations on Rte. WW (Locust, Second and Chestnut Streets) in Osceola.						Engineering:	55	66	0	0	0	0
Route: RT WW							R/W:	0	2	0	0	0	0
Job No.: 7S3182							Construction:	0	278	0	0	0	0
Length: 1.05	MPO: N					FFOS:	0	0	0	0	0	0	
Fund Cat: Taking Care Of System	AC-State: 277	State: 69	Local: 0				Payments:	0	0	0	0	0	
Sec Cat: N- Ada Trans	Awd Date: Spring 20	Anticipated Fed Cat: STBG											
TIP #: Let With: 7P3246	Future Cost: 0				Estimate Total: 401								
County: St. Clair	Bridge rehabilitation over Truman Lake. Project involves bridge A3882.						Engineering:	104	303	0	0	0	0
Route: RT ZZ							R/W:	0	0	0	0	0	0
Job No.: 7S3203							Construction:	0	2,153	0	0	0	0
Length: 0.34	MPO: N					FFOS:	0	0	0	0	0	0	
Fund Cat: Taking Care Of System	Fed: 1,965	State: 491	Local: 0				Payments:	0	0	0	0	0	
Sec Cat: Rehab And Reconst	Awd Date: Winter 20	Anticipated Fed Cat: NHPP											
TIP #: Let With: 7S3202	Future Cost: 0				Estimate Total: 2,560								
County: Stone	Pavement resurfacing from south of the Kimberling City Bridge to the Arkansas State line.						Engineering:	0	2	2	10	12	143
Route: MO 13							R/W:	0	0	0	0	0	0
Job No.: 7P3394							Construction:	0	0	0	0	0	1,673
Length: 11.09	MPO: N					FFOS:	0	0	0	0	0	0	
Fund Cat: Taking Care Of System	Fed: 1,475	State: 367	Local: 0				Payments:	0	0	0	0	0	
Sec Cat: Thin Lift Overlay	Awd Date: 2024	Anticipated Fed Cat: NHPP											
TIP #: Let With:	Future Cost: 0				Estimate Total: 1,842								
County: Stone	Upgrade signal at Kisse Avenue in Kimberling City.						Engineering:	14	2	35	0	0	0
Route: MO 13							R/W:	0	0	0	0	0	0
Job No.: 8P2391							Construction:	0	0	182	0	0	0
Length: 0.20	MPO: N					FFOS:	0	0	0	0	0	0	
Fund Cat: Taking Care Of System	Fed: 176	State: 43	Local: 0				Payments:	0	0	0	0	0	
Sec Cat: Systems Operations	Awd Date: 2021	Anticipated Fed Cat: NHPP											
TIP #: Let With:	Future Cost: 0				Estimate Total: 233								

* Subject to the approval of the Transportation Improvement Program by the governing Metropolitan Planning Organization.

Jun-13-2019

Section 4 - 28

District Southwest

Dollars in Thousands



2020-2024 Highway and Bridge Construction Schedule

Transportation Planning

P.O. Box 270
Jefferson City, MO 65102

Construction contingency applied to construction cost in the year the project is awarded.

Three percent project growth factor compounded annually is applied to right-of-way and construction costs in program years 2, 3, 4, and 5.

No inflation is applied to the Funding From Other Sources (FFOS) or Payments.

Engineering includes PE costs, CE costs and R/W incidentals.

Construction contingency applied to construction cost in the year the project is awarded. Three percent project growth factor compounded annually is applied to right-of-way and construction costs in program years 2, 3, 4, and 5. No inflation is applied to the Funding From Other Sources (FFOS) or Payments. Engineering includes PE costs, CE costs and R/W incidentals.													STATE FISCAL YEAR PROJECT BUDGETING						
													Prior Prog.	7/2019- 6/2020	7/2020- 6/2021	7/2021- 6/2022	7/2022- 6/2023	7/2023- 6/2024	
County: Stone	Bridge replacement on private drive over Pine Run Creek 0.1 mile south of Rte. AA.												Engineering:	12	4	16	0	0	0
Route: MO 265	Project involves bridge T1016.												R/W:	0	2	0	0	0	0
Job No.: 7P3190I													Construction:	0	0	111	0	0	0
Length: 0.02	MPO: N												FFOS:	0	0	0	0	0	0
Fund Cat: Taking Care Of System	Fed: 0 State: 133 Local: 0												Payments:	0	0	0	0	0	0
Sec Cat: Rehab And Reconst	Awd Date: 2021 Anticipated Fed Cat: State																		
TIP #:	Let With: Future Cost: 0 Estimate Total: 145																		
County: Stone	Pavement resurfacing from Rte. 76 to 0.5 mile north of Rte. 165.												Engineering:	0	2	7	55	0	0
Route: MO 265													R/W:	0	0	0	0	0	0
Job No.: 7P3387													Construction:	0	0	0	573	0	0
Length: 5.12	MPO: N												FFOS:	0	0	0	0	0	0
Fund Cat: Taking Care Of System	AC-State: 510 State: 127 Local: 0												Payments:	0	0	0	0	0	0
Sec Cat: Thin Lift Overlay	Awd Date: 2022 Anticipated Fed Cat: STBG																		
TIP #:	Let With: Future Cost: 0 Estimate Total: 637																		
County: Stone	Pavement resurfacing from Flat Creek Road west of Cape Fair to Rte. 173.												Engineering:	2	6	29	0	0	0
Route: MO 76													R/W:	0	0	0	0	0	0
Job No.: 7S3189C													Construction:	0	0	285	0	0	0
Length: 3.97	MPO: N												FFOS:	0	0	0	0	0	0
Fund Cat: Taking Care Of System	AC-State: 257 State: 63 Local: 0												Payments:	0	0	0	0	0	0
Sec Cat: Thin Lift Overlay	Awd Date: 2021 Anticipated Fed Cat: STBG																		
TIP #:	Let With: Future Cost: 0 Estimate Total: 322																		
County: Stone	Pavement resurfacing from Rte. 13 in Branson West to Rte. 376 in Branson.												Engineering:	2	2	2	26	171	0
Route: MO 76													R/W:	0	0	0	0	0	0
Job No.: 7S3234													Construction:	0	0	0	0	1,881	0
Length: 7.27	MPO: N												FFOS:	0	0	0	0	0	0
Fund Cat: Taking Care Of System	Fed: 1,667 State: 415 Local: 0												Payments:	0	0	0	0	0	0
Sec Cat: Thin Lift Overlay	Awd Date: 2023 Anticipated Fed Cat: NHPP																		
TIP #:	Let With: Future Cost: 0 Estimate Total: 2,084																		
County: Stone	Upgrade pedestrian facilities to comply with the ADA Transition Plan at various locations												Engineering:	0	10	203	53	298	0
Route: MO 76	between Business 13 in Branson West and Rte. 376 in Branson.												R/W:	0	0	0	53	0	0
Job No.: 7S3395													Construction:	0	0	0	0	1,530	0
Length: 1.61	MPO: N												FFOS:	0	0	0	0	0	0
Fund Cat: Taking Care Of System	Fed: 1,718 State: 429 Local: 0												Payments:	0	0	0	0	0	0
Sec Cat: N- Ada Trans	Awd Date: 2023 Anticipated Fed Cat: NHPP																		
TIP #:	Let With: Future Cost: 0 Estimate Total: 2,147																		

* Subject to the approval of the Transportation Improvement Program by the governing Metropolitan Planning Organization.

Jun-13-2019

Section 4 - 29

District Southwest

Dollars in Thousands



2020-2024 Highway and Bridge Construction Schedule

Transportation Planning

P.O. Box 270
Jefferson City, MO 65102

Construction contingency applied to construction cost in the year the project is awarded.

Three percent project growth factor compounded annually is applied to right-of-way and construction costs in program years 2, 3, 4, and 5.

No inflation is applied to the Funding From Other Sources (FFOS) or Payments.

Engineering includes PE costs, CE costs and R/W incidentals.

Construction contingency applied to construction cost in the year the project is awarded. Three percent project growth factor compounded annually is applied to right-of-way and construction costs in program years 2, 3, 4, and 5. No inflation is applied to the Funding From Other Sources (FFOS) or Payments. Engineering includes PE costs, CE costs and R/W incidentals.											STATE FISCAL YEAR PROJECT BUDGETING							
											Prior Prog.	7/2019- 6/2020	7/2020- 6/2021	7/2021- 6/2022	7/2022- 6/2023	7/2023- 6/2024		
County: Stone	Route marking designation changes on Rtes. 76, 376, 465 and 65 in the Branson area.										Engineering:	8	91	0	0	0	0	
Route: MO 76											R/W:	0	0	0	0	0	0	
Job No.: 8O2373C											Construction:	0	382	0	0	0	0	
Length: 15.97	MPO: N											FFOS:	0	0	0	0	0	
Fund Cat: Taking Care Of System	AC-State: 379	State: 94	Local: 0								Payments:	0	0	0	0	0		
Sec Cat: Systems Operations	Awd Date: Fall 19	Anticipated Fed Cat: STBG																
TIP #:	Let With:	Future Cost: 0		Estimate Total: 481														
County: Stone	Pavement resurfacing from beginning of route to Rte. 13 near Kimberling City.										Engineering:	2	20	27	0	0	0	
Route: RT OO											R/W:	0	0	0	0	0	0	
Job No.: 7S3189D											Construction:	0	0	331	0	0	0	
Length: 2.79	MPO: N											FFOS:	0	0	0	0	0	0
Fund Cat: Taking Care Of System	AC-State: 303	State: 75	Local: 0								Payments:	0	0	0	0	0		
Sec Cat: Thin Lift Overlay	Awd Date: 2021	Anticipated Fed Cat: STBG																
TIP #:	Let With:	Future Cost: 0		Estimate Total: 380														
County: Stone	Pavement resurfacing and add centerline rumblestrips from beginning of state maintenance to Rte. 76.										Engineering:	70	66	0	0	0	0	
Route: RT Y											R/W:	0	0	0	0	0	0	
Job No.: 7S3216											Construction:	0	676	0	0	0	0	
Length: 8.33	MPO: N											FFOS:	0	0	0	0	0	0
Fund Cat: Taking Care Of System	Fed: 594	State: 148	Local: 0								Payments:	0	0	0	0	0		
Sec Cat: Thin Lift Overlay	Awd Date: Summer 19	Anticipated Fed Cat: STBG																
TIP #:	Let With:	Future Cost: 0		Estimate Total: 812														
County: Taney	Bridge deck sealing over Fall Creek in Branson. Project involves bridge A5471.										Engineering:	0	187	0	0	0	0	
Route: MO 376											R/W:	0	0	0	0	0	0	
Job No.: 7P3105B											Construction:	0	1,124	0	0	0	0	
Length: 0.15	MPO: N											FFOS:	0	0	0	0	0	0
Fund Cat: Taking Care Of System	Fed: 1,048	State: 263	Local: 0								Payments:	0	0	0	0	0		
Sec Cat: Preventive Maint	Awd Date: Spring 20	Anticipated Fed Cat: NHPP																
TIP #:	Let With: 8P3068B	Future Cost: 0		Estimate Total: 1,311														
County: Taney	Bridge rehabilitation on northbound bridge over Lake Taneycomo. Project involves bridge A3069.										Engineering:	10	4	24	0	0	0	
Route: US 65											R/W:	0	0	0	0	0	0	
Job No.: 7P3105D											Construction:	0	0	165	0	0	0	
Length: 0.17	MPO: N											FFOS:	0	0	0	0	0	0
Fund Cat: Taking Care Of System	Fed: 155	State: 38	Local: 0								Payments:	0	0	0	0	0		
Sec Cat: Preventive Maint	Awd Date: Fall 20	Anticipated Fed Cat: NHPP																
TIP #:	Let With: 7P3190L	Future Cost: 0		Estimate Total: 203														

* Subject to the approval of the Transportation Improvement Program by the governing Metropolitan Planning Organization.



2020-2024 Highway and Bridge Construction Schedule

Transportation Planning

P.O. Box 270
Jefferson City, MO 65102

Construction contingency applied to construction cost in the year the project is awarded.

Three percent project growth factor compounded annually is applied to right-of-way and construction costs in program years 2, 3, 4, and 5.

No inflation is applied to the Funding From Other Sources (FFOS) or Payments.

Engineering includes PE costs, CE costs and R/W incidentals.

						STATE FISCAL YEAR PROJECT BUDGETING					
						Prior Prog.	7/2019- 6/2020	7/2020- 6/2021	7/2021- 6/2022	7/2022- 6/2023	7/2023- 6/2024
County: Taney	Bridge rehabilitation on southbound bridge over Lake Taneycomo between Branson and Hollister. Project involves bridge A3070.	Engineering:	5	19	248	0	0	0	0	0	0
Route: US 65		R/W:	0	0	0	0	0	0	0	0	0
Job No.: 7P3190L		Construction:	0	0	1,683	0	0	0	0	0	0
Length: 0.14	MPO: N	FFOS:	0	0	0	0	0	0	0	0	0
Fund Cat: Taking Care Of System	Fed: 1,559 State: 391 Local: 0	Payments:	0	0	0	0	0	0	0	0	0
Sec Cat: Rehab And Reconst	Awd Date: Fall 20 Anticipated Fed Cat: NHPP										
TIP #: Let With: 7P3105D	Future Cost: 0 Estimate Total: 1,955										
County: Taney	Add ITS equipment for Ozarks Traffic at various locations in Branson. \$334,800 Accelerated Innovation Deployment and \$43,000 District Operations funds.	Engineering:	0	47	0	0	0	0	0	0	0
Route: MO 76		R/W:	0	0	0	0	0	0	0	0	0
Job No.: 7Q3410		Construction:	0	419	0	0	0	0	0	0	0
Length: 11.70	MPO: N	FFOS:	0	378	0	0	0	0	0	0	0
Fund Cat: Flexible & Other	Fed: 373 State: 93 Local: 0	Payments:	0	0	0	0	0	0	0	0	0
Sec Cat: Systems Operations	Awd Date: Fall 19 Anticipated Fed Cat: STBG										
TIP #: Let With:	Future Cost: 0 Estimate Total: 466										
County: Taney	Payment to the City of Branson for Phase I multimodal improvements on 76 Country Boulevard from Rte. 376 to 6th Street in Branson. \$413,000 Statewide Transportation Alternatives funds, \$387,000 Southwest District. To be let by Branson.	Engineering:	126	89	0	0	0	0	0	0	0
Route: MO 76		R/W:	0	0	0	0	0	0	0	0	0
Job No.: 8O2373		Construction:	0	800	0	0	0	0	0	0	0
Length: 4.74	MPO: N	FFOS:	0	413	0	0	0	0	0	0	0
Fund Cat: Flexible & Other	Fed: 711 State: 178 Local: 0	Payments:	0	0	0	0	0	0	0	0	0
Sec Cat: Enhancements	Awd Date: N/A Anticipated Fed Cat: STBG										
TIP #: Let With:	Future Cost: 75,001 - 100,000 Estimate Total: 1,015										
County: Taney	Payment to Branson for road relinquishment of Rte. 76 from Shepherd of the Hills Expressway to Sunshine Street. \$3,746,574 over 10 years from SFY 2019 through SFY 2028.	Engineering:	0	0	0	0	0	0	0	0	0
Route: MO 76		R/W:	0	0	0	0	0	0	0	0	0
Job No.: 8O2373B		Construction:	0	0	0	0	0	0	0	0	0
Length: 4.34	MPO: N	FFOS:	0	0	0	0	0	0	0	0	0
Fund Cat: Taking Care Of System	Fed: 0 State: 1,788 Local: 0	Payments:	654	337	347	357	368	379			
Sec Cat: Preventive Maint	Awd Date: N/A Anticipated Fed Cat: State										
TIP #: Let With:	Future Cost: 1,001 - 2,000 Estimate Total: 2,442										
County: Taney	Bridge replacement over Table Rock Lake. Project involves bridge A0590.	Engineering:	144	1,332	1,159	4,745	0	0	0	0	0
Route: MO 86		R/W:	0	0	206	0	0	0	0	0	0
Job No.: 7S3194		Construction:	0	0	0	30,270	0	0	0	0	0
Length: 0.30	MPO: N	FFOS:	0	0	0	0	0	0	0	0	0
Fund Cat: Statewide Interstate And Major Bridge	Fed: 30,170 State: 7,542 Local: 0	Payments:	0	0	0	0	0	0	0	0	0
Sec Cat:	Awd Date: 2022 Anticipated Fed Cat: NHPP										
TIP #: Let With:	Future Cost: 0 Estimate Total: 37,856										

* Subject to the approval of the Transportation Improvement Program by the governing Metropolitan Planning Organization.

Jun-13-2019

Section 4 - 31

District Southwest

Dollars in Thousands



2020-2024 Highway and Bridge Construction Schedule

Transportation Planning

P.O. Box 270
Jefferson City, MO 65102

Construction contingency applied to construction cost in the year the project is awarded.

Three percent project growth factor compounded annually is applied to right-of-way and construction costs in program years 2, 3, 4, and 5.

No inflation is applied to the Funding From Other Sources (FFOS) or Payments.

Engineering includes PE costs, CE costs and R/W incidentals.

Construction contingency applied to construction cost in the year the project is awarded. Three percent project growth factor compounded annually is applied to right-of-way and construction costs in program years 2, 3, 4, and 5. No inflation is applied to the Funding From Other Sources (FFOS) or Payments. Engineering includes PE costs, CE costs and R/W incidentals.										STATE FISCAL YEAR PROJECT BUDGETING						
										Prior Prog.	7/2019- 6/2020	7/2020- 6/2021	7/2021- 6/2022	7/2022- 6/2023	7/2023- 6/2024	
County: Taney	Pavement resurfacing from Rte. 76 east of Kirbyville to end of route.									Engineering:	2	6	22	0	0	0
Route: RT K										R/W:	0	0	0	0	0	0
Job No.: 7S3189F										Construction:	0	0	214	0	0	0
Length: 2.71	MPO: N								FFOS:	0	0	0	0	0	0	
Fund Cat: Taking Care Of System			AC-State: 194	State: 48	Local: 0					Payments:	0	0	0	0	0	
Sec Cat: Thin Lift Overlay	Awd Date: 2021	Anticipated Fed Cat: STBG														
TIP #:	Let With:	Future Cost: 0		Estimate Total: 244												
County: Taney	Pavement resurfacing from Rte. 76 in Mildred to end of route.									Engineering:	2	6	15	0	0	0
Route: RT MM										R/W:	0	0	0	0	0	0
Job No.: 7S3189E										Construction:	0	0	132	0	0	0
Length: 1.15	MPO: N								FFOS:	0	0	0	0	0	0	
Fund Cat: Taking Care Of System			AC-State: 123	State: 30	Local: 0					Payments:	0	0	0	0	0	
Sec Cat: Thin Lift Overlay	Awd Date: 2021	Anticipated Fed Cat: STBG														
TIP #:	Let With:	Future Cost: 0		Estimate Total: 155												
County: Taney	Pavement resurfacing from Rte. 265 to end of route.									Engineering:	2	6	11	0	0	0
Route: RT P										R/W:	0	0	0	0	0	0
Job No.: 7S3189H										Construction:	0	0	93	0	0	0
Length: 0.88	MPO: N								FFOS:	0	0	0	0	0	0	
Fund Cat: Taking Care Of System			AC-State: 88	State: 22	Local: 0					Payments:	0	0	0	0	0	
Sec Cat: Thin Lift Overlay	Awd Date: 2021	Anticipated Fed Cat: STBG														
TIP #:	Let With:	Future Cost: 0		Estimate Total: 112												
County: Taney	Upgrade pedestrian facilities to comply with the ADA Transition Plan at various locations in Stone and Taney counties.									Engineering:	0	20	185	210	0	0
Route: Various										R/W:	0	0	10	0	0	0
Job No.: 7S3421										Construction:	0	0	0	1,454	0	0
Length: 0.00	MPO: N								FFOS:	0	0	0	0	0	0	
Fund Cat: Taking Care Of System			AC-State: 1,503	State: 376	Local: 0					Payments:	0	0	0	0	0	
Sec Cat: N- Ada Trans	Awd Date: 2022	Anticipated Fed Cat: STBG														
TIP #:	Let With:	Future Cost: 0		Estimate Total: 1,879												
County: Taney	Pavement resurfacing from beginning of route to Rte. 76.									Engineering:	2	6	20	0	0	0
Route: RT VV										R/W:	0	0	0	0	0	0
Job No.: 7S3189G										Construction:	0	0	186	0	0	0
Length: 2.08	MPO: N								FFOS:	0	0	0	0	0	0	
Fund Cat: Taking Care Of System			AC-State: 170	State: 42	Local: 0					Payments:	0	0	0	0	0	
Sec Cat: Thin Lift Overlay	Awd Date: 2021	Anticipated Fed Cat: STBG														
TIP #:	Let With:	Future Cost: 0		Estimate Total: 214												

* Subject to the approval of the Transportation Improvement Program by the governing Metropolitan Planning Organization.

Jun-13-2019

Section 4 - 32

District Southwest

Dollars in Thousands



2020-2024 Highway and Bridge Construction Schedule

Transportation Planning

P.O. Box 270
Jefferson City, MO 65102

Construction contingency applied to construction cost in the year the project is awarded.

Three percent project growth factor compounded annually is applied to right-of-way and construction costs in program years 2, 3, 4, and 5.

No inflation is applied to the Funding From Other Sources (FFOS) or Payments.

Engineering includes PE costs, CE costs and R/W incidentals.

Construction contingency applied to construction cost in the year the project is awarded. Three percent project growth factor compounded annually is applied to right-of-way and construction costs in program years 2, 3, 4, and 5. No inflation is applied to the Funding From Other Sources (FFOS) or Payments. Engineering includes PE costs, CE costs and R/W incidentals.												STATE FISCAL YEAR PROJECT BUDGETING						
												Prior Prog.	7/2019- 6/2020	7/2020- 6/2021	7/2021- 6/2022	7/2022- 6/2023	7/2023- 6/2024	
County: Various	Add safety signage for wrong way countermeasures at various ramp locations.											Engineering:	4	117	0	0	0	0
Route: I-44												R/W:	0	0	0	0	0	0
Job No.: 713343												Construction:	0	557	0	0	0	0
Length: 0.00	MPO: Y										FFOS:	0	0	0	0	0		
Fund Cat: Safety (Statewide)	Fed: 606	State: 68	Local: 0								Payments:	0	0	0	0	0		
Sec Cat: Safety	Awd Date: Spring 20	Anticipated Fed Cat: Safety																
TIP #: Let With: 813146	Future Cost: 0	Estimate Total: 678																
County: Various	Curve safety improvements at various locations in the rural Southwest District.											Engineering:	0	0	0	0	0	0
Route: Various												R/W:	0	0	0	0	0	0
Job No.: 0X3122H												Construction:	0	0	0	515	0	0
Length: 0.00	MPO: N										FFOS:	0	0	0	0	0		
Fund Cat: Safety (Statewide)	Fed: 463	State: 52	Local: 0								Payments:	0	0	0	0	0		
Sec Cat: Safety	Awd Date: 2022	Anticipated Fed Cat: Safety																
TIP #: Let With:	Future Cost: 0	Estimate Total: 515																
County: Various	Payback beginning in SFY 2008 for Safe and Sound bridges in the rural Southwest District.											Engineering:	0	0	0	0	0	0
Route: Various												R/W:	59	0	0	0	0	0
Job No.: 5B0800W												Construction:	0	0	0	0	0	0
Length: 0.00	MPO: N										FFOS:	59	0	0	0	0		
Fund Cat: Taking Care Of System	Fed: 0	State: 38,840	Local: 0								Payments:	43,142	7,768	7,768	7,768	7,768		
Sec Cat: Rehab And Reconst	Awd Date: N/A	Anticipated Fed Cat: State																
TIP #: Let With:	Future Cost: 50,001 - 75,000	Estimate Total: 82,041																
County: Various	On-call work zone enforcement at various locations in the rural Southwest District.											Engineering:	2	2	0	0	0	0
Route: Various												R/W:	0	0	0	0	0	0
Job No.: 713208												Construction:	0	0	0	0	0	0
Length: 0.00	MPO: Y										FFOS:	0	0	0	0	0		
Fund Cat: Safety	Fed: 66	State: 7	Local: 0								Payments:	0	71	0	0	0		
Sec Cat: Safety	Awd Date: N/A	Anticipated Fed Cat: Safety																
TIP #: Let With:	Future Cost: 0	Estimate Total: 75																
County: Various	Job Order Contracting for bridge repairs at various locations in Barry, Barton, Cedar, Christian, Dade, Dallas, Greene, Jasper, Hickory, Lawrence, McDonald, Newton, Polk, Stone, Taney and Webster Counties in the rural Southwest District. \$231,000 District Ops. funds.											Engineering:	0	130	0	0	0	0
Route: Various												R/W:	0	0	0	0	0	0
Job No.: 713405												Construction:	0	600	0	0	0	0
Length: 0.00	MPO: Y										FFOS:	0	231	0	0	0	0	
Fund Cat: Taking Care Of System	AC-State: 584	State: 146	Local: 0								Payments:	0	0	0	0	0		
Sec Cat: Rehab And Reconst	Awd Date: Winter 20	Anticipated Fed Cat: STBG																
TIP #: Let With: 813178	Future Cost: 0	Estimate Total: 730																

* Subject to the approval of the Transportation Improvement Program by the governing Metropolitan Planning Organization.

Jun-13-2019

Section 4 - 33

District Southwest

Dollars in Thousands



2020-2024 Highway and Bridge Construction Schedule

Transportation Planning

P.O. Box 270
Jefferson City, MO 65102

Construction contingency applied to construction cost in the year the project is awarded.

Three percent project growth factor compounded annually is applied to right-of-way and construction costs in program years 2, 3, 4, and 5.

No inflation is applied to the Funding From Other Sources (FFOS) or Payments.

Engineering includes PE costs, CE costs and R/W incidentals.

Construction contingency applied to construction cost in the year the project is awarded. Three percent project growth factor compounded annually is applied to right-of-way and construction costs in program years 2, 3, 4, and 5. No inflation is applied to the Funding From Other Sources (FFOS) or Payments. Engineering includes PE costs, CE costs and R/W incidentals.							STATE FISCAL YEAR PROJECT BUDGETING					
							Prior Prog.	7/2019- 6/2020	7/2020- 6/2021	7/2021- 6/2022	7/2022- 6/2023	7/2023- 6/2024
County: Various Route: Various Job No.: 713406 Length: 0.00 MPO: N Fund Cat: Taking Care Of System Sec Cat: Rehab And Reconst Awd Date: Winter 20 TIP #: Let With: Future Cost: 0 Estimate Total: 1,573	Job Order Contracting for bridge repairs at various locations in Bates, Benton, Henry, St. Clair and Vernon Counties. \$560,000 District Operations funds.						Engineering: 0	273	0	0	0	0
							R/W: 0	0	0	0	0	0
							Construction: 0	1,300	0	0	0	0
							FFOS: 0	560	0	0	0	0
							Payments: 0	0	0	0	0	0
County: Various Route: Various Job No.: 713418 Length: 0.00 MPO: Y Fund Cat: Safety Sec Cat: Safety Awd Date: N/A TIP #: Let With: Future Cost: 0 Estimate Total: 75	On-call work zone enforcement at various locations in the rural Southwest District.						Engineering: 0	1	1	2	0	0
							R/W: 0	0	0	0	0	0
							Construction: 0	0	0	0	0	0
							FFOS: 0	0	0	0	0	0
							Payments: 0	0	0	71	0	0
County: Various Route: Various Job No.: 7P3370 Length: 0.00 MPO: N Fund Cat: Taking Care Of System Sec Cat: N- Ada Trans Awd Date: 2021 TIP #: Let With: Future Cost: 0 Estimate Total: 1,113	Upgrade pedestrian facilities to comply with the ADA Transition Plan at various locations in Dade, Greene, Lawrence and Polk Counties. \$600,000 Statewide Transportation Alternatives funds.						Engineering: 100	40	167	0	0	0
							R/W: 0	30	0	0	0	0
							Construction: 0	0	776	0	0	0
							FFOS: 0	0	600	0	0	0
							Payments: 0	0	0	0	0	0
County: Various Route: Various Job No.: 7P3373 Length: 0.00 MPO: Y Fund Cat: Safety Sec Cat: Safety Awd Date: N/A TIP #: Let With: Future Cost: 0 Estimate Total: 72	On-call work zone enforcement at various locations in the rural Southwest District.						Engineering: 0	0	1	0	0	0
							R/W: 0	0	0	0	0	0
							Construction: 0	0	0	0	0	0
							FFOS: 0	0	0	0	0	0
							Payments: 0	0	71	0	0	0
County: Various Route: Various Job No.: 7P3416 Length: 0.00 MPO: Y Fund Cat: Taking Care Of System Sec Cat: Routine Maintenance Awd Date: Spring 20 TIP #: Let With: Future Cost: 0 Estimate Total: 2,490	Job Order Contracting for guard cable and guardrail repair in the rural Southwest District.						Engineering: 0	246	0	0	0	0
							R/W: 0	0	0	0	0	0
							Construction: 0	2,244	0	0	0	0
							FFOS: 0	0	0	0	0	0
							Payments: 0	0	0	0	0	0

* Subject to the approval of the Transportation Improvement Program by the governing Metropolitan Planning Organization.

Jun-13-2019

Section 4 - 34

District Southwest

Dollars in Thousands



2020-2024 Highway and Bridge Construction Schedule

Transportation Planning

P.O. Box 270
Jefferson City, MO 65102

Construction contingency applied to construction cost in the year the project is awarded.

Three percent project growth factor compounded annually is applied to right-of-way and construction costs in program years 2, 3, 4, and 5.

No inflation is applied to the Funding From Other Sources (FFOS) or Payments.

Engineering includes PE costs, CE costs and R/W incidentals.

Construction contingency applied to construction cost in the year the project is awarded. Three percent project growth factor compounded annually is applied to right-of-way and construction costs in program years 2, 3, 4, and 5. No inflation is applied to the Funding From Other Sources (FFOS) or Payments. Engineering includes PE costs, CE costs and R/W incidentals.												STATE FISCAL YEAR PROJECT BUDGETING						
												Prior Prog.	7/2019- 6/2020	7/2020- 6/2021	7/2021- 6/2022	7/2022- 6/2023	7/2023- 6/2024	
County: Various	Pavement preservation treatment at various locations in the rural Southwest District.											Engineering:	0	61	236	0	0	0
Route: Various												R/W:	0	0	0	0	0	0
Job No.: 7P3417												Construction:	0	0	3,399	0	0	0
Length: 0.00	MPO: Y											FFOS:	0	0	0	0	0	0
Fund Cat: Taking Care Of System	AC-State: 2,957 State: 739 Local: 0										Payments:	0	0	0	0	0	0	
Sec Cat: Preventive Maint	Awd Date: 2021	Anticipated Fed Cat: STBG																
TIP #:	Let With:	Future Cost: 0 Estimate Total: 3,696																
County: Various	Operations and management of Ozarks Traffic ITS in the rural Southwest District.											Engineering:	2	1	0	0	0	0
Route: Various												R/W:	0	0	0	0	0	0
Job No.: 7Q3209												Construction:	0	0	0	0	0	0
Length: 0.00	MPO: Y	Fed: 224 State: 56 Local: 0										FFOS:	0	0	0	0	0	0
Fund Cat: Taking Care Of System	Awd Date: N/A Anticipated Fed Cat: STBG										Payments:	0	279	0	0	0	0	
Sec Cat: Systems Operations	Let With:	Future Cost: 0 Estimate Total: 282																
TIP #:																		
County: Various	Operations and management of Ozarks Traffic ITS in the rural Southwest District.											Engineering:	0	0	1	0	0	0
Route: Various												R/W:	0	0	0	0	0	0
Job No.: 7Q3365												Construction:	0	0	0	0	0	0
Length: 0.00	MPO: Y	AC-State: 224 State: 56 Local: 0										FFOS:	0	0	0	0	0	0
Fund Cat: Taking Care Of System	Awd Date: N/A Anticipated Fed Cat: STBG										Payments:	0	0	279	0	0	0	
Sec Cat: Systems Operations	Let With:	Future Cost: 0 Estimate Total: 280																
TIP #:																		
County: Various	Operations and management of Ozarks Traffic ITS in the rural Southwest District.											Engineering:	0	0	0	1	0	0
Route: Various												R/W:	0	0	0	0	0	0
Job No.: 7Q3414												Construction:	0	0	0	0	0	0
Length: 0.00	MPO: Y	AC-State: 224 State: 56 Local: 0										FFOS:	0	0	0	0	0	0
Fund Cat: Taking Care Of System	Awd Date: N/A Anticipated Fed Cat: STBG										Payments:	0	0	0	279	0	0	
Sec Cat: Systems Operations	Let With:	Future Cost: 0 Estimate Total: 280																
TIP #:																		
County: Vernon	Job Order Contracting for pavement repair from Rte. 54 in Vernon County to I-44 in Jasper County.											Engineering:	0	16	0	0	0	0
Route: IS 49												R/W:	0	0	0	0	0	0
Job No.: 0I3006X												Construction:	0	150	0	0	0	0
Length: 55.94	MPO: N	AC-State: 149 State: 17 Local: 0										FFOS:	0	0	0	0	0	0
Fund Cat: Statewide Interstate And Major Bridge	Awd Date: Winter 20 Anticipated Fed Cat: NHPP										Payments:	0	0	0	0	0	0	
Sec Cat: Preventive Maint	Let With:	Future Cost: 0 Estimate Total: 166																
TIP #:																		

* Subject to the approval of the Transportation Improvement Program by the governing Metropolitan Planning Organization.

Jun-13-2019

Section 4 - 35

District Southwest

Dollars in Thousands



2020-2024 Highway and Bridge Construction Schedule

Transportation Planning

P.O. Box 270
Jefferson City, MO 65102

Construction contingency applied to construction cost in the year the project is awarded.

Three percent project growth factor compounded annually is applied to right-of-way and construction costs in program years 2, 3, 4, and 5.

No inflation is applied to the Funding From Other Sources (FFOS) or Payments.

Engineering includes PE costs, CE costs and R/W incidentals.

Construction contingency applied to construction cost in the year the project is awarded. Three percent project growth factor compounded annually is applied to right-of-way and construction costs in program years 2, 3, 4, and 5. No inflation is applied to the Funding From Other Sources (FFOS) or Payments. Engineering includes PE costs, CE costs and R/W incidentals.											STATE FISCAL YEAR PROJECT BUDGETING					
											Prior Prog.	7/2019- 6/2020	7/2020- 6/2021	7/2021- 6/2022	7/2022- 6/2023	7/2023- 6/2024
County: Vernon Route: IS 49 Job No.: 013007X Length: 55.94 MPO: N Fund Cat: Statewide Interstate And Major Bridge Sec Cat: Preventive Maint Awd Date: 2021 Anticipated Fed Cat: NHPP TIP #: Let With: Future Cost: 0 Estimate Total: 171	Engineering: R/W: Construction: FFOS: Payments:	0 0 0 0 0 0	0 0 0 0 0 0	16 0 155 0 0 0	0 0 0 0 0 0	0 0 0 0 0 0										
County: Vernon Route: IS 49 Job No.: 713363 Length: 0.04 MPO: N Fund Cat: Taking Care Of System Sec Cat: Rehab And Reconst Awd Date: Fall 20 Anticipated Fed Cat: NHFP TIP #: Let With: 713371 Future Cost: 0 Estimate Total: 2,557	Engineering: R/W: Construction: FFOS: Payments:	89 0 0 0 0 0	293 10 0 0 0 0	221 0 1,944 0 0 0	0 0 0 0 0 0	0 0 0 0 0 0										
County: Vernon Route: IS 49 Job No.: 713411 Length: 0.20 MPO: N Fund Cat: Taking Care Of System Sec Cat: Rehab And Reconst Awd Date: Winter 20 Anticipated Fed Cat: NHPP TIP #: Let With: Future Cost: 0 Estimate Total: 1,192	Engineering: R/W: Construction: FFOS: Payments:	0 0 0 0 0 0	170 0 1,022 0 0 0	0 0 0 0 0 0	0 0 0 0 0 0	0 0 0 0 0 0										
County: Vernon Route: IS 49 Job No.: 7P3107G Length: 0.06 MPO: N Fund Cat: Taking Care Of System Sec Cat: Rehab And Reconst Awd Date: 2022 Anticipated Fed Cat: NHPP TIP #: Let With: Future Cost: 0 Estimate Total: 1,604	Engineering: R/W: Construction: FFOS: Payments:	0 0 0 0 0 0	2 0 0 0 0 0	32 0 0 0 0 0	172 0 1,398 0 0 0	0 0 0 0 0 0										
County: Vernon Route: US 54 Job No.: 7P3174 Length: 0.29 MPO: N Fund Cat: Taking Care Of System Sec Cat: Rehab And Reconst Awd Date: Summer 20 Anticipated Fed Cat: NHPP TIP #: Let With: Future Cost: 0 Estimate Total: 4,756	Engineering: R/W: Construction: FFOS: Payments:	6 0 0 0 0 0	284 2 0 0 0 0	520 0 3,944 0 0 0	0 0 0 0 0 0	0 0 0 0 0 0										

* Subject to the approval of the Transportation Improvement Program by the governing Metropolitan Planning Organization.

Jun-13-2019

Section 4 - 36

District Southwest

Dollars in Thousands



2020-2024 Highway and Bridge Construction Schedule

Transportation Planning

P.O. Box 270
Jefferson City, MO 65102

Construction contingency applied to construction cost in the year the project is awarded.

Three percent project growth factor compounded annually is applied to right-of-way and construction costs in program years 2, 3, 4, and 5.

No inflation is applied to the Funding From Other Sources (FFOS) or Payments.

Engineering includes PE costs, CE costs and R/W incidentals.

Construction contingency applied to construction cost in the year the project is awarded. Three percent project growth factor compounded annually is applied to right-of-way and construction costs in program years 2, 3, 4, and 5. No inflation is applied to the Funding From Other Sources (FFOS) or Payments. Engineering includes PE costs, CE costs and R/W incidentals.										STATE FISCAL YEAR PROJECT BUDGETING					
										Prior Prog.	7/2019- 6/2020	7/2020- 6/2021	7/2021- 6/2022	7/2022- 6/2023	7/2023- 6/2024
County: Vernon Route: US 54 Job No.: 7P3281 Length: 13.04 MPO: N Fund Cat: Taking Care Of System Sec Cat: Thin Lift Overlay Awd Date: Fall 20 Anticipated Fed Cat: NHPP TIP #: Let With: Future Cost: 0 Estimate Total: 6,309	Pavement resurfacing from the Kansas State line to Webster Street in Nevada.					Engineering: 100 R/W: 0 Construction: 0 FFOS: 0 Payments: 0	97 0 0 0 0	672 0 5,440 0 0	0 0 0 0 0	0 0 0 0 0					
County: Vernon Route: RT B Job No.: 7S3302 Length: 15.08 MPO: N Fund Cat: Taking Care Of System Sec Cat: Thin Lift Overlay Awd Date: 2021 Anticipated Fed Cat: STBG TIP #: Let With: Future Cost: 0 Estimate Total: 1,247	Pavement resurfacing from I-49 in Sheldon to Rte. 97.					Engineering: 2 R/W: 0 Construction: 0 FFOS: 0 Payments: 0	17 0 0 0 0	108 0 1,120 0 0	0 0 0 0 0	0 0 0 0 0					
County: Vernon Route: RT BB Job No.: 7P3190J Length: 0.14 MPO: N Fund Cat: Taking Care Of System Sec Cat: Rehab And Reconst Awd Date: Fall 20 Anticipated Fed Cat: NHPP TIP #: Let With: Future Cost: 0 Estimate Total: 997	Bridge replacement over Moore Branch 3.5 miles south of Nevada. Project involves bridge R0100.					Engineering: 100 R/W: 0 Construction: 0 FFOS: 0 Payments: 0	74 2 0 0 0	76 0 745 0 0	0 0 0 0 0	0 0 0 0 0					
County: Vernon Route: RT BB Job No.: 7S3294 Length: 13.35 MPO: N Fund Cat: Taking Care Of System Sec Cat: Thin Lift Overlay Awd Date: 2022 Anticipated Fed Cat: STBG TIP #: Let With: Future Cost: 0 Estimate Total: 1,373	Pavement resurfacing from Rte. 54 in Nevada to end of route near I-49 south of Milo.					Engineering: 0 R/W: 0 Construction: 0 FFOS: 0 Payments: 0	2 0 0 0 0	19 0 0 0 0	115 0 1,237 0 0	0 0 0 0 0					
County: Vernon Route: RT FF Job No.: 7P3190C Length: 0.10 MPO: N Fund Cat: Taking Care Of System Sec Cat: Rehab And Reconst Awd Date: 2021 Anticipated Fed Cat: NHPP TIP #: Let With: Future Cost: 0 Estimate Total: 1,587	Bridge rehabilitation over Drywood Creek 2.2 miles west of Rte. F. Project involves bridge A2015.					Engineering: 27 R/W: 0 Construction: 0 FFOS: 0 Payments: 0	116 0 0 0 0	171 0 1,273 0 0	0 0 0 0 0	0 0 0 0 0					

* Subject to the approval of the Transportation Improvement Program by the governing Metropolitan Planning Organization.

Jun-13-2019

Section 4 - 37

District Southwest

Dollars in Thousands



2020-2024 Highway and Bridge Construction Schedule

Transportation Planning

P.O. Box 270
Jefferson City, MO 65102

Construction contingency applied to construction cost in the year the project is awarded.

Three percent project growth factor compounded annually is applied to right-of-way and construction costs in program years 2, 3, 4, and 5.

No inflation is applied to the Funding From Other Sources (FFOS) or Payments.

Engineering includes PE costs, CE costs and R/W incidentals.

Construction contingency applied to construction cost in the year the project is awarded. Three percent project growth factor compounded annually is applied to right-of-way and construction costs in program years 2, 3, 4, and 5. No inflation is applied to the Funding From Other Sources (FFOS) or Payments. Engineering includes PE costs, CE costs and R/W incidentals.							STATE FISCAL YEAR PROJECT BUDGETING					
							Prior Prog.	7/2019- 6/2020	7/2020- 6/2021	7/2021- 6/2022	7/2022- 6/2023	7/2023- 6/2024
County: Vernon Route: RT HH Job No.: 7S3221 Length: 6.51 MPO: N Fund Cat: Taking Care Of System AC-State: 407 State: 103 Local: 0 Sec Cat: Thin Lift Overlay Awd Date: Summer 19 Anticipated Fed Cat: STBG TIP #: Let With: 7S3180, 7P3214, 7S3241 Future Cost: 0 Estimate Total: 516	Engineering: R/W: Construction: FFOS: Payments:	6 0 0 0 0 0	47 0 463 0 0 0	0 0 0 0 0 0	0 0 0 0 0 0	0 0 0 0 0 0						
County: Vernon Route: RT K Job No.: 7P3190H Length: 0.20 MPO: N Fund Cat: Taking Care Of System Fed: 648 State: 161 Local: 0 Sec Cat: Rehab And Reconst Awd Date: Fall 20 Anticipated Fed Cat: NHPP TIP #: Let With: Future Cost: 0 Estimate Total: 909	Engineering: R/W: Construction: FFOS: Payments:	100 0 0 0 0 0	80 10 0 0 0 0	63 0 656 0 0 0	0 0 0 0 0 0	0 0 0 0 0 0						
County: Vernon Route: RT W Job No.: 7S3303 Length: 3.65 MPO: N Fund Cat: Taking Care Of System AC-State: 451 State: 111 Local: 0 Sec Cat: Thin Lift Overlay Awd Date: 2022 Anticipated Fed Cat: STBG TIP #: Let With: Future Cost: 0 Estimate Total: 562	Engineering: R/W: Construction: FFOS: Payments:	0 0 0 0 0 0	2 0 0 0 0 0	6 0 0 0 0 0	49 0 505 0 0 0	0 0 0 0 0 0						
County: Vernon Route: RT W Job No.: 7S3367E Length: 1.34 MPO: N Fund Cat: Taking Care Of System AC-State: 876 State: 217 Local: 0 Sec Cat: N- Ada Trans Awd Date: 2022 Anticipated Fed Cat: STBG TIP #: Let With: Future Cost: 0 Estimate Total: 1,093	Engineering: R/W: Construction: FFOS: Payments:	0 0 0 0 0 0	10 0 0 0 0 0	82 2 0 852 0 0	147 0 0 0 508 0	0 0 0 0 0 0						
County: Webster Route: MO 38 Job No.: 7S3346 Length: 2.14 MPO: N Fund Cat: Taking Care Of System Fed: 677 State: 169 Local: 0 Sec Cat: Thin Lift Overlay Awd Date: 2022 Anticipated Fed Cat: STBG TIP #: Let With: Future Cost: 0 Estimate Total: 846	Engineering: R/W: Construction: FFOS: Payments:	0 0 0 0 0 0	2 0 0 0 0 0	10 0 0 763 0 0	71 0 0 0 0 0	0 0 0 0 0 0						

* Subject to the approval of the Transportation Improvement Program by the governing Metropolitan Planning Organization.

Jun-13-2019

Section 4 - 38

District Southwest

Dollars in Thousands



2020-2024 Highway and Bridge Construction Schedule

Transportation Planning

P.O. Box 270
Jefferson City, MO 65102

Construction contingency applied to construction cost in the year the project is awarded.

Three percent project growth factor compounded annually is applied to right-of-way and construction costs in program years 2, 3, 4, and 5.

No inflation is applied to the Funding From Other Sources (FFOS) or Payments.

Engineering includes PE costs, CE costs and R/W incidentals.

Construction contingency applied to construction cost in the year the project is awarded. Three percent project growth factor compounded annually is applied to right-of-way and construction costs in program years 2, 3, 4, and 5. No inflation is applied to the Funding From Other Sources (FFOS) or Payments. Engineering includes PE costs, CE costs and R/W incidentals.											STATE FISCAL YEAR PROJECT BUDGETING							
											Prior Prog.	7/2019- 6/2020	7/2020- 6/2021	7/2021- 6/2022	7/2022- 6/2023	7/2023- 6/2024		
County: Webster	Upgrade pedestrian facilities to comply with the ADA Transition Plan from Banning Street to east of Blair Street in Marshfield.										Engineering:	0	2	42	50	0	0	
Route: MO 38											R/W:	0	0	2	0	0	0	
Job No.: 7S3367B											Construction:	0	0	0	236	0	0	
Length: 0.61	MPO: N											FFOS:	0	0	0	0	0	0
Fund Cat: Taking Care Of System	AC-State: 267 State: 65 Local: 0										Payments:	0	0	0	0	0	0	
Sec Cat: N- Ada Trans	Awd Date: 2022	Anticipated Fed Cat: STBG																
TIP #:	Let With:	Future Cost: 0 Estimate Total: 332																
County: Webster	Job Order Contracting for pavement repair in Webster County.										Engineering:	0	12	0	0	0	0	
Route: IS 44											R/W:	0	0	0	0	0	0	
Job No.: 0I3006P											Construction:	0	100	0	0	0	0	
Length: 20.76	MPO: N											FFOS:	0	0	0	0	0	0
Fund Cat: Statewide Interstate And Major Bridge	AC-State: 100 State: 12 Local: 0										Payments:	0	0	0	0	0	0	
Sec Cat: Preventive Maint	Awd Date: Winter 20	Anticipated Fed Cat: NHPP																
TIP #:	Let With:	Future Cost: 0 Estimate Total: 112																
County: Webster	Job Order Contracting for pavement repair in Webster County.										Engineering:	0	0	12	0	0	0	
Route: IS 44											R/W:	0	0	0	0	0	0	
Job No.: 0I3007P											Construction:	0	0	103	0	0	0	
Length: 20.76	MPO: N											FFOS:	0	0	0	0	0	0
Fund Cat: Statewide Interstate And Major Bridge	AC-State: 103 State: 12 Local: 0										Payments:	0	0	0	0	0	0	
Sec Cat: Preventive Maint	Awd Date: 2021	Anticipated Fed Cat: NHPP																
TIP #:	Let With:	Future Cost: 0 Estimate Total: 115																
County: Webster	Bridge rehabilitation on eastbound bridge over Bowen Prairie Creek. Project involves bridge L0684.										Engineering:	4	1	1	35	72	0	
Route: IS 44											R/W:	0	0	0	0	0	0	
Job No.: 7I3197											Construction:	0	0	0	0	1,086	0	
Length: 0.04	MPO: N											FFOS:	0	0	0	0	0	0
Fund Cat: Taking Care Of System	Fed: 1,074 State: 121 Local: 0										Payments:	0	0	0	0	0	0	
Sec Cat: Rehab And Reconst	Awd Date: 2023	Anticipated Fed Cat: NHFP																
TIP #:	Let With:	Future Cost: 0 Estimate Total: 1,199																
County: Webster	Pavement repair at various locations in Webster County.										Engineering:	0	20	0	0	0	0	
Route: IS 44											R/W:	0	0	0	0	0	0	
Job No.: 7I3412											Construction:	0	50	0	0	0	0	
Length: 20.78	MPO: N											FFOS:	0	0	0	0	0	0
Fund Cat: Taking Care Of System	Fed: 56 State: 14 Local: 0										Payments:	0	0	0	0	0	0	
Sec Cat: Rehab And Reconst	Awd Date: Spring 20	Anticipated Fed Cat: NHPP																
TIP #:	Let With: 8P3182	Future Cost: 0 Estimate Total: 70																

* Subject to the approval of the Transportation Improvement Program by the governing Metropolitan Planning Organization.

Jun-13-2019

Section 4 - 39

District Southwest

Dollars in Thousands



2020-2024 Highway and Bridge Construction Schedule

Transportation Planning

P.O. Box 270
Jefferson City, MO 65102

Construction contingency applied to construction cost in the year the project is awarded.

Three percent project growth factor compounded annually is applied to right-of-way and construction costs in program years 2, 3, 4, and 5.

No inflation is applied to the Funding From Other Sources (FFOS) or Payments.

Engineering includes PE costs, CE costs and R/W incidentals.

Construction contingency applied to construction cost in the year the project is awarded. Three percent project growth factor compounded annually is applied to right-of-way and construction costs in program years 2, 3, 4, and 5. No inflation is applied to the Funding From Other Sources (FFOS) or Payments. Engineering includes PE costs, CE costs and R/W incidentals.							STATE FISCAL YEAR PROJECT BUDGETING						
							Prior Prog.	7/2019- 6/2020	7/2020- 6/2021	7/2021- 6/2022	7/2022- 6/2023	7/2023- 6/2024	
County: Webster	Add interchange at Marshall Road 0.7 mile northeast of Marshfield and add new roadway to Rte. CC. \$5,000,000 Cost Share, \$7,400,374 Marshfield.						Engineering:	450	235	0	0	0	0
Route: IS 44							R/W:	510	0	0	0	0	0
Job No.: 810445							Construction:	0	11,891	0	0	0	0
Length: 0.57	MPO: N						FFOS:	509	11,891	0	0	0	0
Fund Cat: Flexible & Other	Fed: 4,975 State: 23 Local: 7,128						Payments:	0	0	0	0	0	0
Sec Cat: System Expansion	Awd Date: Fall 19	Anticipated Fed Cat: NHPP											
TIP #: Let With:	Future Cost: 0 Estimate Total: 13,086												
County: Webster	Pavement resurfacing and add offset left turn lanes at various locations from 0.6 mile west of Rte. A to west of Rte. O in Wright County. \$711,000 Open Container funds.						Engineering:	231	477	0	0	0	0
Route: US 60							R/W:	0	27	0	0	0	0
Job No.: 7P3265							Construction:	0	4,809	0	0	0	0
Length: 12.46	MPO: N						FFOS:	0	711	0	0	0	0
Fund Cat: Taking Care Of System	Fed: 4,251 State: 1,062 Local: 0						Payments:	0	0	0	0	0	0
Sec Cat: Thin Lift Overlay	Awd Date: Winter 20	Anticipated Fed Cat: NHPP											
TIP #: Let With: 7P3272	Future Cost: 0 Estimate Total: 5,544												
County: Webster	Pavement resurfacing and add J-turns at various locations from Rte. VV in Rogersville to 0.6 mile west of Rte. A. \$1,327,000 Open Container funds.						Engineering:	204	615	0	0	0	0
Route: US 60							R/W:	0	24	0	0	0	0
Job No.: 7P3272							Construction:	0	6,052	0	0	0	0
Length: 11.59	MPO: N						FFOS:	0	1,327	0	0	0	0
Fund Cat: Taking Care Of System	Fed: 5,353 State: 1,338 Local: 0						Payments:	0	0	0	0	0	0
Sec Cat: Thin Lift Overlay	Awd Date: Winter 20	Anticipated Fed Cat: NHPP											
TIP #: Let With: 7P3265	Future Cost: 0 Estimate Total: 6,895												
County: Webster	Pavement resurfacing and add shoulders at various locations from Rte. 38 to Rte. 60 and pavement resurfacing on Rte. K from Rte. 60 to Rte. 14.						Engineering:	0	2	130	217	0	0
Route: RT A							R/W:	0	0	0	0	0	0
Job No.: 7S3293B							Construction:	0	0	0	2,986	0	0
Length: 27.86	MPO: N						FFOS:	0	0	0	0	0	0
Fund Cat: Taking Care Of System	AC-State: 2,669 State: 666 Local: 0						Payments:	0	0	0	0	0	0
Sec Cat: Thin Lift Overlay	Awd Date: 2022	Anticipated Fed Cat: STBG											
TIP #: Let With:	Future Cost: 0 Estimate Total: 3,335												
County: Webster	Bridge improvement over the Niangua Branch 1.8 miles east of Marshfield. Project involves bridge G0719.						Engineering:	0	10	88	131	0	0
Route: RT CC							R/W:	0	0	26	0	0	0
Job No.: 7P3107D							Construction:	0	0	0	971	0	0
Length: 0.02	MPO: N						FFOS:	0	0	0	0	0	0
Fund Cat: Taking Care Of System	Fed: 981 State: 245 Local: 0						Payments:	0	0	0	0	0	0
Sec Cat: Rehab And Reconst	Awd Date: 2022	Anticipated Fed Cat: NHPP											
TIP #: Let With:	Future Cost: 0 Estimate Total: 1,226												

* Subject to the approval of the Transportation Improvement Program by the governing Metropolitan Planning Organization.



2020-2024 Highway and Bridge Construction Schedule

Transportation Planning

P.O. Box 270
Jefferson City, MO 65102

Construction contingency applied to construction cost in the year the project is awarded.

Three percent project growth factor compounded annually is applied to right-of-way and construction costs in program years 2, 3, 4, and 5.

No inflation is applied to the Funding From Other Sources (FFOS) or Payments.

Engineering includes PE costs, CE costs and R/W incidentals.

Construction contingency applied to construction cost in the year the project is awarded. Three percent project growth factor compounded annually is applied to right-of-way and construction costs in program years 2, 3, 4, and 5. No inflation is applied to the Funding From Other Sources (FFOS) or Payments. Engineering includes PE costs, CE costs and R/W incidentals.							STATE FISCAL YEAR PROJECT BUDGETING					
							Prior Prog.	7/2019- 6/2020	7/2020- 6/2021	7/2021- 6/2022	7/2022- 6/2023	7/2023- 6/2024
County: Webster	Add roundabout on Hubble Drive at Banning Street in Marshfield. Design and inspection by Marshfield. \$490,344 Marshfield and \$156,548 Marshfield STBG-Urban funds. NOS is OK. See agreement.		Engineering:	45	4	0	0	0	0	0		
Route: RT CC			R/W:	93	0	0	0	0	0	0		
Job No.: 7P3187H			Construction:	0	1,519	0	0	0	0	0		
Length: 0.14	MPO: N		FFOS:	0	647	0	0	0	0	0		
Fund Cat: Flexible & Other	Fed: 1,033 State: 0 Local: 490		Payments:	0	0	0	0	0	0	0		
Sec Cat: Safety	Awd Date: Fall 19	Anticipated Fed Cat: Safety										
TIP #: Let With: 7S3348	Future Cost: 0 Estimate Total: 1,661											
County: Webster	Pavement resurfacing on Hubble Drive from Rifle Range Road to Rte. 38 in Marshfield.		Engineering:	16	30	0	0	0	0	0		
Route: RT CC			R/W:	0	0	0	0	0	0	0		
Job No.: 7S3348			Construction:	0	282	0	0	0	0	0		
Length: 2.68	MPO: N		FFOS:	0	0	0	0	0	0	0		
Fund Cat: Taking Care Of System	AC-State: 250 State: 62 Local: 0		Payments:	0	0	0	0	0	0	0		
Sec Cat: Thin Lift Overlay	Awd Date: Fall 19	Anticipated Fed Cat: STBG										
TIP #: Let With: 7P3187H	Future Cost: 0 Estimate Total: 328											
County: Webster	Pavement resurfacing from Rte. A to Rte. B.		Engineering:	15	100	0	0	0	0	0		
Route: RT KK			R/W:	0	0	0	0	0	0	0		
Job No.: 7S3218			Construction:	0	960	0	0	0	0	0		
Length: 13.71	MPO: N		FFOS:	0	0	0	0	0	0	0		
Fund Cat: Taking Care Of System	AC-State: 848 State: 212 Local: 0		Payments:	0	0	0	0	0	0	0		
Sec Cat: Thin Lift Overlay	Awd Date: Fall 19	Anticipated Fed Cat: STBG										
TIP #: Let With: 7S3217, 7S3219	Future Cost: 0 Estimate Total: 1,075											
County: Webster	Pavement resurfacing from Rte. 60 to Rte. 14.		Engineering:	12	94	0	0	0	0	0		
Route: RT Z			R/W:	0	0	0	0	0	0	0		
Job No.: 7S3217			Construction:	0	870	0	0	0	0	0		
Length: 11.86	MPO: N		FFOS:	0	0	0	0	0	0	0		
Fund Cat: Taking Care Of System	AC-State: 771 State: 193 Local: 0		Payments:	0	0	0	0	0	0	0		
Sec Cat: Thin Lift Overlay	Awd Date: Fall 19	Anticipated Fed Cat: STBG										
TIP #: Let With: 7S3218, 7S3219	Future Cost: 0 Estimate Total: 976											

* Subject to the approval of the Transportation Improvement Program by the governing Metropolitan Planning Organization.

Jun-13-2019

Section 4 - 41

District Southwest

Dollars in Thousands



2020-2024 Highway and Bridge Construction Schedule

Transportation Planning

P.O. Box 270
Jefferson City, MO 65102

Construction contingency applied to construction cost in the year the project is awarded.
Three percent project growth factor compounded annually is applied to right-of-way and construction costs in program years 2, 3, 4, and 5.

No inflation is applied to the Funding From Other Sources (FFOS) or Payments.

Engineering includes PE costs, CE costs and R/W incidentals.

Southwest NON TMA Total

STATE FISCAL YEAR PROJECT BUDGETING						
	Prior Prog.	7/2019- 6/2020	7/2020- 6/2021	7/2021- 6/2022	7/2022- 6/2023	7/2023- 6/2024
FFOS:	568	45,752	3,259	1,314	0	0
Total R/W:	5,400	689	360	53	0	0
Total Construction:	0	159,787	98,342	126,966	5,760	15,052
Paybacks:	43,796	8,455	8,465	8,475	8,136	8,147
Sub-Total:	49,196	168,931	107,167	135,494	13,896	23,199
Total Engineering:	19,791	25,895	14,508	13,156	804	1,216
Grand Total:	68,987	194,826	121,675	148,650	14,700	24,415
		2020	2021	2022	2023	2024
State	43,502	29,166	29,722	9,331	11,399	
AC-State	24,918	16,016	13,028	74	0	
Local	8,539	0	0	0	0	
Sub-total State	76,959	45,182	42,750	9,405	11,399	
Federal						
Sub-total Federal	117,867	76,493	105,900	5,295	13,016	
Grand Total	194,826	121,675	148,650	14,700	24,415	

Project Count: 204

* Subject to the approval of the Transportation Improvement Program by the governing Metropolitan Planning Organization.

Jun-13-2019

Section 4 - 1

District Southwest

Dollars in Thousands

District Program Summary
Southwest (Rural)
(Dollars in Millions)

Amounts include construction and right of way, excludes engineering.

State Fiscal Year	2020	2021	2022	2023	2024
Statewide Interstate And Major Bridge - Available					
Statewide Interstate And Major Bridge - FFOS	0.000	0.000	0.000	0.000	0.000
Statewide Interstate And Major Bridge - Fund Transfers	3.214	0.550	28.732	0.000	0.000
Statewide Interstate And Major Bridge - Carryover	-4.153	0.000	0.000	0.000	0.000
Award and Completed Project Adjustments	0.000	0.000	0.000	0.000	0.000
Statewide Interstate And Major Bridge - Total Available	-0.939	0.550	28.732	0.000	0.000
Statewide Interstate And Major Bridge - Programmed	3.214	0.773	30.270	0.000	0.000
Safety - Available	2.743	4.006	4.092	4.091	4.091
Safety - FFOS	0.000	0.000	0.000	0.000	0.000
Safety - Fund Transfers	-2.441	-3.266	-4.402	0.000	0.000
Safety - Carryover	0.466	0.000	0.000	0.000	0.000
Award and Completed Project Adjustments	0.125	0.521	0.409	0.009	0.000
Safety - Total Available	0.893	1.261	0.099	4.100	4.091
Safety - Programmed	0.434	0.071	0.071	0.000	0.000
Taking Care Of System - Available	33.079	32.940	78.312	80.662	83.082
Taking Care Of System - FFOS	6.227	3.259	1.314	0.000	0.000
Taking Care Of System - Fund Transfers	49.138	60.797	14.281	0.397	0.000
Taking Care Of System - Carryover	3.177	0.000	0.000	0.000	0.000
Award and Completed Project Adjustments	5.177	2.954	0.397	-2.815	0.000
Taking Care Of System - Total Available	96.798	99.950	94.304	78.244	83.082
Taking Care Of System - Programmed	103.359	104.982	104.637	13.896	23.198
Flexible & Other - Available					
Flexible & Other - FFOS	14.525	0.000	0.000	0.000	0.000
Flexible & Other - Fund Transfers	3.433	0.000	0.000	0.000	0.000
Flexible & Other - Carryover	-3.301	0.000	0.000	0.000	0.000
Award and Completed Project Adjustments	0.000	0.000	0.000	0.000	0.000
Flexible & Other - Total Available	14.657	0.000	0.000	0.000	0.000
Flexible & Other - Programmed	17.958	0.000	0.000	0.000	0.000
Statewide Safety - Available					
Statewide Safety - FFOS	0.000	0.000	0.000	0.000	0.000
Statewide Safety - Fund Transfers	0.557	1.299	0.485	0.000	0.000
Statewide Safety - Carryover	0.000	0.000	0.000	0.000	0.000
Award and Completed Project Adjustments	0.000	0.000	0.000	0.000	0.000
Statewide Safety - Total Available	0.557	1.299	0.485	0.000	0.000
Statewide Safety - Programmed	0.557	1.338	0.515	0.000	0.000
Statewide Major Projects & Emerging Needs - Available					
Statewide Major Projects & Emerging Needs - FFOS	0.000	0.000	0.000	0.000	0.000
Statewide Major Projects & Emerging Needs - Fund Transfers	0.000	0.000	0.000	0.000	0.000
Statewide Major Projects & Emerging Needs - Carryover	8.440	0.000	0.000	0.000	0.000
Award and Completed Project Adjustments	0.000	0.000	0.000	0.000	0.000
Statewide Major Projects & Emerging Needs - Total Available	8.440	0.000	0.000	0.000	0.000
Statewide Major Projects & Emerging Needs - Programmed	0.000	0.000	0.000	0.000	0.000
Statewide Amendment 3 - Available					
Statewide Amendment 3 - FFOS	25.000	0.000	0.000	0.000	0.000
Statewide Amendment 3 - Fund Transfers	18.409	0.000	0.000	0.000	0.000
Statewide Amendment 3 - Carryover	-4.940	0.000	0.000	0.000	0.000
Award and Completed Project Adjustments	0.000	0.000	0.000	0.000	0.000
Statewide Amendment 3 - Total Available	38.469	0.000	0.000	0.000	0.000
Statewide Amendment 3 - Programmed	43.409	0.000	0.000	0.000	0.000

*Note: Three percent inflation compounded annually applied to program years 2021 - 2024
Two percent construction contingency applied to construction.*

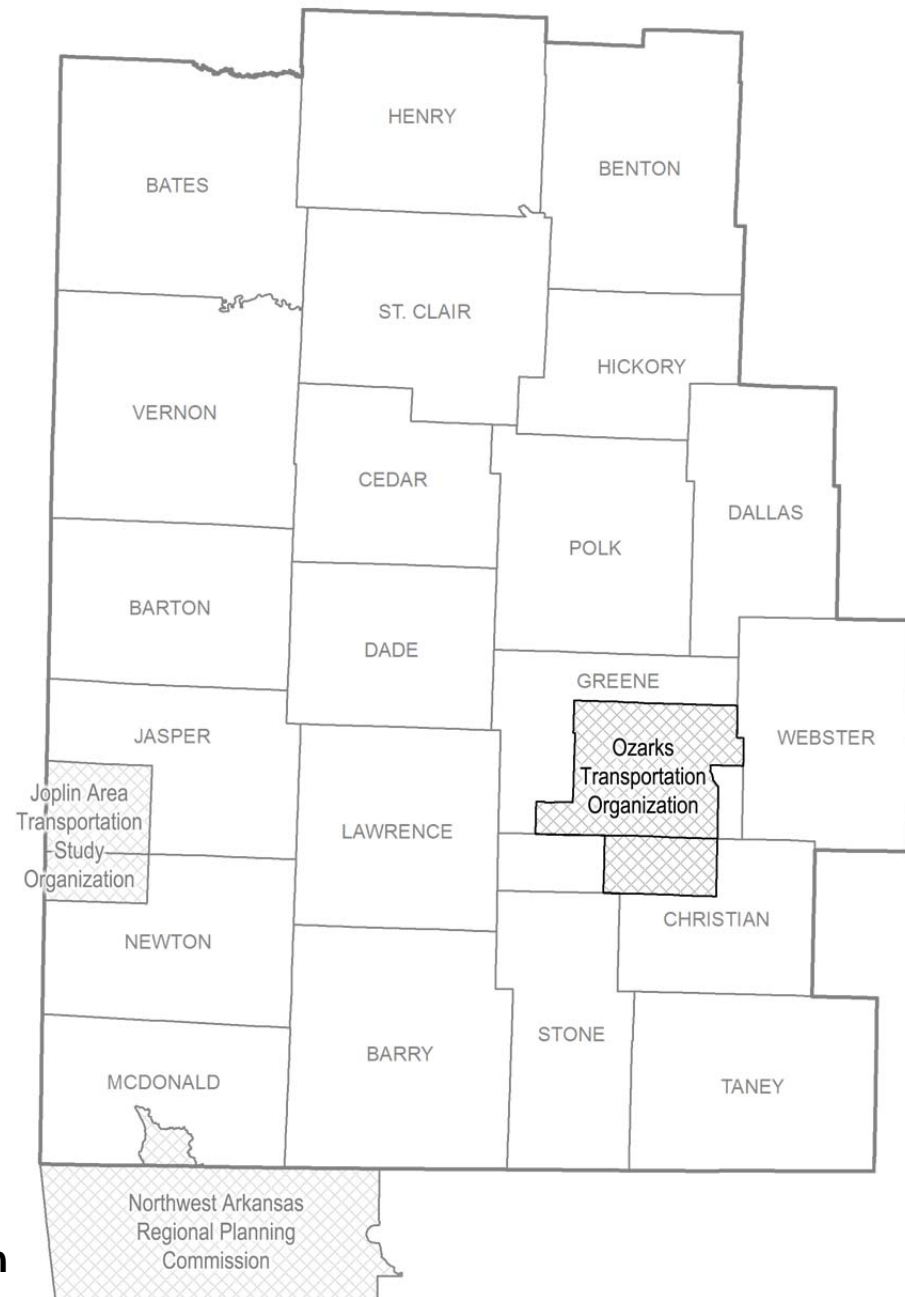
District Program Summary**Southwest (Rural)**

(Dollars in Millions)

Amounts include construction and right of way, excludes engineering.

Total Categorized Funding Available by SFY	158.875	103.060	123.620	82.344	87.173
Total Flexible Funds Available	0.000	1.354	-0.442	16.334	-0.038
Adjustments	5.302	3.475	0.806	-2.806	0.000
Carryovers	-0.311				
Total Available by SFY	158.875	104.414	123.178	98.678	87.135
Total Programmed by SFY	168.931	107.164	135.493	13.896	23.198

*Note: Three percent inflation compounded annually applied to program years 2021 - 2024
Two percent construction contingency applied to construction.*



**MoDOT's Southwest District
TMA: Ozarks Transportation Organization**

(Note: The following MoDOT projects are located inside the Springfield Metropolitan Planning area boundary.)

Projects in Section 4 shaded in gray represent conditional commitments. If the level of federal funding is reduced, the projects shaded in gray will be delayed to future years.

PROJECT DESCRIPTION KEY

2020-2024 Highway and Bridge Construction Schedule

Construction contingency applied to construction cost in the year the project is awarded.

Three percent project growth factor compounded annually is applied to right-of-way and construction in program years 2, 3, 4, and 5.

No inflation is applied to the Funding From Other Sources (FFOS) or Payments.

Engineering includes PE costs, CE costs, and R/W incidentals.

						STATE FISCAL YEAR PROJECT BUDGETING					
						Prior Prog.	7/2019 6/2020	7/2020 6/2021	7/2021 6/2022	7/2022 6/2023	7/2023 6/2024
County:	XX					Engineering:	99	9	0	0	0
Route:	XX					R/W:	0	0	99	0	0
Job No.:						Construction:	0	0	0	999	0
Length:						FFOS:	0	0	0	99	0
Fund Cat:	MPO:	Fed:	State:	Local:		Payments:	0	99	0	0	0
Sec Cat:	Award Date	Anticipated Fed Cat:									
TIP#:	Let With:	Future Cost:	Estimate Total:								

Anticipated Federal
Funding Category^

Estimated cost range beyond 2024.

Date project is to be awarded to begin
construction (Season and calendar year
for 2019 & 2020. SFY only beyond 2020).

Projects let in combination.

Metropolitan Planning Organization (Y/N).

Project description and location.

County location of project.

Route location of project.

Project number used to track
project costs.

Total length in 1/100 miles.

Primary Funding Category.*

Secondary Funding Category.**

Transportation Improvement Program
number (MPO projects only).

Total project cost estimate.

Federal, Advanced CN-State,
State and Local share of project
costs.

Dollars programmed
in previous STIPs.

Dollars funded
from other
sources.

Dollars for construction,
utilities and
contingency.

Dollars for right-of-way
(land acquisition).

Dollars to be paid back for
accelerating the project or
payments to others.

Dollars for engineering that include
preliminary engineering, construction
engineering and right-of-way incidentals.

*Primary Funding Category:

Take Care of System
Statewide Interstate & Major Bridge
Safety
Statewide Safety
Flexible & Other
Amendment 3

**Secondary Funding Category:

Enhancements
Low Type Resurfacing
N - Ada Trans (ADA Transition Plan)
Preventive Maint (Preventive Maintenance)
Regional
Rehab And Reconst (Rehabilitation and Reconstruction)
Routine Maintenance
Safety
Systems Operations
Thin Lift Overlay
Urban Safety

^Anticipated Federal Funding Category:

CMAQ - Congestion Mitigation and Air Quality.

* Usually 80% Federal & 20% State funds.

Earmark - usually 80% Federal & 20% State funds.

NHFP - National Highway Freight Program.

* Usually 80% Federal & 20% State funds.

NHPP - National Highway Performance Program.

* Usually 80% Federal & 20% State funds.

* Sometimes 90% Federal & 10% State funds.

Safety - usually 90% Federal & 10% State funds.

State - No federal funds, state only funded.

STBG - Surface Transportation Block Grant program.

* Usually 80% Federal & 20% State funds.

(All Costs in Thousands)



2020-2024 Highway and Bridge Construction Schedule

Transportation Planning

P.O. Box 270
Jefferson City, MO 65102

Construction contingency applied to construction cost in the year the project is awarded.

Three percent project growth factor compounded annually is applied to right-of-way and construction costs in program years 2, 3, 4, and 5.

No inflation is applied to the Funding From Other Sources (FFOS) or Payments.

Engineering includes PE costs, CE costs and R/W incidentals.

						STATE FISCAL YEAR PROJECT BUDGETING					
						Prior Prog.	7/2019- 6/2020	7/2020- 6/2021	7/2021- 6/2022	7/2022- 6/2023	7/2023- 6/2024
County:	Christian	Add lanes, turn lanes and drainage from Fort Street to 0.2 mile east of Tiffany Boulevard and add fiber optic connection from Rte. 160 to Ridgecrest Street in Nixa.				Engineering:	774	210	375	0	0
Route:	MO 14					R/W:	1,205	0	0	0	0
Job No.:	8P0588H					Construction:	0	0	6,702	0	0
Length:	1.44	MPO:	Y			FFOS:	0	0	0	0	0
Fund Cat:	Flexible & Other	Fed:	5,830	State:	1,457	Local:	0				
Sec Cat:	System Expansion	Awd Date:	2021	Anticipated Fed Cat:	NHPP	Payments:	0	0	0	0	0
TIP #:	NX1701	Let With:	8P3115B	Future Cost:	0	Estimate Total:	9,266				
County:	Christian	Add lanes from 32nd Street to 22nd Street in Ozark. \$26,300 City of Ozark and \$105,200 STBG funds.				Engineering:	235	544	0	0	0
Route:	MO 14					R/W:	0	75	0	0	0
Job No.:	8P0588I					Construction:	0	2,856	0	0	0
Length:	0.79	MPO:	Y			FFOS:	0	131	0	0	0
Fund Cat:	Flexible & Other	Fed:	2,780	State:	669	Local:	26				
Sec Cat:	System Expansion	Awd Date:	Spring 20	Anticipated Fed Cat:	NHPP	Payments:	0	0	0	0	0
TIP #:	OK1803	Let With:	8P3115, 8P3015, 8P3096	Future Cost:	0	Estimate Total:	3,710				
County:	Christian	Add lanes and sidewalk, replace signal on Jackson Street at Rte. NN in Ozark. \$1,484,000 Ozark STBG-Urban funds, \$371,000 Ozark, Design by Ozark.				Engineering:	320	383	0	0	0
Route:	MO 14					R/W:	710	0	0	0	0
Job No.:	8P3015					Construction:	0	2,956	0	0	0
Length:	0.49	MPO:	Y			FFOS:	391	1,464	0	0	0
Fund Cat:	Flexible & Other	Fed:	2,672	State:	374	Local:	293				
Sec Cat:	Regional	Awd Date:	Spring 20	Anticipated Fed Cat:	STBG	Payments:	0	0	0	0	0
TIP #:	OK1401-17A	Let With:	8P3115, 8P0588I, 8P3096	Future Cost:	0	Estimate Total:	4,369				
County:	Christian	Add lanes, sidewalk, and pedestrian signal on Jackson Street from 16th Street to 0.1 mile west of Rte. NN in Ozark. \$835,000 Open Container Funds.				Engineering:	546	579	0	0	0
Route:	MO 14					R/W:	25	0	0	0	0
Job No.:	8P3096					Construction:	0	3,436	0	0	0
Length:	0.63	MPO:	Y			FFOS:	0	835	0	0	0
Fund Cat:	Flexible & Other	Fed:	3,213	State:	802	Local:	0				
Sec Cat:	Regional	Awd Date:	Spring 20	Anticipated Fed Cat:	STBG	Payments:	0	0	0	0	0
TIP #:	OK1701	Let With:	8P3115, 8P3015, 8P0588I	Future Cost:	0	Estimate Total:	4,586				
County:	Christian	Pavement resurfacing from west of 3rd Street to south of Hartley Road in Ozark and from 6th Avenue to Rte. W in Ozark.				Engineering:	2	61	0	0	0
Route:	MO 14					R/W:	0	0	0	0	0
Job No.:	8P3115					Construction:	0	510	0	0	0
Length:	2.74	MPO:	Y			FFOS:	0	0	0	0	0
Fund Cat:	Taking Care Of System	Fed:	457	State:	114	Local:	0				
Sec Cat:	Thin Lift Overlay	Awd Date:	Spring 20	Anticipated Fed Cat:	NHPP	Payments:	0	0	0	0	0
TIP #:	NX1901-19	Let With:	8P3015, 8P0588I, 8P3096	Future Cost:	0	Estimate Total:	573				

* Subject to the approval of the Transportation Improvement Program by the governing Metropolitan Planning Organization.



2020-2024 Highway and Bridge Construction Schedule

Transportation Planning

P.O. Box 270
Jefferson City, MO 65102

Construction contingency applied to construction cost in the year the project is awarded.

Three percent project growth factor compounded annually is applied to right-of-way and construction costs in program years 2, 3, 4, and 5.

No inflation is applied to the Funding From Other Sources (FFOS) or Payments.

Engineering includes PE costs, CE costs and R/W incidentals.

Construction contingency applied to construction cost in the year the project is awarded. Three percent project growth factor compounded annually is applied to right-of-way and construction costs in program years 2, 3, 4, and 5. No inflation is applied to the Funding From Other Sources (FFOS) or Payments. Engineering includes PE costs, CE costs and R/W incidentals.												STATE FISCAL YEAR PROJECT BUDGETING						
												Prior Prog.	7/2019- 6/2020	7/2020- 6/2021	7/2021- 6/2022	7/2022- 6/2023	7/2023- 6/2024	
County: Christian	Pavement resurfacing from east of Tiffany Boulevard in Nixa to 32nd Street in Ozark.											Engineering:	0	8	54	0	0	0
Route: MO 14												R/W:	0	0	0	0	0	0
Job No.: 8P3115B												Construction:	0	0	541	0	0	0
Length: 2.31	MPO: Y											FFOS:	0	0	0	0	0	0
Fund Cat: Taking Care Of System	Fed: 483 State: 120 Local: 0										Payments:	0	0	0	0	0	0	
Sec Cat: Thin Lift Overlay	Awd Date: 2021		Anticipated Fed Cat: NHPP															
TIP #: Let With: 8P0588H	Future Cost: 0 Estimate Total: 603																	
County: Christian	Pavement resurfacing from Rte. 14 to south of South Street in Nixa.											Engineering:	8	10	0	0	0	0
Route: US 160												R/W:	0	0	0	0	0	0
Job No.: 8P3051E												Construction:	0	79	0	0	0	0
Length: 0.34	MPO: Y											FFOS:	0	0	0	0	0	0
Fund Cat: Taking Care Of System	Fed: 71 State: 18 Local: 0										Payments:	0	0	0	0	0	0	
Sec Cat: Thin Lift Overlay	Awd Date: Spring 20		Anticipated Fed Cat: NHPP															
TIP #: NX1902-19	Let With: 8P3087B Future Cost: 0 Estimate Total: 97																	
County: Christian	Add turn lanes and sidewalks on Massey Boulevard at South Street in Nixa. \$146,000											Engineering:	208	146	0	0	0	0
Route: US 160	Nixa, \$584,000 Nixa STBG-Urban funds.											R/W:	125	0	0	0	0	0
Job No.: 8P3087B												Construction:	0	981	0	0	0	0
Length: 0.24	MPO: Y											FFOS:	63	667	0	0	0	0
Fund Cat: Flexible & Other	Fed: 902 State: 92 Local: 133										Payments:	0	0	0	0	0	0	
Sec Cat: Regional	Awd Date: Spring 20		Anticipated Fed Cat: NHPP															
TIP #: NX1803-18A	Let With: 8P3051E Future Cost: 0 Estimate Total: 1,460																	
County: Christian	Roadway improvements from Rte. AA to Rte. CC.											Engineering:	150	50	316	698	588	0
Route: US 160												R/W:	0	0	0	3,183	0	0
Job No.: 8S3138												Construction:	0	0	0	0	9,748	0
Length: 0.50	MPO: Y											FFOS:	0	0	0	0	0	0
Fund Cat: Flexible & Other	Fed: 11,665 State: 2,918 Local: 0										Payments:	0	0	0	0	0	0	
Sec Cat: Regional	Awd Date: 2023		Anticipated Fed Cat: NHPP															
TIP #: CC1802	Let With: Future Cost: 0 Estimate Total: 14,733																	
County: Christian	Pavement resurfacing from Rte. CC to 1 mile south of Rte. F in Ozark.											Engineering:	2	32	180	0	0	0
Route: US 65												R/W:	0	0	0	0	0	0
Job No.: 8P3116												Construction:	0	0	1,867	0	0	0
Length: 5.65	MPO: Y											FFOS:	0	0	0	0	0	0
Fund Cat: Taking Care Of System	Fed: 1,664 State: 415 Local: 0										Payments:	0	0	0	0	0	0	
Sec Cat: Thin Lift Overlay	Awd Date: Fall 20		Anticipated Fed Cat: NHPP															
TIP #: OK1901-19	Let With: 7P3235 Future Cost: 0 Estimate Total: 2,081																	

* Subject to the approval of the Transportation Improvement Program by the governing Metropolitan Planning Organization.



2020-2024 Highway and Bridge Construction Schedule

Transportation Planning

P.O. Box 270
Jefferson City, MO 65102

Construction contingency applied to construction cost in the year the project is awarded.

Three percent project growth factor compounded annually is applied to right-of-way and construction costs in program years 2, 3, 4, and 5.

No inflation is applied to the Funding From Other Sources (FFOS) or Payments.

Engineering includes PE costs, CE costs and R/W incidentals.

Construction contingency applied to construction cost in the year the project is awarded. Three percent project growth factor compounded annually is applied to right-of-way and construction costs in program years 2, 3, 4, and 5. No inflation is applied to the Funding From Other Sources (FFOS) or Payments. Engineering includes PE costs, CE costs and R/W incidentals.												STATE FISCAL YEAR PROJECT BUDGETING					
												Prior Prog.	7/2019- 6/2020	7/2020- 6/2021	7/2021- 6/2022	7/2022- 6/2023	7/2023- 6/2024
County: Greene Route: MO 125 Job No.: 8S3161 Length: 0.56 MPO: Y Fund Cat: Taking Care Of System Sec Cat: Systems Operations Awd Date: Winter 20 TIP #: ST190119A3 Let With:	Ditch grading and replace culverts from 0.2 mile east of Rte. OO west junction to 0.1 mile east of Old Orchard Drive in Strafford.					AC-State: 54 State: 13 Local: 0	Engineering: 2 R/W: 0 Construction: 0 FFOS: 0 Payments: 0	10 0 57 0 0	0 0 0 0 0	0 0 0 0 0	0 0 0 0 0						
County: Greene Route: MO 125 Job No.: 8S3176 Length: 23.83 MPO: Y Fund Cat: Taking Care Of System Sec Cat: Preventive Maint Awd Date: Winter 20 TIP #: 7S3402 Let With:	Pavement preservation treatment at various locations in the urban Southwest District.					AC-State: 514 State: 128 Local: 0	Engineering: 0 R/W: 0 Construction: 0 FFOS: 0 Payments: 0	56 0 586 0 0	0 0 0 0 0	0 0 0 0 0	0 0 0 0 0						
County: Greene Route: MO 13 Job No.: 8P2390 Length: 0.40 MPO: Y Fund Cat: Taking Care Of System Sec Cat: Systems Operations Awd Date: 2023 TIP #: SP1401 Let With:	Upgrade signals on Kansas Expressway at Sunset Street and Walnut Lawn Street in Springfield.					Fed: 446 State: 111 Local: 0	Engineering: 42 R/W: 0 Construction: 0 FFOS: 0 Payments: 0	7 0 0 0 0	8 0 0 0 0	10 0 0 0 0	83 0 449 0 0						
County: Greene Route: MO 13 Job No.: 8P3067B Length: 0.05 MPO: Y Fund Cat: Taking Care Of System Sec Cat: Rehab And Reconst Awd Date: Spring 20 TIP #: GR1903-19 Let With:	Bridge rehabilitation over Little Sac River. Project involves bridges A3030 northbound and southbound.					Fed: 848 State: 212 Local: 0	Engineering: 0 R/W: 0 Construction: 0 FFOS: 0 Payments: 0	172 0 888 0 0	0 0 0 0 0	0 0 0 0 0	0 0 0 0 0						
County: Greene Route: MO 13 Job No.: 8P3118 Length: 5.81 MPO: Y Fund Cat: Taking Care Of System Sec Cat: Thin Lift Overlay Awd Date: Fall 20 TIP #: GR1903-19 Let With:	Pavement resurfacing from Rte. WW in Greene County to 0.1 mile north of Norton Road in Springfield.					Fed: 1,895 State: 473 Local: 0	Engineering: 2 R/W: 0 Construction: 0 FFOS: 0 Payments: 0	37 0 0 0 0	205 0 2,126 0 0	0 0 0 0 0	0 0 0 0 0						

* Subject to the approval of the Transportation Improvement Program by the governing Metropolitan Planning Organization.

Jun-13-2019

Section 4 - 3

District Southwest

TMA

Dollars in Thousands



2020-2024 Highway and Bridge Construction Schedule

Transportation Planning

P.O. Box 270
Jefferson City, MO 65102

Construction contingency applied to construction cost in the year the project is awarded.

Three percent project growth factor compounded annually is applied to right-of-way and construction costs in program years 2, 3, 4, and 5.

No inflation is applied to the Funding From Other Sources (FFOS) or Payments.

Engineering includes PE costs, CE costs and R/W incidentals.

Construction contingency applied to construction cost in the year the project is awarded. Three percent project growth factor compounded annually is applied to right-of-way and construction costs in program years 2, 3, 4, and 5. No inflation is applied to the Funding From Other Sources (FFOS) or Payments. Engineering includes PE costs, CE costs and R/W incidentals.											STATE FISCAL YEAR PROJECT BUDGETING					
											Prior Prog.	7/2019- 6/2020	7/2020- 6/2021	7/2021- 6/2022	7/2022- 6/2023	7/2023- 6/2024
County: Greene Route: MO 13 Job No.: 8S3165 Length: 7.65 MPO: Y Fund Cat: Taking Care Of System Sec Cat: Thin Lift Overlay Awd Date: 2023 Anticipated Fed Cat: NHPP TIP #: Let With: Future Cost: 0 Estimate Total: 2,517	Engineering: R/W: Construction: FFOS: Payments:	0 0 0 0 0 0	10 0 0 0 0 0	2 0 0 0 0 0	25 0 0 0 0 0	198 0 2,282 0 0 0										
County: Greene Route: MO 13 Job No.: 8S3173 Length: 7.65 MPO: Y Fund Cat: Taking Care Of System Sec Cat: N- Ada Trans Awd Date: 2023 Anticipated Fed Cat: STBG TIP #: Let With: Future Cost: 0 Estimate Total: 1,873	Engineering: R/W: Construction: FFOS: Payments:	0 0 0 0 0 0	2 0 0 0 0 0	50 0 0 0 0 0	191 0 0 0 0 0	267 0 1,363 0 0 0										
County: Greene Route: US 160 Job No.: 8P3170 Length: 4.33 MPO: Y Fund Cat: Taking Care Of System Sec Cat: Thin Lift Overlay Awd Date: 2022 Anticipated Fed Cat: NHPP TIP #: Let With: Future Cost: 0 Estimate Total: 1,803	Engineering: R/W: Construction: FFOS: Payments:	0 0 0 0 0 0	10 0 0 0 0 0	14 0 0 0 0 0	132 0 1,647 0 0 0	0 0 0 0 0 0										
County: Greene Route: US 160 Job No.: 8P3174 Length: 4.33 MPO: Y Fund Cat: Taking Care Of System Sec Cat: N- Ada Trans Awd Date: 2022 Anticipated Fed Cat: STBG TIP #: Let With: Future Cost: 0 Estimate Total: 71	Engineering: R/W: Construction: FFOS: Payments:	0 0 0 0 0 0	2 0 0 0 0 0	7 2 0 0 0 0	12 0 48 0 0 0	0 0 0 0 0 0										
County: Greene Route: US 160 Job No.: 8Q3180 Length: 4.08 MPO: Y Fund Cat: Flexible & Other Sec Cat: Systems Operations Awd Date: Spring 20 Anticipated Fed Cat: STBG TIP #: Let With: Future Cost: 0 Estimate Total: 600	Engineering: R/W: Construction: FFOS: Payments:	0 0 0 0 0 0	100 0 500 0 0 0	0 0 0 0 0 0	0 0 0 0 0 0	0 0 0 0 0 0										

* Subject to the approval of the Transportation Improvement Program by the governing Metropolitan Planning Organization.



2020-2024 Highway and Bridge Construction Schedule

Transportation Planning

P.O. Box 270
Jefferson City, MO 65102

Construction contingency applied to construction cost in the year the project is awarded.

Three percent project growth factor compounded annually is applied to right-of-way and construction costs in program years 2, 3, 4, and 5.

No inflation is applied to the Funding From Other Sources (FFOS) or Payments.

Engineering includes PE costs, CE costs and R/W incidentals.

Construction contingency applied to construction cost in the year the project is awarded. Three percent project growth factor compounded annually is applied to right-of-way and construction costs in program years 2, 3, 4, and 5. No inflation is applied to the Funding From Other Sources (FFOS) or Payments. Engineering includes PE costs, CE costs and R/W incidentals.												STATE FISCAL YEAR PROJECT BUDGETING					
												Prior Prog.	7/2019- 6/2020	7/2020- 6/2021	7/2021- 6/2022	7/2022- 6/2023	7/2023- 6/2024
County: Greene Pavement resurfacing on West Bypass from Rte. 413 (Sunshine Street) to north of Rte. 60 (James River Freeway). Route: US 160 Job No.: 8S3168 Length: 2.18 MPO: Y Fund Cat: Taking Care Of System Fed: 790 State: 196 Local: 0 Sec Cat: Thin Lift Overlay Awd Date: 2022 Anticipated Fed Cat: NHPP TIP #: Let With: Future Cost: 0 Estimate Total: 986						Engineering:	0	4	7	68	0	0					
						R/W:	0	0	0	0	0	0					
						Construction:	0	0	0	907	0	0					
						FFOS:	0	0	0	0	0	0					
						Payments:	0	0	0	0	0	0					
County: Greene Pavement resurfacing and add shoulders from Rte. AB to I-44 in Springfield. Route: MO 266 Job No.: 8S3188 Length: 2.67 MPO: Y Fund Cat: Taking Care Of System AC-State: 754 State: 187 Local: 0 Sec Cat: Thin Lift Overlay Awd Date: 2021 Anticipated Fed Cat: STBG TIP #: Let With: Future Cost: 0 Estimate Total: 941						Engineering:	0	56	63	0	0	0					
						R/W:	0	0	0	0	0	0					
						Construction:	0	0	822	0	0	0					
						FFOS:	0	0	0	0	0	0					
						Payments:	0	0	0	0	0	0					
County: Greene Bridge rehabilitation at various locations on and over James River Freeway in Springfield. Project involves bridges A4140, A4142, A4146, and A4185. Route: MO 360 Job No.: 8P3067C Length: 0.25 MPO: Y Fund Cat: Taking Care Of System Fed: 2,373 State: 594 Local: 0 Sec Cat: Rehab And Reconst Awd Date: Fall 19 Anticipated Fed Cat: NHPP TIP #: Let With: Future Cost: 0 Estimate Total: 2,967						Engineering:	0	424	0	0	0	0					
						R/W:	0	0	0	0	0	0					
						Construction:	0	2,543	0	0	0	0					
						FFOS:	0	0	0	0	0	0					
						Payments:	0	0	0	0	0	0					
County: Greene Pavement resurfacing from Rte. 360 to Rte. 13 (Kansas Expressway) in Springfield. Project involves bridge H0945. Route: MO 413 Job No.: 8S3114 Length: 4.86 MPO: Y Fund Cat: Taking Care Of System Fed: 1,450 State: 362 Local: 0 Sec Cat: Thin Lift Overlay Awd Date: Fall 19 Anticipated Fed Cat: NHPP TIP #: SP1809-18 Let With: 8S3121 Future Cost: 0 Estimate Total: 1,839						Engineering:	27	166	0	0	0	0					
						R/W:	0	0	0	0	0	0					
						Construction:	0	1,646	0	0	0	0					
						FFOS:	0	0	0	0	0	0					
						Payments:	0	0	0	0	0	0					
County: Greene Bridge improvement on Sunshine Street over Missouri and Northern Arkansas Railroad in Springfield. Project involves bridge H0945. Route: MO 413 Job No.: 8S3157 Length: 0.61 MPO: Y Fund Cat: Taking Care Of System Fed: 3,095 State: 772 Local: 0 Sec Cat: Rehab And Reconst Awd Date: 2022 Anticipated Fed Cat: NHPP TIP #: Let With: Future Cost: 0 Estimate Total: 3,877						Engineering:	10	10	322	392	0	0					
						R/W:	0	0	57	0	0	0					
						Construction:	0	0	0	3,086	0	0					
						FFOS:	0	0	0	0	0	0					
						Payments:	0	0	0	0	0	0					

* Subject to the approval of the Transportation Improvement Program by the governing Metropolitan Planning Organization.



2020-2024 Highway and Bridge Construction Schedule

Transportation Planning

P.O. Box 270
Jefferson City, MO 65102

Construction contingency applied to construction cost in the year the project is awarded.

Three percent project growth factor compounded annually is applied to right-of-way and construction costs in program years 2, 3, 4, and 5.

No inflation is applied to the Funding From Other Sources (FFOS) or Payments.

Engineering includes PE costs, CE costs and R/W incidentals.

						STATE FISCAL YEAR PROJECT BUDGETING					
						Prior Prog.	7/2019- 6/2020	7/2020- 6/2021	7/2021- 6/2022	7/2022- 6/2023	7/2023- 6/2024
County: Greene	Job Order Contracting for pavement repair in the Ozarks Transportation Organization area.					Engineering:	0	19	0	0	0
Route: IS 44						R/W:	0	0	0	0	0
Job No.: 0I3006O						Construction:	0	200	0	0	0
Length: 21.41	MPO: Y					FFOS:	0	0	0	0	0
Fund Cat: Statewide Interstate And Major Bridge	AC-State: 197 State: 22 Local: 0					Payments:	0	0	0	0	0
Sec Cat: Preventive Maint	Awd Date: Winter 20 Anticipated Fed Cat: NHPP										
TIP #: 	Let With: Future Cost: 0 Estimate Total: 219										
County: Greene	Job Order Contracting for pavement repair in the Ozarks Transportation Organization area.					Engineering:	0	0	19	0	0
Route: IS 44						R/W:	0	0	0	0	0
Job No.: 0I3007O						Construction:	0	0	206	0	0
Length: 21.41	MPO: Y					FFOS:	0	0	0	0	0
Fund Cat: Statewide Interstate And Major Bridge	AC-State: 202 State: 23 Local: 0					Payments:	0	0	0	0	0
Sec Cat: Preventive Maint	Awd Date: 2021 Anticipated Fed Cat: NHPP										
TIP #: 	Let With: Future Cost: 0 Estimate Total: 225										
County: Greene	Pavement resurfacing from east of Rte. 360 to 0.6 mile west of Rte. 266.					Engineering:	27	174	0	0	0
Route: IS 44						R/W:	0	0	0	0	0
Job No.: 8I3120						Construction:	0	1,456	0	0	0
Length: 2.71	MPO: Y					FFOS:	0	0	0	0	0
Fund Cat: Taking Care Of System	Fed: 1,466 State: 164 Local: 0					Payments:	0	0	0	0	0
Sec Cat: Thin Lift Overlay	Awd Date: Fall 19 Anticipated Fed Cat: NHPP										
TIP #: GR1904-19	Let With: 7I3201 Future Cost: 0 Estimate Total: 1,657										
County: Greene	Rebuild pavement on the eastbound lanes at Rte. 744 (Mulroy Road) interchange in Springfield.					Engineering:	25	249	353	0	0
Route: IS 44						R/W:	0	0	0	0	0
Job No.: 8I3147						Construction:	0	0	3,916	0	0
Length: 0.75	MPO: Y					FFOS:	0	0	0	0	0
Fund Cat: Taking Care Of System	Fed: 4,065 State: 453 Local: 0					Payments:	0	0	0	0	0
Sec Cat: Rehab And Reconst	Awd Date: 2021 Anticipated Fed Cat: NHPP										
TIP #: GR1905-19	Let With: Future Cost: 0 Estimate Total: 4,543										
County: Greene	Pavement resurfacing on Glenstone Avenue from Evergreen Street to bridge over Burlington Northern Santa Fe Railroad and on Rte. H from north of Stoneridge Street to McClernon Street in Springfield.					Engineering:	6	29	95	0	0
Route: LP 44						R/W:	0	0	0	0	0
Job No.: 8P3050B						Construction:	0	0	980	0	0
Length: 3.19	MPO: Y					FFOS:	0	0	0	0	0
Fund Cat: Taking Care Of System	Fed: 883 State: 221 Local: 0					Payments:	0	0	0	0	0
Sec Cat: Thin Lift Overlay	Awd Date: 2021 Anticipated Fed Cat: NHPP										
TIP #: SP1710	Let With: 8P3139, 8S3117, 8S3112, 8S3160, 8S3175 Future Cost: 0 Estimate Total: 1,110										

* Subject to the approval of the Transportation Improvement Program by the governing Metropolitan Planning Organization.



2020-2024 Highway and Bridge Construction Schedule

Transportation Planning

P.O. Box 270
Jefferson City, MO 65102

Construction contingency applied to construction cost in the year the project is awarded.

Three percent project growth factor compounded annually is applied to right-of-way and construction costs in program years 2, 3, 4, and 5.

No inflation is applied to the Funding From Other Sources (FFOS) or Payments.

Engineering includes PE costs, CE costs and R/W incidentals.

						STATE FISCAL YEAR PROJECT BUDGETING					
						Prior Prog.	7/2019- 6/2020	7/2020- 6/2021	7/2021- 6/2022	7/2022- 6/2023	7/2023- 6/2024
County:	Greene	Operational and safety improvements, upgrade pedestrian facilities to comply with the				Engineering:	40	317	359	0	0
Route:	LP 44	ADA Transition Plan on Glenstone Avenue at various locations from Valley Water Mill				R/W:	0	100	0	0	0
Job No.:	8P3139	Road to 0.2 mile north of St. Louis Street in Springfield.				Construction:	0	0	1,690	0	0
Length:	2.92	MPO:	Y	Fed:	1,972	FFOS:	0	0	0	0	0
Fund Cat:	Taking Care Of System			State:	494	Payments:	0	0	0	0	0
Sec Cat:	N- Ada Trans	Awd Date:	2021	Anticipated Fed Cat:	STBG						
TIP #:	EN1802-18	Let With:	8S3117, 8S3112, 8S3160, 8P3050B, 8S3175	Future Cost:	0	Estimate Total:	2,506				
County:	Greene	Rebuild pavement on Chestnut Expressway from I-44 to east of Broadview Place in				Engineering:	2	95	175	0	0
Route:	LP 44	Springfield.				R/W:	0	0	0	0	0
Job No.:	8S3155					Construction:	0	0	1,298	0	0
Length:	0.29	MPO:	Y	Fed:	1,254	FFOS:	0	0	0	0	0
Fund Cat:	Taking Care Of System			State:	314	Payments:	0	0	0	0	0
Sec Cat:	Rehab And Reconst	Awd Date:	Fall 20	Anticipated Fed Cat:	NHPP						
TIP #:	GR1906-19	Let With:		Future Cost:	0	Estimate Total:	1,570				
County:	Greene	Pavement resurfacing on Chestnut Expressway from College Street to Rte. 13 (Kansas				Engineering:	0	2	2	2	40
Route:	LP 44	Expressway).				R/W:	0	0	0	0	0
Job No.:	8S3166					Construction:	0	0	0	0	469
Length:	1.07	MPO:	Y	Fed:	415	FFOS:	0	0	0	0	0
Fund Cat:	Taking Care Of System			State:	102	Payments:	0	0	0	0	0
Sec Cat:	Thin Lift Overlay	Awd Date:	2024	Anticipated Fed Cat:	NHPP						
TIP #:		Let With:		Future Cost:	0	Estimate Total:	517				
County:	Greene	Pavement resurfacing on Chestnut Expressway from 0.1 mile west of Bus. 65 (Glenstone				Engineering:	0	2	2	2	56
Route:	LP 44	Avenue) to Belcrest Avenue and on Glenstone Avenue from Turner Street to Bus. 65				R/W:	0	0	0	0	0
Job No.:	8S3167	(Chestnut Expressway).				Construction:	0	0	0	0	622
Length:	3.34	MPO:	Y	Fed:	551	FFOS:	0	0	0	0	0
Fund Cat:	Taking Care Of System			State:	136	Payments:	0	0	0	0	0
Sec Cat:	Thin Lift Overlay	Awd Date:	2024	Anticipated Fed Cat:	NHPP						
TIP #:		Let With:		Future Cost:	0	Estimate Total:	687				
County:	Greene	Upgrade pedestrian facilities to comply with the ADA Transition Plan at various locations				Engineering:	0	2	2	2	20
Route:	LP 44	on Chestnut Expressway from 0.1 mile west of Bus. 65 (Glenstone Avenue) to Belcrest				R/W:	0	0	0	0	0
Job No.:	8S3171	Avenue and on Glenstone Avenue from Turner Street to Bus. 65 (Chestnut Expressway)				Construction:	0	0	0	0	100
Length:	3.34	MPO:	Y	AC-State:	110	FFOS:	0	0	0	0	0
Fund Cat:	Taking Care Of System			State:	26	Payments:	0	0	0	0	0
Sec Cat:	N- Ada Trans	Awd Date:	2024	Anticipated Fed Cat:	STBG						
TIP #:		Let With:		Future Cost:	0	Estimate Total:	136				

* Subject to the approval of the Transportation Improvement Program by the governing Metropolitan Planning Organization.



2020-2024 Highway and Bridge Construction Schedule

Transportation Planning

P.O. Box 270
Jefferson City, MO 65102

Construction contingency applied to construction cost in the year the project is awarded.

Three percent project growth factor compounded annually is applied to right-of-way and construction costs in program years 2, 3, 4, and 5.

No inflation is applied to the Funding From Other Sources (FFOS) or Payments.

Engineering includes PE costs, CE costs and R/W incidentals.

Construction contingency applied to construction cost in the year the project is awarded. Three percent project growth factor compounded annually is applied to right-of-way and construction costs in program years 2, 3, 4, and 5. No inflation is applied to the Funding From Other Sources (FFOS) or Payments. Engineering includes PE costs, CE costs and R/W incidentals.							STATE FISCAL YEAR PROJECT BUDGETING					
							Prior Prog.	7/2019- 6/2020	7/2020- 6/2021	7/2021- 6/2022	7/2022- 6/2023	7/2023- 6/2024
County: Greene Route: US 60 Job No.: 8P0683E Length: 1.02 MPO: Y Fund Cat: Flexible & Other Sec Cat: Regional TIP #: RG0901	Add interchange at Route 125 in Rogersville. \$3,094,000 Open Container funds. 50% funding from rural Southwest District.						Engineering: 493	832	922	1,300	0	0
							R/W: 0	0	876	0	0	0
							Construction: 0	0	0	13,361	0	0
	Fed: 15,562 State: 1,729 Local: 0						FFOS: 0	0	0	3,094	0	0
	Awd Date: 2022 Anticipated Fed Cat: Safety						Payments: 0	0	0	0	0	0
	Future Cost: 0 Estimate Total: 17,784											
County: Greene Route: US 60 Job No.: 8P3032B Length: 3.12 MPO: Y Fund Cat: Flexible & Other Sec Cat: System Expansion TIP #: SP1902-19	Add lanes on James River Freeway, improve ramps from National Avenue to Rte. 65, and reconfigure interchange at Bus. 65 (Glenstone Avenue) in Springfield. Project involves bridge A4175. \$995,000 Open Container Funds.						Engineering: 1,400	1,968	0	0	0	0
							R/W: 0	2	0	0	0	0
							Construction: 0	20,356	0	0	0	0
	Fed: 17,862 State: 4,464 Local: 0						FFOS: 0	995	0	0	0	0
	Awd Date: Spring 20 Anticipated Fed Cat: NHPP						Payments: 0	0	0	0	0	0
	Future Cost: 0 Estimate Total: 23,726											
County: Greene Route: US 60 Job No.: 8P3068B Length: 0.71 MPO: Y Fund Cat: Taking Care Of System Sec Cat: Preventive Maint TIP #: 7P3105B	Bridge deck sealing on multiple bridges at Rte. 65/60 interchange in Springfield. Project involves bridges A7537, A7538, A7539, A7540, A7541, and A7543.						Engineering: 0	218	0	0	0	0
							R/W: 0	0	0	0	0	0
							Construction: 0	1,309	0	0	0	0
	Fed: 1,221 State: 306 Local: 0						FFOS: 0	0	0	0	0	0
	Awd Date: Spring 20 Anticipated Fed Cat: NHPP						Payments: 0	0	0	0	0	0
	Future Cost: 0 Estimate Total: 1,527											
County: Greene Route: US 60 Job No.: 8P3113 Length: 4.17 MPO: Y Fund Cat: Taking Care Of System Sec Cat: Thin Lift Overlay TIP #: RP1802-18	Pavement resurfacing from Rte. 174 in Republic to Rte. 413.						Engineering: 30	140	0	0	0	0
							R/W: 0	0	0	0	0	0
							Construction: 0	1,403	0	0	0	0
	Fed: 1,234 State: 309 Local: 0						FFOS: 0	0	0	0	0	0
	Awd Date: Spring 20 Anticipated Fed Cat: NHPP						Payments: 0	0	0	0	0	0
	Future Cost: 0 Estimate Total: 1,573											
County: Greene Route: US 60 Job No.: 8P3122 Length: 1.74 MPO: Y Fund Cat: Taking Care Of System Sec Cat: Thin Lift Overlay TIP #: GR1804-18	Pavement resurfacing from 0.7 mile east of Bus. 65 (Glenstone Avenue) to Highland Springs Boulevard east of Springfield.						Engineering: 86	62	0	0	0	0
							R/W: 0	0	0	0	0	0
							Construction: 0	610	0	0	0	0
	Fed: 538 State: 134 Local: 0						FFOS: 0	0	0	0	0	0
	Awd Date: Spring 20 Anticipated Fed Cat: NHPP						Payments: 0	0	0	0	0	0
	Future Cost: 0 Estimate Total: 758											

* Subject to the approval of the Transportation Improvement Program by the governing Metropolitan Planning Organization.



2020-2024 Highway and Bridge Construction Schedule

Transportation Planning

P.O. Box 270
Jefferson City, MO 65102

Construction contingency applied to construction cost in the year the project is awarded.

Three percent project growth factor compounded annually is applied to right-of-way and construction costs in program years 2, 3, 4, and 5.

No inflation is applied to the Funding From Other Sources (FFOS) or Payments.

Engineering includes PE costs, CE costs and R/W incidentals.

Construction contingency applied to construction cost in the year the project is awarded. Three percent project growth factor compounded annually is applied to right-of-way and construction costs in program years 2, 3, 4, and 5. No inflation is applied to the Funding From Other Sources (FFOS) or Payments. Engineering includes PE costs, CE costs and R/W incidentals.							STATE FISCAL YEAR PROJECT BUDGETING					
							Prior Prog.	7/2019- 6/2020	7/2020- 6/2021	7/2021- 6/2022	7/2022- 6/2023	7/2023- 6/2024
County: Greene Route: US 60 Job No.: 8P3122B Length: 5.05 MPO: Y Fund Cat: Taking Care Of System Sec Cat: Thin Lift Overlay Awd Date: 2022 TIP #: GR1907-19 Let With: 7P3271	Pavement resurfacing from Highland Springs Boulevard east of Springfield to west of Rte. 125 in Rogersville.						Engineering: 5	5	23	179	0	0
							R/W: 0	0	0	0	0	0
							Construction: 0	0	0	1,911	0	0
	AC-State: 1,695 State: 423 Local: 0						FFOS: 0	0	0	0	0	0
	Anticipated Fed Cat: NHPP						Payments: 0	0	0	0	0	0
	Future Cost: 0 Estimate Total: 2,123											
County: Greene Route: US 60 Job No.: 8P3127 Length: 2.61 MPO: Y Fund Cat: Taking Care Of System Sec Cat: Thin Lift Overlay Awd Date: Spring 20 TIP #: RP1803-18 Let With: 8S3159B, 8P3113	Pavement resurfacing from 0.3 mile west of Illinois Street to Rte. 174 in Republic.						Engineering: 13	78	0	0	0	
							R/W: 0	0	0	0	0	0
							Construction: 0	778	0	0	0	0
	AC-State: 685 State: 171 Local: 0						FFOS: 0	0	0	0	0	0
	Anticipated Fed Cat: NHPP						Payments: 0	0	0	0	0	0
	Future Cost: 0 Estimate Total: 869											
County: Greene Route: US 60 Job No.: 8P3129 Length: 3.42 MPO: Y Fund Cat: Taking Care Of System Sec Cat: N- Ada Trans Awd Date: 2021 TIP #: EN1801-18 Let With:	Upgrade Sidewalk to comply with the ADA Transition Plan at various locations from 0.3 mile west of Illinois St. to Rte. 174 in Republic and at various locations on Sunshine St. between Scenic Ave. and Kansas Expressway in Springfield. \$264,000 Statewide Trans. Alt. fund						Engineering: 161	2	202	0	0	
							R/W: 2	2	0	0	0	0
							Construction: 0	0	981	0	0	0
	Fed: 951 State: 236 Local: 0						FFOS: 0	0	264	0	0	0
	Anticipated Fed Cat: STBG						Payments: 0	0	0	0	0	0
	Future Cost: 0 Estimate Total: 1,350											
County: Greene Route: US 60 Job No.: 8S3159B Length: 0.59 MPO: Y Fund Cat: Flexible & Other Sec Cat: Regional Awd Date: Spring 20 TIP #: Let With: 8P3113, 8P3127	Realignment of through lanes and add turn lanes at Rte. 174 in Republic.						Engineering: 150	309	0	0	0	
							R/W: 0	0	0	0	0	0
							Construction: 0	1,387	0	0	0	0
	Fed: 1,357 State: 339 Local: 0						FFOS: 0	0	0	0	0	0
	Anticipated Fed Cat: NHPP						Payments: 0	0	0	0	0	0
	Future Cost: 0 Estimate Total: 1,846											
County: Greene Route: OR 60 Job No.: 8S3175 Length: 0.82 MPO: Y Fund Cat: Taking Care Of System Sec Cat: N- Ada Trans Awd Date: 2021 TIP #: Let With: 8P3139, 8S3117, 8S3112, 8S3160, 8P3050B	Upgrade pedestrian facilities to comply with the ADA Transition Plan on Nature Center Way from 0.1 mile east of Republic Road to end of route.						Engineering: 39	23	82	0	0	
							R/W: 0	9	0	0	0	0
							Construction: 0	0	391	0	0	0
	Fed: 405 State: 100 Local: 0						FFOS: 0	0	0	0	0	0
	Anticipated Fed Cat: STBG						Payments: 0	0	0	0	0	0
	Future Cost: 0 Estimate Total: 544											

* Subject to the approval of the Transportation Improvement Program by the governing Metropolitan Planning Organization.

Jun-13-2019

Section 4 - 9

District Southwest

TMA

Dollars in Thousands



2020-2024 Highway and Bridge Construction Schedule

Transportation Planning

P.O. Box 270
Jefferson City, MO 65102

Construction contingency applied to construction cost in the year the project is awarded.

Three percent project growth factor compounded annually is applied to right-of-way and construction costs in program years 2, 3, 4, and 5.

No inflation is applied to the Funding From Other Sources (FFOS) or Payments.

Engineering includes PE costs, CE costs and R/W incidentals.

						STATE FISCAL YEAR PROJECT BUDGETING					
						Prior Prog.	7/2019-6/2020	7/2020-6/2021	7/2021-6/2022	7/2022-6/2023	7/2023-6/2024
County:	Greene	Bridge deck sealing on southbound bridge over Sunshine Street and on Rte. 160 westbound bridge over I-44 in Springfield. Project involves bridges A6178 and A7953.				Engineering:	0	145	0	0	0
Route:	US 65					R/W:	0	0	0	0	0
Job No.:	8P3068C					Construction:	0	864	0	0	0
Length:	0.12	MPO:	Y			FFOS:	0	0	0	0	0
Fund Cat:	Taking Care Of System	Fed:	807	State:	202	Local:	0				
Sec Cat:	Preventive Maint	Awd Date:	Spring 20	Anticipated Fed Cat:		Payments:	0	0	0	0	0
TIP #:		Let With:		Future Cost:	0	Estimate Total:	1,009				
County:	Greene	Add safety signage for wrong way countermeasures at various ramp locations from 0.8 mile north of I-44 to Rte. F, on Rte. 60 from Rte. 125 to W County Line Road, and on Rte. 360 from west of Rte. MM to east of Rte. 413.				Engineering:	0	124	0	0	0
Route:	US 65					R/W:	0	0	0	0	0
Job No.:	8P3069B					Construction:	0	738	0	0	0
Length:	44.29	MPO:	Y			FFOS:	0	0	0	0	0
Fund Cat:	Safety	Fed:	776	State:	86	Local:	0				
Sec Cat:	Urban Safety	Awd Date:	Fall 19	Anticipated Fed Cat:		Payments:	0	0	0	0	0
TIP #:		Let With:	7P3422	Future Cost:	0	Estimate Total:	862				
County:	Greene	Pavement resurfacing on northbound lanes from north of I-44 to Rte. KK.				Engineering:	0	4	4	4	20
Route:	US 65					R/W:	0	0	0	0	0
Job No.:	8P3164					Construction:	0	0	0	0	1,923
Length:	6.59	MPO:	Y			FFOS:	0	0	0	0	0
Fund Cat:	Taking Care Of System	Fed:	1,699	State:	426	Local:	0				
Sec Cat:	Thin Lift Overlay	Awd Date:	2024	Anticipated Fed Cat:		Payments:	0	0	0	0	0
TIP #:		Let With:		Future Cost:	0	Estimate Total:	2,125				
County:	Greene	Pavement repair at various locations on I-44, Rte. 60, Rte. 65 and Rte. 360 in the urban Southwest District.				Engineering:	0	38	0	0	0
Route:	US 65					R/W:	0	0	0	0	0
Job No.:	8P3182					Construction:	0	408	0	0	0
Length:	74.24	MPO:	Y			FFOS:	0	0	0	0	0
Fund Cat:	Taking Care Of System	Fed:	356	State:	90	Local:	0				
Sec Cat:	Rehab And Reconst	Awd Date:	Spring 20	Anticipated Fed Cat:		Payments:	0	0	0	0	0
TIP #:		Let With:	7I3412	Future Cost:	0	Estimate Total:	446				
County:	Greene	Pavement resurfacing on Glenstone Avenue from Battlefield Road to Rte. 60 (James River Freeway) and on Nature Center Way at Reed Avenue in Springfield.				Engineering:	2	10	71	0	0
Route:	BU 65					R/W:	0	0	0	0	0
Job No.:	8S3112					Construction:	0	0	725	0	0
Length:	1.85	MPO:	Y			FFOS:	0	0	0	0	0
Fund Cat:	Taking Care Of System	Fed:	645	State:	161	Local:	0				
Sec Cat:	Thin Lift Overlay	Awd Date:	2021	Anticipated Fed Cat:		Payments:	0	0	0	0	0
TIP #:	SP1903-19	Let With:	8P3139, 8S3117, 8S3160, 8P3050B, 8S3175	Future Cost:	0	Estimate Total:	808				

* Subject to the approval of the Transportation Improvement Program by the governing Metropolitan Planning Organization.



2020-2024 Highway and Bridge Construction Schedule

Transportation Planning

P.O. Box 270
Jefferson City, MO 65102

Construction contingency applied to construction cost in the year the project is awarded.

Three percent project growth factor compounded annually is applied to right-of-way and construction costs in program years 2, 3, 4, and 5.

No inflation is applied to the Funding From Other Sources (FFOS) or Payments.

Engineering includes PE costs, CE costs and R/W incidentals.

Construction contingency applied to construction cost in the year the project is awarded. Three percent project growth factor compounded annually is applied to right-of-way and construction costs in program years 2, 3, 4, and 5. No inflation is applied to the Funding From Other Sources (FFOS) or Payments. Engineering includes PE costs, CE costs and R/W incidentals.												STATE FISCAL YEAR PROJECT BUDGETING					
												Prior Prog.	7/2019- 6/2020	7/2020- 6/2021	7/2021- 6/2022	7/2022- 6/2023	7/2023- 6/2024
County: Greene Route: BU 65 Job No.: 8S3117 Length: 3.68 MPO: Y Fund Cat: Taking Care Of System Sec Cat: Thin Lift Overlay TIP #: SP1904-19	Pavement resurfacing on Glenstone Avenue from Burlington Northern Santa Fe Railroad south of Chestnut Expressway to Battlefield Road in Springfield.					Engineering:	2	18	112	0	0	0					
						R/W:	0	0	0	0	0	0					
						Construction:	0	0	1,159	0	0	0					
						FFOS:	0	0	0	0	0	0					
						Payments:	0	0	0	0	0	0					
	Fed: 1,031 State: 258 Local: 0 Anticipated Fed Cat: NHPP Future Cost: 0 Estimate Total: 1,291																
County: Greene Route: BU 65 Job No.: 8S3160 Length: 5.18 MPO: Y Fund Cat: Taking Care Of System Sec Cat: N- Ada Trans TIP #: SP1904-19	Operational and safety improvements, upgrade sidewalk to comply with the ADA Transition Plan on Glenstone Ave. from 0.2 mile north of St. Louis St. to Rte. 60 (James River Freeway) in Springfield. \$527,000 Open Container funds. \$313,000 Statewide Trans. Alt. funds.					Engineering:	0	509	610	0	0	0					
						R/W:	0	121	0	0	0	0					
						Construction:	0	0	2,950	0	0	0					
						FFOS:	0	0	840	0	0	0					
						Payments:	0	0	0	0	0	0					
	Fed: 3,352 State: 838 Local: 0 Anticipated Fed Cat: STBG Future Cost: 0 Estimate Total: 4,190																
County: Greene Route: MO 744 Job No.: 8P3050C Length: 2.72 MPO: Y Fund Cat: Taking Care Of System Sec Cat: Thin Lift Overlay TIP #: SP1708	Pavement resurfacing on Kearney Street from Rte. 13 (Kansas Expressway) to Loop 44 (Glenstone Avenue).					Engineering:	6	1	8	80	0	0					
						R/W:	0	0	0	0	0	0					
						Construction:	0	0	0	855	0	0					
						FFOS:	0	0	0	0	0	0					
						Payments:	0	0	0	0	0	0					
	Fed: 755 State: 189 Local: 0 Anticipated Fed Cat: NHPP Future Cost: 0 Estimate Total: 950																
County: Greene Route: MO 744 Job No.: 8S3149 Length: 2.69 MPO: Y Fund Cat: Taking Care Of System Sec Cat: N- Ada Trans TIP #: EN1901-19	Upgrade pedestrian facilities to comply with the ADA Transition Plan on Kearney Street at various locations between Rte. 13 (Kansas Expressway) and Loop 44 (Glenstone Avenue) in Springfield. \$315,000 Statewide Transportation Alternatives funds.					Engineering:	130	2	198	245	0	0					
						R/W:	0	0	107	0	0	0					
						Construction:	0	0	0	1,274	0	0					
						FFOS:	0	0	0	315	0	0					
						Payments:	0	0	0	0	0	0					
	Fed: 1,462 State: 364 Local: 0 Anticipated Fed Cat: STBG Future Cost: 0 Estimate Total: 1,956																
County: Greene Route: MO 744 Job No.: 8S3151 Length: 0.05 MPO: Y Fund Cat: Taking Care Of System Sec Cat: Rehab And Reconst TIP #: GR1908-19	Bridge deck sealing on Mulroy Road over I-44. Project involves bridge A4721.					Engineering:	8	2	37	0	0	0					
						R/W:	0	0	0	0	0	0					
						Construction:	0	0	260	0	0	0					
						FFOS:	0	0	0	0	0	0					
						Payments:	0	0	0	0	0	0					
	Fed: 240 State: 59 Local: 0 Anticipated Fed Cat: NHPP Future Cost: 0 Estimate Total: 307																

* Subject to the approval of the Transportation Improvement Program by the governing Metropolitan Planning Organization.



2020-2024 Highway and Bridge Construction Schedule

Transportation Planning

P.O. Box 270
Jefferson City, MO 65102

Construction contingency applied to construction cost in the year the project is awarded.

Three percent project growth factor compounded annually is applied to right-of-way and construction costs in program years 2, 3, 4, and 5.

No inflation is applied to the Funding From Other Sources (FFOS) or Payments.

Engineering includes PE costs, CE costs and R/W incidentals.

Construction contingency applied to construction cost in the year the project is awarded. Three percent project growth factor compounded annually is applied to right-of-way and construction costs in program years 2, 3, 4, and 5. No inflation is applied to the Funding From Other Sources (FFOS) or Payments. Engineering includes PE costs, CE costs and R/W incidentals.												STATE FISCAL YEAR PROJECT BUDGETING					
												Prior Prog.	7/2019- 6/2020	7/2020- 6/2021	7/2021- 6/2022	7/2022- 6/2023	7/2023- 6/2024
County: Greene Route: MO 744 Job No.: 8S3162 Length: 4.64 MPO: Y Fund Cat: Taking Care Of System Sec Cat: Thin Lift Overlay Awd Date: 2022 Anticipated Fed Cat: NHPP TIP #: Let With: 8P3050C, 8S3149, 7S3137B Future Cost: 0 Estimate Total: 1,660	Pavement resurfacing from east of Loop 44 (Glenstone Avenue) to Mulroy Road, and on Mulroy Road from Rte. OO to I-44.					Engineering:	0	10	16	140	0	0					
							R/W:	0	0	0	0	0	0				
							Construction:	0	0	0	1,494	0	0				
							FFOS:	0	0	0	0	0	0				
							Payments:	0	0	0	0	0	0				
County: Greene Route: MO 744 Job No.: 8S3169 Length: 3.73 MPO: Y Fund Cat: Taking Care Of System Sec Cat: Thin Lift Overlay Awd Date: 2022 Anticipated Fed Cat: STBG TIP #: Let With: Future Cost: 0 Estimate Total: 1,509	Pavement resurfacing on Kearney Street from the Springfield Airport Entrance to west of Rte. 13 (Kansas Expressway).					Engineering:	0	10	10	112	0	0					
							R/W:	0	0	0	0	0	0				
							Construction:	0	0	0	1,377	0	0				
							FFOS:	0	0	0	0	0	0				
							Payments:	0	0	0	0	0	0				
County: Greene Route: MO 744 Job No.: 8S3172 Length: 4.64 MPO: Y Fund Cat: Taking Care Of System Sec Cat: N- Ada Trans Awd Date: 2022 Anticipated Fed Cat: STBG TIP #: Let With: Future Cost: 0 Estimate Total: 1,064	Upgrade pedestrian facilities to comply with the ADA Transition Plan at various locations on Kearney Street from east of Loop 44 (Glenstone Avenue) to Mulroy Road and on Mulroy Road from Rte. OO to I-44.					Engineering:	0	30	109	155	0	0					
							R/W:	0	0	2	0	0	0				
							Construction:	0	0	0	768	0	0				
							FFOS:	0	0	0	0	0	0				
							Payments:	0	0	0	0	0	0				
County: Greene Route: MO 744 Job No.: 8S3190 Length: 1.94 MPO: Y Fund Cat: Taking Care Of System Sec Cat: N- Ada Trans Awd Date: 2022 Anticipated Fed Cat: STBG TIP #: Let With: Future Cost: 0 Estimate Total: 1,838	Upgrade pedestrian facilities to comply with the ADA Transition Plan on Kearney Street from Rte. 160 (West Bypass) to Rte. 13 (Kansas Expressway) in Springfield.					Engineering:	0	50	225	262	0	0					
							R/W:	0	0	110	0	0	0				
							Construction:	0	0	0	1,191	0	0				
							FFOS:	0	0	0	0	0	0				
							Payments:	0	0	0	0	0	0				
County: Greene Route: RT AA Job No.: 8S3186 Length: 5.14 MPO: Y Fund Cat: Taking Care Of System Sec Cat: Thin Lift Overlay Awd Date: 2021 Anticipated Fed Cat: STBG TIP #: Let With: Future Cost: 0 Estimate Total: 743	Pavement resurfacing from Rte. H to Rte. 65.					Engineering:	0	44	45	0	0	0					
							R/W:	0	0	0	0	0	0				
							Construction:	0	0	654	0	0	0				
							FFOS:	0	0	0	0	0	0				
							Payments:	0	0	0	0	0	0				

* Subject to the approval of the Transportation Improvement Program by the governing Metropolitan Planning Organization.



2020-2024 Highway and Bridge Construction Schedule

Transportation Planning

P.O. Box 270
Jefferson City, MO 65102

Construction contingency applied to construction cost in the year the project is awarded.

Three percent project growth factor compounded annually is applied to right-of-way and construction costs in program years 2, 3, 4, and 5.

No inflation is applied to the Funding From Other Sources (FFOS) or Payments.

Engineering includes PE costs, CE costs and R/W incidentals.

						STATE FISCAL YEAR PROJECT BUDGETING					
						Prior Prog.	7/2019-6/2020	7/2020-6/2021	7/2021-6/2022	7/2022-6/2023	7/2023-6/2024
County:	Greene	Payment to the City of Springfield for intersection improvements on Campbell Avenue at Republic Road.				Engineering:	7	13	0	0	0
Route:	CST CAMPBELL AVE					R/W:	0	0	0	0	0
Job No.:	8P3087C					Construction:	0	2,344	0	0	0
Length:	0.26	MPO:	Y			FFOS:	0	0	0	0	0
Fund Cat:	Flexible & Other	Fed:	1,885	State:	472	Local:	0				
Sec Cat:	Regional	Awd Date:	N/A	Anticipated Fed Cat:	NHPP	Payments:	0	0	0	0	0
TIP #:	SP1818-18A	Let With:		Future Cost:	0	Estimate Total:	2,364				
County:	Greene	Pavement resurfacing on Sunshine Street from Glenstone Avenue to Blackman Road in Springfield.				Engineering:	44	2	2	4	110
Route:	RT D					R/W:	0	0	0	0	0
Job No.:	8S0745					Construction:	0	0	0	0	1,217
Length:	2.62	MPO:	Y			FFOS:	0	0	0	0	0
Fund Cat:	Taking Care Of System	AC-State:	1,069	State:	266	Local:	0				
Sec Cat:	Thin Lift Overlay	Awd Date:	2023	Anticipated Fed Cat:	STBG	Payments:	0	0	0	0	0
TIP #:	SP1906-19	Let With:	8S3153	Future Cost:	0	Estimate Total:	1,379				
County:	Greene	Bridge rehabilitation over the James River 3.2 miles east of Springfield. Project involves bridge A3057.				Engineering:	75	34	170	0	0
Route:	RT D					R/W:	0	0	0	0	0
Job No.:	8S3152					Construction:	0	0	1,261	0	0
Length:	0.12	MPO:	Y			FFOS:	0	0	0	0	0
Fund Cat:	Taking Care Of System	Fed:	1,172	State:	293	Local:	0				
Sec Cat:	Rehab And Reconst	Awd Date:	Fall 20	Anticipated Fed Cat:	NHPP	Payments:	0	0	0	0	0
TIP #:	GR1909-19	Let With:		Future Cost:	0	Estimate Total:	1,540				
County:	Greene	Upgrade pedestrian facilities to comply with the ADA Transition Plan on Sunshine Street from Bus. 65 (Glenstone Avenue) to Blackman Road in Springfield.				Engineering:	40	2	2	116	115
Route:	RT D					R/W:	0	0	0	56	0
Job No.:	8S3153					Construction:	0	0	0	0	596
Length:	2.56	MPO:	Y			FFOS:	0	0	0	0	0
Fund Cat:	Taking Care Of System	AC-State:	711	State:	176	Local:	0				
Sec Cat:	N- Ada Trans	Awd Date:	2023	Anticipated Fed Cat:	STBG	Payments:	0	0	0	0	0
TIP #:	SP1413-19	Let With:	8S0745	Future Cost:	0	Estimate Total:	927				
County:	Greene	Pavement resurfacing from Farm Road 97 to Rte. AB.				Engineering:	9	7	0	0	0
Route:	RT EE					R/W:	0	0	0	0	0
Job No.:	8S3124					Construction:	0	56	0	0	0
Length:	0.50	MPO:	Y			FFOS:	0	0	0	0	0
Fund Cat:	Taking Care Of System	AC-State:	51	State:	12	Local:	0				
Sec Cat:	Thin Lift Overlay	Awd Date:	Summer 19	Anticipated Fed Cat:	STBG	Payments:	0	0	0	0	0
TIP #:	GR1805-18	Let With:	7S3287	Future Cost:	0	Estimate Total:	72				

* Subject to the approval of the Transportation Improvement Program by the governing Metropolitan Planning Organization.

Jun-13-2019

Section 4 - 13

District Southwest

TMA

Dollars in Thousands



2020-2024 Highway and Bridge Construction Schedule

Transportation Planning

P.O. Box 270
Jefferson City, MO 65102

Construction contingency applied to construction cost in the year the project is awarded.

Three percent project growth factor compounded annually is applied to right-of-way and construction costs in program years 2, 3, 4, and 5.

No inflation is applied to the Funding From Other Sources (FFOS) or Payments.

Engineering includes PE costs, CE costs and R/W incidentals.

Construction contingency applied to construction cost in the year the project is awarded. Three percent project growth factor compounded annually is applied to right-of-way and construction costs in program years 2, 3, 4, and 5. No inflation is applied to the Funding From Other Sources (FFOS) or Payments. Engineering includes PE costs, CE costs and R/W incidentals.										STATE FISCAL YEAR PROJECT BUDGETING					
										Prior Prog.	7/2019- 6/2020	7/2020- 6/2021	7/2021- 6/2022	7/2022- 6/2023	7/2023- 6/2024
County: Greene Route: RT FF Job No.: 8S3121 Length: 1.76 MPO: Y Fund Cat: Taking Care Of System Sec Cat: Thin Lift Overlay Awd Date: Fall 19 Anticipated Fed Cat: NHPP TIP #: BA1801-18 Let With: 8S3114 Future Cost: 0 Estimate Total: 528	Engineering: R/W: Construction: FFOS: Payments:	11 0 0 0 0 0 0	46 0 471 0 0 0 0	0 0 0 0 0 0 0	0 0 0 0 0 0 0	0 0 0 0 0 0 0									
County: Greene Route: RT H Job No.: 8S3092 Length: 4.70 MPO: Y Fund Cat: Taking Care Of System Sec Cat: Thin Lift Overlay Awd Date: Summer 20 Anticipated Fed Cat: STBG TIP #: GR1703 Let With: 7S3181, 7S3215 Future Cost: 0 Estimate Total: 762	Engineering: R/W: Construction: FFOS: Payments:	5 0 0 0 0 0 0	50 0 0 0 0 0 0	102 0 605 0 0 0 0	0 0 0 0 0 0 0	0 0 0 0 0 0 0									
County: Greene Route: I-44 Job No.: 8I3146 Length: 0.00 MPO: Y Fund Cat: Safety (Statewide) Sec Cat: Safety Awd Date: Spring 20 Anticipated Fed Cat: Safety TIP #: MO1903-19 Let With: 7I3343 Future Cost: 0 Estimate Total: 277	Engineering: R/W: Construction: FFOS: Payments:	4 0 0 0 0 0 0	48 0 225 0 0 0 0	0 0 0 0 0 0 0	0 0 0 0 0 0 0	0 0 0 0 0 0 0									
County: Greene Route: RT KK Job No.: 8S3185 Length: 5.11 MPO: Y Fund Cat: Taking Care Of System Sec Cat: Thin Lift Overlay Awd Date: 2021 Anticipated Fed Cat: STBG TIP #: Let With: Future Cost: 0 Estimate Total: 421	Engineering: R/W: Construction: FFOS: Payments:	0 0 0 0 0 0 0	10 0 0 0 0 0 0	33 0 378 0 0 0 0	0 0 0 0 0 0 0	0 0 0 0 0 0 0									
County: Greene Route: RT MM Job No.: 8S3187 Length: 1.23 MPO: Y Fund Cat: Taking Care Of System Sec Cat: Thin Lift Overlay Awd Date: 2021 Anticipated Fed Cat: STBG TIP #: Let With: Future Cost: 0 Estimate Total: 690	Engineering: R/W: Construction: FFOS: Payments:	0 0 0 0 0 0 0	40 0 0 0 0 0 0	47 0 603 0 0 0 0	0 0 0 0 0 0 0	0 0 0 0 0 0 0									

* Subject to the approval of the Transportation Improvement Program by the governing Metropolitan Planning Organization.



2020-2024 Highway and Bridge Construction Schedule

Transportation Planning

P.O. Box 270
Jefferson City, MO 65102

Construction contingency applied to construction cost in the year the project is awarded.

Three percent project growth factor compounded annually is applied to right-of-way and construction costs in program years 2, 3, 4, and 5.

No inflation is applied to the Funding From Other Sources (FFOS) or Payments.

Engineering includes PE costs, CE costs and R/W incidentals.

Construction contingency applied to construction cost in the year the project is awarded. Three percent project growth factor compounded annually is applied to right-of-way and construction costs in program years 2, 3, 4, and 5. No inflation is applied to the Funding From Other Sources (FFOS) or Payments. Engineering includes PE costs, CE costs and R/W incidentals.												STATE FISCAL YEAR PROJECT BUDGETING						
												Prior Prog.	7/2019- 6/2020	7/2020- 6/2021	7/2021- 6/2022	7/2022- 6/2023	7/2023- 6/2024	
County: Greene	High friction surface treatment at various locations in the urban Southwest District.											Engineering:	0	8	63	0	0	0
Route: RT NN												R/W:	0	0	0	0	0	0
Job No.: 8S3193												Construction:	0	0	445	0	0	0
Length: 1.98	MPO: Y											FFOS:	0	0	0	0	0	
Fund Cat: Safety (Statewide)			Fed: 464	State: 52	Local: 0						Payments:	0	0	0	0	0		
Sec Cat: Safety	Awd Date: Fall 20	Anticipated Fed Cat: Safety																
TIP #: 	Let With: 	Future Cost: 0		Estimate Total: 516														
County: Greene	Pavement resurfacing from Jackson Street in Willard to Rte. 13.											Engineering:	2	49	58	0	0	0
Route: RT O												R/W:	0	0	0	0	0	0
Job No.: 8S3123												Construction:	0	0	610	0	0	0
Length: 5.74	MPO: Y											FFOS:	0	0	0	0	0	0
Fund Cat: Taking Care Of System			Fed: 574	State: 143	Local: 0						Payments:	0	0	0	0	0		
Sec Cat: Thin Lift Overlay	Awd Date: 2021	Anticipated Fed Cat: STBG																
TIP #: GR1910-19	Let With: 	Future Cost: 0		Estimate Total: 719														
County: Various	Curve safety improvements at various locations in the urban Southwest District.											Engineering:	0	0	0	0	0	0
Route: Various												R/W:	0	0	0	0	0	0
Job No.: 0X3122I												Construction:	0	0	0	27	0	0
Length: 0.00	MPO: Y											FFOS:	0	0	0	0	0	0
Fund Cat: Safety (Statewide)			Fed: 24	State: 3	Local: 0						Payments:	0	0	0	0	0		
Sec Cat: Safety	Awd Date: 2022	Anticipated Fed Cat: Safety																
TIP #: 	Let With: 	Future Cost: 0		Estimate Total: 27														
County: Various	Payback beginning in SFY 2008 for Safe and Sound bridges in the urban Southwest District.											Engineering:	0	0	0	0	0	0
Route: Various												R/W:	7	0	0	0	0	0
Job No.: 5B0800X												Construction:	0	0	0	0	0	0
Length: 0.00	MPO: Y											FFOS:	7	0	0	0	0	0
Fund Cat: Taking Care Of System			Fed: 0	State: 1,460	Local: 0						Payments:	2,578	292	292	292	292	292	
Sec Cat: Rehab And Reconst	Awd Date: N/A	Anticipated Fed Cat: State																
TIP #: MO1105	Let With: 	Future Cost: 2,001 - 5,000		Estimate Total: 4,045														
County: Various	On-call work zone enforcement at various locations in the urban Southwest District.											Engineering:	2	2	0	0	0	0
Route: Various												R/W:	0	0	0	0	0	0
Job No.: 8I3108												Construction:	0	0	0	0	0	0
Length: 0.00	MPO: Y											FFOS:	0	0	0	0	0	0
Fund Cat: Safety			Fed: 183	State: 20	Local: 0						Payments:	0	201	0	0	0	0	
Sec Cat: Safety	Awd Date: N/A	Anticipated Fed Cat: Safety																
TIP #: MO1803-18	Let With: 	Future Cost: 0		Estimate Total: 205														

* Subject to the approval of the Transportation Improvement Program by the governing Metropolitan Planning Organization.

Jun-13-2019

Section 4 - 15

District Southwest

TMA

Dollars in Thousands



2020-2024 Highway and Bridge Construction Schedule

Transportation Planning

P.O. Box 270
Jefferson City, MO 65102

Construction contingency applied to construction cost in the year the project is awarded.

Three percent project growth factor compounded annually is applied to right-of-way and construction costs in program years 2, 3, 4, and 5.

No inflation is applied to the Funding From Other Sources (FFOS) or Payments.

Engineering includes PE costs, CE costs and R/W incidentals.

Construction contingency applied to construction cost in the year the project is awarded. Three percent project growth factor compounded annually is applied to right-of-way and construction costs in program years 2, 3, 4, and 5. No inflation is applied to the Funding From Other Sources (FFOS) or Payments. Engineering includes PE costs, CE costs and R/W incidentals.												STATE FISCAL YEAR PROJECT BUDGETING						
												Prior Prog.	7/2019- 6/2020	7/2020- 6/2021	7/2021- 6/2022	7/2022- 6/2023	7/2023- 6/2024	
County: Various	Job Order Contracting for bridge repairs at various locations in the urban Southwest District.											Engineering:	0	30	0	0	0	0
Route: Various												R/W:	0	0	0	0	0	0
Job No.: 8I3178												Construction:	0	100	0	0	0	0
Length: 0.00	MPO: Y											FFOS:	0	0	0	0	0	
Fund Cat: Taking Care Of System	AC-State: 104 State: 26 Local: 0										Payments:	0	0	0	0	0		
Sec Cat: Rehab And Reconst	Awd Date: Winter 20	Anticipated Fed Cat: STBG																
TIP #: Let With: 7I3405	Future Cost: 0 Estimate Total: 130																	
County: Various	On-call work zone enforcement at various locations in the urban Southwest District.											Engineering:	0	1	1	2	0	0
Route: Various												R/W:	0	0	0	0	0	0
Job No.: 8I3184												Construction:	0	0	0	0	0	0
Length: 0.00	MPO: Y											FFOS:	0	0	0	0	0	
Fund Cat: Safety	Fed: 185 State: 20 Local: 0											Payments:	0	0	0	201	0	
Sec Cat: Safety	Awd Date: N/A	Anticipated Fed Cat: Safety																
TIP #: Let With:	Future Cost: 0 Estimate Total: 205																	
County: Various	Intersection improvements at various locations in the urban Southwest District.											Engineering:	40	5	35	454	0	0
Route: Various												R/W:	0	0	142	0	0	0
Job No.: 8P3087												Construction:	0	0	0	781	0	0
Length: 0.00	MPO: Y											FFOS:	0	0	0	0	0	0
Fund Cat: Flexible & Other	Fed: 1,134 State: 283 Local: 0											Payments:	0	0	0	0	0	0
Sec Cat: Regional	Awd Date: 2022	Anticipated Fed Cat: NHPP																
TIP #: MO1711	Let With:	Future Cost: 0 Estimate Total: 1,457																
County: Various	Intersection improvements at various locations in the urban Southwest District.											Engineering:	2	2	100	400	502	0
Route: Various												R/W:	0	0	0	106	0	0
Job No.: 8P3087G												Construction:	0	0	0	0	2,088	0
Length: 0.00	MPO: Y											FFOS:	0	0	0	0	0	0
Fund Cat: Flexible & Other	AC-State: 2,559 State: 639 Local: 0											Payments:	0	0	0	0	0	0
Sec Cat: Regional	Awd Date: 2023	Anticipated Fed Cat: NHPP																
TIP #: MO1904-19	Let With:	Future Cost: 0 Estimate Total: 3,200																
County: Various	On-call work zone enforcement at various locations in the urban Southwest District.											Engineering:	0	0	1	0	0	0
Route: Various												R/W:	0	0	0	0	0	0
Job No.: 8P3154												Construction:	0	0	0	0	0	0
Length: 0.00	MPO: Y											FFOS:	0	0	0	0	0	0
Fund Cat: Safety	Fed: 182 State: 20 Local: 0											Payments:	0	0	201	0	0	0
Sec Cat: Safety	Awd Date: N/A	Anticipated Fed Cat: Safety																
TIP #: MO2103-19	Let With:	Future Cost: 0 Estimate Total: 202																

* Subject to the approval of the Transportation Improvement Program by the governing Metropolitan Planning Organization.



2020-2024 Highway and Bridge Construction Schedule

Transportation Planning

P.O. Box 270
Jefferson City, MO 65102

Construction contingency applied to construction cost in the year the project is awarded.

Three percent project growth factor compounded annually is applied to right-of-way and construction costs in program years 2, 3, 4, and 5.

No inflation is applied to the Funding From Other Sources (FFOS) or Payments.

Engineering includes PE costs, CE costs and R/W incidentals.

Construction contingency applied to construction cost in the year the project is awarded. Three percent project growth factor compounded annually is applied to right-of-way and construction costs in program years 2, 3, 4, and 5. No inflation is applied to the Funding From Other Sources (FFOS) or Payments. Engineering includes PE costs, CE costs and R/W incidentals.												STATE FISCAL YEAR PROJECT BUDGETING						
												Prior Prog.	7/2019- 6/2020	7/2020- 6/2021	7/2021- 6/2022	7/2022- 6/2023	7/2023- 6/2024	
County: Various	Job Order Contracting for guard cable and guardrail repair in the urban Southwest District.											Engineering:	0	90	0	0	0	0
Route: Various												R/W:	0	0	0	0	0	0
Job No.: 8P3183												Construction:	0	816	0	0	0	0
Length: 0.00	MPO: Y											FFOS:	0	0	0	0	0	
Fund Cat: Taking Care Of System	AC-State: 725 State: 181 Local: 0										Payments:	0	0	0	0	0		
Sec Cat: Routine Maintenance	Awd Date: Spring 20	Anticipated Fed Cat: STBG																
TIP #: 	Let With: 	Future Cost: 0 Estimate Total: 906																
County: Various	Pavement improvements on various minor routes in the urban Southwest District.											Engineering:	0	10	50	63	0	0
Route: Various												R/W:	0	0	0	0	0	0
Job No.: 8P3189												Construction:	0	0	0	649	0	0
Length: 0.00	MPO: Y											FFOS:	0	0	0	0	0	0
Fund Cat: Taking Care Of System	Fed: 618 State: 154 Local: 0										Payments:	0	0	0	0	0	0	
Sec Cat: Thin Lift Overlay	Awd Date: 2022	Anticipated Fed Cat: STBG																
TIP #: 	Let With: 	Future Cost: 0 Estimate Total: 772																
County: Various	Upgrade pedestrian facilities to comply with ADA Transition Plan at various locations in the urban Southwest District.											Engineering:	0	95	225	0	0	0
Route: Various												R/W:	0	20	0	0	0	0
Job No.: 8P3192												Construction:	0	0	1,051	0	0	0
Length: 0.00	MPO: Y											FFOS:	0	0	0	0	0	0
Fund Cat: Taking Care Of System	AC-State: 1,113 State: 278 Local: 0										Payments:	0	0	0	0	0	0	
Sec Cat: N- Ada Trans	Awd Date: 2021	Anticipated Fed Cat: STBG																
TIP #: 	Let With: 	Future Cost: 0 Estimate Total: 1,391																
County: Various	Operations and management of Ozarks Traffic ITS in the urban Southwest District.											Engineering:	2	1	0	0	0	0
Route: Various												R/W:	0	0	0	0	0	0
Job No.: 8Q3107												Construction:	0	0	0	0	0	0
Length: 0.00	MPO: Y											FFOS:	0	0	0	0	0	0
Fund Cat: Taking Care Of System	Fed: 574 State: 143 Local: 0										Payments:	0	716	0	0	0	0	
Sec Cat: Systems Operations	Awd Date: N/A	Anticipated Fed Cat: STBG																
TIP #: MO1804-18	Let With: 	Future Cost: 0 Estimate Total: 719																
County: Various	Operations and management of Ozarks Traffic ITS in the urban Southwest District.											Engineering:	0	0	1	0	0	0
Route: Various												R/W:	0	0	0	0	0	0
Job No.: 8Q3148												Construction:	0	0	0	0	0	0
Length: 0.00	MPO: Y											FFOS:	0	0	0	0	0	0
Fund Cat: Taking Care Of System	AC-State: 574 State: 143 Local: 0										Payments:	0	0	716	0	0	0	
Sec Cat: Systems Operations	Awd Date: N/A	Anticipated Fed Cat: STBG																
TIP #: MO2104-19	Let With: 	Future Cost: 0 Estimate Total: 717																

* Subject to the approval of the Transportation Improvement Program by the governing Metropolitan Planning Organization.

Jun-13-2019

Section 4 - 17

District Southwest

TMA

Dollars in Thousands



2020-2024 Highway and Bridge Construction Schedule

Transportation Planning

P.O. Box 270
Jefferson City, MO 65102

Construction contingency applied to construction cost in the year the project is awarded.

Three percent project growth factor compounded annually is applied to right-of-way and construction costs in program years 2, 3, 4, and 5.

No inflation is applied to the Funding From Other Sources (FFOS) or Payments.

Engineering includes PE costs, CE costs and R/W incidentals.

Construction contingency applied to construction cost in the year the project is awarded. Three percent project growth factor compounded annually is applied to right-of-way and construction costs in program years 2, 3, 4, and 5. No inflation is applied to the Funding From Other Sources (FFOS) or Payments. Engineering includes PE costs, CE costs and R/W incidentals.										STATE FISCAL YEAR PROJECT BUDGETING					
										Prior Prog.	7/2019- 6/2020	7/2020- 6/2021	7/2021- 6/2022	7/2022- 6/2023	7/2023- 6/2024
County: Various	Operations and management of Ozarks Traffic ITS in the urban Southwest District.					Engineering:	0	0	0	1	0	0			
Route: Various						R/W:	0	0	0	0	0	0			
Job No.: 8Q3181						Construction:	0	0	0	0	0	0			
Length: 0.00	MPO: Y					FFOS:	0	0	0	0	0	0			
Fund Cat: Taking Care Of System	AC-State: 574 State: 143 Local: 0					Payments:	0	0	0	716	0	0			
Sec Cat: Systems Operations	Awd Date: N/A	Anticipated Fed Cat: STBG													
TIP #:	Let With:	Future Cost: 0 Estimate Total: 717													

* Subject to the approval of the Transportation Improvement Program by the governing Metropolitan Planning Organization.

Jun-13-2019

Section 4 - 18

District Southwest

TMA

Dollars in Thousands



2020-2024 Highway and Bridge Construction Schedule

Transportation Planning

P.O. Box 270
Jefferson City, MO 65102

Construction contingency applied to construction cost in the year the project is awarded.
Three percent project growth factor compounded annually is applied to right-of-way and construction costs in program years 2, 3, 4, and 5.

No inflation is applied to the Funding From Other Sources (FFOS) or Payments.

Engineering includes PE costs, CE costs and R/W incidentals.

Southwest TMA Total

STATE FISCAL YEAR PROJECT BUDGETING						
	Prior Prog.	7/2019- 6/2020	7/2020- 6/2021	7/2021- 6/2022	7/2022- 6/2023	7/2023- 6/2024
FFOS:	461	4,092	1,104	3,409	0	0
Total R/W:	2,074	329	1,296	3,345	0	0
Total Construction:	0	50,559	32,221	29,376	17,743	3,114
Paybacks:	2,578	1,209	1,209	1,209	292	292
Sub-Total:	4,652	52,097	34,726	33,930	18,035	3,406
Total Engineering:	5,196	9,157	6,174	5,051	1,898	286
Grand Total:	9,848	61,254	40,900	38,981	19,933	3,692
		2020	2021	2022	2023	2024
State	11,598	7,703	6,535	4,219	972	
AC-State	3,084	4,334	5,303	5,015	96	
Local	452	0	0	0	0	
Sub-total State	15,134	12,037	11,838	9,234	1,068	
Federal						
Sub-total Federal	46,120	28,863	27,143	10,699	2,624	
Grand Total	61,254	40,900	38,981	19,933	3,692	

Project Count: 86

* Subject to the approval of the Transportation Improvement Program by the governing Metropolitan Planning Organization.

Jun-13-2019

Section 4 - 1

District Southwest

TMA

Dollars in Thousands

District Program Summary
Southwest (Urban)
(Dollars in Millions)

Amounts include construction and right of way, excludes engineering.

State Fiscal Year	2020	2021	2022	2023	2024
Statewide Interstate And Major Bridge - Available					
Statewide Interstate And Major Bridge - FFOS	0.000	0.000	0.000	0.000	0.000
Statewide Interstate And Major Bridge - Fund Transfers	0.200	0.200	0.000	0.000	0.000
Statewide Interstate And Major Bridge - Carryover	-0.125	0.000	0.000	0.000	0.000
Award and Completed Project Adjustments	0.000	0.000	0.000	0.000	0.000
Statewide Interstate And Major Bridge - Total Available	0.075	0.200	0.000	0.000	0.000
Statewide Interstate And Major Bridge - Programmed	0.200	0.206	0.000	0.000	0.000
Safety - Available	1.340	1.138	1.147	1.146	1.147
Safety - FFOS	0.000	0.000	0.000	0.000	0.000
Safety - Fund Transfers	-0.234	-0.618	-0.032	0.000	0.000
Safety - Carryover	-0.178	0.000	0.000	0.000	0.000
Award and Completed Project Adjustments	-0.900	-0.060	0.053	0.041	0.000
Safety - Total Available	0.028	0.460	1.168	1.187	1.147
Safety - Programmed	0.939	0.201	0.201	0.000	0.000
Taking Care Of System - Available	7.783	7.863	18.758	19.321	19.900
Taking Care Of System - FFOS	0.000	1.104	0.315	0.000	0.000
Taking Care Of System - Fund Transfers	0.615	10.795	1.932	0.000	0.000
Taking Care Of System - Carryover	12.474	0.000	0.000	0.000	0.000
Award and Completed Project Adjustments	1.405	0.743	-0.762	-1.289	0.000
Taking Care Of System - Total Available	22.277	20.505	20.243	18.032	19.900
Taking Care Of System - Programmed	15.840	26.151	16.271	6.198	3.407
Flexible & Other - Available					
Flexible & Other - FFOS	4.092	0.000	3.094	0.000	0.000
Flexible & Other - Fund Transfers	30.801	7.495	13.336	10.832	0.000
Flexible & Other - Carryover	-3.826	0.000	0.000	0.000	0.000
Award and Completed Project Adjustments	0.000	0.000	0.000	0.000	0.000
Flexible & Other - Total Available	31.067	7.495	16.430	10.832	0.000
Flexible & Other - Programmed	34.893	7.720	17.431	11.836	0.000
Statewide Safety - Available					
Statewide Safety - FFOS	0.000	0.000	0.000	0.000	0.000
Statewide Safety - Fund Transfers	0.225	0.432	0.025	0.000	0.000
Statewide Safety - Carryover	0.000	0.000	0.000	0.000	0.000
Award and Completed Project Adjustments	0.000	0.000	0.000	0.000	0.000
Statewide Safety - Total Available	0.225	0.432	0.025	0.000	0.000
Statewide Safety - Programmed	0.225	0.445	0.027	0.000	0.000
Statewide Major Projects & Emerging Needs - Available					
Statewide Major Projects & Emerging Needs - FFOS	0.000	0.000	0.000	0.000	0.000
Statewide Major Projects & Emerging Needs - Fund Transfers	0.000	0.000	0.000	0.000	0.000
Statewide Major Projects & Emerging Needs - Carryover	0.000	0.000	0.000	0.000	0.000
Award and Completed Project Adjustments	0.000	0.000	0.000	0.000	0.000
Statewide Major Projects & Emerging Needs - Total Available	0.000	0.000	0.000	0.000	0.000
Statewide Major Projects & Emerging Needs - Programmed	0.000	0.000	0.000	0.000	0.000
Statewide Amendment 3 - Available					
Statewide Amendment 3 - FFOS	0.000	0.000	0.000	0.000	0.000
Statewide Amendment 3 - Fund Transfers	0.000	0.000	0.000	0.000	0.000
Statewide Amendment 3 - Carryover	-3.510	0.000	0.000	0.000	0.000
Award and Completed Project Adjustments	0.000	0.000	0.000	0.000	0.000
Statewide Amendment 3 - Total Available	-3.510	0.000	0.000	0.000	0.000
Statewide Amendment 3 - Programmed	0.000	0.000	0.000	0.000	0.000

*Note: Three percent inflation compounded annually applied to program years 2021 - 2024
Two percent construction contingency applied to construction.*

District Program Summary**Southwest (Urban)**

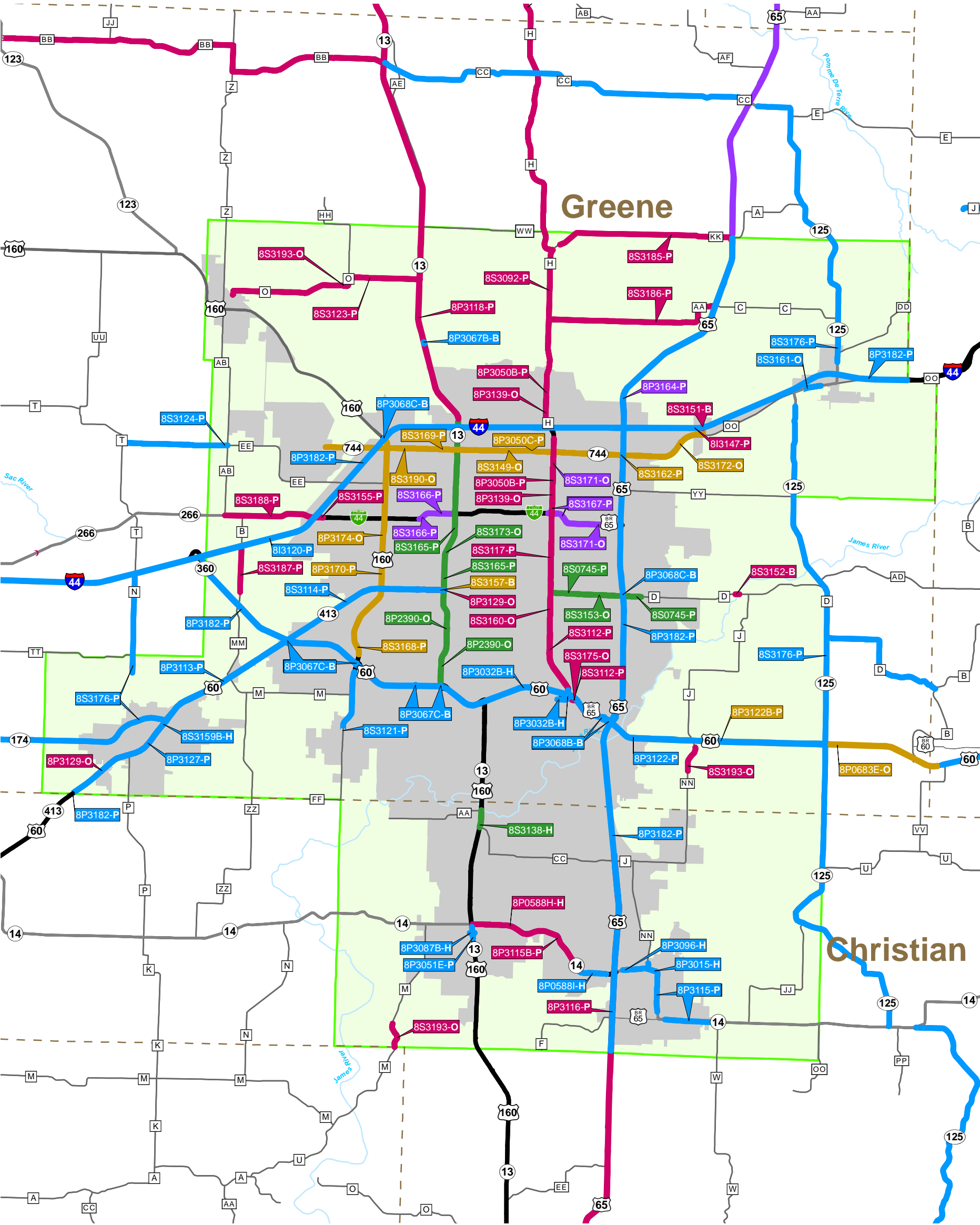
(Dollars in Millions)

Amounts include construction and right of way, excludes engineering.

Total Categorized Funding Available by SFY	50.162	29.092	37.866	30.051	21.047
Total Flexible Funds Available	-1.172	6.057	-2.343	-3.374	0.037
Adjustments	0.505	0.683	-0.709	-1.248	0.000
Carryovers	4.835				
Total Available by SFY	48.990	35.149	35.523	26.677	21.084
Total Programmed by SFY	52.097	34.723	33.930	18.034	3.407

*Note: Three percent inflation compounded annually applied to program years 2021 - 2024
Two percent construction contingency applied to construction.*

Statewide Transportation Improvement Program
2020-2024
Southwest District-Ozarks Transportation Organization
Highway and Bridge Construction Projects



State Fiscal Year*

- 2020
- 2021
- 2022
- 2023
- 2024
- Urban Areas

Type of Work

- B = New/Improved Bridge
- H = New/Expanded Highway
- M = Major Bridge
- O = Other/Safety
- P = Pavement Treatment

Label Key

Job No.-Type of Work

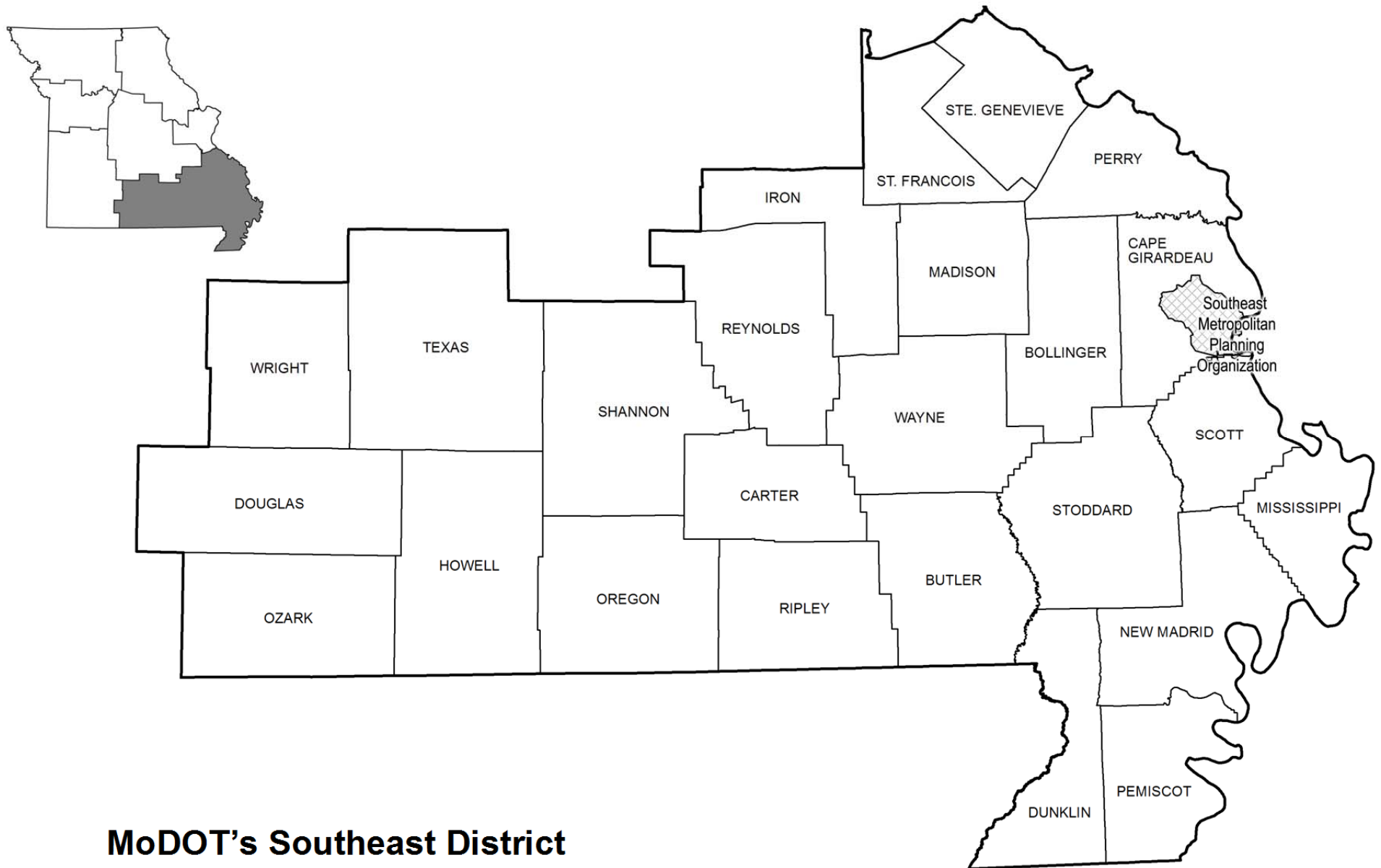
- Missouri Major Roads
- Ozarks Transportation Organization

* July 1 - June 30
Note: Some projects overlap. The state fiscal year displayed in these instances will follow the order shown in the legend. Label tag color corresponds to respective state fiscal year.



Missouri Department of Transportation
1-888-ASK-MODOT
WWW.MODOT.ORG
July 10, 2019

Document Path: Z:\MapProjects\STIP\STIP2020_2024\STIP20_D06_TMA.mxd



MoDOT's Southeast District

Projects in Section 4 shaded in gray represent conditional commitments. If the level of federal funding is reduced, the projects shaded in gray will be delayed to future years.

PROJECT DESCRIPTION KEY

2020-2024 Highway and Bridge Construction Schedule

Construction contingency applied to construction cost in the year the project is awarded.

Three percent project growth factor compounded annually is applied to right-of-way and construction in program years 2, 3, 4, and 5.

No inflation is applied to the Funding From Other Sources (FFOS) or Payments.

Engineering includes PE costs, CE costs, and R/W incidentals.

						STATE FISCAL YEAR PROJECT BUDGETING					
						Prior Prog.	7/2019 6/2020	7/2020 6/2021	7/2021 6/2022	7/2022 6/2023	7/2023 6/2024
County:	XX	Engineering:	99	9	0	0	0	0	0	0	0
Route:	XX	R/W:	0	0	99	0	0	0	0	0	0
Job No.:		Construction:	0	0	0	999	0	0	0	0	0
Length:											
Fund Cat:	MPO: Fed: State: Local:										
Sec Cat:	Award Date Anticipated Fed Cat:	FFOS:	0	0	0	99	0	0	0	0	0
TIP#:	Let With: Future Cost: Estimate Total:	Payments:	0	99	0	0	0	0	0	0	0

Anticipated Federal
Funding Category^

Estimated cost range beyond 2024.

Date project is to be awarded to begin
construction (Season and calendar year
for 2019 & 2020. SFY only beyond 2020).

Projects let in combination.

Metropolitan Planning Organization (Y/N).

Project description and location.

County location of project.

Route location of project.

Project number used to track
project costs.

Total length in 1/100 miles.

Primary Funding Category.*

Secondary Funding Category.**

Transportation Improvement Program
number (MPO projects only).

Total project cost estimate.

Federal, Advanced CN-State,
State and Local share of project
costs.

Dollars programmed
in previous STIPs.

Dollars funded
from other
sources.

Dollars for construction,
utilities and
contingency.

Dollars for right-of-way
(land acquisition).

Dollars to be paid back for
accelerating the project or
payments to others.

Dollars for engineering that include
preliminary engineering, construction
engineering and right-of-way incidentals.

*Primary Funding Category:

Take Care of System
Statewide Interstate & Major Bridge
Safety
Statewide Safety
Flexible & Other
Amendment 3

**Secondary Funding Category:

Enhancements
Low Type Resurfacing
N - Ada Trans (ADA Transition Plan)
Preventive Maint (Preventive Maintenance)
Regional
Rehab And Reconst (Rehabilitation and Reconstruction)
Routine Maintenance
Safety
Systems Operations
Thin Lift Overlay
Urban Safety

^Anticipated Federal Funding Category:

CMAQ - Congestion Mitigation and Air Quality.

* Usually 80% Federal & 20% State funds.

Earmark - usually 80% Federal & 20% State funds.

NHFP - National Highway Freight Program.

* Usually 80% Federal & 20% State funds.

NHPP - National Highway Performance Program.

* Usually 80% Federal & 20% State funds.

* Sometimes 90% Federal & 10% State funds.

Safety - usually 90% Federal & 10% State funds.

State - No federal funds, state only funded.

STBG - Surface Transportation Block Grant program.

* Usually 80% Federal & 20% State funds.

(All Costs in Thousands)



2020-2024 Highway and Bridge Construction Schedule

Transportation Planning

P.O. Box 270
Jefferson City, MO 65102

Construction contingency applied to construction cost in the year the project is awarded.

Three percent project growth factor compounded annually is applied to right-of-way and construction costs in program years 2, 3, 4, and 5.

No inflation is applied to the Funding From Other Sources (FFOS) or Payments.

Engineering includes PE costs, CE costs and R/W incidentals.

Construction contingency applied to construction cost in the year the project is awarded. Three percent project growth factor compounded annually is applied to right-of-way and construction costs in program years 2, 3, 4, and 5. No inflation is applied to the Funding From Other Sources (FFOS) or Payments. Engineering includes PE costs, CE costs and R/W incidentals.										STATE FISCAL YEAR PROJECT BUDGETING						
										Prior Prog.	7/2019- 6/2020	7/2020- 6/2021	7/2021- 6/2022	7/2022- 6/2023	7/2023- 6/2024	
County: Bollinger	Bridge replacement over Castor River. Project involves bridge J0103.									Engineering:	110	487	0	0	0	0
Route: MO 51										R/W:	0	8	0	0	0	0
Job No.: 9S3298										Construction:	0	3,529	0	0	0	0
Length: 0.42	MPO: N								Fed: 3,219	State: 805	Local: 0	FFOS:	0	0	0	0
Fund Cat: Taking Care Of System										Payments:	0	0	0	0	0	0
Sec Cat: Rehab And Reconst	Awd Date: Spring 20	Anticipated Fed Cat: NHPP														
TIP #:	Let With:	Future Cost: 0 Estimate Total: 4,134														
County: Bollinger	Bridge replacement over Castor River Overflow. Project involves bridge J0104.									Engineering:	0	488	0	0	0	0
Route: MO 51										R/W:	0	15	0	0	0	0
Job No.: 9S3647										Construction:	0	2,209	0	0	0	0
Length: 0.35	MPO: N								Fed: 2,170	State: 542	Local: 0	FFOS:	0	0	0	0
Fund Cat: Taking Care Of System										Payments:	0	0	0	0	0	0
Sec Cat: Rehab And Reconst	Awd Date: Spring 20	Anticipated Fed Cat: NHPP														
TIP #:	Let With:	Future Cost: 0 Estimate Total: 2,712														
County: Bollinger	Bridge replacement over Brush Creek. Project involves bridge T0394.									Engineering:	25	157	0	0	0	0
Route: RT P										R/W:	0	6	0	0	0	0
Job No.: 9S3439										Construction:	0	671	0	0	0	0
Length: 0.20	MPO: N								Fed: 668	State: 166	Local: 0	FFOS:	0	0	0	0
Fund Cat: Taking Care Of System										Payments:	0	0	0	0	0	0
Sec Cat: Rehab And Reconst	Awd Date: Winter 20	Anticipated Fed Cat: NHPP														
TIP #:	Let With: 9S3395, 9S3393	Future Cost: 0 Estimate Total: 859														
County: Bollinger	Bridge replacement over Little Crooked Creek. Project involves bridge N0987.									Engineering:	0	1	1	10	24	139
Route: RT ZZ										R/W:	0	0	0	0	10	0
Job No.: 9S3646										Construction:	0	0	0	0	0	1,141
Length: 0.22	MPO: N								AC-State: 1,061	State: 265	Local: 0	FFOS:	0	0	0	0
Fund Cat: Taking Care Of System										Payments:	0	0	0	0	0	0
Sec Cat: Rehab And Reconst	Awd Date: 2024	Anticipated Fed Cat: STBG														
TIP #:	Let With:	Future Cost: 0 Estimate Total: 1,326														
County: Butler	Bridge replacement over Cane Creek. Project involves bridge S0524.									Engineering:	1	1	8	11	82	0
Route: MO 142										R/W:	0	0	0	13	0	0
Job No.: 9S3557										Construction:	0	0	0	0	754	0
Length: 0.02	MPO: N								AC-State: 695	State: 174	Local: 0	FFOS:	0	0	0	0
Fund Cat: Taking Care Of System										Payments:	0	0	0	0	0	0
Sec Cat: Rehab And Reconst	Awd Date: 2023	Anticipated Fed Cat: STBG														
TIP #:	Let With:	Future Cost: 0 Estimate Total: 870														

* Subject to the approval of the Transportation Improvement Program by the governing Metropolitan Planning Organization.

Jun-13-2019

Section 4 - 1

District Southeast

Dollars in Thousands



2020-2024 Highway and Bridge Construction Schedule

Transportation Planning

P.O. Box 270
Jefferson City, MO 65102

Construction contingency applied to construction cost in the year the project is awarded.

Three percent project growth factor compounded annually is applied to right-of-way and construction costs in program years 2, 3, 4, and 5.

No inflation is applied to the Funding From Other Sources (FFOS) or Payments.

Engineering includes PE costs, CE costs and R/W incidentals.

Construction contingency applied to construction cost in the year the project is awarded. Three percent project growth factor compounded annually is applied to right-of-way and construction costs in program years 2, 3, 4, and 5. No inflation is applied to the Funding From Other Sources (FFOS) or Payments. Engineering includes PE costs, CE costs and R/W incidentals.							STATE FISCAL YEAR PROJECT BUDGETING						
							Prior Prog.	7/2019- 6/2020	7/2020- 6/2021	7/2021- 6/2022	7/2022- 6/2023	7/2023- 6/2024	
County: Butler Route: MO 53 Job No.: 9P3524 Length: 33.95 MPO: N Fund Cat: Taking Care Of System Sec Cat: Thin Lift Overlay Awd Date: 2022 Anticipated Fed Cat: STBG TIP #: Let With: Future Cost: 0 Estimate Total: 6,302	Pavement resurfacing from Bus. 67 to Rte. 25.						Engineering:	0	5	5	525	0	0
							R/W:	0	0	0	0	0	0
							Construction:	0	0	0	5,767	0	0
							FFOS:	0	0	0	0	0	0
							Payments:	0	0	0	0	0	0
County: Butler Route: BU 60 Job No.: 9S3381 Length: 0.10 MPO: N Fund Cat: Taking Care Of System Sec Cat: Rehab And Reconst Awd Date: 2022 Anticipated Fed Cat: NHPP TIP #: Let With: Future Cost: 0 Estimate Total: 4,094	Bridge replacement over Black River. Project involves bridge K0263.						Engineering:	27	30	20	277	0	0
							R/W:	0	0	0	0	0	0
							Construction:	0	0	0	3,740	0	0
							FFOS:	0	0	0	0	0	0
							Payments:	0	0	0	0	0	0
County: Butler Route: OR 60 Job No.: 9S3587 Length: 1.08 MPO: N Fund Cat: Taking Care Of System Sec Cat: Thin Lift Overlay Awd Date: 2023 Anticipated Fed Cat: STBG TIP #: Let With: Future Cost: 0 Estimate Total: 152	Pavement resurfacing from Rte. 60 to Rte. W.						Engineering:	0	1	1	5	13	0
							R/W:	0	0	0	0	0	0
							Construction:	0	0	0	0	132	0
							FFOS:	0	0	0	0	0	0
							Payments:	0	0	0	0	0	0
County: Butler Route: OR 60 Job No.: 9S3588 Length: 1.22 MPO: N Fund Cat: Taking Care Of System Sec Cat: Thin Lift Overlay Awd Date: 2023 Anticipated Fed Cat: STBG TIP #: Let With: Future Cost: 0 Estimate Total: 130	Pavement resurfacing from Township Line Road to the end of state maintenance.						Engineering:	0	1	1	5	12	0
							R/W:	0	0	0	0	0	0
							Construction:	0	0	0	0	111	0
							FFOS:	0	0	0	0	0	0
							Payments:	0	0	0	0	0	0
County: Butler Route: BU 60 Job No.: 9S3603 Length: 5.10 MPO: N Fund Cat: Taking Care Of System Sec Cat: Thin Lift Overlay Awd Date: 2023 Anticipated Fed Cat: STBG TIP #: Let With: Future Cost: 0 Estimate Total: 2,441	Pavement resurfacing from Rte. W to 0.2 mile west of Rte. B in Poplar Bluff.						Engineering:	0	1	1	35	170	0
							R/W:	0	0	0	0	0	0
							Construction:	0	0	0	0	2,234	0
							FFOS:	0	0	0	0	0	0
							Payments:	0	0	0	0	0	0

* Subject to the approval of the Transportation Improvement Program by the governing Metropolitan Planning Organization.

Jun-13-2019

Section 4 - 2

District Southeast

Dollars in Thousands



2020-2024 Highway and Bridge Construction Schedule

Transportation Planning

P.O. Box 270
Jefferson City, MO 65102

Construction contingency applied to construction cost in the year the project is awarded.

Three percent project growth factor compounded annually is applied to right-of-way and construction costs in program years 2, 3, 4, and 5.

No inflation is applied to the Funding From Other Sources (FFOS) or Payments.

Engineering includes PE costs, CE costs and R/W incidentals.

Construction contingency applied to construction cost in the year the project is awarded. Three percent project growth factor compounded annually is applied to right-of-way and construction costs in program years 2, 3, 4, and 5. No inflation is applied to the Funding From Other Sources (FFOS) or Payments. Engineering includes PE costs, CE costs and R/W incidentals.												STATE FISCAL YEAR PROJECT BUDGETING					
												Prior Prog.	7/2019- 6/2020	7/2020- 6/2021	7/2021- 6/2022	7/2022- 6/2023	7/2023- 6/2024
County: Butler Route: US 67 Job No.: 9P3514 Length: 11.82 MPO: N Fund Cat: Taking Care Of System Fed: 1,921 State: 481 Local: 0 Sec Cat: Thin Lift Overlay Awd Date: 2023 Anticipated Fed Cat: NHPP TIP #: Let With: Future Cost: 0 Estimate Total: 2,403	Pavement resurfacing from Arkansas State line to Rte. 160.					Engineering:	1	10	10	10	172	0					
							R/W:	0	0	0	0	0	0				
							Construction:	0	0	0	0	2,200	0				
							FFOS:	0	0	0	0	0	0				
							Payments:	0	0	0	0	0	0				
County: Butler Route: BU 67 Job No.: 9S3602 Length: 4.66 MPO: N Fund Cat: Taking Care Of System AC-State: 1,325 State: 331 Local: 0 Sec Cat: Thin Lift Overlay Awd Date: 2023 Anticipated Fed Cat: STBG TIP #: Let With: Future Cost: 0 Estimate Total: 1,656	Pavement resurfacing from Bus. 60 to Rte. M and on Rte. M from 0.5 mile west of Bus. 67 to Bus. 67 in Poplar Bluff.					Engineering:	0	1	1	24	115	0					
							R/W:	0	0	0	0	0	0				
							Construction:	0	0	0	0	1,515	0				
							FFOS:	0	0	0	0	0	0				
							Payments:	0	0	0	0	0	0				
County: Butler Route: RT B Job No.: 9S3606 Length: 0.22 MPO: N Fund Cat: Taking Care Of System Fed: 775 State: 193 Local: 0 Sec Cat: Rehab And Reconst Awd Date: 2024 Anticipated Fed Cat: NHPP TIP #: Let With: Future Cost: 0 Estimate Total: 968	Bridge replacement over Drainage Ditch No. 1. Project involves bridge G0277.					Engineering:	0	1	1	1	44	81					
							R/W:	0	0	0	0	11	0				
							Construction:	0	0	0	0	0	829				
							FFOS:	0	0	0	0	0	0				
							Payments:	0	0	0	0	0	0				
County: Butler Route: RT CC Job No.: 9S3360 Length: 10.70 MPO: N Fund Cat: Taking Care Of System AC-State: 615 State: 155 Local: 0 Sec Cat: Thin Lift Overlay Awd Date: Fall 19 Anticipated Fed Cat: STBG TIP #: Let With: 9S3346, 9S3421, 9S3420, 9S3362, 9S3398 Future Cost: 0 Estimate Total: 777	Pavement resurfacing from Rte. 51 near Broseley to Rte. 53.					Engineering:	7	62	0	0	0	0					
							R/W:	0	0	0	0	0	0				
							Construction:	0	708	0	0	0	0				
							FFOS:	0	0	0	0	0	0				
							Payments:	0	0	0	0	0	0				
County: Butler Route: RT F Job No.: 9S3359 Length: 2.54 MPO: N Fund Cat: Taking Care Of System AC-State: 179 State: 45 Local: 0 Sec Cat: Thin Lift Overlay Awd Date: 2021 Anticipated Fed Cat: STBG TIP #: Let With: Future Cost: 0 Estimate Total: 224	Pavement resurfacing from Rte. 160 to end of state maintenance.					Engineering:	0	10	18	0	0	0					
							R/W:	0	0	0	0	0	0				
							Construction:	0	0	196	0	0	0				
							FFOS:	0	0	0	0	0	0				
							Payments:	0	0	0	0	0	0				

* Subject to the approval of the Transportation Improvement Program by the governing Metropolitan Planning Organization.

Jun-13-2019

Section 4 - 3

District Southeast

Dollars in Thousands



2020-2024 Highway and Bridge Construction Schedule

Transportation Planning

P.O. Box 270
Jefferson City, MO 65102

Construction contingency applied to construction cost in the year the project is awarded.

Three percent project growth factor compounded annually is applied to right-of-way and construction costs in program years 2, 3, 4, and 5.

No inflation is applied to the Funding From Other Sources (FFOS) or Payments.

Engineering includes PE costs, CE costs and R/W incidentals.

Construction contingency applied to construction cost in the year the project is awarded. Three percent project growth factor compounded annually is applied to right-of-way and construction costs in program years 2, 3, 4, and 5. No inflation is applied to the Funding From Other Sources (FFOS) or Payments. Engineering includes PE costs, CE costs and R/W incidentals.												STATE FISCAL YEAR PROJECT BUDGETING						
												Prior Prog.	7/2019- 6/2020	7/2020- 6/2021	7/2021- 6/2022	7/2022- 6/2023	7/2023- 6/2024	
County: Butler	Pavement resurfacing from Rte. 67 to end of state maintenance.											Engineering:	4	23	0	0	0	0
Route: RT JJ												R/W:	0	0	0	0	0	0
Job No.: 9S3362												Construction:	0	220	0	0	0	0
Length: 3.18	MPO: N											FFOS:	0	0	0	0	0	0
Fund Cat: Taking Care Of System	AC-State: 194	State: 49	Local: 0									Payments:	0	0	0	0	0	0
Sec Cat: Thin Lift Overlay	Awd Date: Fall 19	Anticipated Fed Cat: STBG																
TIP #: Let With: 9S3346, 9S3421, 9S3420, 9S3360, 9S3398	Future Cost: 0		Estimate Total: 247															
County: Butler	Pavement resurfacing from Rte. T to Rte. W.											Engineering:	0	5	35	0	0	0
Route: RT KK												R/W:	0	0	0	0	0	0
Job No.: 9S3361												Construction:	0	0	377	0	0	0
Length: 5.22	MPO: N											FFOS:	0	0	0	0	0	0
Fund Cat: Taking Care Of System	AC-State: 334	State: 83	Local: 0									Payments:	0	0	0	0	0	0
Sec Cat: Thin Lift Overlay	Awd Date: 2021	Anticipated Fed Cat: STBG																
TIP #: Let With:	Future Cost: 0		Estimate Total: 417															
County: Butler	Add rumblestrips from County Road 462 to County Road 441.											Engineering:	5	5	73	0	0	0
Route: RT M												R/W:	0	0	0	0	0	0
Job No.: 9S3556												Construction:	0	0	865	0	0	0
Length: 7.69	MPO: N											FFOS:	0	0	0	0	0	0
Fund Cat: Safety	Fed: 847	State: 96	Local: 0									Payments:	0	0	0	0	0	0
Sec Cat: Safety	Awd Date: 2021	Anticipated Fed Cat: Safety																
TIP #: Let With:	Future Cost: 0		Estimate Total: 948															
County: Butler	Pavement resurfacing from Rte. 51 near Qulin to Rte. 51 near Fagus.											Engineering:	0	10	77	0	0	0
Route: RT N												R/W:	0	0	0	0	0	0
Job No.: 9S3358												Construction:	0	0	927	0	0	0
Length: 12.84	MPO: N											FFOS:	0	0	0	0	0	0
Fund Cat: Taking Care Of System	AC-State: 812	State: 202	Local: 0									Payments:	0	0	0	0	0	0
Sec Cat: Thin Lift Overlay	Awd Date: 2021	Anticipated Fed Cat: STBG																
TIP #: Let With:	Future Cost: 0		Estimate Total: 1,014															
County: Butler	Bridge rehabilitation over St. Francis River. Project involves bridge A2470.											Engineering:	0	1	1	1	48	118
Route: RT U												R/W:	0	0	0	0	11	0
Job No.: 9S3608												Construction:	0	0	0	0	0	1,115
Length: 0.26	MPO: N											FFOS:	0	0	0	0	0	0
Fund Cat: Taking Care Of System	Fed: 1,036	State: 259	Local: 0									Payments:	0	0	0	0	0	0
Sec Cat: Rehab And Reconst	Awd Date: 2024	Anticipated Fed Cat: NHPP																
TIP #: Let With:	Future Cost: 0		Estimate Total: 1,295															

* Subject to the approval of the Transportation Improvement Program by the governing Metropolitan Planning Organization.

Jun-13-2019

Section 4 - 4

District Southeast

Dollars in Thousands



2020-2024 Highway and Bridge Construction Schedule

Transportation Planning

P.O. Box 270
Jefferson City, MO 65102

Construction contingency applied to construction cost in the year the project is awarded.

Three percent project growth factor compounded annually is applied to right-of-way and construction costs in program years 2, 3, 4, and 5.

No inflation is applied to the Funding From Other Sources (FFOS) or Payments.

Engineering includes PE costs, CE costs and R/W incidentals.

Construction contingency applied to construction cost in the year the project is awarded. Three percent project growth factor compounded annually is applied to right-of-way and construction costs in program years 2, 3, 4, and 5. No inflation is applied to the Funding From Other Sources (FFOS) or Payments. Engineering includes PE costs, CE costs and R/W incidentals.										STATE FISCAL YEAR PROJECT BUDGETING					
										Prior Prog.	7/2019- 6/2020	7/2020- 6/2021	7/2021- 6/2022	7/2022- 6/2023	7/2023- 6/2024
County: Butler Route: RT W Job No.: 9S3386 Length: 0.09 MPO: N Fund Cat: Taking Care Of System Sec Cat: Rehab And Reconst Awd Date: 2022 Anticipated Fed Cat: NHPP TIP #: Let With: Future Cost: 0 Estimate Total: 3,322	Bridge replacement over Black River. Project involves bridge F0559.					Engineering:	72	65	49	228	0	0			
							R/W:	0	0	0	0	0	0		
							Construction:	0	0	0	2,908	0	0		
							FFOS:	0	0	0	0	0	0		
							Payments:	0	0	0	0	0	0		
County: Cape Girardeau Route: MO 177 Job No.: 9S3452 Length: 2.12 MPO: Y Fund Cat: Flexible & Other Sec Cat: Systems Operations Awd Date: 2022 Anticipated Fed Cat: STBG TIP #: Let With: Future Cost: 0 Estimate Total: 2,915	Raising the road in two locations from County Road 651 to County Road 643.					Engineering:	165	15	25	183	0	0			
							R/W:	0	0	89	0	0	0		
							Construction:	0	0	0	2,438	0	0		
							FFOS:	0	0	0	0	0	0		
							Payments:	0	0	0	0	0	0		
County: Cape Girardeau Route: MO 177 Job No.: 9S3590 Length: 11.92 MPO: N Fund Cat: Taking Care Of System Sec Cat: Thin Lift Overlay Awd Date: 2023 Anticipated Fed Cat: STBG TIP #: Let With: Future Cost: 0 Estimate Total: 1,553	Pavement resurfacing from Rte. J to the end of state maintenance.					Engineering:	0	1	1	18	109	0			
							R/W:	0	0	0	0	0	0		
							Construction:	0	0	0	0	1,424	0		
							FFOS:	0	0	0	0	0	0		
							Payments:	0	0	0	0	0	0		
County: Cape Girardeau Route: MO 34 Job No.: 9P3121B Length: 3.49 MPO: Y Fund Cat: Taking Care Of System Sec Cat: Thin Lift Overlay Awd Date: 2023 Anticipated Fed Cat: NHPP TIP #: Let With: Future Cost: 0 Estimate Total: 1,224	Pavement resurfacing from Rte. 72 to Rte. 34/25/61 intersection in Jackson.					Engineering:	14	2	3	10	89	0			
							R/W:	0	0	0	0	0	0		
							Construction:	0	0	0	0	1,106	0		
							FFOS:	0	0	0	0	0	0		
							Payments:	0	0	0	0	0	0		
County: Cape Girardeau Route: MO 34 Job No.: 9P3308 Length: 0.33 MPO: Y Fund Cat: Taking Care Of System Sec Cat: Rehab And Reconst Awd Date: 2024 Anticipated Fed Cat: NHPP TIP #: Let With: Future Cost: 0 Estimate Total: 2,427	Bridge rehabilitation over Mississippi River "Emerson bridge". Project involves bridge A5076. \$1,000,000 from IDOT.					Engineering:	20	10	1	1	6	138			
							R/W:	0	0	0	0	0	0		
							Construction:	0	0	0	0	0	2,251		
							FFOS:	0	0	0	0	0	1,000		
							Payments:	0	0	0	0	0	0		

* Subject to the approval of the Transportation Improvement Program by the governing Metropolitan Planning Organization.

Jun-13-2019

Section 4 - 5

District Southeast

Dollars in Thousands



2020-2024 Highway and Bridge Construction Schedule

Transportation Planning

P.O. Box 270
Jefferson City, MO 65102

Construction contingency applied to construction cost in the year the project is awarded.

Three percent project growth factor compounded annually is applied to right-of-way and construction costs in program years 2, 3, 4, and 5.

No inflation is applied to the Funding From Other Sources (FFOS) or Payments.

Engineering includes PE costs, CE costs and R/W incidentals.

						STATE FISCAL YEAR PROJECT BUDGETING					
						Prior Prog.	7/2019- 6/2020	7/2020- 6/2021	7/2021- 6/2022	7/2022- 6/2023	7/2023- 6/2024
County:	Cape Girardeau	Pavement resurfacing from 0.7 mile south of Rte. KK to Rte. T.				Engineering:	132	238	0	0	0
Route:	IS 55					R/W:	0	0	0	0	0
Job No.:	913110					Construction:	0	3,433	0	0	0
Length:	13.99	MPO:	N			FFOS:	0	0	0	0	0
Fund Cat:	Statewide Interstate And Major Bridge	Fed:	3,304	State:	367	Local:	0				
Sec Cat:	Rehab And Reconst	Awd Date:	Spring 20	Anticipated Fed Cat:	NHPP	Payments:	0	0	0	0	0
TIP #:	Let With:	Future Cost:	0	Estimate Total:	3,803						
County:	Cape Girardeau	Bridge replacement over Whitewater River. Project involves bridge L0567.				Engineering:	50	24	166	0	0
Route:	RT A					R/W:	0	19	0	0	0
Job No.:	9S3299					Construction:	0	0	1,438	0	0
Length:	0.24	MPO:	N			FFOS:	0	0	0	0	0
Fund Cat:	Taking Care Of System	Fed:	1,317	State:	330	Local:	0				
Sec Cat:	Rehab And Reconst	Awd Date:	Fall 20	Anticipated Fed Cat:	NHPP	Payments:	0	0	0	0	0
TIP #:	Let With:	Future Cost:	0	Estimate Total:	1,697						
County:	Cape Girardeau	Pavement resurfacing from Rte. U to Rte. 25 near Dutchtown.				Engineering:	9	58	0	0	0
Route:	RT A					R/W:	0	0	0	0	0
Job No.:	9S3400					Construction:	0	686	0	0	0
Length:	10.75	MPO:	N			FFOS:	0	0	0	0	0
Fund Cat:	Taking Care Of System	AC-State:	596	State:	148	Local:	0				
Sec Cat:	Thin Lift Overlay	Awd Date:	Fall 19	Anticipated Fed Cat:	STBG	Payments:	0	0	0	0	0
TIP #:	Let With: 9S3397	Future Cost:	0	Estimate Total:	753						
County:	Cape Girardeau	Bridge replacement over Caney Creek. Project involves bridge P0736.				Engineering:	35	82	0	0	0
Route:	RT AA					R/W:	0	6	0	0	0
Job No.:	9S3393					Construction:	0	652	0	0	0
Length:	0.20	MPO:	N			FFOS:	0	0	0	0	0
Fund Cat:	Taking Care Of System	AC-State:	593	State:	147	Local:	0				
Sec Cat:	Rehab And Reconst	Awd Date:	Winter 20	Anticipated Fed Cat:	STBG	Payments:	0	0	0	0	0
TIP #:	Let With: 9S3395, 9S3439	Future Cost:	0	Estimate Total:	775						
County:	Cape Girardeau	Pavement resurfacing from County Road 217 to I-55. \$60,058.11 Earmark Demo ID MO208.				Engineering:	4	4	95	0	0
Route:	RT AB					R/W:	0	0	0	0	0
Job No.:	9P3391					Construction:	0	0	1,098	0	0
Length:	1.80	MPO:	Y			FFOS:	0	0	60	0	0
Fund Cat:	Taking Care Of System	Fed:	957	State:	240	Local:	0				
Sec Cat:	Thin Lift Overlay	Awd Date:	2021	Anticipated Fed Cat:	STBG	Payments:	0	0	0	0	0
TIP #:	Let With:	Future Cost:	0	Estimate Total:	1,201						

* Subject to the approval of the Transportation Improvement Program by the governing Metropolitan Planning Organization.

Jun-13-2019

Section 4 - 6

District Southeast

Dollars in Thousands



2020-2024 Highway and Bridge Construction Schedule

Transportation Planning

P.O. Box 270
Jefferson City, MO 65102

Construction contingency applied to construction cost in the year the project is awarded.

Three percent project growth factor compounded annually is applied to right-of-way and construction costs in program years 2, 3, 4, and 5.

No inflation is applied to the Funding From Other Sources (FFOS) or Payments.

Engineering includes PE costs, CE costs and R/W incidentals.

Construction contingency applied to construction cost in the year the project is awarded. Three percent project growth factor compounded annually is applied to right-of-way and construction costs in program years 2, 3, 4, and 5. No inflation is applied to the Funding From Other Sources (FFOS) or Payments. Engineering includes PE costs, CE costs and R/W incidentals.												STATE FISCAL YEAR PROJECT BUDGETING						
												Prior Prog.	7/2019- 6/2020	7/2020- 6/2021	7/2021- 6/2022	7/2022- 6/2023	7/2023- 6/2024	
County: Cape Girardeau	Bridge replacement over Byrd Creek. Project involves bridge P0734.											Engineering:	0	1	1	10	25	137
Route: RT D												R/W:	0	0	0	0	14	0
Job No.: 9S3645												Construction:	0	0	0	0	0	1,133
Length: 0.23	MPO: N										FFOS:	0	0	0	0	0	0	
Fund Cat: Taking Care Of System	Fed: 1,056 State: 265 Local: 0											Payments:	0	0	0	0	0	0
Sec Cat: Rehab And Reconst	Awd Date: 2024	Anticipated Fed Cat: NHPP																
TIP #:	Let With:	Future Cost: 0 Estimate Total: 1,321																
County: Cape Girardeau	Pavement resurfacing from Rte. 25 in Delta to Rte. 77 in Chaffee.											Engineering:	0	1	1	1	2	45
Route: RT EE												R/W:	0	0	0	0	0	0
Job No.: 9S3477												Construction:	0	0	0	0	0	581
Length: 4.30	MPO: N										FFOS:	0	0	0	0	0	0	
Fund Cat: Taking Care Of System	AC-State: 506 State: 125 Local: 0											Payments:	0	0	0	0	0	0
Sec Cat: Thin Lift Overlay	Awd Date: 2024	Anticipated Fed Cat: STBG																
TIP #:	Let With:	Future Cost: 0 Estimate Total: 631																
County: Cape Girardeau	Pavement resurfacing from Rte. 25 near Delta to Rte. 91.											Engineering:	0	1	1	1	5	94
Route: RT P												R/W:	0	0	0	0	0	0
Job No.: 9S3476												Construction:	0	0	0	0	0	1,159
Length: 12.40	MPO: N										FFOS:	0	0	0	0	0	0	
Fund Cat: Taking Care Of System	AC-State: 1,009 State: 252 Local: 0											Payments:	0	0	0	0	0	0
Sec Cat: Thin Lift Overlay	Awd Date: 2024	Anticipated Fed Cat: STBG																
TIP #:	Let With:	Future Cost: 0 Estimate Total: 1,261																
County: Cape Girardeau	Bridge deck and superstructure improvements over Little Indian Creek. Project involves bridge N0198.											Engineering:	0	1	1	5	20	60
Route: RT Y												R/W:	0	0	0	0	0	0
Job No.: 9S3589												Construction:	0	0	0	0	0	581
Length: 0.20	MPO: N										FFOS:	0	0	0	0	0	0	
Fund Cat: Taking Care Of System	Fed: 535 State: 133 Local: 0											Payments:	0	0	0	0	0	0
Sec Cat: Rehab And Reconst	Awd Date: 2024	Anticipated Fed Cat: NHPP																
TIP #:	Let With:	Future Cost: 0 Estimate Total: 668																
County: Carter	Pavement resurfacing from east of Rte. J to County Road 455.											Engineering:	18	109	0	0	0	0
Route: US 60												R/W:	0	0	0	0	0	0
Job No.: 9P3426												Construction:	0	1,294	0	0	0	0
Length: 8.96	MPO: N										FFOS:	0	0	0	0	0	0	
Fund Cat: Taking Care Of System	Fed: 1,122 State: 281 Local: 0											Payments:	0	0	0	0	0	0
Sec Cat: Thin Lift Overlay	Awd Date: Winter 20	Anticipated Fed Cat: NHPP																
TIP #:	Let With: 9P3370, 9S3531, 9S3445, 9S3440, 9S3415	Future Cost: 0 Estimate Total: 1,421																

* Subject to the approval of the Transportation Improvement Program by the governing Metropolitan Planning Organization.

Jun-13-2019

Section 4 - 7

District Southeast

Dollars in Thousands



2020-2024 Highway and Bridge Construction Schedule

Transportation Planning

P.O. Box 270
Jefferson City, MO 65102

Construction contingency applied to construction cost in the year the project is awarded.

Three percent project growth factor compounded annually is applied to right-of-way and construction costs in program years 2, 3, 4, and 5.

No inflation is applied to the Funding From Other Sources (FFOS) or Payments.

Engineering includes PE costs, CE costs and R/W incidentals.

Construction contingency applied to construction cost in the year the project is awarded. Three percent project growth factor compounded annually is applied to right-of-way and construction costs in program years 2, 3, 4, and 5. No inflation is applied to the Funding From Other Sources (FFOS) or Payments. Engineering includes PE costs, CE costs and R/W incidentals.												STATE FISCAL YEAR PROJECT BUDGETING						
												Prior Prog.	7/2019- 6/2020	7/2020- 6/2021	7/2021- 6/2022	7/2022- 6/2023	7/2023- 6/2024	
County: Carter Bridge replacement over Cane Creek. Project involves bridge G0348.												Engineering:	0	1	1	1	29	81
Route: RT A												R/W:	0	0	0	0	11	0
Job No.: 9S3609												Construction:	0	0	0	0	0	745
Length: 0.21 MPO: N												FFOS:	0	0	0	0	0	0
Fund Cat: Taking Care Of System Fed: 696 State: 173 Local: 0												Payments:	0	0	0	0	0	0
Sec Cat: Rehab And Reconst Awd Date: 2024 Anticipated Fed Cat: NHPP																		
TIP #: Let With: Future Cost: 0 Estimate Total: 869																		
County: Carter Pavement improvements from Rte. 21 to Rte. 60.												Engineering:	4	10	65	0	0	0
Route: RT B												R/W:	0	0	0	0	0	0
Job No.: 9S3374												Construction:	0	0	804	0	0	0
Length: 10.71 MPO: N												FFOS:	0	0	0	0	0	0
Fund Cat: Taking Care Of System AC-State: 703 State: 176 Local: 0												Payments:	0	0	0	0	0	0
Sec Cat: Thin Lift Overlay Awd Date: 2021 Anticipated Fed Cat: STBG																		
TIP #: Let With: Future Cost: 0 Estimate Total: 883																		
County: Carter Bridge replacement over Ten Mile Creek. Project involves bridge R0240.												Engineering:	0	1	1	1	34	91
Route: RT B												R/W:	0	0	0	0	5	0
Job No.: 9S3612												Construction:	0	0	0	0	0	843
Length: 0.24 MPO: N												FFOS:	0	0	0	0	0	0
Fund Cat: Taking Care Of System Fed: 781 State: 195 Local: 0												Payments:	0	0	0	0	0	0
Sec Cat: Rehab And Reconst Awd Date: 2024 Anticipated Fed Cat: NHPP																		
TIP #: Let With: Future Cost: 0 Estimate Total: 976																		
County: Douglas Pavement resurfacing from Rte. 137 to Rte. 181.												Engineering:	12	60	0	0	0	0
Route: MO 76												R/W:	0	0	0	0	0	0
Job No.: 9S3377												Construction:	0	721	0	0	0	0
Length: 10.88 MPO: N												FFOS:	0	0	0	0	0	0
Fund Cat: Taking Care Of System AC-State: 625 State: 156 Local: 0												Payments:	0	0	0	0	0	0
Sec Cat: Thin Lift Overlay Awd Date: Winter 20 Anticipated Fed Cat: STBG																		
TIP #: Let With: 9S3412, 9S3424, 9P3427, 9S3419, 9S3416, 9S3417, 9S3422, 9S3423 Future Cost: 0 Estimate Total: 793																		
County: Douglas Pavement improvements from Rte. 14 to Rte. 5.												Engineering:	4	16	102	0	0	0
Route: MO 95												R/W:	0	0	0	0	0	0
Job No.: 9S3378												Construction:	0	0	1,237	0	0	0
Length: 17.70 MPO: N												FFOS:	0	0	0	0	0	0
Fund Cat: Taking Care Of System AC-State: 1,085 State: 270 Local: 0												Payments:	0	0	0	0	0	0
Sec Cat: Thin Lift Overlay Awd Date: 2021 Anticipated Fed Cat: STBG																		
TIP #: Let With: Future Cost: 0 Estimate Total: 1,359																		

* Subject to the approval of the Transportation Improvement Program by the governing Metropolitan Planning Organization.

Jun-13-2019

Section 4 - 8

District Southeast

Dollars in Thousands



2020-2024 Highway and Bridge Construction Schedule

Transportation Planning

P.O. Box 270
Jefferson City, MO 65102

Construction contingency applied to construction cost in the year the project is awarded.

Three percent project growth factor compounded annually is applied to right-of-way and construction costs in program years 2, 3, 4, and 5.

No inflation is applied to the Funding From Other Sources (FFOS) or Payments.

Engineering includes PE costs, CE costs and R/W incidentals.

Construction contingency applied to construction cost in the year the project is awarded. Three percent project growth factor compounded annually is applied to right-of-way and construction costs in program years 2, 3, 4, and 5. No inflation is applied to the Funding From Other Sources (FFOS) or Payments. Engineering includes PE costs, CE costs and R/W incidentals.												STATE FISCAL YEAR PROJECT BUDGETING					
												Prior Prog.	7/2019- 6/2020	7/2020- 6/2021	7/2021- 6/2022	7/2022- 6/2023	7/2023- 6/2024
County: Douglas Route: RT JJ Job No.: 9S3424 Length: 12.04 MPO: N Fund Cat: Taking Care Of System Sec Cat: Thin Lift Overlay TIP #: 9S3412, 9P3427, 9S3419, 9S3416, 9S3417, 9S3422, 9S3377, 9S3423	Pavement resurfacing from Rte. 5 to Rte. 95.					AC-State: 617 State: 155 Local: 0	Engineering: 10 R/W: 0 Construction: 0 FFOS: 0 Payments: 0	59 0 713 0 0	0 0 0 0 0	0 0 0 0 0	0 0 0 0 0						
County: Dunklin Route: MO 108 Job No.: 9S3465 Length: 5.70 MPO: N Fund Cat: Taking Care Of System Sec Cat: Thin Lift Overlay TIP #: 9S3412, 9P3427, 9S3419, 9S3416, 9S3417, 9S3422, 9S3377, 9S3423	Pavement resurfacing from Arkansas State line to Rte. 412.					AC-State: 335 State: 83 Local: 0	Engineering: 2 R/W: 0 Construction: 0 FFOS: 0 Payments: 0	1 0 0 0 0	7 0 0 0 0	30 0 380 0 0	0 0 0 0 0						
County: Dunklin Route: MO 153 Job No.: 9S3517 Length: 0.30 MPO: N Fund Cat: Taking Care Of System Sec Cat: Rehab And Reconst TIP #: 9S3412, 9P3427, 9S3419, 9S3416, 9S3417, 9S3422, 9S3377, 9S3423	Bridge replacement over Taylor Slough. Project involves Bridge J0842.					Fed: 206 State: 51 Local: 0	Engineering: 1 R/W: 0 Construction: 0 FFOS: 0 Payments: 0	1 0 0 0 0	5 0 0 0 0	12 12 0 0 0	16 0 211 0 0						
County: Dunklin Route: MO 162 Job No.: 9S3326 Length: 16.49 MPO: N Fund Cat: Taking Care Of System Sec Cat: Thin Lift Overlay TIP #: 9S3412, 9P3427, 9S3419, 9S3416, 9S3417, 9S3422, 9S3377, 9S3423	Pavement resurfacing from Rte. 25 near Gideon to Rte. 61 near Portageville.					AC-State: 1,746 State: 436 Local: 0	Engineering: 2 R/W: 0 Construction: 0 FFOS: 0 Payments: 0	2 0 0 0 0	14 0 0 0 0	147 0 2,019 0 0	0 0 0 0 0						
County: Dunklin Route: US 412 Job No.: 9P3520 Length: 21.30 MPO: N Fund Cat: Taking Care Of System Sec Cat: Thin Lift Overlay TIP #: 9S3412, 9P3427, 9S3419, 9S3416, 9S3417, 9S3422, 9S3377, 9S3423	Pavement resurfacing from end of four lane to Rte. VV.					Fed: 3,512 State: 878 Local: 0	Engineering: 0 R/W: 0 Construction: 0 FFOS: 0 Payments: 0	389 0 4,001 0 0	0 0 0 0 0	0 0 0 0 0	0 0 0 0 0						

* Subject to the approval of the Transportation Improvement Program by the governing Metropolitan Planning Organization.

Jun-13-2019

Section 4 - 9

District Southeast

Dollars in Thousands



2020-2024 Highway and Bridge Construction Schedule

Transportation Planning

P.O. Box 270
Jefferson City, MO 65102

Construction contingency applied to construction cost in the year the project is awarded.

Three percent project growth factor compounded annually is applied to right-of-way and construction costs in program years 2, 3, 4, and 5.

No inflation is applied to the Funding From Other Sources (FFOS) or Payments.

Engineering includes PE costs, CE costs and R/W incidentals.

Construction contingency applied to construction cost in the year the project is awarded. Three percent project growth factor compounded annually is applied to right-of-way and construction costs in program years 2, 3, 4, and 5. No inflation is applied to the Funding From Other Sources (FFOS) or Payments. Engineering includes PE costs, CE costs and R/W incidentals.												STATE FISCAL YEAR PROJECT BUDGETING						
												Prior Prog.	7/2019- 6/2020	7/2020- 6/2021	7/2021- 6/2022	7/2022- 6/2023	7/2023- 6/2024	
County: Dunklin	Bridge structural steel painting and joint repair over St. Francis River. Project involves bridge A3217. \$1,000,000 from Arkansas Highway and Transportation Department.											Engineering:	27	181	0	0	0	0
Route: MO 84												R/W:	0	0	0	0	0	0
Job No.: 9P3091												Construction:	0	2,197	0	0	0	0
Length: 0.20	MPO: N											FFOS:	0	1,000	0	0	0	0
Fund Cat: Taking Care Of System	Fed: 1,342 State: 36 Local: 1,000										Payments:	0	0	0	0	0	0	
Sec Cat: Rehab And Reconst	Awd Date: Spring 20	Anticipated Fed Cat: NHPP																
TIP #:	Let With:	Future Cost: 0 Estimate Total: 2,405																
County: Dunklin	Bridge replacement over St. Francis River. Project involves bridge A2382.											Engineering:	12	12	20	82	0	0
Route: RT DD												R/W:	0	7	0	0	0	0
Job No.: 9S3367												Construction:	0	0	0	746	0	0
Length: 0.20	MPO: N											FFOS:	0	0	0	0	0	0
Fund Cat: Taking Care Of System	Fed: 694 State: 173 Local: 0										Payments:	0	0	0	0	0	0	
Sec Cat: Rehab And Reconst	Awd Date: 2022	Anticipated Fed Cat: NHPP																
TIP #:	Let With:	Future Cost: 0 Estimate Total: 879																
County: Dunklin	Bridge replacement over St. Francis River Slough. Project involves bridge S0882.											Engineering:	1	11	22	61	0	0
Route: RT DD												R/W:	0	0	11	0	0	0
Job No.: 9S3510												Construction:	0	0	0	547	0	0
Length: 0.10	MPO: N											FFOS:	0	0	0	0	0	0
Fund Cat: Taking Care Of System	Fed: 523 State: 129 Local: 0										Payments:	0	0	0	0	0	0	
Sec Cat: Rehab And Reconst	Awd Date: 2022	Anticipated Fed Cat: NHPP																
TIP #:	Let With:	Future Cost: 0 Estimate Total: 653																
County: Dunklin	Pavement resurfacing from Rte. 84 to Rte. 25.											Engineering:	14	41	0	0	0	0
Route: RT E												R/W:	0	0	0	0	0	0
Job No.: 9S3291												Construction:	0	510	0	0	0	0
Length: 2.77	MPO: N											FFOS:	0	0	0	0	0	0
Fund Cat: Taking Care Of System	AC-State: 441 State: 110 Local: 0										Payments:	0	0	0	0	0	0	
Sec Cat: Thin Lift Overlay	Awd Date: Winter 20	Anticipated Fed Cat: STBG																
TIP #:	Let With: 9S3257, 9S3402	Future Cost: 0 Estimate Total: 565																
County: Dunklin	Pavement resurfacing from Bus. 25 to Rte. 53.											Engineering:	4	2	8	97	0	0
Route: RT J												R/W:	0	0	0	0	0	0
Job No.: 9S3403												Construction:	0	0	0	1,347	0	0
Length: 11.50	MPO: N											FFOS:	0	0	0	0	0	0
Fund Cat: Taking Care Of System	AC-State: 1,164 State: 290 Local: 0										Payments:	0	0	0	0	0	0	
Sec Cat: Thin Lift Overlay	Awd Date: 2022	Anticipated Fed Cat: STBG																
TIP #:	Let With:	Future Cost: 0 Estimate Total: 1,458																

* Subject to the approval of the Transportation Improvement Program by the governing Metropolitan Planning Organization.

Jun-13-2019

Section 4 - 10

District Southeast

Dollars in Thousands



2020-2024 Highway and Bridge Construction Schedule

Transportation Planning

P.O. Box 270
Jefferson City, MO 65102

Construction contingency applied to construction cost in the year the project is awarded.

Three percent project growth factor compounded annually is applied to right-of-way and construction costs in program years 2, 3, 4, and 5.

No inflation is applied to the Funding From Other Sources (FFOS) or Payments.

Engineering includes PE costs, CE costs and R/W incidentals.

Construction contingency applied to construction cost in the year the project is awarded. Three percent project growth factor compounded annually is applied to right-of-way and construction costs in program years 2, 3, 4, and 5. No inflation is applied to the Funding From Other Sources (FFOS) or Payments. Engineering includes PE costs, CE costs and R/W incidentals.										STATE FISCAL YEAR PROJECT BUDGETING					
										Prior Prog.	7/2019- 6/2020	7/2020- 6/2021	7/2021- 6/2022	7/2022- 6/2023	7/2023- 6/2024
County: Dunklin Route: RT M Job No.: 9S3337 Length: 2.51 MPO: N Fund Cat: Taking Care Of System Sec Cat: Thin Lift Overlay TIP #: Awd Date: 2022 Let With: AC-State: 231 State: 57 Local: 0 Anticipated Fed Cat: STBG Future Cost: 0 Estimate Total: 289	Engineering: R/W: Construction: FFOS: Payments:	1 0 0 0 0 0	1 0 0 0 0 0	8 0 0 0 0 0	22 0 257 0 0 0	0 0 0 0 0 0	0 0 0 0 0 0								
County: Dunklin Route: RT NN Job No.: 9S3404 Length: 16.41 MPO: N Fund Cat: Taking Care Of System Sec Cat: Thin Lift Overlay TIP #: Awd Date: 2022 Let With: AC-State: 1,111 State: 278 Local: 0 Anticipated Fed Cat: STBG Future Cost: 0 Estimate Total: 1,393	Engineering: R/W: Construction: FFOS: Payments:	4 0 0 0 0 0	10 0 0 0 0 0	10 0 0 0 0 0	88 0 1,281 0 0 0	0 0 0 0 0 0	0 0 0 0 0 0								
County: Dunklin Route: RT NN Job No.: 9S3600 Length: 16.41 MPO: N Fund Cat: Safety Sec Cat: Safety TIP #: Awd Date: 2022 Let With: Fed: 1,681 State: 188 Local: 0 Anticipated Fed Cat: Safety Future Cost: 0 Estimate Total: 1,869	Engineering: R/W: Construction: FFOS: Payments:	0 0 0 0 0 0	5 0 0 0 0 0	25 0 0 0 0 0	129 0 1,710 0 0 0	0 0 0 0 0 0	0 0 0 0 0 0								
County: Dunklin Route: RT P Job No.: 9S3339 Length: 4.30 MPO: N Fund Cat: Taking Care Of System Sec Cat: Thin Lift Overlay TIP #: Awd Date: 2022 Let With: AC-State: 354 State: 88 Local: 0 Anticipated Fed Cat: STBG Future Cost: 0 Estimate Total: 443	Engineering: R/W: Construction: FFOS: Payments:	1 0 0 0 0 0	1 0 0 0 0 0	8 0 0 0 0 0	31 0 402 0 0 0	0 0 0 0 0 0	0 0 0 0 0 0								
County: Dunklin Route: RT ZZ Job No.: 9S3368 Length: 0.20 MPO: N Fund Cat: Taking Care Of System Sec Cat: Rehab And Reconst TIP #: Awd Date: Fall 20 Let With: AC-State: 344 State: 85 Local: 0 Anticipated Fed Cat: STBG Future Cost: 0 Estimate Total: 441	Engineering: R/W: Construction: FFOS: Payments:	12 0 0 0 0 0	12 6 0 0 0 0	42 0 369 0 0 0	0 0 0 0 0 0	0 0 0 0 0 0	0 0 0 0 0 0								

* Subject to the approval of the Transportation Improvement Program by the governing Metropolitan Planning Organization.

Jun-13-2019

Section 4 - 11

District Southeast

Dollars in Thousands



2020-2024 Highway and Bridge Construction Schedule

Transportation Planning

P.O. Box 270
Jefferson City, MO 65102

Construction contingency applied to construction cost in the year the project is awarded.

Three percent project growth factor compounded annually is applied to right-of-way and construction costs in program years 2, 3, 4, and 5.

No inflation is applied to the Funding From Other Sources (FFOS) or Payments.

Engineering includes PE costs, CE costs and R/W incidentals.

Construction contingency applied to construction cost in the year the project is awarded. Three percent project growth factor compounded annually is applied to right-of-way and construction costs in program years 2, 3, 4, and 5. No inflation is applied to the Funding From Other Sources (FFOS) or Payments. Engineering includes PE costs, CE costs and R/W incidentals.													STATE FISCAL YEAR PROJECT BUDGETING						
													Prior Prog.	7/2019-6/2020	7/2020-6/2021	7/2021-6/2022	7/2022-6/2023	7/2023-6/2024	
County: Howell	Pavement resurfacing from Rte. 63 to Rte. 99.												Engineering:	0	1	30	174	0	0
Route: US 160													R/W:	0	0	0	0	0	0
Job No.: 9P3614													Construction:	0	0	0	2,231	0	0
Length: 20.96	MPO: N												FFOS:	0	0	0	0	0	0
Fund Cat: Taking Care Of System	AC-State: 1,949 State: 487 Local: 0										Payments:	0	0	0	0	0	0		
Sec Cat: Thin Lift Overlay	Awd Date: 2022		Anticipated Fed Cat: STBG																
TIP #:	Let With:		Future Cost: 0 Estimate Total: 2,436																
County: Howell	Pavement resurfacing in the westbound lane from 0.1 mile west of Rte. 63 south to 0.2 mile east of Rte. 63 north.												Engineering:	0	1	1	1	38	212
Route: US 60													R/W:	0	0	0	0	0	0
Job No.: 9P3615													Construction:	0	0	0	0	0	2,908
Length: 13.00	MPO: N												FFOS:	0	0	0	0	0	0
Fund Cat: Taking Care Of System	Fed: 2,529 State: 632 Local: 0										Payments:	0	0	0	0	0	0		
Sec Cat: Thin Lift Overlay	Awd Date: 2024		Anticipated Fed Cat: NHPP																
TIP #:	Let With:		Future Cost: 0 Estimate Total: 3,161																
County: Howell	Pavement resurfacing from Bus. 63 to Rte. 60 in Willow Springs.												Engineering:	2	20	0	0	0	0
Route: BU 60													R/W:	0	0	0	0	0	0
Job No.: 9S3531													Construction:	0	181	0	0	0	0
Length: 1.55	MPO: N												FFOS:	0	0	0	0	0	0
Fund Cat: Taking Care Of System	AC-State: 161 State: 40 Local: 0										Payments:	0	0	0	0	0	0		
Sec Cat: Thin Lift Overlay	Awd Date: Winter 20		Anticipated Fed Cat: STBG																
TIP #:	Let With: 9P3370, 9S3445, 9S3440, 9S3415, 9P3426		Future Cost: 0 Estimate Total: 203																
County: Howell	Pavement improvements from Rte. 14 to Rte. N.												Engineering:	4	33	207	0	0	0
Route: US 63													R/W:	0	0	0	0	0	0
Job No.: 9P3394													Construction:	0	0	2,513	0	0	0
Length: 5.26	MPO: N												FFOS:	0	0	0	0	0	0
Fund Cat: Taking Care Of System	Fed: 2,202 State: 551 Local: 0										Payments:	0	0	0	0	0	0		
Sec Cat: Thin Lift Overlay	Awd Date: 2021		Anticipated Fed Cat: NHPP																
TIP #:	Let With:		Future Cost: 0 Estimate Total: 2,757																
County: Howell	Right of way acquisition to correct flooding issues along Rte. 63 north of County Road 1540. Construction by County.												Engineering:	3	3	0	0	0	0
Route: US 63													R/W:	0	160	0	0	0	0
Job No.: 9P3573													Construction:	0	0	0	0	0	0
Length: 0.32	MPO: N												FFOS:	0	0	0	0	0	0
Fund Cat: Taking Care Of System	AC-State: 131 State: 32 Local: 0										Payments:	0	0	0	0	0	0		
Sec Cat: Routine Maintenance	Awd Date: N/A		Anticipated Fed Cat: STBG																
TIP #:	Let With:		Future Cost: 0 Estimate Total: 166																

* Subject to the approval of the Transportation Improvement Program by the governing Metropolitan Planning Organization.

Jun-13-2019

Section 4 - 12

District Southeast

Dollars in Thousands



2020-2024 Highway and Bridge Construction Schedule

Transportation Planning

P.O. Box 270
Jefferson City, MO 65102

Construction contingency applied to construction cost in the year the project is awarded.

Three percent project growth factor compounded annually is applied to right-of-way and construction costs in program years 2, 3, 4, and 5.

No inflation is applied to the Funding From Other Sources (FFOS) or Payments.

Engineering includes PE costs, CE costs and R/W incidentals.

Construction contingency applied to construction cost in the year the project is awarded. Three percent project growth factor compounded annually is applied to right-of-way and construction costs in program years 2, 3, 4, and 5. No inflation is applied to the Funding From Other Sources (FFOS) or Payments. Engineering includes PE costs, CE costs and R/W incidentals.							STATE FISCAL YEAR PROJECT BUDGETING						
							Prior Prog.	7/2019- 6/2020	7/2020- 6/2021	7/2021- 6/2022	7/2022- 6/2023	7/2023- 6/2024	
County: Howell Route: US 63 Job No.: 9P3617 Length: 14.91 MPO: N Fund Cat: Taking Care Of System Sec Cat: Thin Lift Overlay Awd Date: 2023 Anticipated Fed Cat: NHPP TIP #: Let With: Future Cost: 0 Estimate Total: 6,747	Pavement resurfacing from 0.1 mile south of South Bus. 63 to 0.5 mile south of Rte. F.						Engineering: 0	1	1	80	469	0	
							R/W: 0	0	0	0	0	0	0
							Construction: 0	0	0	0	6,196	0	0
							FFOS: 0	0	0	0	0	0	0
							Payments: 0	0	0	0	0	0	0
County: Howell Route: BU 63 Job No.: 9S3390 Length: 4.02 MPO: N Fund Cat: Taking Care Of System Sec Cat: Thin Lift Overlay Awd Date: 2021 Anticipated Fed Cat: STBG TIP #: Let With: Future Cost: 0 Estimate Total: 1,671	Pavement improvements from McFarland Street to Rte. 63 in West Plains.						Engineering: 4	20	125	0	0	0	
							R/W: 0	0	0	0	0	0	0
							Construction: 0	0	1,522	0	0	0	0
							FFOS: 0	0	0	0	0	0	0
							Payments: 0	0	0	0	0	0	0
County: Howell Route: BU 63 Job No.: 9S3440 Length: 3.04 MPO: N Fund Cat: Taking Care Of System Sec Cat: Thin Lift Overlay Awd Date: Winter 20 Anticipated Fed Cat: STBG TIP #: Let With: 9P3370, 9S3531, 9S3445, 9S3415, 9P3426 Future Cost: 0 Estimate Total: 1,102	Pavement resurfacing from 0.6 mile south of Rte. 63 to 0.8 mile north of Rte. 60 in Willow Springs.						Engineering: 17	84	0	0	0	0	
							R/W: 0	0	0	0	0	0	0
							Construction: 0	1,001	0	0	0	0	0
							FFOS: 0	0	0	0	0	0	0
							Payments: 0	0	0	0	0	0	0
County: Howell Route: RT AB Job No.: 9S3616 Length: 0.20 MPO: N Fund Cat: Taking Care Of System Sec Cat: Systems Operations Awd Date: 2021 Anticipated Fed Cat: STBG TIP #: Let With: Future Cost: 0 Estimate Total: 343	Raise the roadway from 2.2 miles west of Rte. 160 to 2 miles west of Rte. 160.						Engineering: 0	8	25	0	0	0	
							R/W: 0	9	0	0	0	0	0
							Construction: 0	0	301	0	0	0	0
							FFOS: 0	0	0	0	0	0	0
							Payments: 0	0	0	0	0	0	0
County: Howell Route: RT Z Job No.: 9S3419 Length: 8.11 MPO: N Fund Cat: Taking Care Of System Sec Cat: Thin Lift Overlay Awd Date: Winter 20 Anticipated Fed Cat: STBG TIP #: Let With: 9S3412, 9S3424, 9P3427, 9S3416, 9S3417, 9S3422, 9S3377, 9S3423 Future Cost: 0 Estimate Total: 565	Pavement resurfacing from Rte. 76 to Rte. P.						Engineering: 7	45	0	0	0	0	
							R/W: 0	0	0	0	0	0	0
							Construction: 0	513	0	0	0	0	0
							FFOS: 0	0	0	0	0	0	0
							Payments: 0	0	0	0	0	0	0

* Subject to the approval of the Transportation Improvement Program by the governing Metropolitan Planning Organization.

Jun-13-2019

Section 4 - 13

District Southeast

Dollars in Thousands



2020-2024 Highway and Bridge Construction Schedule

Transportation Planning

P.O. Box 270
Jefferson City, MO 65102

Construction contingency applied to construction cost in the year the project is awarded.

Three percent project growth factor compounded annually is applied to right-of-way and construction costs in program years 2, 3, 4, and 5.

No inflation is applied to the Funding From Other Sources (FFOS) or Payments.

Engineering includes PE costs, CE costs and R/W incidentals.

Construction contingency applied to construction cost in the year the project is awarded. Three percent project growth factor compounded annually is applied to right-of-way and construction costs in program years 2, 3, 4, and 5. No inflation is applied to the Funding From Other Sources (FFOS) or Payments. Engineering includes PE costs, CE costs and R/W incidentals.							STATE FISCAL YEAR PROJECT BUDGETING					
							Prior Prog.	7/2019- 6/2020	7/2020- 6/2021	7/2021- 6/2022	7/2022- 6/2023	7/2023- 6/2024
County: Howell Route: RT ZZ Job No.: 9S3565 Length: 0.02 MPO: N Fund Cat: Taking Care Of System Sec Cat: Rehab And Reconst Awd Date: 2023 Anticipated Fed Cat: NHPP TIP #: Let With: Future Cost: 0 Estimate Total: 1,048	Bridge replacement over Howell Creek. Project involves bridge N0497.						Engineering: 1	1	14	26	82	0
							R/W: 0	0	0	13	0	0
							Construction: 0	0	0	0	911	0
							FFOS: 0	0	0	0	0	0
							Payments: 0	0	0	0	0	0
County: Iron Route: MO 32 Job No.: 9P3411 Length: 27.36 MPO: N Fund Cat: Taking Care Of System Sec Cat: Thin Lift Overlay Awd Date: Fall 19 Anticipated Fed Cat: STBG TIP #: Let With: 9P3446, 9P3413 Future Cost: 0 Estimate Total: 2,399	Pavement resurfacing from Rte. KK to Rte. 21.						Engineering: 4	215	0	0	0	0
							R/W: 0	0	0	0	0	0
							Construction: 0	2,180	0	0	0	0
							FFOS: 0	0	0	0	0	0
							Payments: 0	0	0	0	0	0
County: Iron Route: MO 72 Job No.: 9P3058 Length: 0.20 MPO: N Fund Cat: Taking Care Of System Sec Cat: Rehab And Reconst Awd Date: Summer 19 Anticipated Fed Cat: STBG TIP #: Let With: Future Cost: 0 Estimate Total: 1,898	Bridge replacement over Stouts Creek. Project involves bridge H0393.						Engineering: 139	117	0	0	0	0
							R/W: 8	0	0	0	0	0
							Construction: 0	1,634	0	0	0	0
							FFOS: 0	0	0	0	0	0
							Payments: 0	0	0	0	0	0
County: Iron Route: RT KK Job No.: 9S3613 Length: 20.43 MPO: N Fund Cat: Taking Care Of System Sec Cat: Thin Lift Overlay Awd Date: 2022 Anticipated Fed Cat: STBG TIP #: Let With: Future Cost: 0 Estimate Total: 2,690	Pavement resurfacing from Rte. 32 to Rte. 72 and on Rte. 32 from 0.1 mile west of Rte. KK to 0.2 mile east of Rte. KK.						Engineering: 0	1	33	193	0	0
							R/W: 0	0	0	0	0	0
							Construction: 0	0	0	2,463	0	0
							FFOS: 0	0	0	0	0	0
							Payments: 0	0	0	0	0	0
County: Iron Route: RT N Job No.: 9S3371 Length: 18.96 MPO: N Fund Cat: Taking Care Of System Sec Cat: Thin Lift Overlay Awd Date: 2023 Anticipated Fed Cat: STBG TIP #: Let With: Future Cost: 0 Estimate Total: 1,704	Pavement improvements from Rte. 21 north to Rte. 21 south.						Engineering: 4	2	2	18	118	0
							R/W: 0	0	0	0	0	0
							Construction: 0	0	0	0	1,560	0
							FFOS: 0	0	0	0	0	0
							Payments: 0	0	0	0	0	0

* Subject to the approval of the Transportation Improvement Program by the governing Metropolitan Planning Organization.

Jun-13-2019

Section 4 - 14

District Southeast

Dollars in Thousands



2020-2024 Highway and Bridge Construction Schedule

Transportation Planning

P.O. Box 270
Jefferson City, MO 65102

Construction contingency applied to construction cost in the year the project is awarded.

Three percent project growth factor compounded annually is applied to right-of-way and construction costs in program years 2, 3, 4, and 5.

No inflation is applied to the Funding From Other Sources (FFOS) or Payments.

Engineering includes PE costs, CE costs and R/W incidentals.

Construction contingency applied to construction cost in the year the project is awarded. Three percent project growth factor compounded annually is applied to right-of-way and construction costs in program years 2, 3, 4, and 5. No inflation is applied to the Funding From Other Sources (FFOS) or Payments. Engineering includes PE costs, CE costs and R/W incidentals.												STATE FISCAL YEAR PROJECT BUDGETING						
												Prior Prog.	7/2019- 6/2020	7/2020- 6/2021	7/2021- 6/2022	7/2022- 6/2023	7/2023- 6/2024	
County: Madison	Pavement resurfacing various sections northbound and southbound from 1.8 miles south of Rte. A near Cherokee Pass to 0.1 mile south of County Road 303 near Lodi.											Engineering:	0	5	298	0	0	0
Route: US 67												R/W:	0	0	0	0	0	0
Job No.: 9P3564												Construction:	0	0	3,161	0	0	0
Length: 15.64	MPO: N										FFOS:	0	0	0	0	0	0	
Fund Cat: Taking Care Of System	Fed: 2,772 State: 692 Local: 0											Payments:	0	0	0	0	0	0
Sec Cat: Thin Lift Overlay	Awd Date: 2021	Anticipated Fed Cat: NHPP																
TIP #:	Let With:	Future Cost: 0 Estimate Total: 3,464																
County: Madison	Erosion control repairs at various locations along Rtes. 60 and 67.											Engineering:	1	43	0	0	0	0
Route: US 67												R/W:	0	0	0	0	0	0
Job No.: 9P3576												Construction:	0	500	0	0	0	0
Length: 149.00	MPO: N										FFOS:	0	0	0	0	0	0	
Fund Cat: Taking Care Of System	Fed: 434 State: 109 Local: 0											Payments:	0	0	0	0	0	0
Sec Cat: Systems Operations	Awd Date: Winter 20	Anticipated Fed Cat: NHPP																
TIP #:	Let With:	Future Cost: 0 Estimate Total: 544																
County: Madison	Bridge replacement over St. Francois River. Project involves bridge J0521.											Engineering:	120	51	248	0	0	0
Route: RT C												R/W:	0	6	0	0	0	0
Job No.: 9S3213												Construction:	0	0	2,714	0	0	0
Length: 0.20	MPO: N										FFOS:	0	0	0	0	0	0	
Fund Cat: Taking Care Of System	Fed: 2,416 State: 603 Local: 0											Payments:	0	0	0	0	0	0
Sec Cat: Rehab And Reconst	Awd Date: 2021	Anticipated Fed Cat: NHPP																
TIP #:	Let With:	Future Cost: 0 Estimate Total: 3,139																
County: Madison	Pavement improvements from Iron County line to Rte. 67.											Engineering:	4	10	118	0	0	0
Route: RT E												R/W:	0	0	0	0	0	0
Job No.: 9S3433												Construction:	0	0	1,342	0	0	0
Length: 16.45	MPO: N										FFOS:	0	0	0	0	0	0	
Fund Cat: Taking Care Of System	AC-State: 1,176 State: 294 Local: 0											Payments:	0	0	0	0	0	0
Sec Cat: Thin Lift Overlay	Awd Date: 2021	Anticipated Fed Cat: STBG																
TIP #:	Let With:	Future Cost: 0 Estimate Total: 1,474																
County: Madison	Pavement resurfacing and add rumblestrips from Rte. 72 to Rte. 51.											Engineering:	63	10	263	0	0	0
Route: RT J												R/W:	0	0	0	0	0	0
Job No.: 9S3340												Construction:	0	0	3,425	0	0	0
Length: 17.84	MPO: N										FFOS:	0	0	0	0	0	0	
Fund Cat: Taking Care Of System	AC-State: 2,958 State: 740 Local: 0											Payments:	0	0	0	0	0	0
Sec Cat: Thin Lift Overlay	Awd Date: 2021	Anticipated Fed Cat: STBG																
TIP #:	Let With:	Future Cost: 0 Estimate Total: 3,761																

* Subject to the approval of the Transportation Improvement Program by the governing Metropolitan Planning Organization.

Jun-13-2019

Section 4 - 15

District Southeast

Dollars in Thousands



2020-2024 Highway and Bridge Construction Schedule

Transportation Planning

P.O. Box 270
Jefferson City, MO 65102

Construction contingency applied to construction cost in the year the project is awarded.

Three percent project growth factor compounded annually is applied to right-of-way and construction costs in program years 2, 3, 4, and 5.

No inflation is applied to the Funding From Other Sources (FFOS) or Payments.

Engineering includes PE costs, CE costs and R/W incidentals.

Construction contingency applied to construction cost in the year the project is awarded. Three percent project growth factor compounded annually is applied to right-of-way and construction costs in program years 2, 3, 4, and 5. No inflation is applied to the Funding From Other Sources (FFOS) or Payments. Engineering includes PE costs, CE costs and R/W incidentals.											STATE FISCAL YEAR PROJECT BUDGETING							
											Prior Prog.	7/2019- 6/2020	7/2020- 6/2021	7/2021- 6/2022	7/2022- 6/2023	7/2023- 6/2024		
County: Mississippi	Pavement resurfacing from Rte. A to Rte. 77.										Engineering:	2	3	15	0	0	0	
Route: MO 102											R/W:	0	0	0	0	0	0	
Job No.: 9S3317											Construction:	0	0	155	0	0	0	
Length: 2.15	MPO: N											FFOS:	0	0	0	0	0	0
Fund Cat: Taking Care Of System	AC-State: 138 State: 35 Local: 0										Payments:	0	0	0	0	0	0	
Sec Cat: Thin Lift Overlay	Awd Date: 2021	Anticipated Fed Cat: STBG																
TIP #: 	Let With: 	Future Cost: 0 Estimate Total: 175																
County: Mississippi	Pavement resurfacing from Rte. 105 to Rte. 80.										Engineering:	0	3	22	0	0	0	
Route: MO 102											R/W:	0	0	0	0	0	0	
Job No.: 9S3529											Construction:	0	0	144	0	0	0	
Length: 1.89	MPO: N											FFOS:	0	0	0	0	0	0
Fund Cat: Taking Care Of System	AC-State: 135 State: 34 Local: 0										Payments:	0	0	0	0	0	0	
Sec Cat: Thin Lift Overlay	Awd Date: 2021	Anticipated Fed Cat: STBG																
TIP #: 	Let With: 	Future Cost: 0 Estimate Total: 169																
County: Mississippi	Payment to IDOT for deck sealing at Mississippi River "Cairo Bridge". Project involves bridge A2000.										Engineering:	0	1	0	0	0	0	
Route: IS 57											R/W:	0	0	0	0	0	0	
Job No.: 9I3160											Construction:	0	30	0	0	0	0	
Length: 0.50	MPO: N											FFOS:	0	0	0	0	0	0
Fund Cat: Statewide Interstate And Major Bridge	Fed: 25 State: 6 Local: 0										Payments:	0	0	0	0	0	0	
Sec Cat: Preventive Maint	Awd Date: N/A	Anticipated Fed Cat: NHPP																
TIP #: 	Let With: 	Future Cost: 0 Estimate Total: 31																
County: Mississippi	Add interchange lighting at Rte. B, Rte. 105, and Rte. 62/77 and Rte. 62 on I-55.										Engineering:	5	75	0	0	0	0	
Route: IS 57											R/W:	0	0	0	0	0	0	
Job No.: 9I3559											Construction:	0	577	0	0	0	0	
Length: 2.48	MPO: N											FFOS:	0	0	0	0	0	0
Fund Cat: Safety	Fed: 586 State: 66 Local: 0										Payments:	0	0	0	0	0	0	
Sec Cat: Safety	Awd Date: Spring 20	Anticipated Fed Cat: Safety																
TIP #: 	Let With: 9I3572	Future Cost: 0 Estimate Total: 657																
County: Mississippi	Pavement repair at various locations and on Rte. 67 in Wayne County and Madison County.										Engineering:	0	50	0	0	0	0	
Route: IS 57											R/W:	0	0	0	0	0	0	
Job No.: 9I3658											Construction:	0	419	0	0	0	0	
Length: 0.68	MPO: N											FFOS:	0	0	0	0	0	0
Fund Cat: Taking Care Of System	AC-State: 375 State: 94 Local: 0										Payments:	0	0	0	0	0	0	
Sec Cat: Preventive Maint	Awd Date: Winter 20	Anticipated Fed Cat: STBG																
TIP #: 	Let With: 	Future Cost: 0 Estimate Total: 469																

* Subject to the approval of the Transportation Improvement Program by the governing Metropolitan Planning Organization.

Jun-13-2019

Section 4 - 16

District Southeast

Dollars in Thousands



2020-2024 Highway and Bridge Construction Schedule

Transportation Planning

P.O. Box 270
Jefferson City, MO 65102

Construction contingency applied to construction cost in the year the project is awarded.

Three percent project growth factor compounded annually is applied to right-of-way and construction costs in program years 2, 3, 4, and 5.

No inflation is applied to the Funding From Other Sources (FFOS) or Payments.

Engineering includes PE costs, CE costs and R/W incidentals.

Construction contingency applied to construction cost in the year the project is awarded. Three percent project growth factor compounded annually is applied to right-of-way and construction costs in program years 2, 3, 4, and 5. No inflation is applied to the Funding From Other Sources (FFOS) or Payments. Engineering includes PE costs, CE costs and R/W incidentals.										STATE FISCAL YEAR PROJECT BUDGETING					
										Prior Prog.	7/2019- 6/2020	7/2020- 6/2021	7/2021- 6/2022	7/2022- 6/2023	7/2023- 6/2024
County: Mississippi	Pavement resurfacing from I-57 to Mississippi River bridge at Cairo.					Engineering:	2	180	0	0	0	0			
Route: US 60						R/W:	0	0	0	0	0	0			
Job No.: 9S3571						Construction:	0	1,847	0	0	0	0			
Length: 10.82	MPO: N					FFOS:	0	0	0	0	0	0			
Fund Cat: Taking Care Of System			AC-State: 1,622	State: 405	Local: 0	Payments:	0	0	0	0	0	0			
Sec Cat: Thin Lift Overlay	Awd Date: Winter 20	Anticipated Fed Cat: STBG													
TIP #:	Let With:	Future Cost: 0		Estimate Total: 2,029											
County: Mississippi	Payment to IDOT for substructure repair on Mississippi River "Cairo bridge". Project involves bridge K0950					Engineering:	0	1	1	0	0	0			
Route: US 60						R/W:	0	0	0	0	0	0			
Job No.: 9S3582						Construction:	0	0	125	0	0	0			
Length: 0.55	MPO: N					FFOS:	0	0	0	0	0	0			
Fund Cat: Statewide Interstate And Major Bridge			Fed: 102	State: 25	Local: 0	Payments:	0	0	0	0	0	0			
Sec Cat: Rehab And Reconst	Awd Date: N/A	Anticipated Fed Cat: NHPP													
TIP #:	Let With:	Future Cost: 0		Estimate Total: 127											
County: Mississippi	Bridge repairs and pavement replacement at I-57 overpass. Project involves bridge A2024.					Engineering:	11	1	10	10	120	0			
Route: US 62						R/W:	0	0	0	0	0	0			
Job No.: 9S3325						Construction:	0	0	0	0	1,705	0			
Length: 0.60	MPO: N					FFOS:	0	0	0	0	0	0			
Fund Cat: Taking Care Of System			Fed: 1,477	State: 369	Local: 0	Payments:	0	0	0	0	0	0			
Sec Cat: Rehab And Reconst	Awd Date: 2023	Anticipated Fed Cat: NHPP													
TIP #:	Let With:	Future Cost: 0		Estimate Total: 1,857											
County: Mississippi	Pavement resurfacing from Rte. 60/62 to end of state maintenance.					Engineering:	4	15	10	133	0	0			
Route: MO 77						R/W:	0	0	0	0	0	0			
Job No.: 9S3405						Construction:	0	0	0	1,903	0	0			
Length: 25.57	MPO: N					FFOS:	0	0	0	0	0	0			
Fund Cat: Taking Care Of System			AC-State: 1,648	State: 413	Local: 0	Payments:	0	0	0	0	0	0			
Sec Cat: Thin Lift Overlay	Awd Date: 2022	Anticipated Fed Cat: STBG													
TIP #:	Let With:	Future Cost: 0		Estimate Total: 2,065											
County: Mississippi	Pavement resurfacing from Rte. 102 to Rte. 77.					Engineering:	0	10	55	0	0	0			
Route: MO 80						R/W:	0	0	0	0	0	0			
Job No.: 9S3315						Construction:	0	0	678	0	0	0			
Length: 8.08	MPO: N					FFOS:	0	0	0	0	0	0			
Fund Cat: Taking Care Of System			AC-State: 594	State: 149	Local: 0	Payments:	0	0	0	0	0	0			
Sec Cat: Thin Lift Overlay	Awd Date: 2021	Anticipated Fed Cat: STBG													
TIP #:	Let With:	Future Cost: 0		Estimate Total: 743											

* Subject to the approval of the Transportation Improvement Program by the governing Metropolitan Planning Organization.

Jun-13-2019

Section 4 - 17

District Southeast

Dollars in Thousands



2020-2024 Highway and Bridge Construction Schedule

Transportation Planning

P.O. Box 270
Jefferson City, MO 65102

Construction contingency applied to construction cost in the year the project is awarded.

Three percent project growth factor compounded annually is applied to right-of-way and construction costs in program years 2, 3, 4, and 5.

No inflation is applied to the Funding From Other Sources (FFOS) or Payments.

Engineering includes PE costs, CE costs and R/W incidentals.

Construction contingency applied to construction cost in the year the project is awarded. Three percent project growth factor compounded annually is applied to right-of-way and construction costs in program years 2, 3, 4, and 5. No inflation is applied to the Funding From Other Sources (FFOS) or Payments. Engineering includes PE costs, CE costs and R/W incidentals.										STATE FISCAL YEAR PROJECT BUDGETING					
										Prior Prog.	7/2019- 6/2020	7/2020- 6/2021	7/2021- 6/2022	7/2022- 6/2023	7/2023- 6/2024
County: Mississippi Route: RT B Job No.: 9S3567 Length: 0.40 MPO: N Fund Cat: Taking Care Of System Sec Cat: Rehab And Reconst Awd Date: 2022 Anticipated Fed Cat: NHPP TIP #: Let With: Future Cost: 0 Estimate Total: 2,837	Bridge rehabilitation over I-57. Project involves bridge A0236.				Engineering:	1	1	87	299	0	0				
					R/W:	0	0	8	8	0	0				
					Construction:	0	0	0	2,433	0	0				
					FFOS:	0	0	0	0	0	0				
					Payments:	0	0	0	0	0	0				
County: Mississippi Route: RT B Job No.: 9S3651 Length: 8.91 MPO: N Fund Cat: Taking Care Of System Sec Cat: Thin Lift Overlay Awd Date: 2022 Anticipated Fed Cat: STBG TIP #: Let With: Future Cost: 0 Estimate Total: 1,046	Pavement resurfacing from Rte. 62 in Bertrand to Rte. 80.				Engineering:	0	1	2	86	0	0				
					R/W:	0	0	0	0	0	0				
					Construction:	0	0	0	957	0	0				
					FFOS:	0	0	0	0	0	0				
					Payments:	0	0	0	0	0	0				
County: Mississippi Route: RT BB Job No.: 9S3316 Length: 7.52 MPO: N Fund Cat: Taking Care Of System Sec Cat: Thin Lift Overlay Awd Date: 2021 Anticipated Fed Cat: STBG TIP #: Let With: Future Cost: 0 Estimate Total: 488	Pavement resurfacing from Rte. 80 to Rte. P.				Engineering:	5	5	35	0	0	0				
					R/W:	0	0	0	0	0	0				
					Construction:	0	0	443	0	0	0				
					FFOS:	0	0	0	0	0	0				
					Payments:	0	0	0	0	0	0				
County: Mississippi Route: RT C Job No.: 9S3402 Length: 5.49 MPO: N Fund Cat: Taking Care Of System Sec Cat: Thin Lift Overlay Awd Date: Winter 20 Anticipated Fed Cat: STBG TIP #: Let With: 9S3257, 9S3291 Future Cost: 0 Estimate Total: 398	Pavement resurfacing from Rte. B to Rte. 105.				Engineering:	7	30	0	0	0	0				
					R/W:	0	0	0	0	0	0				
					Construction:	0	361	0	0	0	0				
					FFOS:	0	0	0	0	0	0				
					Payments:	0	0	0	0	0	0				
County: New Madrid Route: MO 153 Job No.: 9S3591 Length: 0.20 MPO: N Fund Cat: Taking Care Of System Sec Cat: Rehab And Reconst Awd Date: 2024 Anticipated Fed Cat: NHPP TIP #: Let With: Future Cost: 0 Estimate Total: 596	Bridge replacement over Main Drainage Ditch 4. Project involves bridge T0037.				Engineering:	0	1	1	5	20	51				
					R/W:	0	0	0	0	3	0				
					Construction:	0	0	0	0	0	515				
					FFOS:	0	0	0	0	0	0				
					Payments:	0	0	0	0	0	0				

* Subject to the approval of the Transportation Improvement Program by the governing Metropolitan Planning Organization.

Jun-13-2019

Section 4 - 18

District Southeast

Dollars in Thousands



2020-2024 Highway and Bridge Construction Schedule

Transportation Planning

P.O. Box 270
Jefferson City, MO 65102

Construction contingency applied to construction cost in the year the project is awarded.

Three percent project growth factor compounded annually is applied to right-of-way and construction costs in program years 2, 3, 4, and 5.

No inflation is applied to the Funding From Other Sources (FFOS) or Payments.

Engineering includes PE costs, CE costs and R/W incidentals.

Construction contingency applied to construction cost in the year the project is awarded. Three percent project growth factor compounded annually is applied to right-of-way and construction costs in program years 2, 3, 4, and 5. No inflation is applied to the Funding From Other Sources (FFOS) or Payments. Engineering includes PE costs, CE costs and R/W incidentals.													STATE FISCAL YEAR PROJECT BUDGETING						
													Prior Prog.	7/2019- 6/2020	7/2020- 6/2021	7/2021- 6/2022	7/2022- 6/2023	7/2023- 6/2024	
County: New Madrid	Bridge improvements over Drainage Ditch 8. Project involves bridge S3676.												Engineering:	0	1	1	5	15	48
Route: MO 153													R/W:	0	0	0	0	3	0
Job No.: 9S3592													Construction:	0	0	0	0	0	461
Length: 0.20	MPO: N											FFOS:	0	0	0	0	0	0	
Fund Cat: Taking Care Of System											Fed: 427	State: 107	Local: 0						
Sec Cat: Rehab And Reconst	Awd Date: 2024		Anticipated Fed Cat: NHPP										Payments:	0	0	0	0	0	0
TIP #:	Let With:		Future Cost: 0										Estimate Total: 534						
County: New Madrid	Bridge replacement over Drainage Ditches 1 and 251. Project involves bridges L0454 and L0455.												Engineering:	1	20	87	393	0	0
Route: MO 162													R/W:	0	0	35	0	0	0
Job No.: 9S3560													Construction:	0	0	0	3,113	0	0
Length: 0.20	MPO: N											FFOS:	0	0	0	0	0	0	
Fund Cat: Taking Care Of System											Fed: 2,919	State: 729	Local: 0						
Sec Cat: Rehab And Reconst	Awd Date: 2022		Anticipated Fed Cat: NHPP										Payments:	0	0	0	0	0	0
TIP #:	Let With:		Future Cost: 0										Estimate Total: 3,649						
County: New Madrid	Bridge replacement over Drainage Ditch 62. Project involves bridge L0457.												Engineering:	1	1	19	59	0	0
Route: MO 162													R/W:	0	0	18	0	0	0
Job No.: 9S3562													Construction:	0	0	0	486	0	0
Length: 0.21	MPO: N											FFOS:	0	0	0	0	0	0	
Fund Cat: Taking Care Of System											Fed: 466	State: 117	Local: 0						
Sec Cat: Rehab And Reconst	Awd Date: 2022		Anticipated Fed Cat: NHPP										Payments:	0	0	0	0	0	0
TIP #:	Let With:		Future Cost: 0										Estimate Total: 584						
County: New Madrid	Bridge replacements over Drainage Ditches 37 and 18. Project involves bridges H0849 and H0850.												Engineering:	60	83	0	0	0	0
Route: US 61													R/W:	0	12	0	0	0	0
Job No.: 9S3327													Construction:	0	432	0	0	0	0
Length: 0.40	MPO: N											FFOS:	0	0	0	0	0	0	
Fund Cat: Taking Care Of System											Fed: 422	State: 105	Local: 0						
Sec Cat: Rehab And Reconst	Awd Date: Fall 19		Anticipated Fed Cat: NHPP										Payments:	0	0	0	0	0	0
TIP #:	Let With:		Future Cost: 0										Estimate Total: 587						
County: New Madrid	Pavement resurfacing from Rte. 25 to Rte. 61.												Engineering:	0	358	0	0	0	0
Route: US 62													R/W:	0	0	0	0	0	0
Job No.: 9P3512													Construction:	0	3,474	0	0	0	0
Length: 19.27	MPO: N											FFOS:	0	0	0	0	0	0	
Fund Cat: Taking Care Of System											Fed: 3,065	State: 767	Local: 0						
Sec Cat: Thin Lift Overlay	Awd Date: Spring 20		Anticipated Fed Cat: STBG										Payments:	0	0	0	0	0	0
TIP #:	Let With:		Future Cost: 0										Estimate Total: 3,832						

* Subject to the approval of the Transportation Improvement Program by the governing Metropolitan Planning Organization.

Jun-13-2019

Section 4 - 19

District Southeast

Dollars in Thousands



2020-2024 Highway and Bridge Construction Schedule

Transportation Planning

P.O. Box 270
Jefferson City, MO 65102

Construction contingency applied to construction cost in the year the project is awarded.

Three percent project growth factor compounded annually is applied to right-of-way and construction costs in program years 2, 3, 4, and 5.

No inflation is applied to the Funding From Other Sources (FFOS) or Payments.

Engineering includes PE costs, CE costs and R/W incidentals.

Construction contingency applied to construction cost in the year the project is awarded. Three percent project growth factor compounded annually is applied to right-of-way and construction costs in program years 2, 3, 4, and 5. No inflation is applied to the Funding From Other Sources (FFOS) or Payments. Engineering includes PE costs, CE costs and R/W incidentals.										STATE FISCAL YEAR PROJECT BUDGETING					
										Prior Prog.	7/2019- 6/2020	7/2020- 6/2021	7/2021- 6/2022	7/2022- 6/2023	7/2023- 6/2024
County: New Madrid Route: RT D Job No.: 9S3226 Length: 0.40 MPO: N Fund Cat: Taking Care Of System Sec Cat: Rehab And Reconst TIP #: Let With:	Bridge replacement over Drainage Ditches 40 and 3. Project involves bridges L0223 and L0228.				Fed: 731 State: 182 Local: 0	Engineering: 60 R/W: 0 Construction: 0 FFOS: 0 Payments: 0	79 8 826 0 0	0 0 0 0 0	0 0 0 0 0	0 0 0 0 0					
County: New Madrid Route: RT D Job No.: 9S3330 Length: 0.40 MPO: N Fund Cat: Taking Care Of System Sec Cat: Rehab And Reconst TIP #: Let With:	Bridge replacement over Drainage Ditches 43 and 2. Project involves bridges L0220 and L0227.				Fed: 824 State: 206 Local: 0	Engineering: 60 R/W: 0 Construction: 0 FFOS: 0 Payments: 0	103 12 915 0 0	0 0 0 0 0	0 0 0 0 0	0 0 0 0 0					
County: New Madrid Route: RT D Job No.: 9S3641 Length: 0.23 MPO: N Fund Cat: Taking Care Of System Sec Cat: Rehab And Reconst TIP #: Let With:	Bridge replacement over Drainage Ditch No. 1. Project involves bridge L0224.				Fed: 1,289 State: 321 Local: 0	Engineering: 0 R/W: 0 Construction: 0 FFOS: 0 Payments: 0	1 0 0 0 0	1 0 0 0 0	10 0 0 0 0	31 7 0 0 0					
County: New Madrid Route: RT EE Job No.: 9S3313 Length: 7.14 MPO: N Fund Cat: Taking Care Of System Sec Cat: Thin Lift Overlay TIP #: Let With:	Pavement resurfacing from end of maintenance to Rte. 61.				AC-State: 651 State: 163 Local: 0	Engineering: 5 R/W: 0 Construction: 0 FFOS: 0 Payments: 0	10 0 0 0 0	60 0 744 0 0	0 0 0 0 0	0 0 0 0 0					
County: New Madrid Route: RT H Job No.: 9S3540 Length: 0.43 MPO: N Fund Cat: Taking Care Of System Sec Cat: Rehab And Reconst TIP #: Let With:	Bridge replacement over Ash Slough Ditch and Drainage Ditch. Project involves bridges L0619 and L0620.				Fed: 1,138 State: 284 Local: 0	Engineering: 1 R/W: 0 Construction: 0 FFOS: 0 Payments: 0	1 0 0 0 0	48 42 0 0 0	154 0 1,177 0 0	0 0 0 0 0					

* Subject to the approval of the Transportation Improvement Program by the governing Metropolitan Planning Organization.

Jun-13-2019

Section 4 - 20

District Southeast

Dollars in Thousands



2020-2024 Highway and Bridge Construction Schedule

Transportation Planning

P.O. Box 270
Jefferson City, MO 65102

Construction contingency applied to construction cost in the year the project is awarded.

Three percent project growth factor compounded annually is applied to right-of-way and construction costs in program years 2, 3, 4, and 5.

No inflation is applied to the Funding From Other Sources (FFOS) or Payments.

Engineering includes PE costs, CE costs and R/W incidentals.

Construction contingency applied to construction cost in the year the project is awarded. Three percent project growth factor compounded annually is applied to right-of-way and construction costs in program years 2, 3, 4, and 5. No inflation is applied to the Funding From Other Sources (FFOS) or Payments. Engineering includes PE costs, CE costs and R/W incidentals.										STATE FISCAL YEAR PROJECT BUDGETING					
										Prior Prog.	7/2019- 6/2020	7/2020- 6/2021	7/2021- 6/2022	7/2022- 6/2023	7/2023- 6/2024
County: New Madrid Route: RT W Job No.: 9S3329 Length: 0.20 MPO: N Fund Cat: Taking Care Of System Sec Cat: Rehab And Reconst Awd Date: Fall 20 Anticipated Fed Cat: NHPP TIP #: Let With: Future Cost: 0 Estimate Total: 504	Bridge replacement over Drainage Ditch 2. Project involves bridge N0415.				Engineering: 30 R/W: 0 Construction: 0 FFOS: 0 Payments: 0	7 6 0 0 0	38 0 423 0 0	0 0 0 0 0	0 0 0 0 0						
County: New Madrid Route: RT ZZ Job No.: 9S3328 Length: 0.20 MPO: N Fund Cat: Taking Care Of System Sec Cat: Rehab And Reconst Awd Date: Fall 19 Anticipated Fed Cat: STBG TIP #: Let With: Future Cost: 0 Estimate Total: 632	Bridge replacement over Old Channel Little River. Project involves bridge T0785.				Engineering: 30 R/W: 0 Construction: 0 FFOS: 0 Payments: 0	65 7 530 0 0	0 0 0 0 0	0 0 0 0 0	0 0 0 0 0						
County: Oregon Route: US 160 Job No.: 9P3427 Length: 19.73 MPO: N Fund Cat: Taking Care Of System Sec Cat: Thin Lift Overlay Awd Date: Winter 20 Anticipated Fed Cat: STBG TIP #: Let With: 9S3412, 9S3424, 9S3419, 9S3416, 9S3417, 9S3422, 9S3377, 9S3423 Future Cost: 0 Estimate Total: 2,311	Pavement resurfacing from Rte. 99 to Rte. FF.				Engineering: 25 R/W: 0 Construction: 0 FFOS: 0 Payments: 0	184 0 2,102 0 0	0 0 0 0 0	0 0 0 0 0	0 0 0 0 0						
County: Oregon Route: BU 63 Job No.: 9S3219 Length: 0.20 MPO: N Fund Cat: Taking Care Of System Sec Cat: Rehab And Reconst Awd Date: Spring 20 Anticipated Fed Cat: NHPP TIP #: Let With: Future Cost: 0 Estimate Total: 2,253	Bridge replacement over Burlington Northern Santa Fe Railroad and Two Mile Creek. Project involves bridge H0289.				Engineering: 100 R/W: 0 Construction: 0 FFOS: 0 Payments: 0	225 7 1,921 0 0	0 0 0 0 0	0 0 0 0 0	0 0 0 0 0						
County: Oregon Route: RT E Job No.: 9S3191 Length: 12.41 MPO: N Fund Cat: Taking Care Of System Sec Cat: Thin Lift Overlay Awd Date: 2023 Anticipated Fed Cat: STBG TIP #: Let With: Future Cost: 0 Estimate Total: 1,091	Pavement improvements Rte. 142 to Rte. 19.				Engineering: 4 R/W: 0 Construction: 0 FFOS: 0 Payments: 0	2 0 0 0 0	2 0 0 0 0	5 0 0 0 0	83 0 995 0 0						

* Subject to the approval of the Transportation Improvement Program by the governing Metropolitan Planning Organization.

Jun-13-2019

Section 4 - 21

District Southeast

Dollars in Thousands



2020-2024 Highway and Bridge Construction Schedule

Transportation Planning

P.O. Box 270
Jefferson City, MO 65102

Construction contingency applied to construction cost in the year the project is awarded.

Three percent project growth factor compounded annually is applied to right-of-way and construction costs in program years 2, 3, 4, and 5.

No inflation is applied to the Funding From Other Sources (FFOS) or Payments.

Engineering includes PE costs, CE costs and R/W incidentals.

Construction contingency applied to construction cost in the year the project is awarded. Three percent project growth factor compounded annually is applied to right-of-way and construction costs in program years 2, 3, 4, and 5. No inflation is applied to the Funding From Other Sources (FFOS) or Payments. Engineering includes PE costs, CE costs and R/W incidentals.										STATE FISCAL YEAR PROJECT BUDGETING					
										Prior Prog.	7/2019- 6/2020	7/2020- 6/2021	7/2021- 6/2022	7/2022- 6/2023	7/2023- 6/2024
County: Oregon Route: RT M Job No.: 9S3422 Length: 9.64 MPO: N Fund Cat: Taking Care Of System Sec Cat: Thin Lift Overlay TIP #: Let With: 9S3412, 9S3424, 9P3427, 9S3419, 9S3416, 9S3417, 9S3377, 9S3423	Pavement resurfacing from Rte. 63 to Rte. 160.				AC-State: 538 State: 135 Local: 0	Engineering: 9 R/W: 0 Construction: 0 FFOS: 0 Payments: 0	53 0 620 0 0	0 0 0 0 0	0 0 0 0 0	0 0 0 0 0					
County: Ozark Route: MO 142 Job No.: 9S3412 Length: 9.72 MPO: N Fund Cat: Taking Care Of System Sec Cat: Thin Lift Overlay TIP #: Let With: 9S3424, 9P3427, 9S3419, 9S3416, 9S3417, 9S3422, 9S3377, 9S3423	Pavement resurfacing from Rte. 101 to Rte. E.				AC-State: 679 State: 170 Local: 0	Engineering: 16 R/W: 0 Construction: 0 FFOS: 0 Payments: 0	64 0 785 0 0	0 0 0 0 0	0 0 0 0 0	0 0 0 0 0					
County: Ozark Route: US 160 Job No.: 9P3169 Length: 0.83 MPO: N Fund Cat: Safety Sec Cat: Safety TIP #: Let With:	Installation, widening and realignment of guardrail. from 0.9 mile east of County Road 530 to 0.3 mile west of North Fork River.				Fed: 2,619 State: 291 Local: 0	Engineering: 42 R/W: 0 Construction: 0 FFOS: 0 Payments: 0	178 832 1,900 0 0	0 0 0 0 0	0 0 0 0 0	0 0 0 0 0					
County: Ozark Route: US 160 Job No.: 9P3458 Length: 23.50 MPO: N Fund Cat: Taking Care Of System Sec Cat: Thin Lift Overlay TIP #: Let With:	Pavement resurfacing and add rumblestrips from Rte. 5 to Rte. 101. \$1,727,000 Open Container funds.				Fed: 5,339 State: 1,335 Local: 0	Engineering: 38 R/W: 0 Construction: 0 FFOS: 0 Payments: 0	40 0 0 0 0	508 0 6,126 1,727 0	0 0 0 0 0	0 0 0 0 0					
County: Ozark Route: MO 181 Job No.: 9S3379 Length: 18.15 MPO: N Fund Cat: Taking Care Of System Sec Cat: Thin Lift Overlay TIP #: Let With:	Pavement improvements from Rte. H to Rte. 160.				AC-State: 1,165 State: 290 Local: 0	Engineering: 4 R/W: 0 Construction: 0 FFOS: 0 Payments: 0	2 0 0 0 0	2 0 0 0 0	12 0 0 0 0	104 0 1,335 0 0					

* Subject to the approval of the Transportation Improvement Program by the governing Metropolitan Planning Organization.



2020-2024 Highway and Bridge Construction Schedule

Transportation Planning

P.O. Box 270
Jefferson City, MO 65102

Construction contingency applied to construction cost in the year the project is awarded.

Three percent project growth factor compounded annually is applied to right-of-way and construction costs in program years 2, 3, 4, and 5.

No inflation is applied to the Funding From Other Sources (FFOS) or Payments.

Engineering includes PE costs, CE costs and R/W incidentals.

Construction contingency applied to construction cost in the year the project is awarded. Three percent project growth factor compounded annually is applied to right-of-way and construction costs in program years 2, 3, 4, and 5. No inflation is applied to the Funding From Other Sources (FFOS) or Payments. Engineering includes PE costs, CE costs and R/W incidentals.											STATE FISCAL YEAR PROJECT BUDGETING					
											Prior Prog.	7/2019- 6/2020	7/2020- 6/2021	7/2021- 6/2022	7/2022- 6/2023	7/2023- 6/2024
County: Ozark Route: MO 5 Job No.: 9P3599 Length: 8.60 MPO: N Fund Cat: Taking Care Of System Sec Cat: Thin Lift Overlay TIP #: Let With: AC-State: 589 State: 147 Local: 0 Awd Date: 2023 Anticipated Fed Cat: STBG Future Cost: 0 Estimate Total: 736	Engineering: R/W: Construction: FFOS: Payments:	0 0 0 0 0 0	1 0 0 0 0 0	1 0 0 0 0 0	10 0 0 0 0 0	50 0 674 0 0 0										
County: Ozark Route: RT J Job No.: 9S3385 Length: 0.05 MPO: N Fund Cat: Taking Care Of System Sec Cat: Rehab And Reconst TIP #: Let With: 9S3384 Fed: 1,175 State: 294 Local: 0 Awd Date: Winter 20 Anticipated Fed Cat: NHPP Future Cost: 0 Estimate Total: 1,521	Engineering: R/W: Construction: FFOS: Payments:	52 0 0 0 0 0	149 5 1,315 0 0 0	0 0 0 0 0 0	0 0 0 0 0 0	0 0 0 0 0 0										
County: Ozark Route: RT J Job No.: 9S3423 Length: 6.82 MPO: N Fund Cat: Taking Care Of System Sec Cat: Thin Lift Overlay TIP #: Let With: 9S3412, 9S3424, 9P3427, 9S3419, 9S3416, 9S3417, 9S3422, 9S3377 AC-State: 464 State: 115 Local: 0 Awd Date: Winter 20 Anticipated Fed Cat: STBG Future Cost: 0 Estimate Total: 586	Engineering: R/W: Construction: FFOS: Payments:	7 0 0 0 0 0	47 0 532 0 0 0	0 0 0 0 0 0	0 0 0 0 0 0	0 0 0 0 0 0										
County: Pemiscot Route: MO 153 Job No.: 9S3332 Length: 0.28 MPO: N Fund Cat: Taking Care Of System Sec Cat: Rehab And Reconst TIP #: Let With: Fed: 652 State: 163 Local: 0 Awd Date: Winter 20 Anticipated Fed Cat: NHPP Future Cost: 0 Estimate Total: 855	Engineering: R/W: Construction: FFOS: Payments:	40 0 0 0 0 0	82 10 723 0 0 0	0 0 0 0 0 0	0 0 0 0 0 0	0 0 0 0 0 0										
County: Pemiscot Route: IS 155 Job No.: 9I3087 Length: 0.50 MPO: N Fund Cat: Statewide Interstate And Major Bridge Sec Cat: Preventive Maint TIP #: Let With: Fed: 4,051 State: 450 Local: 0 Awd Date: N/A Anticipated Fed Cat: NHPP Future Cost: 0 Estimate Total: 4,502	Engineering: R/W: Construction: FFOS: Payments:	1 0 0 0 0 0	1 0 4,500 0 0 0	0 0 0 0 0 0	0 0 0 0 0 0	0 0 0 0 0 0										

* Subject to the approval of the Transportation Improvement Program by the governing Metropolitan Planning Organization.



2020-2024 Highway and Bridge Construction Schedule

Transportation Planning

P.O. Box 270
Jefferson City, MO 65102

Construction contingency applied to construction cost in the year the project is awarded.

Three percent project growth factor compounded annually is applied to right-of-way and construction costs in program years 2, 3, 4, and 5.

No inflation is applied to the Funding From Other Sources (FFOS) or Payments.

Engineering includes PE costs, CE costs and R/W incidentals.

Construction contingency applied to construction cost in the year the project is awarded. Three percent project growth factor compounded annually is applied to right-of-way and construction costs in program years 2, 3, 4, and 5. No inflation is applied to the Funding From Other Sources (FFOS) or Payments. Engineering includes PE costs, CE costs and R/W incidentals.											STATE FISCAL YEAR PROJECT BUDGETING					
											Prior Prog.	7/2019- 6/2020	7/2020- 6/2021	7/2021- 6/2022	7/2022- 6/2023	7/2023- 6/2024
County: Pemiscot Route: IS 155 Job No.: 913572 Length: 1.50 MPO: N Fund Cat: Safety																

* Subject to the approval of the Transportation Improvement Program by the governing Metropolitan Planning Organization.

Jun-13-2019

Section 4 - 24

District Southeast

Dollars in Thousands



2020-2024 Highway and Bridge Construction Schedule

Transportation Planning

P.O. Box 270
Jefferson City, MO 65102

Construction contingency applied to construction cost in the year the project is awarded.

Three percent project growth factor compounded annually is applied to right-of-way and construction costs in program years 2, 3, 4, and 5.

No inflation is applied to the Funding From Other Sources (FFOS) or Payments.

Engineering includes PE costs, CE costs and R/W incidentals.

						STATE FISCAL YEAR PROJECT BUDGETING					
						Prior Prog.	7/2019- 6/2020	7/2020- 6/2021	7/2021- 6/2022	7/2022- 6/2023	7/2023- 6/2024
County:	Pemiscot	Bridge replacement over Drainage Ditch 70. Project involves bridge T0696.				Engineering:	15	43	0	0	0
Route:	RT A					R/W:	0	4	0	0	0
Job No.:	9S3222					Construction:	0	390	0	0	0
Length:	0.20	MPO:	N			FFOS:	0	0	0	0	0
Fund Cat:	Taking Care Of System	Fed:	350	State:	87	Local:	0				
Sec Cat:	Rehab And Reconst	Awd Date:	Winter 20	Anticipated Fed Cat:	NHPP	Payments:	0	0	0	0	0
TIP #:	Let With:	Future Cost:	0	Estimate Total:	452						
County:	Pemiscot	Bridge replacement over Drainage Ditch 71. Project involves bridge T0698.				Engineering:	20	40	0	0	0
Route:	RT A					R/W:	0	10	0	0	0
Job No.:	9S3331					Construction:	0	345	0	0	0
Length:	0.20	MPO:	N			FFOS:	0	0	0	0	0
Fund Cat:	Taking Care Of System	Fed:	316	State:	79	Local:	0				
Sec Cat:	Rehab And Reconst	Awd Date:	Winter 20	Anticipated Fed Cat:	NHPP	Payments:	0	0	0	0	0
TIP #:	Let With:	Future Cost:	0	Estimate Total:	415						
County:	Pemiscot	Bridge replacement over Drainage Ditch 72. Project involves bridge T0536.				Engineering:	1	1	10	10	34
Route:	RT A					R/W:	0	0	0	0	0
Job No.:	9S3530					Construction:	0	0	0	0	349
Length:	0.20	MPO:	N			FFOS:	0	0	0	0	0
Fund Cat:	Taking Care Of System	Fed:	324	State:	80	Local:	0				
Sec Cat:	Rehab And Reconst	Awd Date:	2023	Anticipated Fed Cat:	NHPP	Payments:	0	0	0	0	0
TIP #:	Let With:	Future Cost:	0	Estimate Total:	405						
County:	Pemiscot	Bridge replacement over Drainage Ditch 4. Project involves bridge S0716.				Engineering:	20	30	0	0	0
Route:	RT C					R/W:	0	10	0	0	0
Job No.:	9S3333					Construction:	0	188	0	0	0
Length:	0.17	MPO:	N			FFOS:	0	0	0	0	0
Fund Cat:	Taking Care Of System	Fed:	182	State:	46	Local:	0				
Sec Cat:	Rehab And Reconst	Awd Date:	Winter 20	Anticipated Fed Cat:	NHPP	Payments:	0	0	0	0	0
TIP #:	Let With:	Future Cost:	0	Estimate Total:	248						
County:	Pemiscot	Bridge replacement over Drainage Ditch 66. Project involves bridge X0500.				Engineering:	15	52	0	0	0
Route:	RT CC					R/W:	0	4	0	0	0
Job No.:	9S3220					Construction:	0	385	0	0	0
Length:	0.20	MPO:	N			FFOS:	0	0	0	0	0
Fund Cat:	Taking Care Of System	AC-State:	353	State:	88	Local:	0				
Sec Cat:	Rehab And Reconst	Awd Date:	Winter 20	Anticipated Fed Cat:	NHPP	Payments:	0	0	0	0	0
TIP #:	Let With:	Future Cost:	0	Estimate Total:	456						

* Subject to the approval of the Transportation Improvement Program by the governing Metropolitan Planning Organization.

Jun-13-2019

Section 4 - 25

District Southeast

Dollars in Thousands



2020-2024 Highway and Bridge Construction Schedule

Transportation Planning

P.O. Box 270
Jefferson City, MO 65102

Construction contingency applied to construction cost in the year the project is awarded.

Three percent project growth factor compounded annually is applied to right-of-way and construction costs in program years 2, 3, 4, and 5.

No inflation is applied to the Funding From Other Sources (FFOS) or Payments.

Engineering includes PE costs, CE costs and R/W incidentals.

						STATE FISCAL YEAR PROJECT BUDGETING					
						Prior Prog.	7/2019- 6/2020	7/2020- 6/2021	7/2021- 6/2022	7/2022- 6/2023	7/2023- 6/2024
County:	Pemiscot	Bridge replacements over Drainage Ditches 1, 251, 258, 259 and 65. Project involves bridges P0473, P0474, P0475, P0476 and P0477.				Engineering:	150	54	367	0	0
Route:	RT EE					R/W:	0	16	0	0	0
Job No.:	9S3232					Construction:	0	0	4,014	0	0
Length:	0.55	MPO:	N			FFOS:	0	0	0	0	0
Fund Cat:	Taking Care Of System	Fed:	3,561	State:	890	Local:	0				
Sec Cat:	Rehab And Reconst	Awd Date:	Fall 20	Anticipated Fed Cat:	NHPP	Payments:	0	0	0	0	0
TIP #:	Let With:	Future Cost:	0	Estimate Total:	4,601						
County:	Pemiscot	Bridge replacement over Drainage Ditch 85. Project involves bridge X0939.				Engineering:	0	1	10	14	48
Route:	RT HH					R/W:	0	0	0	2	0
Job No.:	9S3593					Construction:	0	0	0	0	443
Length:	0.20	MPO:	N			FFOS:	0	0	0	0	0
Fund Cat:	Taking Care Of System	Fed:	414	State:	104	Local:	0				
Sec Cat:	Rehab And Reconst	Awd Date:	2023	Anticipated Fed Cat:	NHPP	Payments:	0	0	0	0	0
TIP #:	Let With:	Future Cost:	0	Estimate Total:	518						
County:	Pemiscot	Bridge replacement over Main Ditch 8. Project involves bridge T0142.				Engineering:	0	1	20	23	82
Route:	RT K					R/W:	0	0	0	2	0
Job No.:	9S3595					Construction:	0	0	0	0	794
Length:	0.20	MPO:	N			FFOS:	0	0	0	0	0
Fund Cat:	Taking Care Of System	AC-State:	738	State:	184	Local:	0				
Sec Cat:	Rehab And Reconst	Awd Date:	2023	Anticipated Fed Cat:	STBG	Payments:	0	0	0	0	0
TIP #:	Let With:	Future Cost:	0	Estimate Total:	922						
County:	Pemiscot	Bridge replacement over Main Ditch 8. Project involves bridge S0883.				Engineering:	15	32	0	0	0
Route:	RT T					R/W:	0	10	0	0	0
Job No.:	9S3227					Construction:	0	199	0	0	0
Length:	0.20	MPO:	N			FFOS:	0	0	0	0	0
Fund Cat:	Taking Care Of System	Fed:	192	State:	49	Local:	0				
Sec Cat:	Rehab And Reconst	Awd Date:	Winter 20	Anticipated Fed Cat:	NHPP	Payments:	0	0	0	0	0
TIP #:	Let With:	Future Cost:	0	Estimate Total:	256						
County:	Perry	Pavement resurfacing 0.4 mile south of I-55 in Perryville to Rte. 72.				Engineering:	0	1	1	5	153
Route:	MO 51					R/W:	0	0	0	0	0
Job No.:	9P3459					Construction:	0	0	0	0	1,784
Length:	15.89	MPO:	N			FFOS:	0	0	0	0	0
Fund Cat:	Taking Care Of System	AC-State:	1,556	State:	388	Local:	0				
Sec Cat:	Thin Lift Overlay	Awd Date:	2023	Anticipated Fed Cat:	STBG	Payments:	0	0	0	0	0
TIP #:	Let With:	Future Cost:	0	Estimate Total:	1,944						

* Subject to the approval of the Transportation Improvement Program by the governing Metropolitan Planning Organization.

Jun-13-2019

Section 4 - 26

District Southeast

Dollars in Thousands



2020-2024 Highway and Bridge Construction Schedule

Transportation Planning

P.O. Box 270
Jefferson City, MO 65102

Construction contingency applied to construction cost in the year the project is awarded.

Three percent project growth factor compounded annually is applied to right-of-way and construction costs in program years 2, 3, 4, and 5.

No inflation is applied to the Funding From Other Sources (FFOS) or Payments.

Engineering includes PE costs, CE costs and R/W incidentals.

						STATE FISCAL YEAR PROJECT BUDGETING					
						Prior Prog.	7/2019- 6/2020	7/2020- 6/2021	7/2021- 6/2022	7/2022- 6/2023	7/2023- 6/2024
County: Perry	Painting and bridge deck repairs over Mississippi River "Chester Bridge". Project involves bridge L0135.					Engineering:	40	143	0	0	0
Route: MO 51						R/W:	0	0	0	0	0
Job No.: 9P3585						Construction:	0	1,500	0	0	0
Length: 0.40	MPO: N					FFOS:	0	0	0	0	0
Fund Cat: Statewide Interstate And Major Bridge	Fed: 1,314 State: 329 Local: 0					Payments:	0	0	0	0	0
Sec Cat: Rehab And Reconst	Awd Date: Fall 19 Anticipated Fed Cat: NHPP										
TIP #:	Let With: Future Cost: 0 Estimate Total: 1,683										
County: Perry	Pavement resurfacing in southbound lane from Rte. 51 to Rte. 61 and from Rte. 74 to Rte. 77 and in northbound lane from Rte. 77 to Rte. M.					Engineering:	50	884	0	0	0
Route: IS 55						R/W:	0	0	0	0	0
Job No.: 9I3309						Construction:	0	12,511	0	0	0
Length: 36.83	MPO: Y					FFOS:	0	0	0	0	0
Fund Cat: Taking Care Of System	Fed: 12,055 State: 1,340 Local: 0					Payments:	0	0	0	0	0
Sec Cat: Thin Lift Overlay	Awd Date: Spring 20 Anticipated Fed Cat: NHPP										
TIP #:	Let With: Future Cost: 0 Estimate Total: 13,445										
County: Perry	Drainage repairs 0.2 mile west of County Road 446 to County Road 446.					Engineering:	62	3	10	61	0
Route: RT A						R/W:	0	0	52	0	0
Job No.: 9S3499						Construction:	0	0	0	867	0
Length: 0.20	MPO: N					FFOS:	0	0	0	0	0
Fund Cat: Taking Care Of System	AC-State: 795 State: 198 Local: 0					Payments:	0	0	0	0	0
Sec Cat: Systems Operations	Awd Date: 2022 Anticipated Fed Cat: STBG										
TIP #:	Let With: Future Cost: 0 Estimate Total: 1,055										
County: Perry	Add rumblestrips from 0.25 mile south of National Guard Drive to I-55.					Engineering:	5	76	0	0	0
Route: RT B						R/W:	0	0	0	0	0
Job No.: 9S3519						Construction:	0	822	0	0	0
Length: 6.35	MPO: N					FFOS:	0	0	0	0	0
Fund Cat: Safety	Fed: 808 State: 90 Local: 0					Payments:	0	0	0	0	0
Sec Cat: Safety	Awd Date: Fall 19 Anticipated Fed Cat: Safety										
TIP #:	Let With: 9S3554, 9S3555, 9S3527, 9S3518 Future Cost: 0 Estimate Total: 903										
County: Perry	Add rumblestrips from I-55 to Apple Creek.					Engineering:	0	38	0	0	0
Route: RT B						R/W:	0	0	0	0	0
Job No.: 9S3594						Construction:	0	385	0	0	0
Length: 2.88	MPO: N					FFOS:	0	0	0	0	0
Fund Cat: Taking Care Of System	AC-State: 339 State: 84 Local: 0					Payments:	0	0	0	0	0
Sec Cat: Systems Operations	Awd Date: Fall 19 Anticipated Fed Cat: STBG										
TIP #:	Let With: Future Cost: 0 Estimate Total: 423										

* Subject to the approval of the Transportation Improvement Program by the governing Metropolitan Planning Organization.

Jun-13-2019

Section 4 - 27

District Southeast

Dollars in Thousands



2020-2024 Highway and Bridge Construction Schedule

Transportation Planning

P.O. Box 270
Jefferson City, MO 65102

Construction contingency applied to construction cost in the year the project is awarded.

Three percent project growth factor compounded annually is applied to right-of-way and construction costs in program years 2, 3, 4, and 5.

No inflation is applied to the Funding From Other Sources (FFOS) or Payments.

Engineering includes PE costs, CE costs and R/W incidentals.

Construction contingency applied to construction cost in the year the project is awarded. Three percent project growth factor compounded annually is applied to right-of-way and construction costs in program years 2, 3, 4, and 5. No inflation is applied to the Funding From Other Sources (FFOS) or Payments. Engineering includes PE costs, CE costs and R/W incidentals.												STATE FISCAL YEAR PROJECT BUDGETING					
												Prior Prog.	7/2019- 6/2020	7/2020- 6/2021	7/2021- 6/2022	7/2022- 6/2023	7/2023- 6/2024
County: Perry Route: RT C Job No.: 9S3431 Length: 23.69 MPO: N Fund Cat: Taking Care Of System Sec Cat: Thin Lift Overlay Awd Date: 2023 Anticipated Fed Cat: STBG TIP #: Let With: Future Cost: 0 Estimate Total: 1,796	Pavement resurfacing from Rte. 51 to Rte. A in Frohna.					Engineering: 4	2	2	12	128	0						
						R/W: 0	0	0	0	0	0						
						Construction: 0	0	0	0	1,648	0						
						FFOS: 0	0	0	0	0	0						
						Payments: 0	0	0	0	0	0						
County: Reynolds Route: MO 106 Job No.: 9S3648 Length: 0.30 MPO: N Fund Cat: Taking Care Of System Sec Cat: Systems Operations Awd Date: 2024 Anticipated Fed Cat: STBG TIP #: Let With: Future Cost: 0 Estimate Total: 117	Guardrail installation from County Road 610 to 0.3 mile east of County Road 610.					Engineering: 0	1	1	1	3	10						
						R/W: 0	0	0	0	0	0						
						Construction: 0	0	0	0	0	101						
						FFOS: 0	0	0	0	0	0						
						Payments: 0	0	0	0	0	0						
County: Reynolds Route: RT K Job No.: 9S3561 Length: 0.11 MPO: N Fund Cat: Taking Care Of System Sec Cat: Rehab And Reconst Awd Date: 2023 Anticipated Fed Cat: NHPP TIP #: Let With: Future Cost: 0 Estimate Total: 2,401	Bridge rehabilitation over Black River. Project involves bridge T1000.					Engineering: 1	1	23	26	235	0						
						R/W: 0	0	0	13	0	0						
						Construction: 0	0	0	0	2,102	0						
						FFOS: 0	0	0	0	0	0						
						Payments: 0	0	0	0	0	0						
County: Ripley Route: MO 142 Job No.: 9S3209 Length: 0.20 MPO: N Fund Cat: Taking Care Of System Sec Cat: Rehab And Reconst Awd Date: Winter 20 Anticipated Fed Cat: NHPP TIP #: Let With: Future Cost: 0 Estimate Total: 873	Bridge replacement over Little Black River. Project involves bridge L0378.					Engineering: 40	86	0	0	0	0						
						R/W: 0	4	0	0	0	0						
						Construction: 0	743	0	0	0	0						
						FFOS: 0	0	0	0	0	0						
						Payments: 0	0	0	0	0	0						
County: Ripley Route: MO 21 Job No.: 9P3369 Length: 8.58 MPO: N Fund Cat: Taking Care Of System Sec Cat: Thin Lift Overlay Awd Date: 2021 Anticipated Fed Cat: STBG TIP #: Let With: Future Cost: 0 Estimate Total: 1,007	Pavement improvements from Rte. 142 to Arkansas State line.					Engineering: 4	10	77	0	0	0						
						R/W: 0	0	0	0	0	0						
						Construction: 0	0	916	0	0	0						
						FFOS: 0	0	0	0	0	0						
						Payments: 0	0	0	0	0	0						

* Subject to the approval of the Transportation Improvement Program by the governing Metropolitan Planning Organization.

Jun-13-2019

Section 4 - 28

District Southeast

Dollars in Thousands



2020-2024 Highway and Bridge Construction Schedule

Transportation Planning

P.O. Box 270
Jefferson City, MO 65102

Construction contingency applied to construction cost in the year the project is awarded.

Three percent project growth factor compounded annually is applied to right-of-way and construction costs in program years 2, 3, 4, and 5.

No inflation is applied to the Funding From Other Sources (FFOS) or Payments.

Engineering includes PE costs, CE costs and R/W incidentals.

Construction contingency applied to construction cost in the year the project is awarded. Three percent project growth factor compounded annually is applied to right-of-way and construction costs in program years 2, 3, 4, and 5. No inflation is applied to the Funding From Other Sources (FFOS) or Payments. Engineering includes PE costs, CE costs and R/W incidentals.											STATE FISCAL YEAR PROJECT BUDGETING					
											Prior Prog.	7/2019- 6/2020	7/2020- 6/2021	7/2021- 6/2022	7/2022- 6/2023	7/2023- 6/2024
County: Ripley Route: RT A Job No.: 9S3420 Length: 7.89 MPO: N Fund Cat: Taking Care Of System Sec Cat: Thin Lift Overlay TIP #: Let With: 9S3346, 9S3421, 9S3360, 9S3362, 9S3398	Pavement resurfacing from Rte. 21 to Arkansas State line. AC-State: 443 State: 111 Local: 0 Awd Date: Fall 19 Anticipated Fed Cat: STBG Future Cost: 0 Estimate Total: 561					Engineering:	7	45	0	0	0	0				
						R/W:	0	0	0	0	0	0				
						Construction:	0	509	0	0	0	0				
						FFOS:	0	0	0	0	0	0				
						Payments:	0	0	0	0	0	0				
County: Ripley Route: RT E Job No.: 9S3421 Length: 6.64 MPO: N Fund Cat: Taking Care Of System Sec Cat: Thin Lift Overlay TIP #: Let With: 9S3346, 9S3420, 9S3360, 9S3362, 9S3398	Pavement resurfacing from Rte. 142 to end of state maintenance. AC-State: 346 State: 87 Local: 0 Awd Date: Fall 19 Anticipated Fed Cat: STBG Future Cost: 0 Estimate Total: 439					Engineering:	6	35	0	0	0	0				
						R/W:	0	0	0	0	0	0				
						Construction:	0	398	0	0	0	0				
						FFOS:	0	0	0	0	0	0				
						Payments:	0	0	0	0	0	0				
County: Ripley Route: RT T Job No.: 9S3372 Length: 5.64 MPO: N Fund Cat: Taking Care Of System Sec Cat: Thin Lift Overlay TIP #: Let With:	Pavement improvements from Rte. 160 to Rte. 142. AC-State: 309 State: 78 Local: 0 Awd Date: 2021 Anticipated Fed Cat: STBG Future Cost: 0 Estimate Total: 391					Engineering:	4	3	30	0	0	0				
						R/W:	0	0	0	0	0	0				
						Construction:	0	0	354	0	0	0				
						FFOS:	0	0	0	0	0	0				
						Payments:	0	0	0	0	0	0				
County: Scott Route: IS 55 Job No.: 9I3545 Length: 14.81 MPO: N Fund Cat: Taking Care Of System Sec Cat: Thin Lift Overlay TIP #: Let With:	Pavement resurfacing from I-57 to Rte. 77. Fed: 6,392 State: 1,598 Local: 0 Awd Date: 2021 Anticipated Fed Cat: NHPP Future Cost: 0 Estimate Total: 8,040					Engineering:	50	50	601	0	0	0				
						R/W:	0	0	0	0	0	0				
						Construction:	0	0	7,339	0	0	0				
						FFOS:	0	0	0	0	0	0				
						Payments:	0	0	0	0	0	0				
County: Scott Route: IS 55 Job No.: 9I3643 Length: 0.25 MPO: N Fund Cat: Taking Care Of System Sec Cat: Rehab And Reconst TIP #: Let With:	Bridge rehabilitation over Rte. 62. Project involves twin bridges A0938. Fed: 3,229 State: 360 Local: 0 Awd Date: 2022 Anticipated Fed Cat: NHPP Future Cost: 0 Estimate Total: 3,589					Engineering:	0	5	50	306	0	0				
						R/W:	0	0	0	0	0	0				
						Construction:	0	0	0	3,228	0	0				
						FFOS:	0	0	0	0	0	0				
						Payments:	0	0	0	0	0	0				

* Subject to the approval of the Transportation Improvement Program by the governing Metropolitan Planning Organization.

Jun-13-2019

Section 4 - 29

District Southeast

Dollars in Thousands



2020-2024 Highway and Bridge Construction Schedule

Transportation Planning

P.O. Box 270
Jefferson City, MO 65102

Construction contingency applied to construction cost in the year the project is awarded.

Three percent project growth factor compounded annually is applied to right-of-way and construction costs in program years 2, 3, 4, and 5.

No inflation is applied to the Funding From Other Sources (FFOS) or Payments.

Engineering includes PE costs, CE costs and R/W incidentals.

Construction contingency applied to construction cost in the year the project is awarded. Three percent project growth factor compounded annually is applied to right-of-way and construction costs in program years 2, 3, 4, and 5. No inflation is applied to the Funding From Other Sources (FFOS) or Payments. Engineering includes PE costs, CE costs and R/W incidentals.							STATE FISCAL YEAR PROJECT BUDGETING					
							Prior Prog.	7/2019- 6/2020	7/2020- 6/2021	7/2021- 6/2022	7/2022- 6/2023	7/2023- 6/2024
County: Scott Route: US 60 Job No.: 913553 Length: 29.37 MPO: N Fund Cat: Taking Care Of System												

* Subject to the approval of the Transportation Improvement Program by the governing Metropolitan Planning Organization.

Jun-13-2019

Section 4 - 30

District Southeast

Dollars in Thousands



2020-2024 Highway and Bridge Construction Schedule

Transportation Planning

P.O. Box 270
Jefferson City, MO 65102

Construction contingency applied to construction cost in the year the project is awarded.

Three percent project growth factor compounded annually is applied to right-of-way and construction costs in program years 2, 3, 4, and 5.

No inflation is applied to the Funding From Other Sources (FFOS) or Payments.

Engineering includes PE costs, CE costs and R/W incidentals.

Construction contingency applied to construction cost in the year the project is awarded. Three percent project growth factor compounded annually is applied to right-of-way and construction costs in program years 2, 3, 4, and 5. No inflation is applied to the Funding From Other Sources (FFOS) or Payments. Engineering includes PE costs, CE costs and R/W incidentals.												STATE FISCAL YEAR PROJECT BUDGETING						
												Prior Prog.	7/2019- 6/2020	7/2020- 6/2021	7/2021- 6/2022	7/2022- 6/2023	7/2023- 6/2024	
County: Scott	Pavement resurfacing from Rte. N near Scott City to Rte. AB.											Engineering:	2	3	18	0	0	0
Route: RT K												R/W:	0	0	0	0	0	0
Job No.: 9S3464												Construction:	0	0	191	0	0	0
Length: 1.32	MPO: N											FFOS:	0	0	0	0	0	0
Fund Cat: Taking Care Of System	AC-State: 169 State: 43 Local: 0										Payments:	0	0	0	0	0	0	
Sec Cat: Thin Lift Overlay	Awd Date: Fall 20	Anticipated Fed Cat: STBG																
TIP #: 	Let With: 	Future Cost: 0 Estimate Total: 214																
County: Scott	Bridge replacement over Little Crooked Creek. Project involves bridge S0971.											Engineering:	0	1	1	5	14	82
Route: RT Z												R/W:	0	0	0	0	7	0
Job No.: 9S3640												Construction:	0	0	0	0	0	670
Length: 0.21	MPO: N											FFOS:	0	0	0	0	0	0
Fund Cat: Taking Care Of System	Fed: 625 State: 155 Local: 0										Payments:	0	0	0	0	0	0	
Sec Cat: Rehab And Reconst	Awd Date: 2024	Anticipated Fed Cat: NHPP																
TIP #: 	Let With: 	Future Cost: 0 Estimate Total: 780																
County: Scott	Bridge replacement over Drainage Ditch 4. Project involves bridge L0271.											Engineering:	25	77	0	0	0	0
Route: RT ZZ												R/W:	0	6	0	0	0	0
Job No.: 9S3395												Construction:	0	578	0	0	0	0
Length: 0.20	MPO: N											FFOS:	0	0	0	0	0	0
Fund Cat: Taking Care Of System	Fed: 529 State: 132 Local: 0										Payments:	0	0	0	0	0	0	
Sec Cat: Rehab And Reconst	Awd Date: Winter 20	Anticipated Fed Cat: NHPP																
TIP #: 	Let With: 9S3439, 9S3393	Future Cost: 0 Estimate Total: 686																
County: Shannon	Pavement resurfacing from Rte. A to Riverview Drive.											Engineering:	20	108	0	0	0	0
Route: MO 19												R/W:	0	0	0	0	0	0
Job No.: 9P3413												Construction:	0	1,288	0	0	0	0
Length: 18.50	MPO: N											FFOS:	0	0	0	0	0	0
Fund Cat: Taking Care Of System	AC-State: 1,116 State: 280 Local: 0										Payments:	0	0	0	0	0	0	
Sec Cat: Thin Lift Overlay	Awd Date: Fall 19	Anticipated Fed Cat: STBG																
TIP #: 	Let With: 9P3446, 9P3411	Future Cost: 0 Estimate Total: 1,416																
County: Shannon	Upgrade pedestrian facilities to comply with the ADA Transition Plan at various locations in Eminence, Winona, Arcadia, Ironton, Thayer and Mountain View. \$1,400,000											Engineering:	0	5	175	0	0	0
Route: MO 19	Statewide Transportation Alternatives funds.											R/W:	0	0	6	0	0	0
Job No.: 9P3621												Construction:	0	0	1,796	0	0	0
Length: 10.41	MPO: N											FFOS:	0	0	1,400	0	0	0
Fund Cat: Taking Care Of System	Fed: 1,586 State: 396 Local: 0										Payments:	0	0	0	0	0	0	
Sec Cat: N- Ada Trans	Awd Date: 2021	Anticipated Fed Cat: STBG																
TIP #: 	Let With: 	Future Cost: 0 Estimate Total: 1,982																

* Subject to the approval of the Transportation Improvement Program by the governing Metropolitan Planning Organization.

Jun-13-2019

Section 4 - 31

District Southeast

Dollars in Thousands



2020-2024 Highway and Bridge Construction Schedule

Transportation Planning

P.O. Box 270
Jefferson City, MO 65102

Construction contingency applied to construction cost in the year the project is awarded.

Three percent project growth factor compounded annually is applied to right-of-way and construction costs in program years 2, 3, 4, and 5.

No inflation is applied to the Funding From Other Sources (FFOS) or Payments.

Engineering includes PE costs, CE costs and R/W incidentals.

Construction contingency applied to construction cost in the year the project is awarded. Three percent project growth factor compounded annually is applied to right-of-way and construction costs in program years 2, 3, 4, and 5. No inflation is applied to the Funding From Other Sources (FFOS) or Payments. Engineering includes PE costs, CE costs and R/W incidentals.												STATE FISCAL YEAR PROJECT BUDGETING						
												Prior Prog.	7/2019- 6/2020	7/2020- 6/2021	7/2021- 6/2022	7/2022- 6/2023	7/2023- 6/2024	
County: Shannon	Pavement improvements from Rte. 19 to end of state maintenance.											Engineering:	4	3	17	0	0	0
Route: RT F												R/W:	0	0	0	0	0	0
Job No.: 9S3376												Construction:	0	0	208	0	0	0
Length: 3.08	MPO: N											FFOS:	0	0	0	0	0	0
Fund Cat: Taking Care Of System	AC-State: 181 State: 47 Local: 0											Payments:	0	0	0	0	0	0
Sec Cat: Thin Lift Overlay	Awd Date: 2021 Anticipated Fed Cat: STBG																	
TIP #:	Let With: Future Cost: 0 Estimate Total: 232																	
County: Shannon	Pavement improvements from Rte. 106 to Rte. 19.											Engineering:	4	9	59	0	0	0
Route: RT H												R/W:	0	0	0	0	0	0
Job No.: 9S3375												Construction:	0	0	742	0	0	0
Length: 12.46	MPO: N											FFOS:	0	0	0	0	0	0
Fund Cat: Taking Care Of System	AC-State: 648 State: 162 Local: 0											Payments:	0	0	0	0	0	0
Sec Cat: Thin Lift Overlay	Awd Date: 2021 Anticipated Fed Cat: STBG																	
TIP #:	Let With: Future Cost: 0 Estimate Total: 814																	
County: St. Francois	Pavement resurfacing from Rte. 67 to Rte. 21.											Engineering:	0	1	72	284	0	0
Route: MO 221												R/W:	0	0	225	0	0	0
Job No.: 9S3610												Construction:	0	0	0	3,639	0	0
Length: 16.19	MPO: N											FFOS:	0	0	0	0	0	0
Fund Cat: Taking Care Of System	AC-State: 3,377 State: 844 Local: 0											Payments:	0	0	0	0	0	0
Sec Cat: Thin Lift Overlay	Awd Date: 2022 Anticipated Fed Cat: STBG																	
TIP #:	Let With: Future Cost: 0 Estimate Total: 4,221																	
County: St. Francois	Pavement resurfacing from Maple Valley Drive to 1.3 miles east of Rte. OO in Farmington.											Engineering:	0	1	5	145	0	0
Route: MO 32												R/W:	0	0	0	0	0	0
Job No.: 9P3644												Construction:	0	0	0	1,631	0	0
Length: 3.65	MPO: N											FFOS:	0	0	0	0	0	0
Fund Cat: Taking Care Of System	Fed: 1,426 State: 356 Local: 0											Payments:	0	0	0	0	0	0
Sec Cat: Thin Lift Overlay	Awd Date: 2022 Anticipated Fed Cat: NHPP																	
TIP #:	Let With: Future Cost: 0 Estimate Total: 1,782																	
County: St. Francois	Pavement resurfacing from 1.3 miles east of Rte. OO near Farmington to I-55.											Engineering:	0	1	1	20	312	0
Route: MO 32												R/W:	0	0	0	0	0	0
Job No.: 9P3650												Construction:	0	0	0	0	3,712	0
Length: 20.85	MPO: N											FFOS:	0	0	0	0	0	0
Fund Cat: Taking Care Of System	Fed: 3,237 State: 809 Local: 0											Payments:	0	0	0	0	0	0
Sec Cat: Thin Lift Overlay	Awd Date: 2023 Anticipated Fed Cat: NHPP																	
TIP #:	Let With: Future Cost: 0 Estimate Total: 4,046																	

* Subject to the approval of the Transportation Improvement Program by the governing Metropolitan Planning Organization.

Jun-13-2019

Section 4 - 32

District Southeast

Dollars in Thousands



2020-2024 Highway and Bridge Construction Schedule

Transportation Planning

P.O. Box 270
Jefferson City, MO 65102

Construction contingency applied to construction cost in the year the project is awarded.

Three percent project growth factor compounded annually is applied to right-of-way and construction costs in program years 2, 3, 4, and 5.

No inflation is applied to the Funding From Other Sources (FFOS) or Payments.

Engineering includes PE costs, CE costs and R/W incidentals.

Construction contingency applied to construction cost in the year the project is awarded. Three percent project growth factor compounded annually is applied to right-of-way and construction costs in program years 2, 3, 4, and 5. No inflation is applied to the Funding From Other Sources (FFOS) or Payments. Engineering includes PE costs, CE costs and R/W incidentals.												STATE FISCAL YEAR PROJECT BUDGETING					
												Prior Prog.	7/2019- 6/2020	7/2020- 6/2021	7/2021- 6/2022	7/2022- 6/2023	7/2023- 6/2024
County: St. Francois	Pavement resurfacing from Washington County line to 0.2 mile east of Rte. 67 in Bonne Terre.					Engineering:	0	1	2	94	0	0					
Route: MO 47						R/W:	0	0	0	0	0	0					
Job No.: 9S3482						Construction:	0	0	0	1,035	0	0					
Length: 7.25	MPO: N					FFOS:	0	0	0	0	0	0					
Fund Cat: Taking Care Of System			AC-State: 907	State: 225	Local: 0	Payments:	0	0	0	0	0	0					
Sec Cat: Thin Lift Overlay	Awd Date: 2022	Anticipated Fed Cat: STBG															
TIP #:	Let With:	Future Cost: 0		Estimate Total: 1,132													
County: St. Francois	Bridge rehabilitation over Rte. 8 near Desloge. Project involves bridge A0654.					Engineering:	4	5	24	94	0	0					
Route: US 67						R/W:	0	0	0	0	0	0					
Job No.: 9P3382						Construction:	0	0	0	797	0	0					
Length: 0.43	MPO: N					FFOS:	0	0	0	0	0	0					
Fund Cat: Taking Care Of System			Fed: 737	State: 183	Local: 0	Payments:	0	0	0	0	0	0					
Sec Cat: Rehab And Reconst	Awd Date: 2022	Anticipated Fed Cat: NHPP															
TIP #:	Let With:	Future Cost: 0		Estimate Total: 924													
County: St. Francois	Pavement resurfacing from Rte. 221 in Farmington to 0.5 mile south of Rte. 72 near Fredericktown.					Engineering:	7	5	464	0	0	0					
Route: US 67						R/W:	0	0	0	0	0	0					
Job No.: 9P3435						Construction:	0	0	4,975	0	0	0					
Length: 16.82	MPO: N					FFOS:	0	0	0	0	0	0					
Fund Cat: Taking Care Of System			Fed: 4,355	State: 1,089	Local: 0	Payments:	0	0	0	0	0	0					
Sec Cat: Thin Lift Overlay	Awd Date: 2021	Anticipated Fed Cat: NHPP															
TIP #:	Let With:	Future Cost: 0		Estimate Total: 5,451													
County: St. Francois	Bridge rehabilitation over Union Pacific Railroad. Project involves bridge L0666.					Engineering:	1	1	1	5	17	0					
Route: US 67						R/W:	0	0	0	24	0	0					
Job No.: 9P3547						Construction:	0	0	0	0	178	0					
Length: 0.07	MPO: N					FFOS:	0	0	0	0	0	0					
Fund Cat: Taking Care Of System			Fed: 181	State: 45	Local: 0	Payments:	0	0	0	0	0	0					
Sec Cat: Rehab And Reconst	Awd Date: 2023	Anticipated Fed Cat: NHPP															
TIP #:	Let With:	Future Cost: 0		Estimate Total: 227													
County: St. Francois	Install J-turn at Rte. H.					Engineering:	0	15	73	0	0	0					
Route: US 67						R/W:	0	0	0	0	0	0					
Job No.: 9P3598						Construction:	0	0	863	0	0	0					
Length: 0.77	MPO: N					FFOS:	0	0	0	0	0	0					
Fund Cat: Safety			Fed: 855	State: 96	Local: 0	Payments:	0	0	0	0	0	0					
Sec Cat: Safety	Awd Date: 2021	Anticipated Fed Cat: Safety															
TIP #:	Let With:	Future Cost: 0		Estimate Total: 951													

* Subject to the approval of the Transportation Improvement Program by the governing Metropolitan Planning Organization.

Jun-13-2019

Section 4 - 33

District Southeast

Dollars in Thousands



2020-2024 Highway and Bridge Construction Schedule

Transportation Planning

P.O. Box 270
Jefferson City, MO 65102

Construction contingency applied to construction cost in the year the project is awarded.

Three percent project growth factor compounded annually is applied to right-of-way and construction costs in program years 2, 3, 4, and 5.

No inflation is applied to the Funding From Other Sources (FFOS) or Payments.

Engineering includes PE costs, CE costs and R/W incidentals.

Construction contingency applied to construction cost in the year the project is awarded. Three percent project growth factor compounded annually is applied to right-of-way and construction costs in program years 2, 3, 4, and 5. No inflation is applied to the Funding From Other Sources (FFOS) or Payments. Engineering includes PE costs, CE costs and R/W incidentals.											STATE FISCAL YEAR PROJECT BUDGETING						
											Prior Prog.	7/2019- 6/2020	7/2020- 6/2021	7/2021- 6/2022	7/2022- 6/2023	7/2023- 6/2024	
County: St. Francois	Payment to Desloge for pavement resurfacing from Fir Street to Willow Street. To be let by Desloge as STP-9900(073). \$205,000 STBG-urban funds.										Engineering:	2	1	0	0	0	0
Route: MO 8											R/W:	0	0	0	0	0	0
Job No.: 9P3301											Construction:	0	305	0	0	0	0
Length: 1.03	MPO: N									FFOS:	0	205	0	0	0	0	
Fund Cat: Taking Care Of System	Fed: 245 State: 61 Local: 0										Payments:	0	0	0	0	0	0
Sec Cat: Thin Lift Overlay	Awd Date: N/A	Anticipated Fed Cat: NHPP															
TIP #:	Let With:	Future Cost: 0 Estimate Total: 308															
County: St. Francois	Add rumblestrips from Rte. H to Pendelton Road. \$875,000 Open Container funds.										Engineering:	10	76	0	0	0	0
Route: RT AA											R/W:	0	0	0	0	0	0
Job No.: 9S3555											Construction:	0	875	0	0	0	0
Length: 5.23	MPO: N									FFOS:	0	875	0	0	0	0	
Fund Cat: Safety	Fed: 855 State: 96 Local: 0										Payments:	0	0	0	0	0	0
Sec Cat: Safety	Awd Date: Fall 19	Anticipated Fed Cat: Safety															
TIP #:	Let With: 9S3554, 9S3527, 9S3518, 9S3519	Future Cost: 0 Estimate Total: 961															
County: St. Francois	Pavement resurfacing from Rte. Y to Rte. 32 in Farmington.										Engineering:	0	1	5	167	0	0
Route: RT D											R/W:	0	0	0	0	0	0
Job No.: 9S3478											Construction:	0	0	0	1,863	0	0
Length: 13.17	MPO: N									FFOS:	0	0	0	0	0	0	
Fund Cat: Taking Care Of System	AC-State: 1,629 State: 407 Local: 0										Payments:	0	0	0	0	0	0
Sec Cat: Thin Lift Overlay	Awd Date: 2022	Anticipated Fed Cat: STBG															
TIP #:	Let With:	Future Cost: 0 Estimate Total: 2,036															
County: St. Francois	Add rumblestrips from Old Fredericktown Road to Rte. AA.										Engineering:	10	39	0	0	0	0
Route: RT H											R/W:	0	0	0	0	0	0
Job No.: 9S3518											Construction:	0	495	0	0	0	0
Length: 3.60	MPO: N									FFOS:	0	0	0	0	0	0	
Fund Cat: Safety	Fed: 480 State: 54 Local: 0										Payments:	0	0	0	0	0	0
Sec Cat: Safety	Awd Date: Fall 19	Anticipated Fed Cat: Safety															
TIP #:	Let With: 9S3554, 9S3555, 9S3527, 9S3519	Future Cost: 0 Estimate Total: 544															
County: St. Francois	Add rumblestrips from Point View Drive to Rte. D. \$405,000 Open Container funds.										Engineering:	15	78	0	0	0	0
Route: RT K											R/W:	0	0	0	0	0	0
Job No.: 9S3527											Construction:	0	920	0	0	0	0
Length: 6.78	MPO: N									FFOS:	0	405	0	0	0	0	
Fund Cat: Safety	Fed: 898 State: 100 Local: 0										Payments:	0	0	0	0	0	0
Sec Cat: Safety	Awd Date: Fall 19	Anticipated Fed Cat: Safety															
TIP #:	Let With: 9S3554, 9S3555, 9S3518, 9S3519	Future Cost: 0 Estimate Total: 1,013															

* Subject to the approval of the Transportation Improvement Program by the governing Metropolitan Planning Organization.

Jun-13-2019

Section 4 - 34

District Southeast

Dollars in Thousands



2020-2024 Highway and Bridge Construction Schedule

Transportation Planning

P.O. Box 270
Jefferson City, MO 65102

Construction contingency applied to construction cost in the year the project is awarded.

Three percent project growth factor compounded annually is applied to right-of-way and construction costs in program years 2, 3, 4, and 5.

No inflation is applied to the Funding From Other Sources (FFOS) or Payments.

Engineering includes PE costs, CE costs and R/W incidentals.

						STATE FISCAL YEAR PROJECT BUDGETING					
						Prior Prog.	7/2019- 6/2020	7/2020- 6/2021	7/2021- 6/2022	7/2022- 6/2023	7/2023- 6/2024
County:	St. Francois	Add rumblestripes from Rte. N to Rte. 221. \$829,000 Open Container funds.				Engineering:	10	72	0	0	0
Route:	RT NN					R/W:	0	0	0	0	0
Job No.:	9S3554					Construction:	0	829	0	0	0
Length:	4.34	MPO:	N			FFOS:	0	829	0	0	0
Fund Cat:	Safety	Fed:	810	State:	91	Local:	0				
Sec Cat:	Safety	Awd Date:	Fall 19	Anticipated Fed Cat:	Safety	Payments:	0	0	0	0	0
TIP #:	Let With:	9S3555, 9S3527, 9S3518, 9S3519	Future Cost:	0	Estimate Total:	911					
County:	St. Francois	Bridge rehabilitation over Indian Creek. Project involves bridge L0329.				Engineering:	1	1	8	19	61
Route:	RT NN					R/W:	0	0	0	13	0
Job No.:	9S3566					Construction:	0	0	0	0	657
Length:	0.02	MPO:	N			FFOS:	0	0	0	0	0
Fund Cat:	Taking Care Of System	Fed:	607	State:	152	Local:	0				
Sec Cat:	Rehab And Reconst	Awd Date:	2023	Anticipated Fed Cat:	NHPP	Payments:	0	0	0	0	0
TIP #:	Let With:			Future Cost:	0	Estimate Total:	760				
County:	St. Francois	Pavement resurfacing from 0.1 mile south of Rte. 32 in Farmington to Rte. 72 Fredericktown.				Engineering:	0	1	1	1	5
Route:	RT OO					R/W:	0	0	0	0	0
Job No.:	9S3490					Construction:	0	0	0	0	2,792
Length:	16.76	MPO:	N			FFOS:	0	0	0	0	0
Fund Cat:	Taking Care Of System	AC-State:	2,428	State:	606	Local:	0				
Sec Cat:	Thin Lift Overlay	Awd Date:	2024	Anticipated Fed Cat:	STBG	Payments:	0	0	0	0	0
TIP #:	Let With:			Future Cost:	0	Estimate Total:	3,034				
County:	Ste. Genevieve	Pavement resurfacing from I-55 to Gerard Street in Ste. Genevieve.				Engineering:	4	5	87	0	0
Route:	MO 32					R/W:	0	0	0	0	0
Job No.:	9P3392					Construction:	0	0	984	0	0
Length:	5.11	MPO:	N			FFOS:	0	0	0	0	0
Fund Cat:	Taking Care Of System	AC-State:	861	State:	215	Local:	0				
Sec Cat:	Thin Lift Overlay	Awd Date:	2021	Anticipated Fed Cat:	STBG	Payments:	0	0	0	0	0
TIP #:	Let With:			Future Cost:	0	Estimate Total:	1,080				
County:	Ste. Genevieve	Job Order Contracting for asphalt pavement repair from the Jefferson County line to the Arkansas State line and all of I-57 and all of I-155.				Engineering:	0	23	0	0	0
Route:	IS 55					R/W:	0	0	0	0	0
Job No.:	0I3005T					Construction:	0	250	0	0	0
Length:	198.09	MPO:	Y			FFOS:	0	0	0	0	0
Fund Cat:	Statewide Interstate And Major Bridge	AC-State:	245	State:	28	Local:	0				
Sec Cat:	Preventive Maint	Awd Date:	Summer 19	Anticipated Fed Cat:	NHPP	Payments:	0	0	0	0	0
TIP #:	Let With:			Future Cost:	0	Estimate Total:	273				

* Subject to the approval of the Transportation Improvement Program by the governing Metropolitan Planning Organization.

Jun-13-2019

Section 4 - 35

District Southeast

Dollars in Thousands



2020-2024 Highway and Bridge Construction Schedule

Transportation Planning

P.O. Box 270
Jefferson City, MO 65102

Construction contingency applied to construction cost in the year the project is awarded.

Three percent project growth factor compounded annually is applied to right-of-way and construction costs in program years 2, 3, 4, and 5.

No inflation is applied to the Funding From Other Sources (FFOS) or Payments.

Engineering includes PE costs, CE costs and R/W incidentals.

						STATE FISCAL YEAR PROJECT BUDGETING					
						Prior Prog.	7/2019- 6/2020	7/2020- 6/2021	7/2021- 6/2022	7/2022- 6/2023	7/2023- 6/2024
County:	Ste. Genevieve	Job Order Contracting for asphalt pavement repair from the Jefferson County line to the				Engineering:	0	23	0	0	0
Route:	IS 55	Arkansas State line and all of I-57 and all of I-155.				R/W:	0	0	0	0	0
Job No.:	013006T					Construction:	0	250	0	0	0
Length:	198.09	MPO:	Y			FFOS:	0	0	0	0	0
Fund Cat:	Statewide Interstate And Major Bridge	AC-State:	245	State:	28	Local:	0				
Sec Cat:	Preventive Maint	Awd Date:	Spring 20	Anticipated Fed Cat:	NHPP	Payments:	0	0	0	0	0
TIP #:	Let With:	Future Cost:	0	Estimate Total:	273						
County:	Ste. Genevieve	Job Order Contracting for asphalt pavement repair from the Jefferson County line to the				Engineering:	0	0	23	0	0
Route:	IS 55	Arkansas State line and all of I-57 and all of I-155.				R/W:	0	0	0	0	0
Job No.:	013007T					Construction:	0	0	258	0	0
Length:	198.09	MPO:	Y			FFOS:	0	0	0	0	0
Fund Cat:	Statewide Interstate And Major Bridge	AC-State:	252	State:	29	Local:	0				
Sec Cat:	Preventive Maint	Awd Date:	2021	Anticipated Fed Cat:	NHPP	Payments:	0	0	0	0	0
TIP #:	Let With:	Future Cost:	0	Estimate Total:	281						
County:	Ste. Genevieve	Pavement resurfacing from Jefferson County line to Rte. M.				Engineering:	152	1,037	0	0	0
Route:	IS 55					R/W:	0	0	0	0	0
Job No.:	913310					Construction:	0	12,049	0	0	0
Length:	21.65	MPO:	N			FFOS:	0	0	0	0	0
Fund Cat:	Taking Care Of System	Fed:	11,777	State:	1,309	Local:	0				
Sec Cat:	Thin Lift Overlay	Awd Date:	Winter 20	Anticipated Fed Cat:	NHPP	Payments:	0	0	0	0	0
TIP #:	Let With:	Future Cost:	0	Estimate Total:	13,238						
County:	Ste. Genevieve	Pavement resurfacing on northbound lane, from Rte. T to 0.4 mile south of Rte. M and on				Engineering:	0	75	75	587	0
Route:	IS 55	southbound lane, from 0.4 mile south of Rte. M to Rte. 51.				R/W:	0	0	0	0	0
Job No.:	913601					Construction:	0	0	0	7,982	0
Length:	13.58	MPO:	N			FFOS:	0	0	0	0	0
Fund Cat:	Taking Care Of System	Fed:	6,976	State:	1,743	Local:	0				
Sec Cat:	Thin Lift Overlay	Awd Date:	2022	Anticipated Fed Cat:	NHPP	Payments:	0	0	0	0	0
TIP #:	Let With:	Future Cost:	0	Estimate Total:	8,719						
County:	Ste. Genevieve	Job Order Contracting for asphalt pavement repair from the Jefferson County line to the				Engineering:	0	2	3	23	0
Route:	IS 55	Arkansas State line and all of I-57 and all of I-155.				R/W:	0	0	0	0	0
Job No.:	913618					Construction:	0	0	0	265	0
Length:	198.10	MPO:	Y			FFOS:	0	0	0	0	0
Fund Cat:	Taking Care Of System	AC-State:	263	State:	30	Local:	0				
Sec Cat:	Preventive Maint	Awd Date:	2022	Anticipated Fed Cat:	NHPP	Payments:	0	0	0	0	0
TIP #:	Let With:	Future Cost:	0	Estimate Total:	293						

* Subject to the approval of the Transportation Improvement Program by the governing Metropolitan Planning Organization.

Jun-13-2019

Section 4 - 36

District Southeast

Dollars in Thousands



2020-2024 Highway and Bridge Construction Schedule

Transportation Planning

P.O. Box 270
Jefferson City, MO 65102

Construction contingency applied to construction cost in the year the project is awarded.

Three percent project growth factor compounded annually is applied to right-of-way and construction costs in program years 2, 3, 4, and 5.

No inflation is applied to the Funding From Other Sources (FFOS) or Payments.

Engineering includes PE costs, CE costs and R/W incidentals.

Construction contingency applied to construction cost in the year the project is awarded. Three percent project growth factor compounded annually is applied to right-of-way and construction costs in program years 2, 3, 4, and 5. No inflation is applied to the Funding From Other Sources (FFOS) or Payments. Engineering includes PE costs, CE costs and R/W incidentals.										STATE FISCAL YEAR PROJECT BUDGETING						
										Prior Prog.	7/2019- 6/2020	7/2020- 6/2021	7/2021- 6/2022	7/2022- 6/2023	7/2023- 6/2024	
County: Ste. Genevieve	Job Order Contracting for concrete pavement repair from the Jefferson County line to the Arkansas State line and all of I-57 and all of I-155.									Engineering:	0	2	3	23	0	0
Route: IS 55										R/W:	0	0	0	0	0	0
Job No.: 9I3619										Construction:	0	0	0	265	0	0
Length: 198.10	MPO: Y								FFOS:	0	0	0	0	0	0	
Fund Cat: Taking Care Of System	AC-State: 263 State: 30 Local: 0							Payments:	0	0	0	0	0	0		
Sec Cat: Preventive Maint	Awd Date: 2022	Anticipated Fed Cat: NHPP														
TIP #:	Let With:	Future Cost: 0 Estimate Total: 293														
County: Ste. Genevieve	Pavement resurfacing from south of Rte. 00 to north of Rte. 177.									Engineering:	110	15	557	0	0	0
Route: US 61										R/W:	0	0	0	0	0	0
Job No.: 9P3233										Construction:	0	0	7,239	0	0	0
Length: 61.99	MPO: Y								FFOS:	0	0	0	0	0	0	
Fund Cat: Taking Care Of System	AC-State: 6,249 State: 1,562 Local: 0							Payments:	0	0	0	0	0	0		
Sec Cat: Thin Lift Overlay	Awd Date: Fall 20	Anticipated Fed Cat: STBG														
TIP #:	Let With:	Future Cost: 0 Estimate Total: 7,921														
County: Ste. Genevieve	Add rumblestrips from Rte. 61 to Rte. N.									Engineering:	0	1	2	68	0	0
Route: RT M										R/W:	0	0	0	0	0	0
Job No.: 9S3449										Construction:	0	0	0	722	0	0
Length: 7.41	MPO: N								FFOS:	0	0	0	0	0	0	
Fund Cat: Safety	Fed: 714 State: 79 Local: 0							Payments:	0	0	0	0	0	0		
Sec Cat: Safety	Awd Date: 2022	Anticipated Fed Cat: Safety														
TIP #:	Let With:	Future Cost: 0 Estimate Total: 793														
County: Ste. Genevieve	Pavement resurfacing from Rte. N to Rte. 61.									Engineering:	8	40	0	0	0	0
Route: RT Z										R/W:	0	0	0	0	0	0
Job No.: 9S3397										Construction:	0	475	0	0	0	0
Length: 4.32	MPO: N								FFOS:	0	0	0	0	0	0	
Fund Cat: Taking Care Of System	AC-State: 412 State: 103 Local: 0							Payments:	0	0	0	0	0	0		
Sec Cat: Thin Lift Overlay	Awd Date: Fall 19	Anticipated Fed Cat: STBG														
TIP #:	Let With: 9S3400	Future Cost: 0 Estimate Total: 523														
County: Stoddard	Pavement resurfacing from Rte. 60 to Rte. 25.									Engineering:	60	252	0	0	0	0
Route: MO 153										R/W:	0	0	0	0	0	0
Job No.: 9S3257										Construction:	0	3,167	0	0	0	0
Length: 47.02	MPO: N								FFOS:	0	0	0	0	0	0	
Fund Cat: Taking Care Of System	Fed: 2,736 State: 683 Local: 0							Payments:	0	0	0	0	0	0		
Sec Cat: Thin Lift Overlay	Awd Date: Winter 20	Anticipated Fed Cat: STBG														
TIP #:	Let With: 9S3291, 9S3402	Future Cost: 0 Estimate Total: 3,479														

* Subject to the approval of the Transportation Improvement Program by the governing Metropolitan Planning Organization.

Jun-13-2019

Section 4 - 37

District Southeast

Dollars in Thousands



2020-2024 Highway and Bridge Construction Schedule

Transportation Planning

P.O. Box 270
Jefferson City, MO 65102

Construction contingency applied to construction cost in the year the project is awarded.

Three percent project growth factor compounded annually is applied to right-of-way and construction costs in program years 2, 3, 4, and 5.

No inflation is applied to the Funding From Other Sources (FFOS) or Payments.

Engineering includes PE costs, CE costs and R/W incidentals.

Construction contingency applied to construction cost in the year the project is awarded. Three percent project growth factor compounded annually is applied to right-of-way and construction costs in program years 2, 3, 4, and 5. No inflation is applied to the Funding From Other Sources (FFOS) or Payments. Engineering includes PE costs, CE costs and R/W incidentals.												STATE FISCAL YEAR PROJECT BUDGETING						
												Prior Prog.	7/2019- 6/2020	7/2020- 6/2021	7/2021- 6/2022	7/2022- 6/2023	7/2023- 6/2024	
County: Stoddard	Upgrade pedestrian facilities to comply with the ADA Transition Plan at various locations in Bertrand, East Prairie, Charleston, Dexter, and Malden. \$1,182,000 Statewide Transportation Alternatives funds.											Engineering:	0	178	0	0	0	0
Route: BU 60												R/W:	0	6	0	0	0	0
Job No.: 9S3620												Construction:	0	1,767	0	0	0	0
Length: 7.46	MPO: N										FFOS:	0	1,182	0	0	0	0	
Fund Cat: Taking Care Of System	Fed: 1,562 State: 389 Local: 0											Payments:	0	0	0	0	0	0
Sec Cat: N- Ada Trans	Awd Date: Spring 20	Anticipated Fed Cat: STBG																
TIP #:	Let With:	Future Cost: 0 Estimate Total: 1,951																
County: Stoddard	Pavement resurfacing on the South Outer Road from end of state maintenance to Bus. 60 and on the North Outer Road from Rte. AD to Rte. 25 in Dexter.											Engineering:	0	2	54	0	0	0
Route: OR 60												R/W:	0	0	0	0	0	0
Job No.: 9S3652												Construction:	0	0	587	0	0	0
Length: 4.00	MPO: N										FFOS:	0	0	0	0	0	0	
Fund Cat: Taking Care Of System	AC-State: 515 State: 128 Local: 0											Payments:	0	0	0	0	0	0
Sec Cat: Thin Lift Overlay	Awd Date: 2021	Anticipated Fed Cat: STBG																
TIP #:	Let With:	Future Cost: 0 Estimate Total: 643																
County: Stoddard	Bridge replacement over Drainage Ditch 33. Project involves bridge S0769.											Engineering:	20	63	0	0	0	0
Route: MO 91												R/W:	0	8	0	0	0	0
Job No.: 9S3263												Construction:	0	455	0	0	0	0
Length: 0.11	MPO: N										FFOS:	0	0	0	0	0	0	
Fund Cat: Taking Care Of System	Fed: 421 State: 105 Local: 0											Payments:	0	0	0	0	0	0
Sec Cat: Rehab And Reconst	Awd Date: Winter 20	Anticipated Fed Cat: NHPP																
TIP #:	Let With: 9S3279, 9S3264, 9S3278	Future Cost: 0 Estimate Total: 546																
County: Stoddard	Bridge replacement over Drainage Ditch 34. Project involves bridge S0770.											Engineering:	20	57	0	0	0	0
Route: MO 91												R/W:	0	8	0	0	0	0
Job No.: 9S3264												Construction:	0	440	0	0	0	0
Length: 0.11	MPO: N										FFOS:	0	0	0	0	0	0	
Fund Cat: Taking Care Of System	Fed: 404 State: 101 Local: 0											Payments:	0	0	0	0	0	0
Sec Cat: Rehab And Reconst	Awd Date: Winter 20	Anticipated Fed Cat: NHPP																
TIP #:	Let With: 9S3263, 9S3279, 9S3278	Future Cost: 0 Estimate Total: 525																
County: Stoddard	Pavement resurfacing from Rte. P to Rte. 61.											Engineering:	0	5	5	132	0	0
Route: MO 91												R/W:	0	0	0	0	0	0
Job No.: 9S3525												Construction:	0	0	0	1,570	0	0
Length: 9.65	MPO: N										FFOS:	0	0	0	0	0	0	
Fund Cat: Taking Care Of System	AC-State: 1,370 State: 342 Local: 0											Payments:	0	0	0	0	0	0
Sec Cat: Thin Lift Overlay	Awd Date: 2022	Anticipated Fed Cat: STBG																
TIP #:	Let With:	Future Cost: 0 Estimate Total: 1,712																

* Subject to the approval of the Transportation Improvement Program by the governing Metropolitan Planning Organization.



2020-2024 Highway and Bridge Construction Schedule

Transportation Planning

P.O. Box 270
Jefferson City, MO 65102

Construction contingency applied to construction cost in the year the project is awarded.

Three percent project growth factor compounded annually is applied to right-of-way and construction costs in program years 2, 3, 4, and 5.

No inflation is applied to the Funding From Other Sources (FFOS) or Payments.

Engineering includes PE costs, CE costs and R/W incidentals.

Construction contingency applied to construction cost in the year the project is awarded. Three percent project growth factor compounded annually is applied to right-of-way and construction costs in program years 2, 3, 4, and 5. No inflation is applied to the Funding From Other Sources (FFOS) or Payments. Engineering includes PE costs, CE costs and R/W incidentals.										STATE FISCAL YEAR PROJECT BUDGETING					
										Prior Prog.	7/2019- 6/2020	7/2020- 6/2021	7/2021- 6/2022	7/2022- 6/2023	7/2023- 6/2024
County: Stoddard Route: RT AB Job No.: 9S3526 Length: 11.60 MPO: N Fund Cat: Taking Care Of System Sec Cat: Thin Lift Overlay Awd Date: 2022 Anticipated Fed Cat: STBG TIP #: Let With: Future Cost: 0 Estimate Total: 824	Engineering: R/W: Construction: FFOS: Payments:	0 0 0 0 0 0	5 0 0 0 0 0	5 0 0 0 0 0	59 0 755 0 0 0	0 0 0 0 0 0	0 0 0 0 0 0								
County: Stoddard Route: RT D Job No.: 9S3436 Length: 8.69 MPO: N Fund Cat: Taking Care Of System Sec Cat: Thin Lift Overlay Awd Date: 2021 Anticipated Fed Cat: STBG TIP #: Let With: Future Cost: 0 Estimate Total: 1,125	Engineering: R/W: Construction: FFOS: Payments:	4 0 0 0 0 0	5 0 0 0 0 0	89 0 1,027 0 0 0	0 0 0 0 0 0	0 0 0 0 0 0	0 0 0 0 0 0								
County: Stoddard Route: RT F Job No.: 9S3346 Length: 6.66 MPO: N Fund Cat: Taking Care Of System Sec Cat: Thin Lift Overlay Awd Date: Fall 19 Anticipated Fed Cat: STBG TIP #: Let With: 9S3421, 9S3420, 9S3360, 9S3362, 9S3398 Future Cost: 0 Estimate Total: 529	Engineering: R/W: Construction: FFOS: Payments:	5 0 0 0 0 0	43 0 481 0 0 0	0 0 0 0 0 0	0 0 0 0 0 0	0 0 0 0 0 0	0 0 0 0 0 0								
County: Stoddard Route: RT FF Job No.: 9S3462 Length: 4.52 MPO: N Fund Cat: Taking Care Of System Sec Cat: Thin Lift Overlay Awd Date: 2021 Anticipated Fed Cat: STBG TIP #: Let With: Future Cost: 0 Estimate Total: 342	Engineering: R/W: Construction: FFOS: Payments:	2 0 0 0 0 0	3 0 0 0 0 0	30 0 307 0 0 0	0 0 0 0 0 0	0 0 0 0 0 0	0 0 0 0 0 0								
County: Stoddard Route: RT H Job No.: 9S3437 Length: 17.76 MPO: N Fund Cat: Taking Care Of System Sec Cat: Thin Lift Overlay Awd Date: Winter 20 Anticipated Fed Cat: STBG TIP #: Let With: Future Cost: 0 Estimate Total: 1,286	Engineering: R/W: Construction: FFOS: Payments:	7 0 0 0 0 0	108 0 1,171 0 0 0	0 0 0 0 0 0	0 0 0 0 0 0	0 0 0 0 0 0	0 0 0 0 0 0								

* Subject to the approval of the Transportation Improvement Program by the governing Metropolitan Planning Organization.

Jun-13-2019

Section 4 - 39

District Southeast

Dollars in Thousands



2020-2024 Highway and Bridge Construction Schedule

Transportation Planning

P.O. Box 270
Jefferson City, MO 65102

Construction contingency applied to construction cost in the year the project is awarded.

Three percent project growth factor compounded annually is applied to right-of-way and construction costs in program years 2, 3, 4, and 5.

No inflation is applied to the Funding From Other Sources (FFOS) or Payments.

Engineering includes PE costs, CE costs and R/W incidentals.

Construction contingency applied to construction cost in the year the project is awarded. Three percent project growth factor compounded annually is applied to right-of-way and construction costs in program years 2, 3, 4, and 5. No inflation is applied to the Funding From Other Sources (FFOS) or Payments. Engineering includes PE costs, CE costs and R/W incidentals.												STATE FISCAL YEAR PROJECT BUDGETING						
												Prior Prog.	7/2019- 6/2020	7/2020- 6/2021	7/2021- 6/2022	7/2022- 6/2023	7/2023- 6/2024	
County: Stoddard	Pavement resurfacing from Rte. K to Rte. 25 in Aquilla.											Engineering:	0	1	1	1	3	65
Route: RT M												R/W:	0	0	0	0	0	0
Job No.: 9S3485												Construction:	0	0	0	0	0	819
Length: 9.35	MPO: N											FFOS:	0	0	0	0	0	0
Fund Cat: Taking Care Of System	AC-State: 712 State: 178 Local: 0											Payments:	0	0	0	0	0	0
Sec Cat: Thin Lift Overlay	Awd Date: 2024 Anticipated Fed Cat: STBG																	
TIP #: 	Let With: Future Cost: 0 Estimate Total: 890																	
County: Stoddard	Pavement resurfacing from Rte. U to Rte. J near Malden.											Engineering:	2	2	39	0	0	0
Route: RT MM												R/W:	0	0	0	0	0	0
Job No.: 9S3463												Construction:	0	0	421	0	0	0
Length: 6.57	MPO: N											FFOS:	0	0	0	0	0	0
Fund Cat: Taking Care Of System	AC-State: 370 State: 92 Local: 0											Payments:	0	0	0	0	0	0
Sec Cat: Thin Lift Overlay	Awd Date: 2021 Anticipated Fed Cat: STBG																	
TIP #: 	Let With: Future Cost: 0 Estimate Total: 464																	
County: Stoddard	Pavement resurfacing from Rte. 25 in Advance to Rte. P in Painton.											Engineering:	3	2	46	0	0	0
Route: RT O												R/W:	0	0	0	0	0	0
Job No.: 9S3430												Construction:	0	0	543	0	0	0
Length: 7.07	MPO: N											FFOS:	0	0	0	0	0	0
Fund Cat: Taking Care Of System	AC-State: 473 State: 118 Local: 0											Payments:	0	0	0	0	0	0
Sec Cat: Thin Lift Overlay	Awd Date: 2021 Anticipated Fed Cat: STBG																	
TIP #: 	Let With: Future Cost: 0 Estimate Total: 594																	
County: Stoddard	Bridge rehabilitation over Drainage Ditch No. 35. Project involves bridge R0185.											Engineering:	0	1	1	5	14	51
Route: RT P												R/W:	0	0	0	0	4	0
Job No.: 9S3642												Construction:	0	0	0	0	0	454
Length: 0.22	MPO: N											FFOS:	0	0	0	0	0	0
Fund Cat: Taking Care Of System	Fed: 423 State: 107 Local: 0											Payments:	0	0	0	0	0	0
Sec Cat: Rehab And Reconst	Awd Date: 2024 Anticipated Fed Cat: NHPP																	
TIP #: 	Let With: Future Cost: 0 Estimate Total: 530																	
County: Stoddard	Pavement resurfacing from Rte. 51 near Puxico to Rte. 60.											Engineering:	12	10	172	0	0	0
Route: RT T												R/W:	0	0	0	0	0	0
Job No.: 9S3363												Construction:	0	0	2,033	0	0	0
Length: 19.55	MPO: N											FFOS:	0	0	0	0	0	0
Fund Cat: Taking Care Of System	AC-State: 1,772 State: 443 Local: 0											Payments:	0	0	0	0	0	0
Sec Cat: Thin Lift Overlay	Awd Date: 2021 Anticipated Fed Cat: STBG																	
TIP #: 	Let With: Future Cost: 0 Estimate Total: 2,227																	

* Subject to the approval of the Transportation Improvement Program by the governing Metropolitan Planning Organization.

Jun-13-2019

Section 4 - 40

District Southeast

Dollars in Thousands



2020-2024 Highway and Bridge Construction Schedule

Transportation Planning

P.O. Box 270
Jefferson City, MO 65102

Construction contingency applied to construction cost in the year the project is awarded.

Three percent project growth factor compounded annually is applied to right-of-way and construction costs in program years 2, 3, 4, and 5.

No inflation is applied to the Funding From Other Sources (FFOS) or Payments.

Engineering includes PE costs, CE costs and R/W incidentals.

Construction contingency applied to construction cost in the year the project is awarded. Three percent project growth factor compounded annually is applied to right-of-way and construction costs in program years 2, 3, 4, and 5. No inflation is applied to the Funding From Other Sources (FFOS) or Payments. Engineering includes PE costs, CE costs and R/W incidentals.										STATE FISCAL YEAR PROJECT BUDGETING					
										Prior Prog.	7/2019- 6/2020	7/2020- 6/2021	7/2021- 6/2022	7/2022- 6/2023	7/2023- 6/2024
County: Stoddard Route: RT WW Job No.: 9S3396 Length: 0.05 MPO: N Fund Cat: Taking Care Of System Sec Cat: Rehab And Reconst Awd Date: 2022 Anticipated Fed Cat: NHPP TIP #: Let With: Future Cost: 0 Estimate Total: 639	Bridge replacement over Drainage Ditch 26. Project involves bridge N0433.				Engineering: 9 R/W: 0 Construction: 0 FFOS: 0 Payments: 0	10 0 0 0 0	21 0 0 0 0	55 0 544 0 0	0 0 0 0 0	0 0 0 0 0					
County: Stoddard Route: RT WW Job No.: 9S3398 Length: 8.62 MPO: N Fund Cat: Taking Care Of System Sec Cat: Thin Lift Overlay Awd Date: Fall 19 Anticipated Fed Cat: STBG TIP #: Let With: 9S3346, 9S3421, 9S3420, 9S3360, 9S3362 Future Cost: 0 Estimate Total: 670	Pavement resurfacing from Rte. J to Rte. 60 near Dudley.				Engineering: 10 R/W: 0 Construction: 0 FFOS: 0 Payments: 0	51 0 609 0 0	0 0 0 0 0	0 0 0 0 0	0 0 0 0 0	0 0 0 0 0					
County: Stoddard Route: RT Z Job No.: 9S3224 Length: 1.17 MPO: N Fund Cat: Taking Care Of System Sec Cat: Rehab And Reconst Awd Date: Winter 20 Anticipated Fed Cat: NHPP TIP #: Let With: Future Cost: 0 Estimate Total: 2,759	Bridge replacements over Drainage Ditch 4, Main Drainage Ditch, Little River Drainage Ditches, Drainage Ditch 7 and Drainage Ditch 8. Project Involves bridges P0443, P0445, P0446, N0285, N0286 and N0287.				Engineering: 140 R/W: 0 Construction: 0 FFOS: 0 Payments: 0	284 17 2,318 0 0	0 0 0 0 0	0 0 0 0 0	0 0 0 0 0	0 0 0 0 0					
County: Stoddard Route: RT Z Job No.: 9S3596 Length: 0.47 MPO: N Fund Cat: Taking Care Of System Sec Cat: Rehab And Reconst Awd Date: Fall 20 Anticipated Fed Cat: STBG TIP #: Let With: Future Cost: 0 Estimate Total: 1,751	Deck and superstructure replacement over Drainage Ditches 1, 37 and 40. Project involves bridges N0371, A2964 and A2962.				Engineering: 0 R/W: 0 Construction: 0 FFOS: 0 Payments: 0	72 5 0 0 0	173 0 1,501 0 0	0 0 0 0 0	0 0 0 0 0	0 0 0 0 0					
County: Texas Route: MO 17 Job No.: 9P3212 Length: 0.20 MPO: N Fund Cat: Taking Care Of System Sec Cat: Rehab And Reconst Awd Date: Spring 20 Anticipated Fed Cat: NHPP TIP #: Let With: Future Cost: 0 Estimate Total: 2,045	Bridge replacement over Big Creek. Project involves bridge J0617.				Engineering: 100 R/W: 0 Construction: 0 FFOS: 0 Payments: 0	194 15 1,736 0 0	0 0 0 0 0	0 0 0 0 0	0 0 0 0 0	0 0 0 0 0					

* Subject to the approval of the Transportation Improvement Program by the governing Metropolitan Planning Organization.

Jun-13-2019

Section 4 - 41

District Southeast

Dollars in Thousands



2020-2024 Highway and Bridge Construction Schedule

Transportation Planning

P.O. Box 270
Jefferson City, MO 65102

Construction contingency applied to construction cost in the year the project is awarded.

Three percent project growth factor compounded annually is applied to right-of-way and construction costs in program years 2, 3, 4, and 5.

No inflation is applied to the Funding From Other Sources (FFOS) or Payments.

Engineering includes PE costs, CE costs and R/W incidentals.

Construction contingency applied to construction cost in the year the project is awarded. Three percent project growth factor compounded annually is applied to right-of-way and construction costs in program years 2, 3, 4, and 5. No inflation is applied to the Funding From Other Sources (FFOS) or Payments. Engineering includes PE costs, CE costs and R/W incidentals.												STATE FISCAL YEAR PROJECT BUDGETING					
												Prior Prog.	7/2019- 6/2020	7/2020- 6/2021	7/2021- 6/2022	7/2022- 6/2023	7/2023- 6/2024
County: Texas Route: MO 17 Job No.: 9P3558 Length: 13.03 MPO: N Fund Cat: Safety Sec Cat: Safety TIP #: Let With: Awd Date: 2021 Anticipated Fed Cat: Safety Fed: 867 State: 97 Local: 0 Future Cost: 0 Estimate Total: 970	Engineering: R/W: Construction: FFOS: Payments:	6 0 0 0 0 0	10 0 0 0 0 0	69 0 885 0 0 0	0 0 0 0 0 0	0 0 0 0 0 0											
County: Texas Route: MO 17 Job No.: 9P3604 Length: 7.67 MPO: N Fund Cat: Taking Care Of System Sec Cat: Thin Lift Overlay TIP #: Let With: Awd Date: 2022 Anticipated Fed Cat: STBG AC-State: 735 State: 183 Local: 0 Future Cost: 0 Estimate Total: 918	Engineering: R/W: Construction: FFOS: Payments:	0 0 0 0 0 0	1 0 0 0 0 0	10 0 0 0 0 0	65 0 842 0 0 0	0 0 0 0 0 0											
County: Texas Route: MO 17 Job No.: 9P3607 Length: 14.88 MPO: N Fund Cat: Taking Care Of System Sec Cat: Thin Lift Overlay TIP #: Let With: Awd Date: 2022 Anticipated Fed Cat: STBG AC-State: 916 State: 230 Local: 0 Future Cost: 0 Estimate Total: 1,146	Engineering: R/W: Construction: FFOS: Payments:	0 0 0 0 0 0	1 0 0 0 0 0	13 0 0 0 0 0	82 0 1,050 0 0 0	0 0 0 0 0 0											
County: Texas Route: MO 32 Job No.: 9P3446 Length: 16.36 MPO: N Fund Cat: Taking Care Of System Sec Cat: Thin Lift Overlay TIP #: Let With: 9P3411, 9P3413 Awd Date: Fall 19 Anticipated Fed Cat: STBG AC-State: 1,164 State: 290 Local: 0 Future Cost: 0 Estimate Total: 1,476	Engineering: R/W: Construction: FFOS: Payments:	22 0 0 0 0 0	112 0 1,342 0 0 0	0 0 0 0 0 0	0 0 0 0 0 0	0 0 0 0 0 0											
County: Texas Route: BU 60 Job No.: 9S3445 Length: 3.33 MPO: N Fund Cat: Taking Care Of System Sec Cat: Thin Lift Overlay TIP #: Let With: 9P3370, 9S3531, 9S3440, 9S3415, 9P3426 Awd Date: Winter 20 Anticipated Fed Cat: STBG AC-State: 687 State: 172 Local: 0 Future Cost: 0 Estimate Total: 871	Engineering: R/W: Construction: FFOS: Payments:	12 0 0 0 0 0	68 0 791 0 0 0	0 0 0 0 0 0	0 0 0 0 0 0	0 0 0 0 0 0											

* Subject to the approval of the Transportation Improvement Program by the governing Metropolitan Planning Organization.

Jun-13-2019

Section 4 - 42

District Southeast

Dollars in Thousands



2020-2024 Highway and Bridge Construction Schedule

Transportation Planning

P.O. Box 270
Jefferson City, MO 65102

Construction contingency applied to construction cost in the year the project is awarded.

Three percent project growth factor compounded annually is applied to right-of-way and construction costs in program years 2, 3, 4, and 5.

No inflation is applied to the Funding From Other Sources (FFOS) or Payments.

Engineering includes PE costs, CE costs and R/W incidentals.

Construction contingency applied to construction cost in the year the project is awarded. Three percent project growth factor compounded annually is applied to right-of-way and construction costs in program years 2, 3, 4, and 5. No inflation is applied to the Funding From Other Sources (FFOS) or Payments. Engineering includes PE costs, CE costs and R/W incidentals.							STATE FISCAL YEAR PROJECT BUDGETING					
							Prior Prog.	7/2019- 6/2020	7/2020- 6/2021	7/2021- 6/2022	7/2022- 6/2023	7/2023- 6/2024
County: Texas Route: US 63 Job No.: 9P3370 Length: 13.46 MPO: N Fund Cat: Taking Care Of System Fed: 3,125 State: 782 Local: 0 Sec Cat: Thin Lift Overlay Awd Date: Winter 20 Anticipated Fed Cat: NHPP TIP #: Let With: 9S3531, 9S3445, 9S3440, 9S3415, 9P3426 Future Cost: 0 Estimate Total: 3,911	Engineering: R/W: Construction: FFOS: Payments:	4 0 0 0 0 0	408 0 3,499 0 0 0	0 0 0 0 0 0	0 0 0 0 0 0	0 0 0 0 0 0						
County: Texas Route: RT F Job No.: 9S3415 Length: 0.31 MPO: N Fund Cat: Taking Care Of System AC-State: 44 State: 12 Local: 0 Sec Cat: Thin Lift Overlay Awd Date: Winter 20 Anticipated Fed Cat: STBG TIP #: Let With: 9P3370, 9S3531, 9S3445, 9S3440, 9P3426 Future Cost: 0 Estimate Total: 60	Engineering: R/W: Construction: FFOS: Payments:	4 0 0 0 0 0	6 0 50 0 0 0	0 0 0 0 0 0	0 0 0 0 0 0	0 0 0 0 0 0						
County: Texas Route: RT MM Job No.: 9S3416 Length: 12.40 MPO: N Fund Cat: Taking Care Of System AC-State: 725 State: 180 Local: 0 Sec Cat: Thin Lift Overlay Awd Date: Winter 20 Anticipated Fed Cat: STBG TIP #: Let With: 9S3412, 9S3424, 9P3427, 9S3419, 9S3417, 9S3422, 9S3377, 9S3423 Future Cost: 0 Estimate Total: 917	Engineering: R/W: Construction: FFOS: Payments:	12 0 0 0 0 0	69 0 836 0 0 0	0 0 0 0 0 0	0 0 0 0 0 0	0 0 0 0 0 0						
County: Various Route: Various Job No.: 0X3121J Length: 0.00 MPO: N Fund Cat: Safety (Statewide) Fed: 400 State: 45 Local: 0 Sec Cat: Safety Awd Date: 2021 Anticipated Fed Cat: Safety TIP #: Let With: Future Cost: 0 Estimate Total: 445	Engineering: R/W: Construction: FFOS: Payments:	0 0 0 0 0 0	0 0 0 445 0 0	0 0 0 0 0 0	0 0 0 0 0 0	0 0 0 0 0 0						
County: Various Route: Various Job No.: 0X3122J Length: 0.00 MPO: N Fund Cat: Safety (Statewide) Fed: 415 State: 46 Local: 0 Sec Cat: Safety Awd Date: 2022 Anticipated Fed Cat: Safety TIP #: Let With: Future Cost: 0 Estimate Total: 461	Engineering: R/W: Construction: FFOS: Payments:	0 0 0 0 0 0	0 0 0 461 0 0	0 0 0 0 0 0	0 0 0 0 0 0	0 0 0 0 0 0						

* Subject to the approval of the Transportation Improvement Program by the governing Metropolitan Planning Organization.

Jun-13-2019

Section 4 - 43

District Southeast

Dollars in Thousands



2020-2024 Highway and Bridge Construction Schedule

Transportation Planning

P.O. Box 270
Jefferson City, MO 65102

Construction contingency applied to construction cost in the year the project is awarded.

Three percent project growth factor compounded annually is applied to right-of-way and construction costs in program years 2, 3, 4, and 5.

No inflation is applied to the Funding From Other Sources (FFOS) or Payments.

Engineering includes PE costs, CE costs and R/W incidentals.

Construction contingency applied to construction cost in the year the project is awarded. Three percent project growth factor compounded annually is applied to right-of-way and construction costs in program years 2, 3, 4, and 5. No inflation is applied to the Funding From Other Sources (FFOS) or Payments. Engineering includes PE costs, CE costs and R/W incidentals.												STATE FISCAL YEAR PROJECT BUDGETING					
												Prior Prog.	7/2019- 6/2020	7/2020- 6/2021	7/2021- 6/2022	7/2022- 6/2023	7/2023- 6/2024
County: Various Route: Various Job No.: 5B0800Z Length: 0.00 MPO: N Fund Cat: Taking Care Of System Sec Cat: Rehab And Reconst TIP #: Let With:	Payback beginning in SFY 2008 for Safe and Sound bridges in the Southeast District.					Fed: 0 State: 30,830 Local: 0 Anticipated Fed Cat: State Future Cost: 50,001 - 75,000 Estimate Total: 76,468	Engineering: R/W: Construction: FFOS: Payments:	0 99 0 99 45,539	0 0 0 0 6,166	0 0 0 0 6,166	0 0 0 0 6,166	0 0 0 0 6,166					
County: Various Route: Various Job No.: 9P3492 Length: 0.00 MPO: N Fund Cat: Safety Sec Cat: Safety TIP #: Let With:	On-call work zone enforcement at various locations in the Southeast District.					Fed: 38 State: 4 Local: 0 Anticipated Fed Cat: Safety Future Cost: 0 Estimate Total: 42	Engineering: R/W: Construction: FFOS: Payments:	0 0 0 0 0	2 0 0 0 40	0 0 0 0 0	0 0 0 0 0	0 0 0 0 0					
County: Various Route: Various Job No.: 9P3574 Length: 0.00 MPO: N Fund Cat: Safety Sec Cat: Safety TIP #: Let With:	On-call workzone enforcement at various locations in the Southeast District.					Fed: 38 State: 4 Local: 0 Anticipated Fed Cat: Safety Future Cost: 0 Estimate Total: 42	Engineering: R/W: Construction: FFOS: Payments:	0 0 0 0 0	0 0 0 0 0	2 0 0 0 40	0 0 0 0 0	0 0 0 0 0					
County: Various Route: Various Job No.: 9P3578 Length: 0.00 MPO: Y Fund Cat: Taking Care Of System Sec Cat: Routine Maintenance TIP #: Let With:	Job Order Contracting for guard cable and guardrail repair for St. Francois, Ste. Genevieve, Madison, Perry, Cape Girardeau, Wayne, Bollinger, Stoddard, Scott, Butler, New Madrid, Mississippi, Pemiscot and Dunklin Counties.					AC-State: 896 State: 223 Local: 0 Anticipated Fed Cat: STBG Future Cost: 0 Estimate Total: 1,119	Engineering: R/W: Construction: FFOS: Payments:	0 0 0 0 0	19 0 1,100 0 0	0 0 0 0 0	0 0 0 0 0	0 0 0 0 0					
County: Various Route: Various Job No.: 9P3578B Length: 0.00 MPO: N Fund Cat: Taking Care Of System Sec Cat: Routine Maintenance TIP #: Let With:	Job Order Contracting for guard cable and guardrail repair for Wright, Douglas, Ozark, Texas, Howell, Shannon, Reynolds, Iron, Carter, Oregon and Ripley Counties.					AC-State: 133 State: 33 Local: 0 Anticipated Fed Cat: STBG Future Cost: 0 Estimate Total: 166	Engineering: R/W: Construction: FFOS: Payments:	0 0 0 0 0	16 0 150 0 0	0 0 0 0 0	0 0 0 0 0	0 0 0 0 0					

* Subject to the approval of the Transportation Improvement Program by the governing Metropolitan Planning Organization.



2020-2024 Highway and Bridge Construction Schedule

Transportation Planning

P.O. Box 270
Jefferson City, MO 65102

Construction contingency applied to construction cost in the year the project is awarded.

Three percent project growth factor compounded annually is applied to right-of-way and construction costs in program years 2, 3, 4, and 5.

No inflation is applied to the Funding From Other Sources (FFOS) or Payments.

Engineering includes PE costs, CE costs and R/W incidentals.

Construction contingency applied to construction cost in the year the project is awarded. Three percent project growth factor compounded annually is applied to right-of-way and construction costs in program years 2, 3, 4, and 5. No inflation is applied to the Funding From Other Sources (FFOS) or Payments. Engineering includes PE costs, CE costs and R/W incidentals.							STATE FISCAL YEAR PROJECT BUDGETING						
							Prior Prog.	7/2019- 6/2020	7/2020- 6/2021	7/2021- 6/2022	7/2022- 6/2023	7/2023- 6/2024	
County: Various Route: Various Job No.: 9P3623 Length: 0.00 MPO: N Fund Cat: Taking Care Of System Sec Cat: Rehab And Reconst Awd Date: Winter 20 TIP #: Let With: Future Cost: 0 Estimate Total: 1,720	Repair slides at various locations within Southeast District.						Engineering:	0	184	0	0	0	0
							R/W:	0	6	0	0	0	0
							Construction:	0	1,530	0	0	0	0
							FFOS:	0	0	0	0	0	0
							Payments:	0	0	0	0	0	0
County: Various Route: Various Job No.: 9P3624 Length: 0.00 MPO: Y Fund Cat: Taking Care Of System Sec Cat: Routine Maintenance Awd Date: 2021 TIP #: Let With: Future Cost: 0 Estimate Total: 1,220	Job Order Contracting for guard cable and guardrail repair for St. Francois, Ste. Genevieve, Madison, Perry, Cape Girardeau, Wayne, Bollinger, Stoddard, Scott, Butler, New Madrid, Mississippi, Pemiscot and Dunklin Counties.						Engineering:	0	5	82	0	0	
							R/W:	0	0	0	0	0	0
							Construction:	0	0	1,133	0	0	0
							FFOS:	0	0	0	0	0	0
							Payments:	0	0	0	0	0	0
County: Various Route: Various Job No.: 9P3625 Length: 0.00 MPO: N Fund Cat: Taking Care Of System Sec Cat: Routine Maintenance Awd Date: 2022 TIP #: Let With: Future Cost: 0 Estimate Total: 180	Job Order Contracting for guard cable and guardrail repair for Wright, Douglas, Ozark, Texas, Howell, Shannon, Reynolds, Iron, Carter, Oregon and Ripley Counties.						Engineering:	0	2	3	16	0	
							R/W:	0	0	0	0	0	0
							Construction:	0	0	0	159	0	0
							FFOS:	0	0	0	0	0	0
							Payments:	0	0	0	0	0	0
County: Various Route: Various Job No.: 9P3626 Length: 0.00 MPO: Y Fund Cat: Taking Care Of System Sec Cat: Routine Maintenance Awd Date: 2022 TIP #: Let With: Future Cost: 0 Estimate Total: 1,254	Job Order Contracting for guard cable and guardrail repair for St. Francois, Ste. Genevieve, Madison, Perry, Cape Girardeau, Wayne, Bollinger, Stoddard, Scott, Butler, New Madrid, Mississippi, Pemiscot and Dunklin Counties.						Engineering:	0	2	3	82	0	
							R/W:	0	0	0	0	0	0
							Construction:	0	0	0	1,167	0	0
							FFOS:	0	0	0	0	0	0
							Payments:	0	0	0	0	0	0
County: Various Route: Various Job No.: 9P3627 Length: 0.00 MPO: Y Fund Cat: Taking Care Of System Sec Cat: Rehab And Reconst Awd Date: Winter 20 TIP #: Let With: Future Cost: 0 Estimate Total: 550	Job Order Contracting for erosion control repairs at various locations within Southeast District.						Engineering:	0	50	0	0	0	
							R/W:	0	0	0	0	0	0
							Construction:	0	500	0	0	0	0
							FFOS:	0	0	0	0	0	0
							Payments:	0	0	0	0	0	0

* Subject to the approval of the Transportation Improvement Program by the governing Metropolitan Planning Organization.



2020-2024 Highway and Bridge Construction Schedule

Transportation Planning

P.O. Box 270
Jefferson City, MO 65102

Construction contingency applied to construction cost in the year the project is awarded.

Three percent project growth factor compounded annually is applied to right-of-way and construction costs in program years 2, 3, 4, and 5.

No inflation is applied to the Funding From Other Sources (FFOS) or Payments.

Engineering includes PE costs, CE costs and R/W incidentals.

						STATE FISCAL YEAR PROJECT BUDGETING					
						Prior Prog.	7/2019- 6/2020	7/2020- 6/2021	7/2021- 6/2022	7/2022- 6/2023	7/2023- 6/2024
County: Various	Job Order Contracting for erosion control repairs at various locations within Southeast	Engineering:	0	2	48	0	0	0	0	0	0
Route: Various	District.	R/W:	0	0	0	0	0	0	0	0	0
Job No.: 9P3628		Construction:	0	0	515	0	0	0	0	0	0
Length: 0.00	MPO: Y	FFOS:	0	0	0	0	0	0	0	0	0
Fund Cat: Taking Care Of System	Fed: 0 State: 565 Local: 0	Payments:	0	0	0	0	0	0	0	0	0
Sec Cat: Rehab And Reconst	Awd Date: 2021 Anticipated Fed Cat: State										
TIP #: Let With:	Future Cost: 0 Estimate Total: 565										
County: Various	Job Order Contracting for erosion control repairs at various locations within Southeast	Engineering:	0	1	1	48	0	0	0	0	0
Route: Various	District.	R/W:	0	0	0	0	0	0	0	0	0
Job No.: 9P3629		Construction:	0	0	0	530	0	0	0	0	0
Length: 0.00	MPO: Y	FFOS:	0	0	0	0	0	0	0	0	0
Fund Cat: Taking Care Of System	Fed: 0 State: 580 Local: 0	Payments:	0	0	0	0	0	0	0	0	0
Sec Cat: Rehab And Reconst	Awd Date: 2022 Anticipated Fed Cat: State										
TIP #: Let With:	Future Cost: 0 Estimate Total: 580										
County: Various	Job Order Contracting for guard cable and guardrail repair for Wright, Douglas, Ozark, Texas, Howell, Shannon, Reynolds, Iron, Carter, Oregon and Ripley Counties.	Engineering:	0	5	16	0	0	0	0	0	0
Route: Various		R/W:	0	0	0	0	0	0	0	0	0
Job No.: 9P3630		Construction:	0	0	155	0	0	0	0	0	0
Length: 0.00	MPO: N	FFOS:	0	0	0	0	0	0	0	0	0
Fund Cat: Taking Care Of System	AC-State: 141 State: 35 Local: 0	Payments:	0	0	0	0	0	0	0	0	0
Sec Cat: Routine Maintenance	Awd Date: 2021 Anticipated Fed Cat: STBG										
TIP #: Let With:	Future Cost: 0 Estimate Total: 176										
County: Various	Job Order Contracting for asphalt pavement repair on all major highways except interstates.	Engineering:	0	28	0	0	0	0	0	0	0
Route: Various		R/W:	0	0	0	0	0	0	0	0	0
Job No.: 9P3631		Construction:	0	250	0	0	0	0	0	0	0
Length: 0.00	MPO: Y	FFOS:	0	0	0	0	0	0	0	0	0
Fund Cat: Taking Care Of System	AC-State: 222 State: 56 Local: 0	Payments:	0	0	0	0	0	0	0	0	0
Sec Cat: Preventive Maint	Awd Date: Spring 20 Anticipated Fed Cat: STBG										
TIP #: Let With:	Future Cost: 0 Estimate Total: 278										
County: Various	Job Order Contracting for asphalt pavement repair on all major highways except interstates.	Engineering:	0	5	23	0	0	0	0	0	0
Route: Various		R/W:	0	0	0	0	0	0	0	0	0
Job No.: 9P3632		Construction:	0	0	258	0	0	0	0	0	0
Length: 0.00	MPO: Y	FFOS:	0	0	0	0	0	0	0	0	0
Fund Cat: Taking Care Of System	AC-State: 228 State: 58 Local: 0	Payments:	0	0	0	0	0	0	0	0	0
Sec Cat: Preventive Maint	Awd Date: 2021 Anticipated Fed Cat: STBG										
TIP #: Let With:	Future Cost: 0 Estimate Total: 286										

* Subject to the approval of the Transportation Improvement Program by the governing Metropolitan Planning Organization.

Jun-13-2019

Section 4 - 46

District Southeast

Dollars in Thousands



2020-2024 Highway and Bridge Construction Schedule

Transportation Planning

P.O. Box 270
Jefferson City, MO 65102

Construction contingency applied to construction cost in the year the project is awarded.

Three percent project growth factor compounded annually is applied to right-of-way and construction costs in program years 2, 3, 4, and 5.

No inflation is applied to the Funding From Other Sources (FFOS) or Payments.

Engineering includes PE costs, CE costs and R/W incidentals.

Construction contingency applied to construction cost in the year the project is awarded. Three percent project growth factor compounded annually is applied to right-of-way and construction costs in program years 2, 3, 4, and 5. No inflation is applied to the Funding From Other Sources (FFOS) or Payments. Engineering includes PE costs, CE costs and R/W incidentals.												STATE FISCAL YEAR PROJECT BUDGETING					
												Prior Prog.	7/2019- 6/2020	7/2020- 6/2021	7/2021- 6/2022	7/2022- 6/2023	7/2023- 6/2024
County: Various Route: Various Job No.: 9P3633 Length: 0.00 MPO: Y Fund Cat: Taking Care Of System Sec Cat: Preventive Maint Awd Date: 2022 Anticipated Fed Cat: STBG TIP #: Let With: Future Cost: 0 Estimate Total: 293	Job Order Contracting for asphalt pavement repair on all major highways except interstates.					Engineering:	0	2	3	23	0	0					
						R/W:	0	0	0	0	0	0					
						Construction:	0	0	0	265	0	0					
						FFOS:	0	0	0	0	0	0					
						Payments:	0	0	0	0	0	0					
County: Various Route: Various Job No.: 9P3635 Length: 0.00 MPO: Y Fund Cat: Taking Care Of System Sec Cat: Preventive Maint Awd Date: 2021 Anticipated Fed Cat: STBG TIP #: Let With: Future Cost: 0 Estimate Total: 286	Job Order Contracting for concrete pavement repair on all major highways except interstates.					Engineering:	0	5	23	0	0	0					
						R/W:	0	0	0	0	0	0					
						Construction:	0	0	258	0	0	0					
						FFOS:	0	0	0	0	0	0					
						Payments:	0	0	0	0	0	0					
County: Various Route: Various Job No.: 9P3636 Length: 0.00 MPO: Y Fund Cat: Taking Care Of System Sec Cat: Preventive Maint Awd Date: 2022 Anticipated Fed Cat: STBG TIP #: Let With: Future Cost: 0 Estimate Total: 293	Job Order Contracting for concrete pavement repair on all major highways except interstates.					Engineering:	0	2	3	23	0	0					
						R/W:	0	0	0	0	0	0					
						Construction:	0	0	0	265	0	0					
						FFOS:	0	0	0	0	0	0					
						Payments:	0	0	0	0	0	0					
County: Various Route: Various Job No.: 9P3649 Length: 0.00 MPO: N Fund Cat: Safety Fed: 2,332 State: 259 Local: 0 Sec Cat: Safety Awd Date: 2022 Anticipated Fed Cat: Safety TIP #: Let With: Future Cost: 0 Estimate Total: 2,591	Island improvements by lighting or conversion to low profile in various locations throughout the Southeast District. \$2,197,000 Open Container funds.					Engineering:	0	1	10	249	0	0					
						R/W:	0	0	0	0	0	0					
						Construction:	0	0	0	2,331	0	0					
						FFOS:	0	0	0	2,197	0	0					
						Payments:	0	0	0	0	0	0					
County: Various Route: Various Job No.: 9P3657 Length: 0.00 MPO: N Fund Cat: Safety Fed: 38 State: 4 Local: 0 Sec Cat: Safety Awd Date: N/A Anticipated Fed Cat: Safety TIP #: Let With: Future Cost: 0 Estimate Total: 42	On-call work zone enforcement at various locations in the Southeast District.					Engineering:	0	0	0	2	0	0					
						R/W:	0	0	0	0	0	0					
						Construction:	0	0	0	0	0	0					
						FFOS:	0	0	0	0	0	0					
						Payments:	0	0	0	40	0	0					

* Subject to the approval of the Transportation Improvement Program by the governing Metropolitan Planning Organization.

Jun-13-2019

Section 4 - 47

District Southeast

Dollars in Thousands



2020-2024 Highway and Bridge Construction Schedule

Transportation Planning

P.O. Box 270
Jefferson City, MO 65102

Construction contingency applied to construction cost in the year the project is awarded.

Three percent project growth factor compounded annually is applied to right-of-way and construction costs in program years 2, 3, 4, and 5.

No inflation is applied to the Funding From Other Sources (FFOS) or Payments.

Engineering includes PE costs, CE costs and R/W incidentals.

Construction contingency applied to construction cost in the year the project is awarded. Three percent project growth factor compounded annually is applied to right-of-way and construction costs in program years 2, 3, 4, and 5. No inflation is applied to the Funding From Other Sources (FFOS) or Payments. Engineering includes PE costs, CE costs and R/W incidentals.												STATE FISCAL YEAR PROJECT BUDGETING					
												Prior Prog.	7/2019- 6/2020	7/2020- 6/2021	7/2021- 6/2022	7/2022- 6/2023	7/2023- 6/2024
County: Various Route: Various Job No.: 9S3634 Length: 0.00 MPO: Y Fund Cat: Taking Care Of System Sec Cat: Preventive Maint Awd Date: Spring 20 TIP #: Let With: Future Cost: 0 Estimate Total: 278	Job Order Contracting for concrete pavement repair on all major highways except interstates.					Engineering:	0	28	0	0	0	0					
						R/W:	0	0	0	0	0	0					
						Construction:	0	250	0	0	0	0					
						FFOS:	0	0	0	0	0	0					
						Payments:	0	0	0	0	0	0					
County: Various Route: Various Job No.: 9S3637 Length: 0.00 MPO: Y Fund Cat: Taking Care Of System Sec Cat: N- Ada Trans Awd Date: Spring 20 TIP #: Let With: Future Cost: 0 Estimate Total: 117	Job Order Contracting for ADA Transition Plan improvements at various locations in the Southeast District.					Engineering:	0	17	0	0	0	0					
						R/W:	0	0	0	0	0	0					
						Construction:	0	100	0	0	0	0					
						FFOS:	0	0	0	0	0	0					
						Payments:	0	0	0	0	0	0					
County: Various Route: Various Job No.: 9S3638 Length: 0.00 MPO: Y Fund Cat: Taking Care Of System Sec Cat: N- Ada Trans Awd Date: 2021 TIP #: Let With: Future Cost: 0 Estimate Total: 120	Job Order Contracting for ADA Transition Plan improvements at various locations in the Southeast District.					Engineering:	0	5	12	0	0	0					
						R/W:	0	0	0	0	0	0					
						Construction:	0	0	103	0	0	0					
						FFOS:	0	0	0	0	0	0					
						Payments:	0	0	0	0	0	0					
County: Various Route: Various Job No.: 9S3639 Length: 0.00 MPO: Y Fund Cat: Taking Care Of System Sec Cat: N- Ada Trans Awd Date: 2022 TIP #: Let With: Future Cost: 0 Estimate Total: 123	Job Order Contracting for ADA Transition Plan improvements at various locations in the Southeast District.					Engineering:	0	2	3	12	0	0					
						R/W:	0	0	0	0	0	0					
						Construction:	0	0	0	106	0	0					
						FFOS:	0	0	0	0	0	0					
						Payments:	0	0	0	0	0	0					
County: Wayne Route: MO 34 Job No.: 9P3218 Length: 0.21 MPO: N Fund Cat: Taking Care Of System Sec Cat: Rehab And Reconst Awd Date: 2022 TIP #: Let With: Future Cost: 0 Estimate Total: 6,836	Bridge replacement over Black River. Project involves bridge J0935.					Engineering:	150	50	105	606	0	0					
						R/W:	0	0	227	0	0	0					
						Construction:	0	0	0	5,698	0	0					
						FFOS:	0	0	0	0	0	0					
						Payments:	0	0	0	0	0	0					

* Subject to the approval of the Transportation Improvement Program by the governing Metropolitan Planning Organization.

Jun-13-2019

Section 4 - 48

District Southeast

Dollars in Thousands



2020-2024 Highway and Bridge Construction Schedule

Transportation Planning

P.O. Box 270
Jefferson City, MO 65102

Construction contingency applied to construction cost in the year the project is awarded.

Three percent project growth factor compounded annually is applied to right-of-way and construction costs in program years 2, 3, 4, and 5.

No inflation is applied to the Funding From Other Sources (FFOS) or Payments.

Engineering includes PE costs, CE costs and R/W incidentals.

Construction contingency applied to construction cost in the year the project is awarded. Three percent project growth factor compounded annually is applied to right-of-way and construction costs in program years 2, 3, 4, and 5. No inflation is applied to the Funding From Other Sources (FFOS) or Payments. Engineering includes PE costs, CE costs and R/W incidentals.													STATE FISCAL YEAR PROJECT BUDGETING						
													Prior Prog.	7/2019- 6/2020	7/2020- 6/2021	7/2021- 6/2022	7/2022- 6/2023	7/2023- 6/2024	
County: Wayne	Bridge replacement over St. Francis River. Project involves bridge F0111.												Engineering:	9	10	40	167	0	0
Route: MO 34													R/W:	0	0	0	0	0	0
Job No.: 9P3380													Construction:	0	0	0	1,550	0	0
Length: 0.21	MPO: N											FFOS:	0	0	0	0	0	0	
Fund Cat: Taking Care Of System											Fed: 1,414	State: 353	Local: 0						
Sec Cat: Rehab And Reconst	Awd Date: 2022		Anticipated Fed Cat: NHPP										Payments:	0	0	0	0	0	
TIP #:	Let With:		Future Cost: 0										Estimate Total: 1,776						
County: Wayne	Pavement resurfacing from Rte. 49 to Rte. 67.												Engineering:	0	4	4	5	10	176
Route: MO 34													R/W:	0	0	0	0	0	0
Job No.: 9P3513													Construction:	0	0	0	0	0	2,236
Length: 13.52	MPO: N											FFOS:	0	0	0	0	0	0	
Fund Cat: Taking Care Of System											AC-State: 1,948	State: 487	Local: 0						
Sec Cat: Thin Lift Overlay	Awd Date: 2024		Anticipated Fed Cat: STBG										Payments:	0	0	0	0	0	
TIP #:	Let With:		Future Cost: 0										Estimate Total: 2,435						
County: Wayne	Bridge replacement over Small Creek. Project involves bridge S0498.												Engineering:	9	29	81	0	0	0
Route: RT A													R/W:	0	0	0	0	0	0
Job No.: 9S3383													Construction:	0	0	765	0	0	0
Length: 0.02	MPO: N											FFOS:	0	0	0	0	0	0	
Fund Cat: Taking Care Of System											Fed: 700	State: 175	Local: 0						
Sec Cat: Rehab And Reconst	Awd Date: 2021		Anticipated Fed Cat: NHPP										Payments:	0	0	0	0	0	
TIP #:	Let With:		Future Cost: 0										Estimate Total: 884						
County: Wayne	Pavement improvements from Rte. 34 to Rte. U.												Engineering:	4	4	40	0	0	0
Route: RT B													R/W:	0	0	0	0	0	0
Job No.: 9S3414													Construction:	0	0	481	0	0	0
Length: 7.60	MPO: N											FFOS:	0	0	0	0	0	0	
Fund Cat: Taking Care Of System											AC-State: 420	State: 105	Local: 0						
Sec Cat: Thin Lift Overlay	Awd Date: 2021		Anticipated Fed Cat: STBG										Payments:	0	0	0	0	0	
TIP #:	Let With:		Future Cost: 0										Estimate Total: 529						
County: Wayne	Bridge rehabilitation over Rings Creek. Project involves bridge N0205.												Engineering:	1	1	10	26	78	0
Route: RT FF													R/W:	0	0	0	13	0	0
Job No.: 9S3568													Construction:	0	0	0	0	844	0
Length: 0.03	MPO: N											FFOS:	0	0	0	0	0	0	
Fund Cat: Taking Care Of System											Fed: 777	State: 195	Local: 0						
Sec Cat: Rehab And Reconst	Awd Date: 2023		Anticipated Fed Cat: NHPP										Payments:	0	0	0	0	0	
TIP #:	Let With:		Future Cost: 0										Estimate Total: 973						

* Subject to the approval of the Transportation Improvement Program by the governing Metropolitan Planning Organization.

Jun-13-2019

Section 4 - 49

District Southeast

Dollars in Thousands



2020-2024 Highway and Bridge Construction Schedule

Transportation Planning

P.O. Box 270
Jefferson City, MO 65102

Construction contingency applied to construction cost in the year the project is awarded.

Three percent project growth factor compounded annually is applied to right-of-way and construction costs in program years 2, 3, 4, and 5.

No inflation is applied to the Funding From Other Sources (FFOS) or Payments.

Engineering includes PE costs, CE costs and R/W incidentals.

Construction contingency applied to construction cost in the year the project is awarded. Three percent project growth factor compounded annually is applied to right-of-way and construction costs in program years 2, 3, 4, and 5. No inflation is applied to the Funding From Other Sources (FFOS) or Payments. Engineering includes PE costs, CE costs and R/W incidentals.												STATE FISCAL YEAR PROJECT BUDGETING						
												Prior Prog.	7/2019- 6/2020	7/2020- 6/2021	7/2021- 6/2022	7/2022- 6/2023	7/2023- 6/2024	
County: Wayne	Pavement improvements from Rte. 34 to Rte. A.											Engineering:	4	6	60	0	0	0
Route: RT V												R/W:	0	0	0	0	0	0
Job No.: 9S3408												Construction:	0	0	721	0	0	0
Length: 12.05	MPO: N											FFOS:	0	0	0	0	0	0
Fund Cat: Taking Care Of System	AC-State: 630 State: 157 Local: 0										Payments:	0	0	0	0	0	0	
Sec Cat: Thin Lift Overlay	Awd Date: 2021	Anticipated Fed Cat: STBG																
TIP #:	Let With:	Future Cost: 0 Estimate Total: 791																
County: Wayne	Pavement resurfacing from Rte. D near Wappapello to Rte. P near Arab.											Engineering:	3	2	81	0	0	0
Route: RT Z												R/W:	0	0	0	0	0	0
Job No.: 9S3364												Construction:	0	0	916	0	0	0
Length: 13.90	MPO: N											FFOS:	0	0	0	0	0	0
Fund Cat: Taking Care Of System	AC-State: 800 State: 199 Local: 0										Payments:	0	0	0	0	0	0	
Sec Cat: Thin Lift Overlay	Awd Date: 2021	Anticipated Fed Cat: STBG																
TIP #:	Let With:	Future Cost: 0 Estimate Total: 1,002																
County: Wright	Bridge replacement over Evening Shade Creek. Project involves bridge S0099.											Engineering:	32	99	0	0	0	0
Route: MO 38												R/W:	0	8	0	0	0	0
Job No.: 9S3384												Construction:	0	840	0	0	0	0
Length: 0.20	MPO: N											FFOS:	0	0	0	0	0	0
Fund Cat: Taking Care Of System	Fed: 0 State: 947 Local: 0										Payments:	0	0	0	0	0	0	
Sec Cat: Rehab And Reconst	Awd Date: Fall 19	Anticipated Fed Cat: State																
TIP #:	Let With: 9S3385	Future Cost: 0 Estimate Total: 979																
County: Wright	Pavement resurfacing from Rte. 60 in Wright County to Rte. A in Douglas County.											Engineering:	0	1	1	5	5	457
Route: MO 5												R/W:	0	0	0	0	0	0
Job No.: 9P3605												Construction:	0	0	0	0	0	5,397
Length: 17.85	MPO: N											FFOS:	0	0	0	0	0	0
Fund Cat: Taking Care Of System	AC-State: 4,693 State: 1,173 Local: 0										Payments:	0	0	0	0	0	0	
Sec Cat: Thin Lift Overlay	Awd Date: 2024	Anticipated Fed Cat: STBG																
TIP #:	Let With:	Future Cost: 0 Estimate Total: 5,866																
County: Wright	Upgrade pedestrian facilities to comply with the ADA Transition Plan at various locations in Mountain Grove, Mansfield, Norwood, Willow Springs and West Plains. \$1,363,000											Engineering:	0	1	1	170	0	0
Route: BU 60	Statewide Transportation Alternatives funds.											R/W:	0	0	0	6	0	0
Job No.: 9P3622												Construction:	0	0	0	1,801	0	0
Length: 10.20	MPO: N											FFOS:	0	0	0	1,363	0	0
Fund Cat: Taking Care Of System	Fed: 1,584 State: 395 Local: 0										Payments:	0	0	0	0	0	0	
Sec Cat: N- Ada Trans	Awd Date: 2022	Anticipated Fed Cat: STBG																
TIP #:	Let With:	Future Cost: 0 Estimate Total: 1,979																

* Subject to the approval of the Transportation Improvement Program by the governing Metropolitan Planning Organization.

Jun-13-2019

Section 4 - 50

District Southeast

Dollars in Thousands



2020-2024 Highway and Bridge Construction Schedule

Transportation Planning

P.O. Box 270
Jefferson City, MO 65102

Construction contingency applied to construction cost in the year the project is awarded.

Three percent project growth factor compounded annually is applied to right-of-way and construction costs in program years 2, 3, 4, and 5.

No inflation is applied to the Funding From Other Sources (FFOS) or Payments.

Engineering includes PE costs, CE costs and R/W incidentals.

Construction contingency applied to construction cost in the year the project is awarded. Three percent project growth factor compounded annually is applied to right-of-way and construction costs in program years 2, 3, 4, and 5. No inflation is applied to the Funding From Other Sources (FFOS) or Payments. Engineering includes PE costs, CE costs and R/W incidentals.											STATE FISCAL YEAR PROJECT BUDGETING					
											Prior Prog.	7/2019- 6/2020	7/2020- 6/2021	7/2021- 6/2022	7/2022- 6/2023	7/2023- 6/2024
County: Wright Route: RT AM Job No.: 9S3417 Length: 4.04 MPO: N Fund Cat: Taking Care Of System AC-State: 223 State: 56 Local: 0 Sec Cat: Thin Lift Overlay Awd Date: Winter 20 Anticipated Fed Cat: STBG TIP #: Let With: 9S3412, 9S3424, 9P3427, 9S3419, 9S3416, 9S3422, 9S3377, 9S3423 Future Cost: 0 Estimate Total: 284	Engineering:	5	22	0	0	0	0									
	R/W:	0	0	0	0	0	0									
	Construction:	0	257	0	0	0	0									
	FFOS:	0	0	0	0	0	0									
	Payments:	0	0	0	0	0	0									
County: Wright Route: RT C Job No.: 9S3418 Length: 17.38 MPO: N Fund Cat: Taking Care Of System AC-State: 995 State: 248 Local: 0 Sec Cat: Thin Lift Overlay Awd Date: 2021 Anticipated Fed Cat: STBG TIP #: Let With: Future Cost: 0 Estimate Total: 1,250	Engineering:	7	10	91	0	0	0									
	R/W:	0	0	0	0	0	0									
	Construction:	0	0	1,142	0	0	0									
	FFOS:	0	0	0	0	0	0									
	Payments:	0	0	0	0	0	0									
County: Wright Route: RT M Job No.: 9S3611 Length: 0.20 MPO: N Fund Cat: Taking Care Of System Fed: 432 State: 109 Local: 0 Sec Cat: Rehab And Reconst Awd Date: 2024 Anticipated Fed Cat: NHPP TIP #: Let With: Future Cost: 0 Estimate Total: 541	Engineering:	0	1	1	1	23	47									
	R/W:	0	0	0	0	3	0									
	Construction:	0	0	0	0	0	465									
	FFOS:	0	0	0	0	0	0									
	Payments:	0	0	0	0	0	0									

* Subject to the approval of the Transportation Improvement Program by the governing Metropolitan Planning Organization.

Jun-13-2019

Section 4 - 51

District Southeast

Dollars in Thousands



2020-2024 Highway and Bridge Construction Schedule

Transportation Planning

P.O. Box 270
Jefferson City, MO 65102

Construction contingency applied to construction cost in the year the project is awarded.
Three percent project growth factor compounded annually is applied to right-of-way and construction costs in program years 2, 3, 4, and 5.
No inflation is applied to the Funding From Other Sources (FFOS) or Payments.
Engineering includes PE costs, CE costs and R/W incidentals.

Southeast

Total

STATE FISCAL YEAR PROJECT BUDGETING						
	Prior Prog.	7/2019- 6/2020	7/2020- 6/2021	7/2021- 6/2022	7/2022- 6/2023	7/2023- 6/2024
FFOS:	99	4,533	3,187	3,560	0	1,000
Total R/W:	107	1,296	713	119	89	0
Total Construction:	0	122,218	75,460	90,502	38,218	28,596
Paybacks:	45,539	6,206	6,206	6,206	6,166	6,166
Sub-Total:	45,646	129,720	82,379	96,827	44,473	34,762
Total Engineering:	3,639	12,572	7,860	8,432	3,549	2,577
Grand Total:	49,285	142,292	90,239	105,259	48,022	37,339

	2020	2021	2022	2023	2024
State	29,856	23,124	25,461	14,542	11,952
AC-State	26,716	31,392	40,310	15,253	12,357
Local	1,000	0	0	0	1,000
Sub-total State	57,572	54,516	65,771	29,795	25,309

Federal					
Sub-total Federal	84,720	35,723	39,488	18,227	12,030
Grand Total	142,292	90,239	105,259	48,022	37,339

Project Count: 253

* Subject to the approval of the Transportation Improvement Program by the governing Metropolitan Planning Organization.

Jun-13-2019

Section 4 - 1

District Southeast

Dollars in Thousands

**District Program Summary
Southeast**

(Dollars in Millions)

Amounts include construction and right of way, excludes engineering.

State Fiscal Year	2020	2021	2022	2023	2024
Statewide Interstate And Major Bridge - Available					
Statewide Interstate And Major Bridge - FFOS	0.000	0.000	0.000	0.000	0.000
Statewide Interstate And Major Bridge - Fund Transfers	10.213	0.625	0.000	0.000	0.000
Statewide Interstate And Major Bridge - Carryover	-4.662	0.000	0.000	0.000	0.000
Award and Completed Project Adjustments	0.000	0.000	0.000	0.000	0.000
Statewide Interstate And Major Bridge - Total Available	5.551	0.625	0.000	0.000	0.000
Statewide Interstate And Major Bridge - Programmed	10.213	0.640	0.000	0.000	0.000
Safety - Available	2.839	3.736	3.718	3.719	3.719
Safety - FFOS	2.109	0.000	2.197	0.000	0.000
Safety - Fund Transfers	2.500	-1.845	-0.803	0.000	0.000
Safety - Carryover	-0.103	0.000	0.000	0.000	0.000
Award and Completed Project Adjustments	0.101	0.021	0.344	0.112	0.000
Safety - Total Available	7.446	1.912	5.456	3.831	3.719
Safety - Programmed	7.617	2.653	4.803	0.000	0.000
Taking Care Of System - Available	34.883	35.181	81.242	83.679	86.189
Taking Care Of System - FFOS	2.424	3.187	1.363	0.000	1.000
Taking Care Of System - Fund Transfers	53.099	41.844	0.398	0.000	0.796
Taking Care Of System - Carryover	-1.796	0.000	0.000	0.000	0.000
Award and Completed Project Adjustments	10.325	-2.552	2.078	1.637	0.000
Taking Care Of System - Total Available	98.935	77.660	85.081	85.316	87.985
Taking Care Of System - Programmed	111.890	78.547	89.127	44.474	34.765
Flexible & Other - Available					
Flexible & Other - FFOS	0.000	0.000	0.000	0.000	0.000
Flexible & Other - Fund Transfers	0.000	0.086	2.298	0.000	0.000
Flexible & Other - Carryover	1.022	0.000	0.000	0.000	0.000
Award and Completed Project Adjustments	0.000	0.000	0.000	0.000	0.000
Flexible & Other - Total Available	1.022	0.086	2.298	0.000	0.000
Flexible & Other - Programmed	0.000	0.089	2.438	0.000	0.000
Statewide Safety - Available					
Statewide Safety - FFOS	0.000	0.000	0.000	0.000	0.000
Statewide Safety - Fund Transfers	0.000	0.432	0.435	0.000	0.000
Statewide Safety - Carryover	0.000	0.000	0.000	0.000	0.000
Award and Completed Project Adjustments	0.000	0.000	0.000	0.000	0.000
Statewide Safety - Total Available	0.000	0.432	0.435	0.000	0.000
Statewide Safety - Programmed	0.000	0.445	0.461	0.000	0.000
Statewide Major Projects & Emerging Needs - Available					
Statewide Major Projects & Emerging Needs - FFOS	0.000	0.000	0.000	0.000	0.000
Statewide Major Projects & Emerging Needs - Fund Transfers	0.000	0.000	0.000	0.000	0.000
Statewide Major Projects & Emerging Needs - Carryover	4.750	0.000	0.000	0.000	0.000
Award and Completed Project Adjustments	0.000	0.000	0.000	0.000	0.000
Statewide Major Projects & Emerging Needs - Total Available	4.750	0.000	0.000	0.000	0.000
Statewide Major Projects & Emerging Needs - Programmed	0.000	0.000	0.000	0.000	0.000
Statewide Amendment 3 - Available					
Statewide Amendment 3 - FFOS	0.000	0.000	0.000	0.000	0.000
Statewide Amendment 3 - Fund Transfers	0.000	0.000	0.000	0.000	0.000
Statewide Amendment 3 - Carryover	0.006	0.000	0.000	0.000	0.000
Award and Completed Project Adjustments	0.000	0.000	0.000	0.000	0.000
Statewide Amendment 3 - Total Available	0.006	0.000	0.000	0.000	0.000
Statewide Amendment 3 - Programmed	0.000	0.000	0.000	0.000	0.000

Note: Three percent inflation compounded annually applied to program years 2021 - 2024

Two percent construction contingency applied to construction.

**District Program Summary
Southeast**

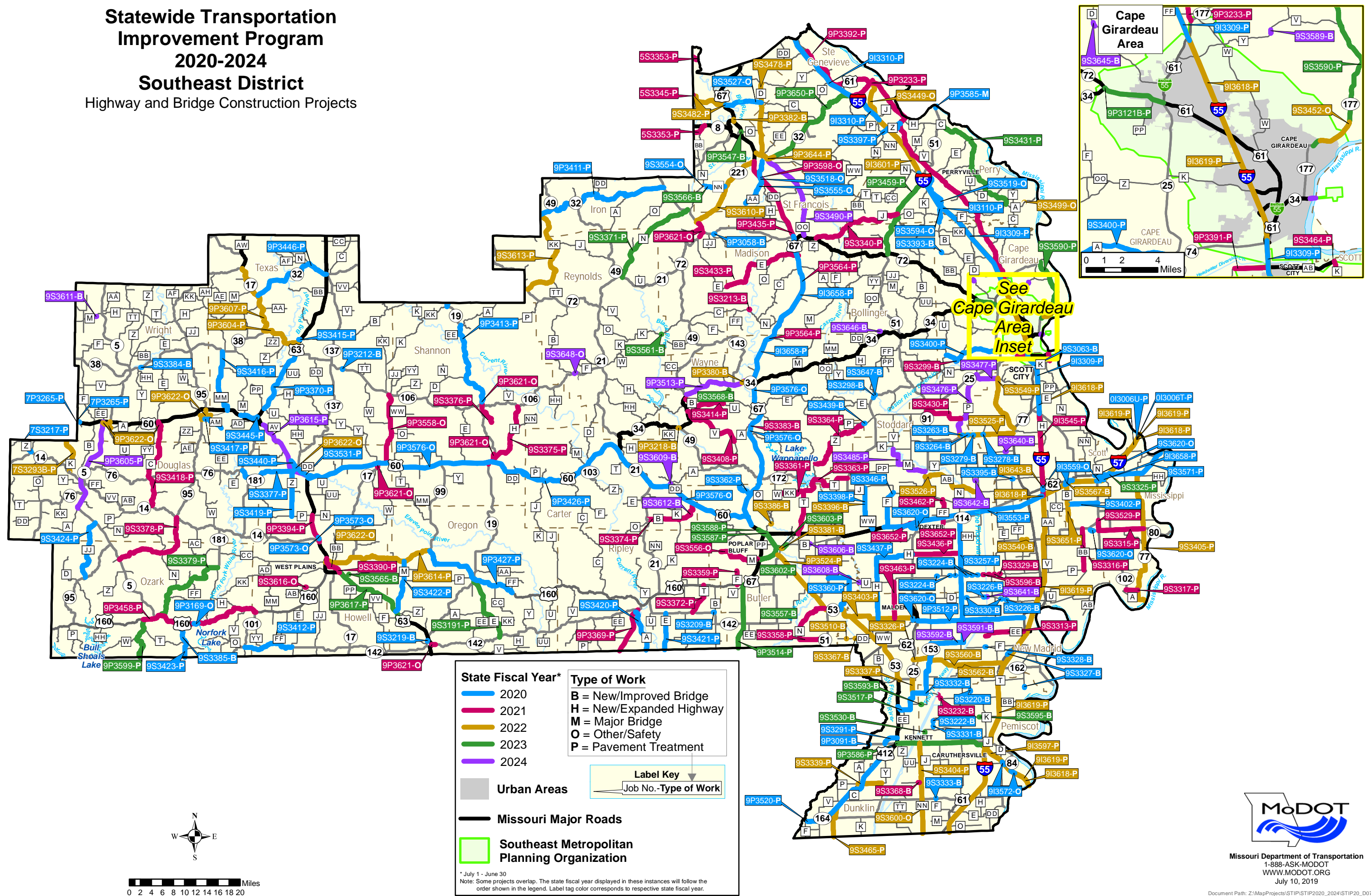
(Dollars in Millions)

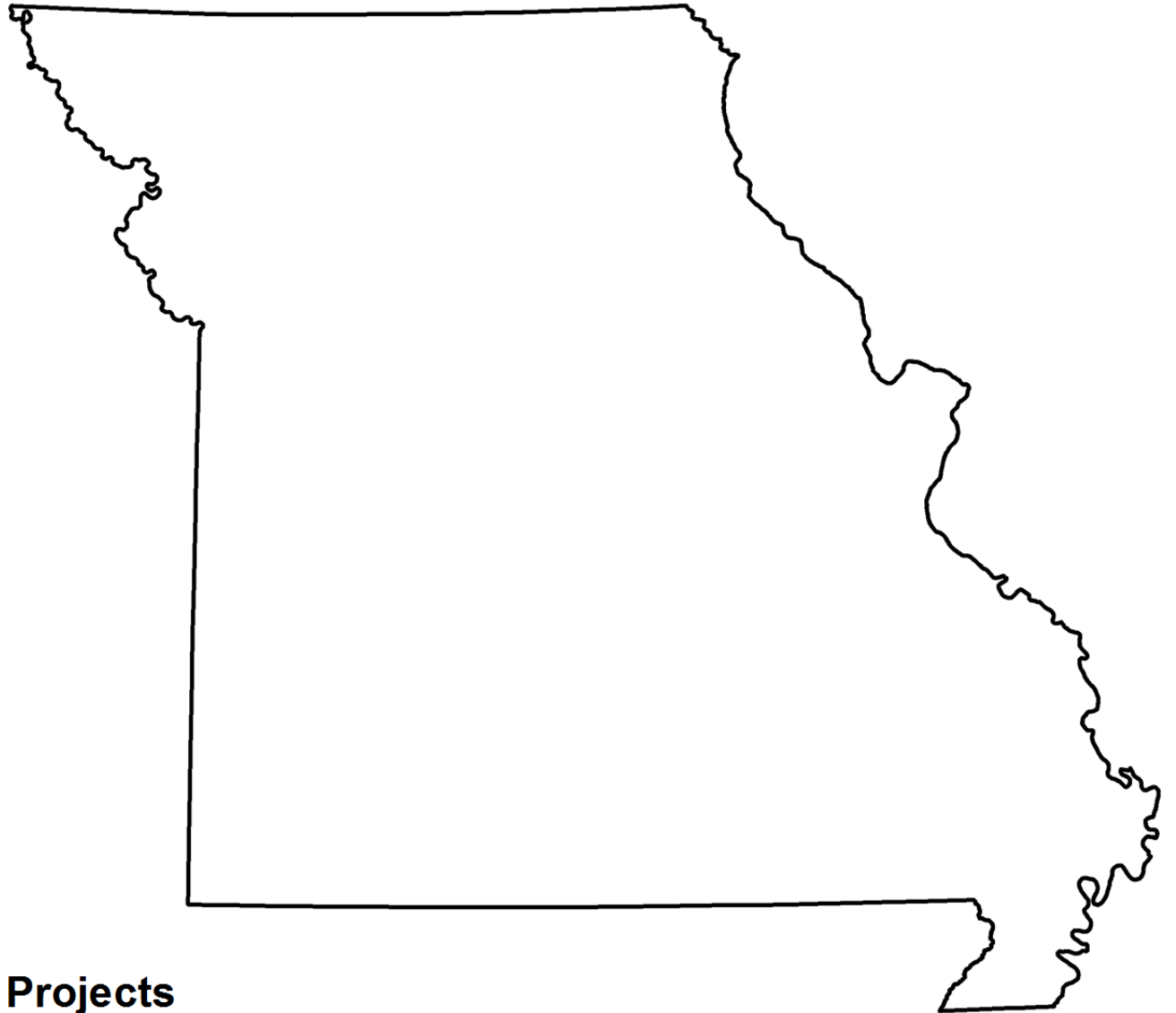
Amounts include construction and right of way, excludes engineering.

Total Categorized Funding Available by SFY	117.710	80.715	93.270	89.147	91.704
Total Flexible Funds Available	-0.040	1.220	9.342	14.972	0.061
Adjustments	10.426	-2.531	2.422	1.749	0.000
Carryovers	-0.783				
Total Available by SFY	117.670	81.935	102.612	104.119	91.765
Total Programmed by SFY	129.720	82.374	96.829	44.474	34.765

*Note: Three percent inflation compounded annually applied to program years 2021 - 2024
Two percent construction contingency applied to construction.*

Statewide Transportation Improvement Program 2020-2024 Southeast District





MoDOT's Statewide Projects

Projects in Section 4 shaded in gray represent conditional commitments. If the level of federal funding is reduced, the projects shaded in gray will be delayed to future years.

PROJECT DESCRIPTION KEY

2020-2024 Highway and Bridge Construction Schedule

Construction contingency applied to construction cost in the year the project is awarded.

Three percent project growth factor compounded annually is applied to right-of-way and construction in program years 2, 3, 4, and 5.

No inflation is applied to the Funding From Other Sources (FFOS) or Payments.

Engineering includes PE costs, CE costs, and R/W incidentals.

						STATE FISCAL YEAR PROJECT BUDGETING					
						Prior Prog.	7/2019 6/2020	7/2020 6/2021	7/2021 6/2022	7/2022 6/2023	7/2023 6/2024
County:	XX	Engineering:	99	9	0	0	0	0	0	0	0
Route:	XX	R/W:	0	0	99	0	0	0	0	0	0
Job No.:		Construction:	0	0	0	999	0	0	0	0	0
Length:											
Fund Cat:	MPO: Fed: State: Local:										
Sec Cat:	Award Date Anticipated Fed Cat:	FFOS:	0	0	0	99	0	0	0	0	0
TIP#:	Let With: Future Cost: Estimate Total:	Payments:	0	99	0	0	0	0	0	0	0

Anticipated Federal
Funding Category^

Estimated cost range beyond 2024.

Date project is to be awarded to begin
construction (Season and calendar year
for 2019 & 2020. SFY only beyond 2020).

Projects let in combination.

Metropolitan Planning Organization (Y/N).

Project description and location.

County location of project.

Route location of project.

Project number used to track
project costs.

Total length in 1/100 miles.

Primary Funding Category.*

Secondary Funding Category.**

Transportation Improvement Program
number (MPO projects only).

Total project cost estimate.

Federal, Advanced CN-State,
State and Local share of project
costs.

Dollars programmed
in previous STIPs.

Dollars funded
from other
sources.

Dollars for construction,
utilities and
contingency.

Dollars for right-of-way
(land acquisition).

Dollars to be paid back for
accelerating the project or
payments to others.

Dollars for engineering that include
preliminary engineering, construction
engineering and right-of-way incidentals.

*Primary Funding Category:

Take Care of System
Statewide Interstate & Major Bridge
Safety
Statewide Safety
Flexible & Other
Amendment 3

**Secondary Funding Category:

Enhancements
Low Type Resurfacing
N - Ada Trans (ADA Transition Plan)
Preventive Maint (Preventive Maintenance)
Regional
Rehab And Reconst (Rehabilitation and Reconstruction)
Routine Maintenance
Safety
Systems Operations
Thin Lift Overlay
Urban Safety

^Anticipated Federal Funding Category:

CMAQ - Congestion Mitigation and Air Quality.

* Usually 80% Federal & 20% State funds.

Earmark - usually 80% Federal & 20% State funds.

NHFP - National Highway Freight Program.

* Usually 80% Federal & 20% State funds.

NHPP - National Highway Performance Program.

* Usually 80% Federal & 20% State funds.

* Sometimes 90% Federal & 10% State funds.

Safety - usually 90% Federal & 10% State funds.

State - No federal funds, state only funded.

STBG - Surface Transportation Block Grant program.

* Usually 80% Federal & 20% State funds.

(All Costs in Thousands)



2020-2024 Highway and Bridge Construction Schedule

Transportation Planning

P.O. Box 270
Jefferson City, MO 65102

Construction contingency applied to construction cost in the year the project is awarded.

Three percent project growth factor compounded annually is applied to right-of-way and construction costs in program years 2, 3, 4, and 5.

No inflation is applied to the Funding From Other Sources (FFOS) or Payments.

Engineering includes PE costs, CE costs and R/W incidentals.

Construction contingency applied to construction cost in the year the project is awarded. Three percent project growth factor compounded annually is applied to right-of-way and construction costs in program years 2, 3, 4, and 5. No inflation is applied to the Funding From Other Sources (FFOS) or Payments. Engineering includes PE costs, CE costs and R/W incidentals.												STATE FISCAL YEAR PROJECT BUDGETING						
												Prior Prog.	7/2019- 6/2020	7/2020- 6/2021	7/2021- 6/2022	7/2022- 6/2023	7/2023- 6/2024	
County: Various	Improvements at various statewide locations. Cost Share Program funds.											Engineering:	0	0	0	0	0	0
Route: Various												R/W:	0	0	0	0	0	0
Job No.: 0P3004G												Construction:	0	4,940	0	0	0	0
Length: 0.00	MPO: N											FFOS:	0	4,940	0	0	0	0
Fund Cat: Flexible & Other	AC-State: 3,952 State: 988 Local: 0										Payments:	0	0	0	0	0	0	
Sec Cat: System Expansion	Awd Date: 2020	Anticipated Fed Cat: STBG																
TIP #:	Let With:	Future Cost: 0 Estimate Total: 4,940																
County: Various	Improvements at various statewide locations. Cost Share Program funds.											Engineering:	0	0	0	0	0	0
Route: Various												R/W:	0	0	0	0	0	0
Job No.: 0P3004H												Construction:	0	0	32,572	0	0	0
Length: 0.00	MPO: N											FFOS:	0	0	31,623	0	0	0
Fund Cat: Flexible & Other	AC-State: 26,058 State: 6,514 Local: 0										Payments:	0	0	0	0	0	0	
Sec Cat: System Expansion	Awd Date: 2021	Anticipated Fed Cat: STBG																
TIP #:	Let With:	Future Cost: 0 Estimate Total: 32,572																
County: Various	Improvements at various statewide locations. Cost Share Program funds.											Engineering:	0	0	0	0	0	0
Route: Various												R/W:	0	0	0	0	0	0
Job No.: 0P3004I												Construction:	0	0	0	33,718	0	0
Length: 0.00	MPO: N											FFOS:	0	0	0	31,782	0	0
Fund Cat: Flexible & Other	AC-State: 26,974 State: 6,744 Local: 0										Payments:	0	0	0	0	0	0	
Sec Cat: System Expansion	Awd Date: 2022	Anticipated Fed Cat: STBG																
TIP #:	Let With:	Future Cost: 0 Estimate Total: 33,718																
County: Various	On-call contract for pavement preservation surface treatment at various statewide locations. \$100,000 Division Operating Budget.											Engineering:	1	6	0	0	0	0
Route: Various												R/W:	0	0	0	0	0	0
Job No.: 0P3022												Construction:	0	100	0	0	0	0
Length: 0.00	MPO: N											FFOS:	0	100	0	0	0	0
Fund Cat: Taking Care Of System	Fed: 85 State: 21 Local: 0										Payments:	0	0	0	0	0	0	
Sec Cat: Routine Maintenance	Awd Date: Fall 19	Anticipated Fed Cat: STBG																
TIP #:	Let With:	Future Cost: 0 Estimate Total: 107																
County: Various	Safety projects at various statewide locations.											Engineering:	0	0	0	0	1,126	0
Route: Various												R/W:	0	0	0	0	0	0
Job No.: 0P3023												Construction:	0	0	0	0	17,574	0
Length: 0.00	MPO: N											FFOS:	0	0	0	0	16,083	0
Fund Cat: Safety (Statewide)	Fed: 16,830 State: 1,870 Local: 0										Payments:	0	0	0	0	0	0	
Sec Cat: Safety	Awd Date: 2023	Anticipated Fed Cat: Safety																
TIP #:	Let With:	Future Cost: 0 Estimate Total: 18,700																

* Subject to the approval of the Transportation Improvement Program by the governing Metropolitan Planning Organization.

Jun-13-2019

Section 4 - 1

District Statewide

Dollars in Thousands



2020-2024 Highway and Bridge Construction Schedule

Transportation Planning

P.O. Box 270
Jefferson City, MO 65102

Construction contingency applied to construction cost in the year the project is awarded.

Three percent project growth factor compounded annually is applied to right-of-way and construction costs in program years 2, 3, 4, and 5.

No inflation is applied to the Funding From Other Sources (FFOS) or Payments.

Engineering includes PE costs, CE costs and R/W incidentals.

Construction contingency applied to construction cost in the year the project is awarded. Three percent project growth factor compounded annually is applied to right-of-way and construction costs in program years 2, 3, 4, and 5. No inflation is applied to the Funding From Other Sources (FFOS) or Payments. Engineering includes PE costs, CE costs and R/W incidentals.										STATE FISCAL YEAR PROJECT BUDGETING					
										Prior Prog.	7/2019-	7/2020-	7/2021-	7/2022-	7/2023-
											6/2020	6/2021	6/2022	6/2023	6/2024
County: Various Route: Various Job No.: 0P3024 Length: 0.00 MPO: N Fund Cat: Safety (Statewide) Sec Cat: Safety TIP #: Let With: Awd Date: 2024 Anticipated Fed Cat: Safety Fed: 14,425 State: 1,603 Local: 0 Future Cost: 0 Estimate Total: 16,028	Engineering: R/W: Construction: FFOS: Payments:	0 0 0 0 0 0	0 0 0 0 0 0	0 0 0 0 0 0	0 0 0 0 0 0	938 0 15,090 13,407 0									
County: Various Route: Various Job No.: 0P3123 Length: 0.00 MPO: N Fund Cat: Flexible & Other Sec Cat: System Expansion TIP #: Let With: Awd Date: 2023 Anticipated Fed Cat: STBG AC-State: 34,967 State: 8,742 Local: 0 Future Cost: 0 Estimate Total: 43,709	Engineering: R/W: Construction: FFOS: Payments:	0 0 0 0 0 0	0 0 0 0 0 0	0 0 0 0 0 0	0 0 43,709 40,000 0 0										
County: Various Route: Various Job No.: 0P3124 Length: 0.00 MPO: N Fund Cat: Flexible & Other Sec Cat: System Expansion TIP #: Let With: Awd Date: 2024 Anticipated Fed Cat: STBG AC-State: 40,518 State: 10,130 Local: 0 Future Cost: 0 Estimate Total: 50,648	Engineering: R/W: Construction: FFOS: Payments:	0 0 0 0 0 0	0 0 0 0 0 0	0 0 0 0 0 0	0 0 0 0 45,000 0										
County: Various Route: Various Job No.: 0S3023 Length: 0.00 MPO: N Fund Cat: Taking Care Of System Sec Cat: N- Ada Trans TIP #: Let With: Awd Date: 2023 Anticipated Fed Cat: STBG Fed: 6,520 State: 1,630 Local: 0 Future Cost: 0 Estimate Total: 8,150	Engineering: R/W: Construction: FFOS: Payments:	0 0 0 0 0 0	0 0 0 0 0 0	0 0 0 0 0 0	0 0 8,150 7,458 0 0										
County: Various Route: Various Job No.: 0S3024 Length: 0.00 MPO: N Fund Cat: Taking Care Of System Sec Cat: N- Ada Trans TIP #: Let With: Awd Date: 2024 Anticipated Fed Cat: STBG AC-State: 7,663 State: 1,916 Local: 0 Future Cost: 0 Estimate Total: 9,579	Engineering: R/W: Construction: FFOS: Payments:	0 0 0 0 0 0	0 0 0 0 0 0	0 0 0 0 0 0	0 0 9,579 8,511 0 0										

* Subject to the approval of the Transportation Improvement Program by the governing Metropolitan Planning Organization.

Jun-13-2019

Section 4 - 2

District Statewide

Dollars in Thousands



2020-2024 Highway and Bridge Construction Schedule

Transportation Planning

P.O. Box 270
Jefferson City, MO 65102

Construction contingency applied to construction cost in the year the project is awarded.
Three percent project growth factor compounded annually is applied to right-of-way and construction costs in program years 2, 3, 4, and 5.

No inflation is applied to the Funding From Other Sources (FFOS) or Payments.

Engineering includes PE costs, CE costs and R/W incidentals.

Statewide

Total

STATE FISCAL YEAR PROJECT BUDGETING						
	Prior Prog.	7/2019- 6/2020	7/2020- 6/2021	7/2021- 6/2022	7/2022- 6/2023	7/2023- 6/2024
FFOS:	0	5,040	31,623	31,782	63,541	66,918
Total R/W:	0	0	0	0	0	0
Total Construction:	0	5,040	32,572	33,718	69,433	75,317
Paybacks:	0	0	0	0	0	0
Sub-Total:	0	5,040	32,572	33,718	69,433	75,317
Total Engineering:	1	6	0	0	1,126	938
Grand Total:	1	5,046	32,572	33,718	70,559	76,255

	2020	2021	2022	2023	2024
State	1,009	6,514	6,744	12,242	13,649
AC-State	3,952	26,058	26,974	34,967	48,181
Local	0	0	0	0	0
Sub-total State	4,961	32,572	33,718	47,209	61,830

Federal					
Sub-total Federal	85	0	0	23,350	14,425
Grand Total	5,046	32,572	33,718	70,559	76,255

Project Count: 10

* Subject to the approval of the Transportation Improvement Program by the governing Metropolitan Planning Organization.

Jun-13-2019

Section 4 - 1

District Statewide

Dollars in Thousands

Section 5 – Estimated Financial Summary

Estimated Financial Summary for the 2020-2024 Highway and Bridge Construction Schedule

Overview

Section 5 of the Statewide Transportation Improvement Program explains the sources and projected levels of Missouri's transportation revenues, while also sharing the planned expenditures for the next five years.

The department is proud to build and maintain a safe and reliable transportation system that connects people with jobs and services, connects businesses with suppliers and customers, moves students to and from school and allows visitors to explore the state's many destinations. Given the current funding resources, most of the revenue will address maintaining and preserving the existing system in the current condition; however, many high-priority unfunded needs still exist.

About 66 percent of every dollar MoDOT receives comes from fuel taxes. But the fuel tax rate at the state level hasn't changed since 1996, and the federal level hasn't changed since 1993. In addition, while more miles are being traveled, cars are becoming more fuel efficient. With the cost of concrete tripled, steel prices doubled, and asphalt costing more than twice what it did 20 years ago, this means Missouri is trying to fund its current transportation needs with a budget that is almost two decades out of date. What was 17 cents of purchasing power in 1996 is now about 7 cents today. It should come as no surprise that under these circumstances, MoDOT faces challenges in maintaining and preserving the current system.

Other sources of state revenue for transportation include sales tax, vehicle and driver licensing fees, interest earned on invested funds and other miscellaneous collections, and a small portion of general revenue funds. Revenue collected through these avenues has remained relatively flat in recent years with the exception of sales taxes which are projected to grow 2.0 percent annually through 2021 and 3.0 percent thereafter.

On December 4, 2015, President Obama signed into law the Fixing America's Surface Transportation (FAST) Act, which authorizes the federal surface transportation program for highways, highway safety, transit, freight, ports and rail for the five-year period from 2016 through 2020. The FAST Act is estimated to provide 2.9 percent or \$27 million more in federal funds to Missouri, annually.

MoDOT continues to operate efficiently. The department's operating expenses remain relatively flat, with the exception of minimal increases. In the past ten years, MoDOT has completed 4,405 projects worth \$12.1 billion, at 7.1 percent under budget. **Since 2011, MoDOT has reduced its workforce by 19 percent, disposed of more than 750 pieces of equipment and sold 124 facilities. Those efforts have saved more than \$993 million and bolstered the construction program to enable critical roadway improvements. But the department cannot cut its way to an improved transportation system and a solution to its funding constraints.**

Even with these savings, Missouri has some challenges ahead. Missouri's 2020-2024 STIP is primarily maintenance-focused. In previous years, the annual contractor awards in the STIP were as high as \$1.2 billion, with about 50 percent used for meeting asset management goals. In this STIP, the annual contractor awards average \$924 million, and nearly 86 percent is aimed at meeting asset management goals. The opportunities to expand the system – widening a busy two-lane road to four lanes to reduce congestion and make systematic safety improvements, or building a new roadway or interchange to help promote business development and bring jobs to the state – are minimal. The financial capacity to reconstruct and modernize our interstate system is also minimal.

Missourians rely on a modern and safe transportation system to get to work, school and everywhere in between. A healthy transportation infrastructure ensures businesses can operate and grow. Essentially, transportation is what keeps Missouri moving. Missourians must work together and recognize that investments in transportation are part of the solution for the state's growth and prosperity.

Revenue

Federal

The largest source of transportation revenue is from the **federal government** including the 18.4-cents per gallon tax on gasoline and 24.4-cents per gallon tax on diesel fuel. The last time either tax was increased was in 1993. Other sources include various taxes on tires, truck and trailer sales, and heavy vehicle use. These highway user fees are deposited in the federal Highway Trust Fund and distributed to the states based on formulas prescribed by federal law through transportation funding acts. This revenue source also includes multimodal and highway safety grants (see Section 7 for a summary of all multimodal operations). Approximately 40 percent of Missouri's transportation revenue comes from the federal government.

State

The next largest source of transportation revenue is from the **state fuel tax**. Fuel taxes represent the state share (approximately 26 percent is distributed to cities and counties) of revenue received from the state's 17-cent per gallon tax on gasoline and diesel fuels which must be spent on highways and bridges. This revenue source also includes a 9-cent per gallon tax on aviation fuel which must be spent on airport projects (see Section 7). These tax revenues provide approximately 25 percent of transportation revenues. The state motor fuel tax is not indexed to keep pace with inflation, and no rate increase has occurred since 1996.

MoDOT receives a portion of the **state sales tax** paid on the purchase or lease of motor vehicles. This revenue source also includes the sales tax paid on aviation fuel which is dedicated to airport projects (see Section 7). These tax revenues provide approximately 16 percent of transportation revenues. In November 2004, voters passed constitutional Amendment 3, which set in motion a four-year phase in, redirecting motor vehicle sales taxes previously deposited in the state's general revenue fund to a newly created State Road Bond Fund. In state fiscal year 2009, the process of redirecting motor vehicle sales taxes to transportation was fully phased in, and the

rate of growth in this revenue source slowed dramatically. Starting July 2013, state legislation eliminated the state motor vehicle use tax. The state motor vehicle use tax was replaced with the state motor vehicle sales tax which directs more of the tax to local government agencies.

Vehicle and driver licensing fees include the state share of revenue received from licensing motor vehicles and drivers. This revenue source also includes fees for railroad regulation which are dedicated to multimodal programs (see Section 7). These fees provide approximately 14 percent of transportation revenues. Similar to motor fuel tax, the motor vehicle and driver licensing fees are not indexed to keep pace with inflation, and most have not increased since the 1980's.

The **interest earned on invested funds and other miscellaneous collections** provides approximately 4 percent of transportation revenues. Cash balances in all funds for roads and bridges are declining. As referenced in Table 1 in Section 5-11, the cash balance of all funds for roads and bridges is expected to decline from \$677 million at the beginning of fiscal year 2020 to approximately \$320 million by the end of fiscal year 2024. Other miscellaneous collections include construction cost reimbursements from local governments and other states, proceeds from the sale of surplus property and fees associated with the Missouri logo-signing program.

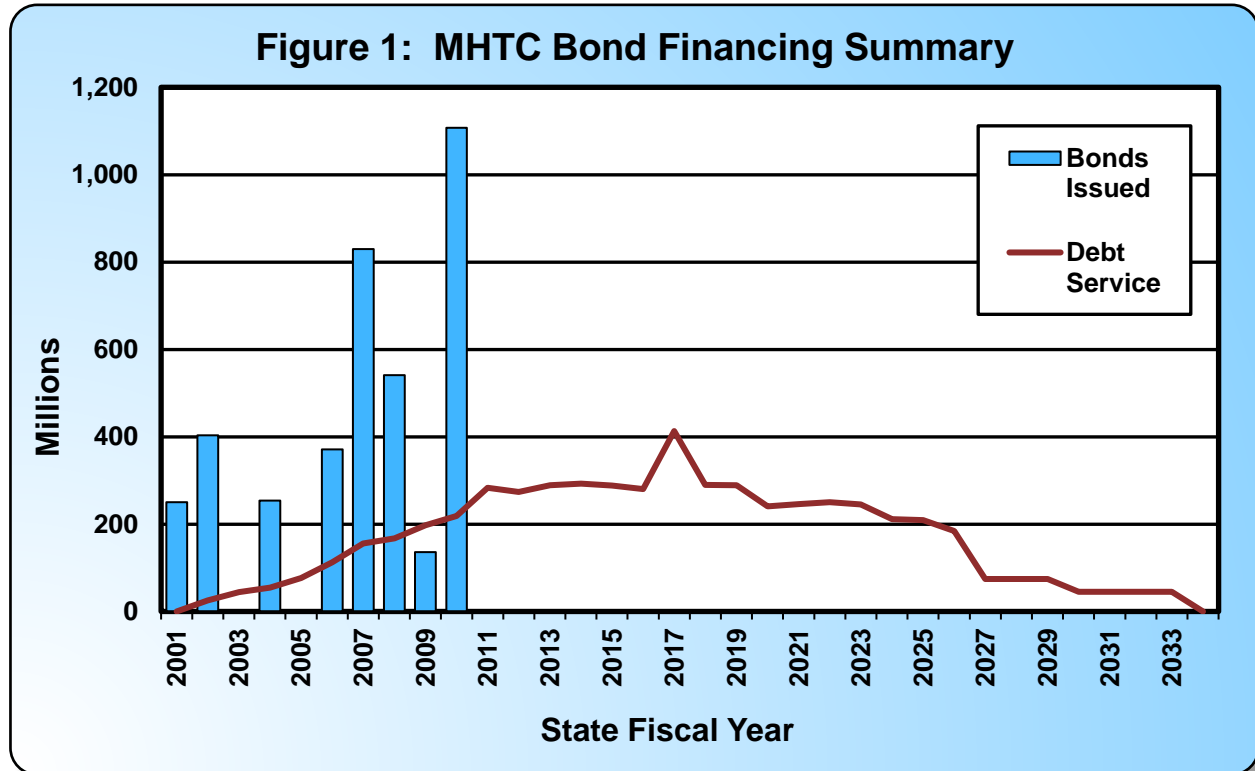
The state **General Revenue Fund** provides less than 1 percent of transportation revenue. The Missouri General Assembly appropriates general revenue for multimodal programs (see Section 7).

Other

While not a true revenue, **bonding** is a method of financing used by the Missouri Highways and Transportation Commission (MHTC) to deliver needed transportation improvements. Statutory authority was established in May 2000 for the MHTC to begin borrowing money, now called senior lien bonds. The **senior lien** bonds were limited to a total issuance of not more than \$2.25 billion. The lien was closed after \$907 million was issued from 2001 to 2004. The MHTC will issue no additional bonds under this lien. Bonding is not a source of funding; it is a method of financing. It is debt that must be repaid along with interest payments.

In November 2004, Constitutional **Amendment 3** was approved by Missouri voters. Amendment 3 redirects motor vehicle sales taxes to transportation. In accordance with this constitutional change, MoDOT borrowed money and dedicated the funds to the *Smoother, Safer, Sooner* program. The Amendment 3 revenues are used for principal and interest payments on Amendment 3 debt. MoDOT borrowed \$2 billion authorized by Amendment 3.

In fiscal year 2009, MoDOT borrowed \$143 million for a portion of the new Interstate 64, a design-build project in the St. Louis region. For the first time, MoDOT secured bonds primarily with federal funds, rather than state funds. These bonds are called Federal Reimbursement or **Grant Anticipation Revenue Vehicle (GARVEE)** bonds. In fiscal year 2010, MoDOT borrowed \$100 million additional GARVEE bonds for the new Mississippi River Bridge project and \$685 million for the Safe and Sound Bridge Improvement Program. The GARVEE principal and interest is scheduled to be repaid through state fiscal year 2033. MoDOT sold \$928 million of GARVEE bonds. See Figure 1 for a summary of the MHTC bond financing program. The summary includes calling \$118 million of bonds in 2017, which provides interest savings of \$29 million.



Along with federal and state revenue, **existing cash balances** are used each year to remain fiscally constrained. The existing cash balances are made up of federal and state revenue in the State Road Fund, State Highways and Transportation Department Fund, and the State Road Bond Fund. These funds are considered available for funding highway and bridge construction projects.

Expenditures

Missouri's Constitution dictates a portion of state transportation revenues can be appropriated by the General Assembly to **other state agencies**. Appropriations are limited to (1) the Missouri State Highway Patrol (MSHP) to administer and enforce motor vehicle laws and (2) the Missouri Department of Revenue (DOR) to cover the cost of collection. DOR is entitled to the actual cost of collection not

to exceed 3 percent of revenues collected. Approximately 92 percent of these expenditures are appropriated to the MSHP, and the remaining 8 percent is appropriated to the DOR. These costs are approximately 12 percent of transportation expenditures.

The state constitution also dictates that **debt service**, which is principal and interest payments on any outstanding state road bonds, must be paid prior to funding MoDOT operations and STIP costs. MoDOT borrowed \$3.8 billion during state fiscal years 2001 to 2010. The final payment for this debt is scheduled in state fiscal year 2033. These costs are approximately 9 percent of transportation expenditures. See Figure 1, Section 5-4 for a summary of the MHTC bond financing program.

Administration includes activities such as financial planning, accounting, human resources, communications, governmental relations and legal services. The dollars associated with administering self-insurance plans and contributions to retiree medical plans are included in this disbursement category. Administration is approximately 2 percent of transportation expenditures.

System Management includes maintenance, traffic, highway safety and motor carrier services. Maintenance and traffic costs, approximately 93 percent of system management costs, include funding for activities such as snow removal, signing, striping, litter control, mowing, maintaining roadsides and rest areas, completing routine road and bridge repairs, repairing guardrail and median guard cable, and traffic signal operations. The Highway Safety and Traffic Division, approximately 6 percent of system management costs, implements programs addressing behavioral traffic safety issues. Emphasis areas include high-risk drivers, serious crash types and vulnerable roadway users. Safety strategies include enforcement (manpower, training and equipment), education (promotional materials, campaigns and educational/awareness programs) and engineering (data collection/evaluation and high accident location assessments). Division staff works with safety advocates statewide to implement the Motor Carrier Safety Assistance Plan and Missouri Blueprint for Safer Roadways to reduce traffic crashes, prevent serious injuries and save lives. This category includes the Highway Safety Program, Motor Carrier Safety Assistance Program, and Motorcycle Safety Trust Fund. The Motor Carrier Services Division, approximately 1 percent of system management costs, is the one-stop shop for commercial vehicle licensing and permits, and works with commercial vehicle safety and compliance. Commercial vehicles include trucks, tractor-trailers, buses, limousines and other vehicles that transport property, passengers or hazardous materials. System management costs are approximately 21 percent of transportation expenditures.

MoDOT's continued investment in the **fleet, facilities and information systems** infrastructure is necessary to support the system management and construction programs. Annual costs to maintain MoDOT's fleet, facilities and information systems are included in this disbursement category. These costs are approximately 3 percent of transportation expenditures.

The **Multimodal** Division works with cities, counties and regional authorities to plan improvements for public transit, railroad, aviation, waterway facilities and freight development in Missouri. These costs are approximately 4 percent of transportation expenditures. See Section 7 for further information on Multimodal Operations.

The **construction program operating costs** are costs associated with implementing MoDOT's construction program which primarily includes in-house preliminary engineering, construction engineering and right of way incidentals as identified in Sections 3 and 4.

These costs are approximately 5 percent of the transportation expenditures. All remaining revenues are made available for the **highway and bridge construction program**. This category encompasses payments to contractors for construction projects, right of way purchases, consultant engineering, utility relocations and federal funding for local governments that passes through MoDOT's budget. Contractor payments encompass the majority of construction program expenditures. Contractor payments, right of way purchases, consultant engineering, utility relocations and federal pass through payments are approximately 44 percent of the transportation expenditures.

Sections 5-1 through 5-6 describe the overview of all revenue and expenditures for the Missouri Department of Transportation, which includes the Highway and Bridge Construction Program, Multimodal and Highway Safety. The remaining Sections contain only projections of future revenue and expenditures for the Highway and Bridge Construction Program. Highway Safety programs not intended for road improvements are included in Section 6. Multimodal programs are included in Section 7.

Projections of future revenues and expenditures for the Highway and Bridge Construction Program as determined by cash flow analysis

The following provides a description of each revenue and expenditure category and how they are projected.

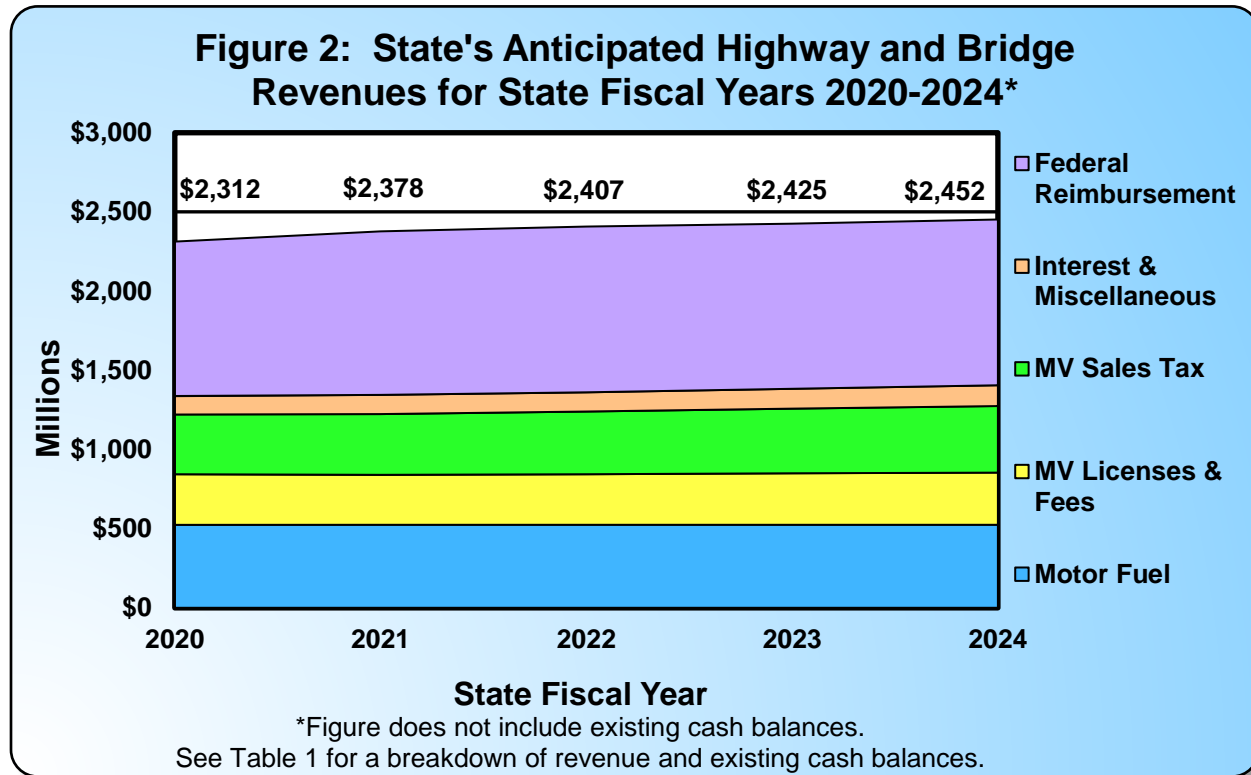
Revenue

- Federal reimbursements
 - Annual obligation authority reaches \$1,029 million in 2020 and will remain the same through 2024. Obligation authority is estimated to be 98 percent of apportionments. Obligation authority is a restriction or “ceiling” on the amount of federal assistance that can be programmed to projects (obligated) during a specific time period. It is a statutory budgetary control that does not affect the apportionment or allocation of funds. Rather, it controls the rate at which the funds may be used.
 - MoDOT estimates \$974 million of federal reimbursements in fiscal year 2020, increasing to \$1,046 million in fiscal year 2024.
 - Additional detail regarding federal funding starts on Section 5-17.
- Motor fuel taxes
 - Projections are based on historical data and gasoline and diesel consumption projections from the U.S. Energy Information Administration's Annual Energy Outlook 2018 (AEO 2018) for the region (region includes: ND, SD, NE, KS, MO, IA, and MN).

- In fiscal year 2020, MoDOT estimates \$524 million of motor fuel tax receipts, growing to \$526 million in 2021, and then remaining flat, as we expect Missourians will drive more, but they will turn to more fuel-efficient vehicles due to Corporate Average Fuel Economy (CAFE) standards that reduce energy consumption by increasing the fuel economy of vehicles. While good for the environment, these actions erode motor fuel tax revenues.
- Motor vehicle & driver licensing fees
 - Projections are based on historical data, estimates of the population over the age of sixteen from the AEO 2018 and driver licensing renewal data from the Department of Revenue.
 - In fiscal year 2020, MoDOT estimates \$320 million of motor vehicle and driver licensing fee receipts, growing to \$329 million in fiscal year 2024, an annual growth rate of 1.75 percent.
- Motor vehicle sales tax
 - Projections are based on historical data, real disposable income estimates from the AEO 2018 and market impacts attributable to steel and aluminum tariffs on auto manufacturing.
 - In fiscal year 2020, MoDOT estimates \$377 million of motor vehicle sales tax receipts, growing to \$420 million in fiscal year 2024, an annual growth rate of 2.0 percent through 2021 and 3.0 percent thereafter.
- Interest and Miscellaneous Revenue
 - Projections are based on 1.9 percent earnings rate for interest revenue and historic receipts for miscellaneous revenue.
 - MoDOT estimates \$117 million of interest earned on invested funds and other miscellaneous receipts in fiscal year 2020 will increase to \$131 million in fiscal year 2024 due to funding increases for the Cost Share program. This category includes construction project cost reimbursements from local governments and other states.
- Bond proceeds
 - No new issuances have been included in fiscal years 2020-2024.

Total revenue

The stability and predictability of future transportation revenues is subject to many variables; however, using the U.S. Energy Information Administration's projections, Figure 2, Section 5-8 provides an estimate of Missouri's transportation revenues for state fiscal years 2020 through 2024. As shown in Figure 2, estimated revenue increases from \$2.3 billion in state fiscal year 2020 to \$2.5 billion in state fiscal year 2024, primarily because of motor vehicle sales taxes and federal reimbursements. See Table 1, Section 5-11 for a breakdown of revenue.



Expenditures

- Other State Agencies
 - Projections are based on historical amounts with an annual growth rate assumption of 2.0 percent.
 - In fiscal year 2020, MoDOT estimates \$286 million of other state agency expenditures, growing to \$310 million in fiscal year 2024.
- Debt Service
 - Projections are based on the repayment of outstanding state road bonds.
 - Amounts do not include capital or operating lease payments.

- In fiscal year 2020, MoDOT estimates \$241 million of debt service expenditures, decreasing to \$210 million in fiscal year 2024.
- Operating Costs (includes Administration; System Management; Fleet, Facilities and Information Systems; Multimodal; and Construction Program Operating costs)
 - Projections are based on the fiscal year 2019 budget and fiscal year 2020 appropriations request; the personal service and fringe benefits growth rate assumption is based on the Commission-Approved Pay Strategy and the Emergency Operations Stabilization and Market Adjustment; an additional \$5 million each year for expense and equipment, not cumulative starting in 2023; and an additional \$7 million each year for expense and equipment, not cumulative, starting in 2020 based on the Fleet Team's analysis.
 - In fiscal year 2020, MoDOT estimates \$779 million of operating expenditures, growing to \$828 million in fiscal year 2024, an average annual growth rate of 1.5 percent.
- Construction Program expenditures
 - Projections are based on a cash flow model that calculates payment schedules of MoDOT's active and future construction projects as provided in Section 4 of the STIP.
 - Contractor payments, right of way purchases, consultant engineering, accelerated program payments, suballocated federal funding for local governments and utility relocation costs are included.
 - In fiscal year 2020, MoDOT estimates \$1,057 million of construction program disbursements that grow to \$1,111 million in fiscal year 2024, an average annual growth rate of 1.5 percent. See Table 1, Section 5-11 for further details on the Construction program expenditures.

Total expenditures

Consistent with future transportation revenues, future transportation expenditures are also subject to many variables; however, using historical trends and various economic indicators, Figure 3, Section 5-10 provides an estimate of Missouri's transportation expenditures for state fiscal years 2020 through 2024. As shown in Figure 3, estimated transportation expenditures (including costs associated with state advance construction projects, see Section 5-18 through 5-20 for further discussion on state advance construction projects), will grow from \$2.4 billion in fiscal year 2020 to \$2.5 billion in fiscal year 2024.

From fiscal years 2020-2024, total expenditures exceed total revenue by \$357 million, which is offset by projected cash balances totaling approximately \$677 million available at the beginning of fiscal year 2020. The construction expenditures are derived from the cash flow analysis on the 2020-2024 Highway and Bridge Construction Schedule (Section 4). Assumptions for the construction program expenditures are in the next subsection. The remaining expenditures are expected to have inflationary growth as outlined above. See Table 1 in Section 5-11 below for a breakdown of expenditures by each budget category.

Missouri's Statewide Transportation Improvement Program (STIP) includes a five-year plan of highway and bridge construction projects, which is financially constrained for each fiscal year. Table 1 provides the cash flow analysis summary for the fiscal year 2020-2024 STIP. An adequate cash flow balance is maintained as determined by projected monthly cash balances in any given year. MoDOT maintains at least a \$250 million cash balance based on debt covenants and cash reserve to manage revenue and expenditure fluctuations. The amounts only include revenues and disbursements dedicated to highways and bridges since Multimodal and a portion of Highway Safety funding cannot be included in the minimum cash balance.

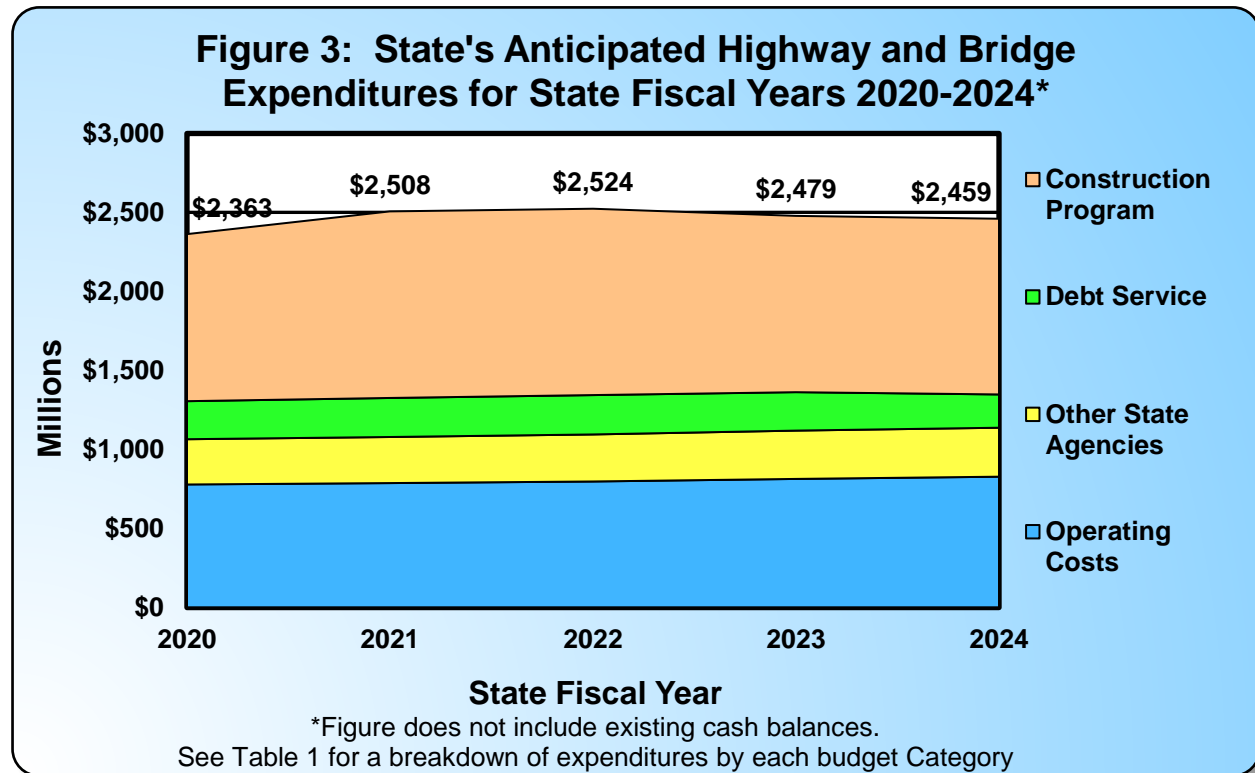


Table 1: MoDOT Construction Cash Flow Projections for Roads and Bridges for Fiscal Years 2020-2024

Dollars in Millions													
Additions to Cash Balance							Subtractions from Cash Balance						
Fiscal Year	Beginning Cash Balance	Federal Reimbursement*	Motor Fuel Tax Revenue	Motor Vehicle & Drivers Licensing Revenue	Motor Vehicle Sales Tax Revenue	Interest and Misc. Revenue	Other State Agencies	Debt Service	Administration	System Management	Fleet, Facilities and Information Systems	Total Construction Disburse**	Ending Cash Balance
2020	\$677.2	\$974.3	\$524.3	\$319.8	\$376.9	\$116.9	\$286.4	\$240.7	\$60.2	\$498.4	\$89.2	\$1,187.8	\$626.7
2021	\$626.7	\$1,034.1	\$525.6	\$314.5	\$384.4	\$119.4	\$292.1	\$246.0	\$59.5	\$504.5	\$89.7	\$1,315.6	\$497.3
2022	\$497.3	\$1,045.1	\$525.6	\$318.2	\$395.9	\$122.2	\$298.0	\$250.1	\$61.2	\$509.9	\$90.1	\$1,314.3	\$380.7
2023	\$380.7	\$1,042.0	\$525.6	\$323.7	\$407.8	\$126.2	\$303.9	\$244.7	\$63.7	\$516.9	\$90.6	\$1,258.7	\$327.5
2024	\$327.5	\$1,046.2	\$525.6	\$329.4	\$420.1	\$131.1	\$310.0	\$210.5	\$65.8	\$524.3	\$91.2	\$1,257.7	\$320.4

*Includes regular federal funds, federal advance construction conversions and sub-allocated pass-through funds to local governments.

** Includes engineering, payments (see Section 4) and sub-allocated funds to local governments. See Table 2, Section 5-12 (blue line) for further analysis.

Construction Program

The anticipated expenditures for active construction projects awarded in prior fiscal years and the future construction projects programmed in the STIP, as provided in Section 4, are summarized in the following discussion. For example, a construction contract awarded today can result in contractor payments over multiple years as the project is completed. The future award amount assumptions and the contractor payments assumptions resulting from the cash flow analysis are summarized in Table 2. Other expenditures are included in the Highway and Bridge Construction Program in addition to awards. These other expenditures include utility relocation payments, right of way payments, MoDOT and consultant engineering, and accelerated program payments, as well as suballocated federal dollars that pass through MoDOT to local governments. The Total Construction Disbursements in Table 2 below (blue line) match the Construction Disbursements from Table 1 in Section 5-11 (blue column).

Table 2: STIP construction awards versus contractor payments

How we budget for STIP projects (dollars in millions)							
	Award	FY20	FY21	FY22	FY23	FY24	Future FY
Prior FY Remaining Balance	\$712.4	\$448.4	\$264.0	-	-	-	-
FY20	\$1,070.0	\$374.5	\$374.5	\$321.0	-	-	-
FY21	\$900.0	-	\$315.0	\$315.0	\$270.0	-	-
FY22	\$900.0	-	-	\$315.0	\$315.0	\$270.0	-
FY23	\$875.0	-	-	-	\$306.3	\$306.3	\$262.4
FY24	\$875.0	-	-	-	-	\$306.2	\$568.8
Contractor Payments:		\$822.9	\$953.5	\$951.0	\$891.3	\$882.5	
Utility Relocation Payments		\$5.0	\$5.0	\$5.0	\$5.0	\$5.0	
Right of Way Payments		\$10.0	\$10.0	\$10.0	\$10.0	\$10.0	
MoDOT and Consultant Engineering		\$176.0	\$173.7	\$175.8	\$183.7	\$186.7	
Federal Pass Through *		\$159.5	\$159.5	\$159.5	\$159.5	\$159.5	
Payments** (see Section 4)		\$14.4	\$13.9	\$13.0	\$9.2	\$14.0	
Total Construction Disbursements		\$1,187.8	\$1,315.6	\$1,314.3	\$1,258.7	\$1,257.7	

* Federal transportation dollars paid directly to local public agencies.

** Payments include dollars to be paid back for accelerating a project or payments to others. Payments do not include GARVEE debt service payments.

Table 3 summarizes the total available funding for the highway and bridge construction program for state fiscal years 2020-2024 based on cash flow projections. These amounts do not include sub-allocated federal funds since they are administered by local governments.

Table 3: Highway and Bridge Construction Funding Summary

Dollars in Millions

State Fiscal Year	2020	2021	2022	2023	2024	Total
Available for Awards	\$1,070.0	\$900.0	\$900.0	\$875.0	\$875.0	\$4,620.0
Available for Right of Way, Utilities, etc.	\$15.0	\$15.0	\$15.0	\$15.0	\$15.0	\$75.0
Available for Payments (see Section 4)	\$78.9	\$78.5	\$77.6	\$73.9	\$78.5	\$387.4
Available for Engineering	\$176.0	\$173.7	\$175.8	\$183.7	\$186.7	\$895.9
Total Available	\$1,339.9	\$1,167.2	\$1,168.4	\$1,147.6	\$1,155.2	\$5,978.3

Table 4, Section 5-14 summarizes the programmed levels for state fiscal years 2020-2024. For State Fiscal Year 2016, 2017, and 2018, projects on a statewide basis were awarded for an average of 8.6 percent less than the programmed amount. Every year, project estimates are reviewed and updated based on the latest available cost and project data, but awards continue to be less than the programmed amounts. In anticipation of award savings in State Fiscal Year 2020, an additional amount of up to 8 percent (\$93 million) is made available for programming. This allows for more effective planning, shortens the time it takes to deliver projects and minimizes changes to the STIP during the year. If the bidding climate changes substantially and these funds fail to materialize, MoDOT will take action in order to maintain fiscal constraint. State Fiscal Years 2023 and 2024 are purposefully under programmed in order to accommodate unforeseen changes. Table 4 includes adjustments for additional funding from the Focus on Bridges program and partnering agencies above what is assumed in the financial forecast and funding distribution for State Fiscal Year 2020. Table 4 also includes an adjustment for projects delayed from State Fiscal Year 2019 to 2020.

Table 4: Highway and Bridge Construction Program Summary

Dollars in Millions

State Fiscal Year	2020	2021	2022	2023	2024	Total
Total Programmed	\$1,530.8	\$1,089.6	\$999.3	\$403.4	\$317.0	\$4,337.3
Less Programmed for Engineering	\$193.6	\$106.2	\$75.1	\$23.0	\$11.7	\$409.4
Less Programmed for Right of Way, Utilities, etc.	\$46.9	\$18.2	\$11.7	\$3.3	\$0.1	\$80.2
Less Programmed for Payments	\$92.7	\$87.6	\$87.6	\$76.1	\$76.1	\$420.1
Programmed for Awards	\$1,197.6	\$877.6	\$824.9	\$301.0	\$229.1	\$3,427.6
Less Remaining SFY 2019 Capacity	\$0.0	\$0.0	\$0.0	\$0.0	\$0.0	\$0.0
Less Focus on Bridges Funding	\$50.0	\$0.0	\$0.0	\$0.0	\$0.0	\$50.0
Less Reasonably Available due to Award Savings*	\$93.0	\$0.0	\$0.0	\$0.0	\$0.0	\$93.0
Less Additional Funding From Others	\$20.4	\$0.0	\$0.0	\$0.0	\$0.0	\$20.4
Less Delayed RW and Payments from SFY 2019	\$18.8	\$0.0	\$0.0	\$0.0	\$0.0	\$18.8
Awards Anticipated with Funding Projected	\$1,015.4	\$877.6	\$824.9	\$301.0	\$229.1	\$3,245.4
* If the cumulative award amount is in excess of the cumulative amount programmed after the last letting of SFY 2020, MoDOT will delay SFY 2020 projects to outer years of the STIP and/or utilize the MoDOT available cash balance (demonstrated on Table 1, Section 5-11) funding to ensure fiscal constraint.						

Funding Distribution

The Missouri Highways and Transportation Commission approved a funding distribution method in January 2003. It was developed with extensive public involvement and is consistent with MoDOT's Mission, Values and Tangible Results. Various modifications were approved in 2004, 2006, 2011 and 2012.

A modification in February 2016 resulted in several changes:

- Increased the Safety Program from \$25 million to \$35 million, of which \$3 million is set aside for a Statewide Safety Program.
- Eliminated the Major Projects and Emerging Needs category. All remaining funds now flow to the Flexible category.
- Allocated half of the Transportation Alternatives funds for MoDOT use for ADA transition plan compliance.
- Revised Multimodal funding to include federal funds.
- Released unallocated SFY 2018 Cost Share funds for district use.

A modification in January 2017 resulted in several changes:

- Reactivated the suspended Cost Share program, at \$10 million in 2018, \$15 million in 2019 and \$25 million in each year, thereafter.
- Created the Asset Management Deficit Program, at \$10 million per year, starting in 2018. The Asset Management Deficit Program allocates funds to districts to help meet MoDOT's asset management goals.

A modification in January 2018 resulted in a couple changes:

- Increased funding for the Cost Share Program to \$30 million in fiscal year 2021, \$35 million in 2022, \$40 million in 2023, \$45 million in 2024 and annually thereafter.
- Beginning in fiscal year 2021, distribute the current \$32 million of district-distributed safety funds based on a three-year average of the number of fatalities and serious injuries on the state highway system.

A modification in February 2019 resulted in several changes:

- Create the Asset Management category that will replace the TCOS category in fiscal year 2022. The allocation will be based on needs identified in MoDOT's Asset Management Plan.
- Create the Major Bridge category that will replace the Statewide Interstate and Major Bridge Program in fiscal year 2022.
- Create the System Improvement category that will replace the Flexible Funds category in fiscal year 2022.
- Create a deduction for engineering; eliminate the Asset Management Deficit Program.

The following steps outline the distribution of funds for the Highway and Bridge Construction Program.

Of the total funds available for awards, right of way, utilities, payments, and engineering, including federally earmarked funds:

Step 1: Deduct federally sub-allocated pass-through funds designated for specific purposes (amount varies). This includes the following: the Off-System Bridge Replacement and Rehabilitation Program for county bridges, the Urban Surface Transportation Program for large city transportation improvements, the Congestion Mitigation and Air Quality Program for air quality improvements in the St. Louis and Kansas City regions, the Transportation Alternatives Program for regional improvements, the Recreational Trails program, the Rail/Highway Crossing Program, the Highway Planning & Research Program, and the Metropolitan Planning Program. Additional information about these programs may be found in Section 6.

Step 2: Deduct state and federal funding for other transportation modes (aviation, railways, transit and waterways) (amount varies). This funding cannot be used for roads and bridges.

Step 3: Deduct the repayment of borrowed funds for projects accelerated through bond financing (amount varies). Excludes GARVEE bonds.

Step 4: Beginning in Fiscal Year 2022, deduct engineering budget.

Step 5: Deduct funding for specific funding sources (amount varies). This includes categories such as Statewide Transportation Alternatives funds, Open Container safety funds, and other uniquely distributed funds.

Step 6: Deduct funding for the Cost Share Program (amount varies). Beginning in 2020, deduct \$25 million, \$30 million in 2021, \$35 million in 2022, \$40 million in 2023, \$45 million in 2024 and \$45 in each year thereafter.

Step 7: Deduct funding contributed by Partnering Agencies (amount varies). These are funds dedicated to specific projects such as a city's portion of a cost share or cost participation project.

Step 8: Deduct funding for project savings and adjustments (amount varies). Savings or over-runs are credited or debited to specific districts or programs. Adjustments for certain types of planning studies are debited from specific districts.

Of the remaining funds available for road and bridge improvements:

Step 1: In Fiscal Years 2020 and 2021, allocate \$35 million for Safety Projects. Distribute \$32 million in fiscal year 2020 based on three-year average crash rate. Distribute \$32 million in fiscal year 2021 based on a three-year average of the number of fatalities and serious injuries on the state highway system. Allocate \$3 million for statewide safety initiatives.

Beginning in Fiscal Year 2022 and every year thereafter, allocate \$29 million for Safety Projects. Distribute \$27 million based on a three-year average of the number of fatalities and serious injuries on the state highway system. Allocate \$2 million for statewide safety initiatives.

Step 2: Allocate \$435 million to Taking Care of the System, for Fiscal Years 2020 and 2021, divided as follows:
\$125 million for Interstates/Major Bridges.
\$310 million for remaining Taking Care of System

Distribution based on a formula that averages:

- Percent of total Vehicles Miles Traveled (VMT) on the National Highway System and remaining arterials.
- Percent of square feet of state bridge deck on the total state system.
- Percent of total lane miles of National Highway System and remaining arterials.

Beginning in fiscal year 2022 and every year thereafter, establish an Asset Management funding category. The category allocation amount is based on needs identified in MoDOT's Asset Management Plan and will be reviewed and updated, if necessary, annually. These amounts will include inflation consistent with MoDOT's Asset Management Plan. The allocation is distributed as follows:

- Major Bridges (bridges 1000 feet or greater in length)
- Asset Management – Remaining asset management total distributed based on formulas that average:
 - Percent of total Vehicles Miles Traveled (VMT) on the National Highway System and remaining arterials.
 - Percent of square feet of typical state bridge deck (bridges less than 1000 feet in length) on the total state system.
 - Percent of total lane miles of National Highway System and remaining arterials.

Step 3: In Fiscal Years 2020 and 2021, allocate remaining funds to Flexible Funds that can be used for safety, taking care of the system or major project type of work.

Distribution based on the average of:

- Percent of total population.
- Percent of total employment.
- Percent of total VMT on the National Highway System and remaining arterials.

Beginning in Fiscal Year 2022 and every year thereafter, allocate remaining funds to System Improvements. Funds must be first used to meet asset management goals, and then remaining funds may be used for other priorities.

Distribution based on the average of:

- Percent of total population.
- Percent of total employment.
- Percent of total VMT on the National Highway System and remaining arterials.

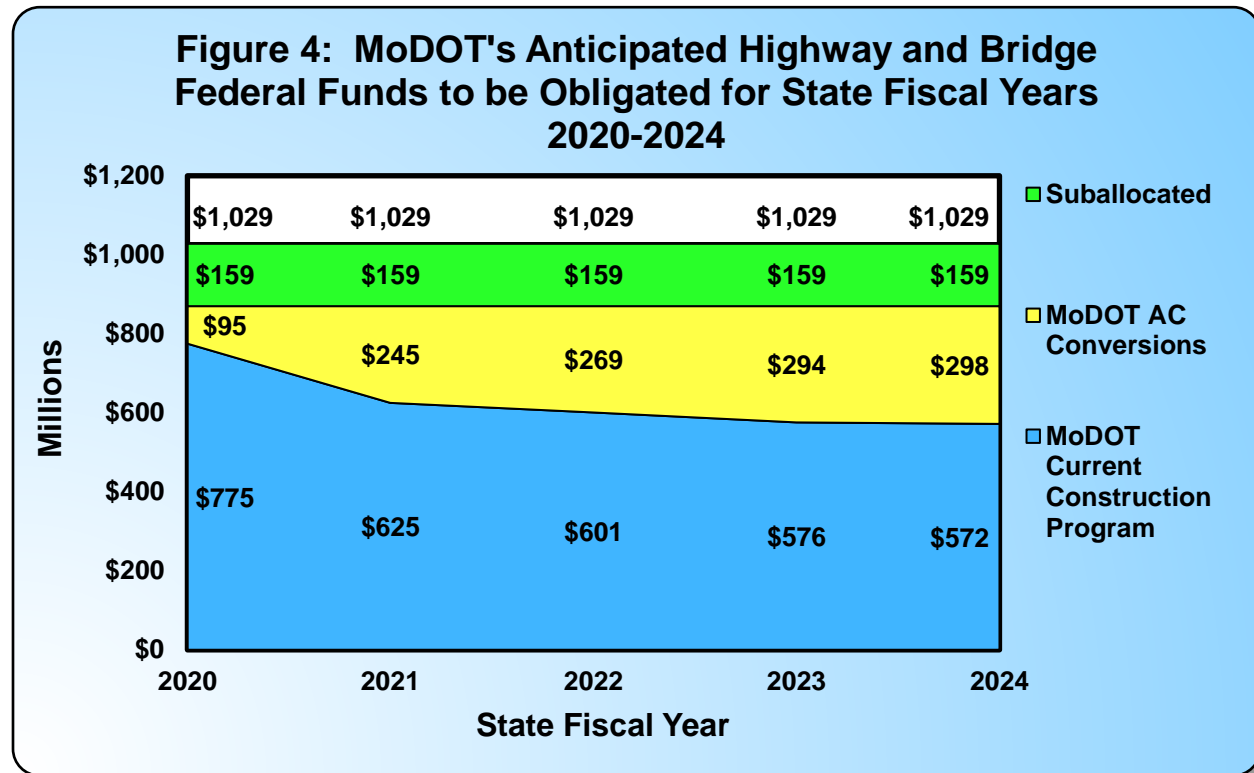
Federal Funding

The Fixing America's Surface Transportation (FAST) Act is five-year legislation to improve the Nation's surface transportation infrastructure, including our roads, bridges, transit systems, and rail transportation network. The bill reforms and strengthens transportation programs, refocuses on national priorities, provides long-term certainty and more flexibility for states and local governments, streamlines project approval processes, and maintains a strong commitment to safety.

Congress passed the FAST Act and it was signed into law by the President on December 4, 2015.

From Fiscal Year 2016 to Fiscal Year 2020, Missouri is estimated to receive an average of about \$1 billion in federal transportation dollars per year, which represents an increase of 9.8 percent over the previous federal bill – MAP 21.

Our forecasted federal revenue is based on our anticipated annual obligation limitation, which is the annual funding made available through the appropriations bill rather than the funding authorized in the surface transportation act. Federal funding for the 2020-2024 STIP will be obligated for the following (1) suballocated funding that flows through MoDOT to local governments, (2) converting advance construction projects and (3) current construction program. First, suballocated federal funds will pass through MoDOT to local governments. Second, MoDOT will convert advance construction projects to regular federal funds (see Sections 5-18 through 5-20 for further information on advance construction). Lastly, any remaining federal funding will be available for the current construction program. See Figure 4, Section 5-18 for federal obligation authority assumptions used for the 2020-2024 STIP.



Advance Construction (AC)

MoDOT uses a federal funding tool called advance construction to maximize the receipt of federal funds and provide greater flexibility/efficiency in matching federal aid categories to individual projects. Advance Construction (AC) is an innovative financing technique, which allows states to initiate a project using non-federal funds, while preserving eligibility for future federal aid. Eligibility means the Federal Highway Administration (FHWA) has determined the project qualifies for federal aid; however, no present or future federal aid is committed to the project. States may convert the project to regular federal aid provided federal aid is available for the project. AC does not provide additional federal funding, but simply changes the timing of receipts by allowing states to construct projects with state or local money and seek federal aid reimbursement in the future.

MoDOT began using AC in 1992 and will continue to use it in future years. MoDOT generally utilizes AC for National Highway Performance Program (NHPP) and Surface Transportation Block Grant Program (STBG) projects or when sufficient obligation limitation is not available.

MoDOT anticipates sufficient revenue exists to cover new AC projects, as shown in Table 1, Section 5-11. Funding sources include existing cash balances, state motor fuel, motor vehicle sales tax and motor vehicle licensing and fees revenue, federal reimbursement (includes conversion of AC), interest and miscellaneous revenue as shown in Figure 2, Section 5-8.

Table 5, Section 5-19, provides MoDOT's AC forecast, which shows the projected balance at the end of each fiscal year. Generally, state funds pay for new AC project expenditures until federal aid is available. Once federal aid is available, the projects are converted to federal funds and previous state expenditures are reimbursed. The oldest projects are converted first, if possible, to maximize federal aid reimbursement. Which projects are converted also depends on what federal funds are made available. The AC balance is driven by the relationship between available federal funds and the construction program. For example, if available federal funds are more than the size of the construction program, the AC balance will decrease. The amounts in Table 5 are based on MoDOT's AC forecast. Also included in Table 5 are AC conversions of projects from prior STIPs. The amounts are subject to change based on future federal apportionment amounts and categories.

Table 5: MoDOT's Advance Construction Forecast Estimates

Dollars in Millions

State Fiscal Year	2020	2021	2022	2023	2024
Beginning AC Balance*	\$95	\$245	\$269	\$294	\$298
Plus: New AC Projects (incl. Unprogrammed)**	\$245	\$269	\$294	\$298	\$303
AC Subtotal	\$340	\$514	\$563	\$592	\$601
Less: AC Conversions (prior STIP projects)	\$95	\$0	\$0	\$0	\$0
Less: AC Conversions (incl. Unprogrammed)**	\$0	\$245	\$269	\$294	\$298
Estimated Ending AC Balance	\$245	\$269	\$294	\$298	\$303
The timing on the distribution of obligation limitation and August Redistribution and the availability of federal funding categories may impact projects programmed as AC-State and Federal Program funds at the time of federal authorization. MoDOT anticipates sufficient revenues exist to cover these differences at the time of federal authorization, as shown in Table 1, Section 5-11. Funding sources include existing cash balances, state motor fuel, motor vehicle sales tax and motor vehicle licensing and fees revenue, federal reimbursement (includes conversion of AC), interest and miscellaneous revenue as shown in Figure 2, Section 5-8.					

*Estimated Beginning AC Balance

**Additional projects will be programmed in outer years of the STIP

This STIP does not contain a listing of partial AC projects, as previous STIPs have. Projects will be wholly federal funded, AC, or state funded.

The chart below is the Federal Funds Supplement. The Federal Funds Supplement compares the projected available federal funds, by category, with the proposed programmed use of federal funds.

Federal Funds Supplement
(dollars in millions)

Table 6

Federal Funding Categories - Apportionment Levels³

	Balances	Apportionment	2020 ¹	2021 ²	2022 ²	2023 ²	2024 ²
NHPP	\$549.0	\$582.5	\$1,131.5	\$967.1	\$1,094.3	\$1,230.1	\$1,668.7
STBG	\$178.5	\$188.1	\$366.6	\$478.0	\$635.6	\$810.8	\$992.1
HSIP	\$3.3	\$59.6	\$62.9	\$75.1	\$92.5	\$121.9	\$143.0
NHFP	\$28.4	\$32.5	\$60.9	\$69.0	\$79.2	\$96.6	\$128.1
Total	\$759.2	\$862.7	\$1,621.9	\$1,589.2	\$1,901.6	\$2,259.5	\$2,932.0

Table 7

Federal Funding Categories - Program Levels³

	2020	2021	2022	2023	2024
NHPP	\$746.9	\$455.3	\$446.7	\$143.9	\$73.4
STBG	\$76.6	\$30.5	\$12.9	\$6.8	\$3.0
HSIP	\$47.4	\$42.2	\$30.2	\$38.5	\$14.4
NHFP	\$24.5	\$22.3	\$15.1	\$1.0	\$0.0
Total	\$895.4	\$550.3	\$504.9	\$190.2	\$90.8

¹Includes federal category balances as of May 9, 2019.

²Includes previous years available balances (apportionment less program) plus current year estimated apportionment (Assumes a 2.4 percent growth from previous years apportionment amount for 2020 and remains flat for subsequent years).

³Apportionments are subject to annual obligation limitation. Obligation limitations (authority) is estimated to be 98 percent of apportionments. Obligation limitation is the annual funding made available through the appropriations bill. Section 5-6 of the STIP provides the additional information regarding the obligation limitation available for programming. Table 6 and Table 7 reflect only MoDOT's share of apportionments and obligation limitation, Local Program funding has been removed. Table 6 reflects apportionment funds available to be applied to the projects programmed in the STIP. Table 7 provides a summary of the projects programmed in the STIP by federal category and is representative of the available obligation limitation.

Figure 4, Section 5-19 does not include August Redistribution.

Section 6 – Federal Programs

Introduction

On December 4, 2015, the President signed into law the Fixing America's Surface Transportation (FAST) Act, which authorizes the federal surface transportation programs for highways, highway safety, transit and rail for the five-year period from 2016 through 2020.

The "Special Programs" portion of this section includes some of the more unique federal programs.

The "Sub-Allocated Programs" portion of this section includes programs which provide federal transportation funds for cities and counties. Funding for some of these programs are subject to future Commission action.

Special Programs

The following special programs were established, replaced, or continued in FAST:

Disadvantaged Business Enterprise Program

FAST provides funding for Disadvantaged Business Enterprise programs. Missouri receives approximately \$300,000 annually for this program.

On the Job Training Program

FAST provides funding for On The Job Training activities. Missouri receives approximately \$200,000 annually for this program.

Non-State System Bridge Inspection Program

Federal law mandates that bridges must be inspected on a periodic basis. Missouri uses approximately \$1.5 million of Surface Transportation Block Grant funds annually for non-state system bridge inspections.

State System Bridge Inspection Program

Federal law mandates that bridges must be inspected on a periodic basis. Missouri uses approximately \$3 million in performance of these inspections on the state system.

Narrative Cost Allocation Plan - Local Program Oversight and Administration

Federal regulations require state departments of transportation to provide the necessary oversight and administration for sub-allocated programs. The Missouri Department of Transportation (MoDOT) administers the local public agency (LPA) program for cities and

counties. A considerable amount of state resources are used to administer the LPA program. MoDOT estimates it costs \$3.5 million annually to administer the LPA program. Recent guidance provides recipients of federal funds the ability to use a Narrative Cost Allocation Methodology to seek reimbursement for indirect costs associated with administering the federal-aid program. MoDOT will establish a federal project for costs to monitor and oversee the local program and projects administered by local public agencies.

Narrative Cost Allocation Plan – State Program – General Design Activities

Federal regulations require state departments of transportation provide the necessary oversight and administration on delivering projects programmed in its Statewide Transportation Improvement Program (STIP.) A considerable amount of state resources are used by the Design Division in administering projects as they move through the various project phases. MoDOT estimates it costs \$3.0 million to administer the delivery of the STIP on an annual basis. Recent guidance provides recipients of federal funds the ability to use a Narrative Cost Allocation Methodology to seek reimbursement for indirect costs associated with administering the federal-aid program. MoDOT will establish a federal project for design-related costs to monitor and oversee the delivery of the STIP.

Preventive Maintenance Program

Missouri continues to work with the Federal Highway Administration (FHWA) to expand federal funding of our preventive maintenance efforts for qualifying work. These efforts will include both contract and in-house efforts which are deemed preventive maintenance or have other specific approval by FHWA. Missouri typically spends between \$100 to \$150 million per year on preventive maintenance activities. Activities we currently pursue include: striping, Intelligent Transportation Systems (ITS) maintenance, pavement repair or overlays, pavement surface treatments or surface seals, crack sealing, bridge maintenance, and drainage maintenance. We are also working on future activities to include: sign maintenance, signal maintenance, and highway lighting.

Eligible Operating Costs Program

Missouri is working with FHWA to expand federal reimbursement to eligible operating expenses of the state's transportation system. Certain components of the system require ongoing operating costs to provide continuous operation. Missouri typically spends between \$5 and \$10 million per year on operating costs related to traffic signals, highway lighting, and ITS. Operating costs include utilities, labor, administrative costs, and system maintenance costs.

Prioritization of Projects to Improve Freight Movement Program

Efficient movement of freight is critical to the economy, jobs and quality of life in Missouri. Freight movement is completely dependent on the reliability, condition, and safety of the transportation system. FAST created a new federal funding category, the National Highway Freight Program, for projects that improve the efficient movement of freight. These projects implement the strategies identified in the Missouri Freight Plan. Activities include replacement of load-posted bridges, technology to improve the

flow of freight, truck parking facilities, and geometric improvements to interchanges and ramps. The projects are included in the STIP and also identified in the Missouri Freight Plan Appendix G (see <http://www.modot.org/othertransportation/freight/FreightPlan.htm>).

Open Container Penalty Transfer

Section 154 (Open Container) penalty transfer funds are used to address system-wide safety initiatives. Funding from this program has allowed Missouri to reduce cross-median fatalities on many of the interstates with the installation of median guard cable and other safety improvements. This funding source, approximately \$17 million, will continue to be used on safety initiatives that are focused on reducing problem crash types that are identified in Missouri's Blueprint for Safety.

Transportation Investment Generating Economic Recover (TIGER) Program

FAST provides funding through a competitive application process to support projects, including multimodal and multijurisdictional projects which are difficult to fund through traditional federal programs. Successful TIGER projects leverage resources, encourage partnership, catalyze investment and growth, fill a critical void in the transportation system or provide substantial benefit to the nation, region or metropolitan area in which the project is located. <https://ops.fhwa.dot.gov/Freight/infrastructure/tiger/index.htm>

Infrastructure for Rebuilding America (INFRA) Grant Program

The INFRA program provides dedicated, discretionary federal funding for projects that address critical issues facing our nation's highways and bridges. INFRA advances a pre-existing grant program established in the FAST Act of 2015 and utilizes updated criteria to evaluate projects to align them with national and regional economic vitality goals and to leverage additional non-federal funding. Additionally, the program promotes innovative safety solutions that will improve our transportation system. Grants are awarded by the USDOT through a competitive application process. <https://www.transportation.gov/buildamerica/infragrants>

Better Utilizing Investments to Leverage Development (BUILD) Grant Program

The BUILD program provides dedicated, discretionary federal funding to invest in road, rail, transit and port projects that promise to achieve national objectives. Previously known as Transportation Investment Generating Economic Recovery, or TIGER Discretionary Grants, Congress has dedicated nearly \$7.1 billion for ten rounds of National Infrastructure Investments to fund projects that have a significant local or regional impact. In 2018, Missouri received \$65 million in BUILD grants.

<https://ops.fhwa.dot.gov/Freight/infrastructure/tiger/index.htm>

Transportation Infrastructure Finance and Innovations Act (TIFIA) Loan Program

The TIFIA program provides Federal credit assistance to nationally or regionally significant surface transportation projects, including highway, transit and rail. <https://www.transportation.gov/buildamerica/programs-services/tifia>

Surface Transportation System Funding Alternatives (STSFA) Program

The STSFA provides grant opportunities to states to demonstrate user based alternative revenue mechanisms that utilize a user fee structure to maintain the long-term solvency of the Federal Highway Trust Fund. The FAST Act provides that \$15 million in FY 2016 and \$20 million annually from FY 2017 through FY 2020 be made available for this program. In 2018, Missouri received \$1,782,500 in a STSFA grant. <https://www.fhwa.dot.gov/pressroom/fhwa1902.cfm>

Accelerated Innovation Deployment (AID) Program

The AID Demonstration program provides funding as an incentive for eligible entities to accelerate the implementation and adoption of innovation in highway transportation projects. FHWA expects approximately \$10 million to be made available for AID grants in each of fiscal years 2016 through 2020. In 2018, Missouri received four AID grants totaling \$3,220,268.

<https://www.fhwa.dot.gov/innovation/grants/projects/>

State Transportation Innovation Council (STIC) Incentive Program

The STIC Incentive program provides funding for initiatives that support or offset some of the costs of standardizing innovative practices in a state transportation agency. STIC Incentive funds may be used to develop guidance, standards and specifications; implement process changes; organize peer exchange; or offset implementation costs. STIC Incentive program provides up to \$100,000 annually per state. Missouri has received approximately \$500,000 in STIC program funds since FY 2014.

https://www.fhwa.dot.gov/innovation/stic/incentive_project/

High-Priority and Transportation Improvement Projects

The Safe, Accountable, Flexible, Efficient Transportation Equity Act: A Legacy for Users (SAFETEA-LU) included 5,091 high-priority projects and 466 transportation improvement projects nationwide specified by the U.S. Congress. Funding for these projects totaled \$14.8 billion and \$2.6 billion respectively over the five years of the federal transportation act with a specified percentage of the project funds made available each year. Funds for SAFETEA-LU projects are subject to the federally imposed guidelines for budgetary limitations, called obligation limitation. However, the obligation limitation associated with the projects does not expire. The following tables list the remaining balances for Missouri's High-Priority and Transportation Improvement projects included in SAFETEA-LU and Transportation Equity Act for the 21st Century (TEA-21) projects. Section 125 of the 2016, Section 422 of the 2017 and Section 126 of the 2018 U.S. Department of Transportation Appropriations Acts authorized states to repurpose unobligated balances of certain eligible earmarks. MoDOT identified 49 earmarks totaling \$72.6 million in 2016 and 8 earmarks totaling \$9.7 million in 2017. MoDOT repurposed the eligible earmarks on Statewide Transportation Improvement Program (STIP) projects either already underway or included in the STIP. The list of eligible earmarks and corresponding STIP projects can be found on MoDOT's web page at <https://www.modot.org/media/19860> and at <https://www.modot.org/media/15375>.

**Demonstration Projects
Missouri Department of Transportation
Financial Services
As of February 28, 2019**

<u>PROJECT DESCRIPTION</u>	<u>FUND CODE</u>	<u>TOTAL AUTHORIZED</u>	<u>TOTAL ALLOCATION TO DATE</u>	<u>OBLIGATED TO DATE</u>	<u>UNOBLIGATED BALANCE</u>
<u>SAFETEA-LU: Sec. 1702 - High Priority Projects Program</u>					
Study of Highway 160 & Kansas Expressway Corridor	HY1ILY1	1,600,000.00	1,602,360.00	-1,439,840.00	162,520.00
Renovations/Enhancements on the Bicycle Pedestrian Facility on the Old Chain of Rocks Bridge	HY1ILY1	640,000.00	640,944.00	-575,935.00	65,009.00
Confluence Greenway Land Acquisition for Riverfront Trail development in St. Louis	HY1ILY1	560,000.00	560,826.00	-136,338.32	424,487.68
Total Section 1702		2,800,000.00	2,804,130.00	-2,152,113.32	652,016.68
<u>SAFETEA-LU: Sec. 1807 - Nonmotorized Transportation Pilot Program</u>					
Columbia	LN2	28,185,385.68	28,185,385.68	-27,349,043.84	836,341.84
Total Section 1807		28,185,385.68	28,185,385.68	-27,349,043.84	836,341.84
<u>SAFETEA-LU: Sec. 1934 - Transportation Improvements</u>					
Ramsey Creek Bridge, Scott Co	LY3	5,000,000.00	5,011,707.00	-5,011,706.84	0.16
Construction of riverfront trails in City of Warsaw	LY3	500,000.00	501,170.00	-453,068.85	48,101.15
Total Section 1934		5,500,000.00	5,512,877.00	-5,464,775.69	48,101.31
<u>TEA-21</u>					
Construct the Missouri Center for Advanced Highway Safety (MOCAHS), Missouri - #576	Q92 / Q93	692,750.00	710,137.00	-710,136.00	1.00
Total TEA-21		692,750.00	710,137.00	-710,136.00	1.00

Sub-Allocated Programs

Sub-allocated programs utilize transportation funds provided under the Fixing America's Surface Transportation (FAST) Act. These programs include the Off-System Bridge, Congestion Mitigation and Air Quality, Surface Transportation Block Grant Programs and Transportation Alternatives. The Missouri Department of Transportation administers these programs through its planning and programming functions in the Jefferson City Central Office and seven district offices around the state. Projects under these programs are typically funded on an 80 percent federal / 20 percent local match basis.

A Reasonable Progress Policy was implemented on January 1, 2005 for all of the sub-allocated programs, and updated on October 5, 2010. This policy ensures that Missouri receives the maximum benefit for its federal transportation funds. The policy has two objectives: (1) ensure that federal funds will be programmed for a project within three months of the funds being allocated by MoDOT, and (2) ensure that once a project is programmed it will be constructed. Transportation Management Areas with a reasonable progress policy in place are exempt from MoDOT's Reasonable Progress Policy.

Information on these programs and MoDOT's Reasonable Progress Policy can be found in the Local Public Agency Manual on MoDOT's web site at [http://epg.modot.org/index.php/LPA:136_Local_Public_Agency_\(LPA\)_Policy](http://epg.modot.org/index.php/LPA:136_Local_Public_Agency_(LPA)_Policy)

Off-System Bridge Replacement and Rehabilitation Program

This program funds the replacement or rehabilitation of deficient bridges located on roads functionally classified as local or rural minor collectors. \$20.8 million of the state's Surface Transportation Block Grant Program (STBG) apportionment are used on off-system bridges and off-system bridge inspections. The Missouri Highways and Transportation Commission allocates STBG funds to the counties and St. Louis City for this program.

The estimated annual allocation for the Off-System Bridge Replacement and Rehabilitation Program in Missouri is \$20.8 million. These funds are distributed to the counties based on the ratio of the replacement cost of the square footage of deficient bridge deck per county compared to the replacement cost of the square footage of deficient bridge deck in all counties of the state.

Northwest District	\$4,645,000	Northeast District	\$2,456,000
Kansas City District	\$2,515,000	Central District	\$2,091,000
St. Louis District	\$1,784,000	Southwest District	\$3,058,000
Southeast District	\$2,745,000	Statewide Inspections	\$1,500,000

On-System Bridge Replacement and Rehabilitation Program

Large Urban Program

This program funds the replacement or rehabilitation of deficient bridges located on roads functionally classified as urban collectors, rural major collectors and arterials. The Transportation Management Areas (TMAs) determined the projects for their areas. The funds for the TMAs were distributed based on the ratio of the replacement cost of the square footage of deficient bridge deck in the TMA to the replacement cost of the square footage of deficient bridge deck in all TMAs of the state. This program has been discontinued by MoDOT, beginning in state fiscal year (SFY) 2017. The last allocation was made in SFY 2016. Existing balances will remain available for use until September 30, 2019. This program has not been included in a federal transportation bill since 1991.

Small Urban Program

This program funds the replacement or rehabilitation of deficient bridges located on roads functionally classified as urban collectors, rural major collectors and arterials. A statewide competitive process was used to select projects located in small cities. This program has been discontinued by MoDOT, beginning in SFY 2017. The last allocation was made in SFY 2016. Existing balances will remain available for use until September 30, 2019. This program has not been included in a federal transportation bill since 1991.

Surface Transportation Block Grant Program

Large Urban Program

This program funds projects such as pavement preservation, bridges, highway expansion, congestion mitigation, safety, environmental mitigation, transit, and pedestrian facilities. FAST mandates that a portion of the Federal Surface Transportation Program funds be spent in the Transportation Management Areas. Transportation Management Areas are urbanized areas with populations greater than 200,000 (large cities). There are four Metropolitan Planning Organizations (MPO) that are responsible for carrying out metropolitan transportation planning in the four Missouri Transportation Management Areas – Mid-America Regional Council in the Kansas City area, East-West Gateway Council of Governments in the St. Louis area, Ozarks Transportation Organization in the Springfield area, and Northwest Arkansas Regional Planning Commission in the Fayetteville-Springdale-Rogers, Arkansas-Missouri area, a small part of which extends into McDonald County in southwest Missouri. Their allocations are distributed based on their population relative to the state.

The Surface Transportation Block Grant Program has the most flexible funding allocation among the sub-allocated programs. Projects on roads functionally classified as local or rural minor collectors are not eligible for these funds. However, all bridge projects are eligible, regardless of their functional classification.

The MPO's identify regional transportation needs. The MPO's work in coordination with the state and local agencies to address the regional needs, to define the scope of projects, and to identify appropriate project sponsors. Any agency, state or local, that wants to

sponsor a project submits an application to the MPO. Projects that MoDOT sponsors compete with all other applications for Large Urban Funding using MPO's defined prioritization and project selection process.

The annual allocation for the Large Urban Program in Missouri is approximately \$69.7 million. This figure includes the urban clusters (populations between 5,000 to 50,000) and small urbanized areas (population between 50,000 to 200,000) within the Kansas City, St. Louis and Southwest district boundaries.

Small Urban Program

This program funds pavement preservation, bridges, highway expansion, congestion mitigation, safety, environmental mitigation, and transit and pedestrian facilities in cities with an urban cluster population between 5,000 and 50,000, or an urbanized area population between 50,000 and 200,000. This program has been discontinued by MoDOT, beginning in SFY 2017. The last allocation was made in SFY 2016. Existing balances will remain available for use until September 30, 2019. This program has not been included in a federal transportation bill since 1991.

Transportation Alternatives Program

Project examples include facilities for bicycle and pedestrian activities, construction of overlooks for scenic views, control and removal of outdoor advertising, and wildlife crossings. Projects are selected through a competitive process. The annual allocation for the Transportation Alternatives Program in Missouri is approximately \$18.6 million, with half provided to the sub-allocated program and half retained for MoDOT use. The half retained by MoDOT will be used for Americans With Disabilities Act (ADA) Transition Plan activities to improve access at crosswalks.

Congestion Mitigation and Air Quality

Project examples include alternative fuel vehicle research, signal coordination, transit services, intelligent transportation systems, bike/pedestrian facilities, rideshare programs, programs to educate the public about air quality ozone issues, construction of high occupancy vehicle lanes and congestion management systems. FAST mandates that federal funds for this program be spent on projects that improve air quality in affected areas. Affected areas are defined as areas that are required by the Clean Air Act to address air quality issues. MoDOT distributes funding to eligible areas for project selection. The Environmental Protection Agency (EPA) determines the geographical boundaries for this program.

The Federal Highway Administration and the EPA establish the Congestion Mitigation and Air Quality Improvement Program funding levels and eligible work types. The purpose of these funds is to reduce transportation-related emissions and improve air quality. A Congestion Mitigation and Air Quality (CMAQ) guidance booklet is available at:

www.fhwa.dot.gov/environment/air_quality/cmaq .

Missouri receives approximately \$24 million annually. The Missouri Highways and Transportation Commission approved a funding distribution such that the estimated minimum guarantee of CMAQ funds to Missouri is distributed to East-West Gateway Council of Governments (EWG) in the St. Louis area and Mid-America Regional Council (MARC) in the Kansas City area. The remaining CMAQ funds (the total Missouri CMAQ funds less the estimated minimum guarantee) will be distributed to the areas not meeting federal air quality requirements. EWG (St. Louis area) - \$21 million, MARC (Kansas City area) - \$3 million.

Recreational Trails Program – Department of Natural Resources

The Recreational Trails Program (RTP) is a federally-funded assistance program authorized by the U.S. Congress under the Fixing America's Surface Transportation (FAST) Act. Its purpose is to help states provide and maintain recreational trails and trail-related facilities for both motorized and non-motorized recreational use. Examples of recreational trail uses include hiking, bicycling, in-line skating, equestrian use, boating, off-road motorcycling, all-terrain vehicle riding, four-wheel driving or using other off-road motorized vehicles.

The U.S. Department of Transportation, Federal Highway Administration (FHWA), oversees the RTP and has delegated the administration of the program to each state. In Missouri, the Governor has designated the Department of Natural Resources (DNR) as the agency responsible for administering the RTP.

The Department of Natural Resources holds a competitive grant round each year and distributes the funding in response to recreational trail needs within the state. The Recreational Trails Program competitive grants are scored and ranked by an eight member Missouri Trail Advisory Board which represents diverse trail interest groups. The Recreational Trails Program encourages trail enthusiasts to work together to provide a wide variety of recreational trail opportunities.

The fiscal year 2018 Missouri grantees (approved fall 2018) are shown in the tables on the following pages. The fiscal year 2019 projects will be amended to the STIP after the projects have been approved, in late summer or fall of 2019.

For a grant application or to address questions regarding the Recreational Trails Program, call Missouri Department of Natural Resources' Missouri State Parks' Grants Management Section at (573) 751-0848.

Recreational Trails Program - FY2018 Grant Recipients

Grant #	Project Sponsor and Scope of Work	Grant Award	Project Cost
2018-02	<p>Chadwick Flyer Trail and Recreational Park - Non-Motorized Trails Project</p> <p>The Chadwick Flyer Trail and Recreational Park will provide outdoor recreation in the form of a walking/jogging and bicycling trail traversing along 1.5 miles of the original Chadwick Flyer railroad corridor.</p> <p><i>Chadwick R-1 School District</i></p>	\$149,412	\$234,412
2018-03	<p>Katy Trail Sedalia Connection Project -Non- Motorized Trail Project</p> <p>Trail improvements to two segments of the Katy Trail (Boonville to Clinton segment).</p> <p><i>City of Sedalia</i></p>	\$1,000,000	\$2,546,870
2018-04	<p>Little Blue Trace Trail Improvements at M-78 Highway – Non-Motorized Trail Project</p> <p>This project will eliminate an at-grade crossing and provide a 0.25 mile connection that joins two interrupted segments of the trails.</p> <p><i>Jackson County</i></p>	\$232,921	\$333,530
2018-06	<p>Finley River Trail Expansion Phase 1 – Non-Motorized Trails Project</p> <p>This extension of Finley River Trail Phase 1 adds 1,300' of new trail connecting to existing trails.</p> <p><i>City of Ozark</i></p>	\$79,000	\$131,800
2018-07	<p>Binder Bike Park Phase 1 – Non-Motorized Trails Project</p> <p>Phase 1 of the Binder Bike Park plan includes construction of 1.3 miles of additional natural surface, single-track trail; and the development and construction of a 0.4 mile easily navigable "kids" loop trail.</p> <p><i>Osage Region Trail Association</i></p>	\$28,362	\$49,282

Grant #	Project Sponsor and Scope of Work	Grant Award	Project Cost
2018-08	Jordon Creek Greenway Trail- West Meadows Phase 1 – Non-Motorized Trails Project This project includes 2,900 linear feet of hard surface trail being constructed through open space being developed as woodland, prairie and wetland from Fort Avenue east to west of the Missouri and Northern Arkansas Railroad tracks. <i>City of Springfield</i>	\$250,000	\$416,486
2018-09	Trail Head Facility at Roubidoux Park - Non-Motorized Trails Project To establish a northern trailhead for the Trail of Tears Memorial site, to include parking with handicap accessible spaces, an ADA compliant bathroom and a 1,050 linear feet connecting trail to the historic downtown Waynesville area. <i>City of Waynesville</i>	\$88,000	\$168,197
2018-10	Potts Memorial Park Trail Expansion Project - Non-Motorized Trails Project The scope of this project is to construct a connecting trail from the existing Potts Memorial Park trail to the 3rd shelter house at Potts Memorial Park. <i>City of Salisbury Park Board</i>	\$46,250	\$88,698
2018-11	City Park Trail Phase 2 - Non-Motorized Trails Project Phase 2 of the New Haven City Park Trail project is the construction of 0.78 mile trail for bicycling, walking, running and hiking. <i>City of New Haven Park Board</i>	\$70,571	\$117,213
Total		\$1,944,516	\$4,086,488

Federal Lands Access Program

The Federal Lands Access Program is a subcomponent of the Federal Lands Highway Program, as authorized in FAST. The Federal Lands Access Program provides funds for projects on Federal Lands to access transportation facilities that are located adjacent to, or that provide access to Federal lands. Eligible activities include:

- Transportation planning, research, engineering, preventive maintenance, rehabilitation, restoration, construction and reconstruction of Federal lands access transportation facilities located on or adjacent to, or that provide access to, Federal land, and –
 - adjacent vehicular parking areas;
 - acquisition of necessary scenic easements and scenic or historic sites;
 - provisions for pedestrians and bicycles;
 - environmental mitigation in or adjacent to Federal land to improve public safety and reduce vehicle-caused wildlife mortality while maintaining habitat connectivity;
 - construction and reconstruction of roadside rest areas, including sanitary and water facilities; and
 - other appropriate public road facilities.
- Operations and maintenance of transit facilities
- Any transportation project eligible for assistance under Title 23 of the United States Code that is within or adjacent to, or that provides access to, Federal land.

Federal lands access transportation facilities include public highway, road, bridge, trail, or transit systems that are located on, adjacent to, or provide access to Federal lands for which title or maintenance responsibility belongs to a state, county, town, township, tribal, municipal or local government.

The Eastern Federal Lands Highways Division of the Federal Highway Administration administers the program in Missouri. The estimated annual allocation for Missouri is \$1.4 million.

The Fiscal Years 2017-2020 projects have been selected. The project lists for Fiscal Years 2017-2020, 2015-2018 and 2013-2014 are available at: <http://flh.fhwa.dot.gov/programs/flap/mo/>

Additional information about the Federal Lands Access Program may be found at:
<http://flh.fhwa.dot.gov/programs/flap/>.

Ferry Boat Federal Program

FAST provides capital funds to the public ferry services of Mississippi County Port Authority, Ozark National Park Service and Ste. Genevieve-Modoc which operate in lieu of constructing a bridge or tunnel. Funds are distributed by a formula based on the number of passengers, vehicles and total route miles. Funds can be used by the designated operator for activities such as construction of terminal facilities, ferry boat upgrades and docks. These funds cannot be used for routine maintenance, operating costs, other transportation purposes, nor by any other entity. Missouri receives approximately \$100,000 annually for this program.

<https://www.fhwa.dot.gov/specialfunding/fbp/>

Section 7 – Multimodal Programs

Multimodal Operations

The Multimodal Operations Division performs statewide planning, grant administration, and technical assistance in the areas of aviation, railroads, transit, freight development, and waterways. In addition, MoDOT has regulatory responsibility over railroads.

The Fixing America's Surface Transportation (FAST) Act of 2015, Federal Aviation Administration (FAA) Modernization and Reform Act of 2012, and state revenue provide the proposed funding for this section. Changes in any fiscal year may occur depending on the availability of state, federal or local funds; federal or state laws and regulations; local goals and objectives; or unforeseen changes in planning variables. This section begins with an estimated financial summary for the next five state fiscal years.

Program descriptions are included within the appropriate modal area of responsibility. The programs listed support local projects that are locally matched, owned, and operated. These projects are impacted by community priorities and budgets. Therefore, the projects change with the dynamics around the community.

This STIP includes anticipated State General Revenue funds; however, these are subject to the legislative appropriations process and gubernatorial release of funds.

Multimodal Estimated Financial Summary – FY 2020-2024

Table 7-1

Multimodal Estimated Financial Summary		STATE FISCAL YEAR PROJECT BUDGETING					
		7/2019 - 6/2020	7/2020 - 6/2021	7/2021 - 6/2022	7/2022 - 6/2023	7/2023 - 6/2024	Total
STAR Fund	State Cost	\$1,000,000	\$1,000,000	\$1,000,000	\$1,000,000	\$1,000,000	\$5,000,000
	Total	\$1,000,000	\$1,000,000	\$1,000,000	\$1,000,000	\$1,000,000	\$5,000,000
Aviation Program	Federal Cost	\$21,803,000	\$23,878,000	\$28,781,000	\$18,465,000	\$20,355,000	\$113,282,000
	State Cost	\$11,830,000	\$5,796,000	\$4,956,000	\$4,596,000	\$5,316,000	\$32,494,000
	Total	\$33,633,000	\$29,674,000	\$33,737,000	\$23,061,000	\$25,671,000	\$145,776,000
Railroad Program State Supported Passenger Rail Service	State Cost	\$9,100,000	\$9,100,000	\$9,100,000	\$9,100,000	\$9,100,000	\$45,500,000
	Total	\$9,100,000	\$9,100,000	\$9,100,000	\$9,100,000	\$9,100,000	\$45,500,000
Railroad Program Station Improvements	State Cost	\$25,000	\$25,000	\$25,000	\$25,000	\$25,000	\$125,000
	Total	\$25,000	\$25,000	\$25,000	\$25,000	\$25,000	\$125,000
Railroad Program Rail Crossing Safety Program	Federal Cost	\$13,071,000	\$5,373,000	\$5,913,000	\$1,338,000	\$1,898,000	\$27,593,000
	State Cost	\$3,575,000	\$1,467,000	\$1,587,000	\$302,000	\$442,000	\$7,373,000
	Total	\$16,646,000	\$6,840,000	\$7,500,000	\$1,640,000	\$2,340,000	\$34,966,000
Transit Program – FTA Section 5304	Federal Cost	\$440,000	\$340,000	\$340,000	\$340,000	\$340,000	\$1,800,000
	Total	\$440,000	\$340,000	\$340,000	\$340,000	\$340,000	\$1,800,000
Transit Program – FTA Section 5310	Federal Cost	\$6,090,000	\$2,768,000	\$2,768,000	\$2,768,000	\$2,768,000	\$17,162,000
	Total	\$6,090,000	\$2,768,000	\$2,768,000	\$2,768,000	\$2,768,000	\$17,162,000
Transit Program – FTA Section 5311	Federal Cost	\$22,406,900	\$20,285,800	\$20,285,800	\$20,285,800	\$20,285,800	\$103,550,100
	Total	\$22,406,900	\$20,285,800	\$20,285,800	\$20,285,800	\$20,285,800	\$103,550,100
Transit Program – FTA Section 5311 (b)	Federal Cost	\$314,000	\$314,000	\$314,000	\$314,000	\$314,000	\$1,570,000
	Total	\$314,000	\$314,000	\$314,000	\$314,000	\$314,000	\$1,570,000
Transit Program	Federal Cost	\$700,000	\$560,000	\$560,000	\$560,000	\$560,000	\$2,940,000

- FTA Section 5329	State Cost	\$175,000	\$140,000	\$140,000	\$140,000	\$140,000	\$735,000
	Total	\$875,000	\$700,000	\$700,000	\$700,000	\$700,000	\$3,675,000
Transit Program - FTA Section 5339	Federal Cost	\$3,566,000	\$2,427,000	\$2,427,000	\$2,427,000	\$2,427,000	\$13,274,000
	Total	\$3,566,000	\$2,427,000	\$2,427,000	\$2,427,000	\$2,427,000	\$13,274,000

Multimodal Estimated Financial Summary – FY 2020-2024

Table 7-1 Continued

Multimodal Estimated Financial Summary		STATE FISCAL YEAR PROJECT BUDGETING					
		7/2019 - 6/2020	7/2020 - 6/2021	7/2021 - 6/2022	7/2022 - 6/2023	7/2023 - 6/2024	Total
Transit Program MEHTAP	State Cost	\$2,468,607	\$2,468,607	\$2,468,607	\$2,468,607	\$2,468,607	\$12,343,035
	Total	\$2,468,607	\$2,468,607	\$2,468,607	\$2,468,607	\$2,468,607	\$12,343,035
Transit Program Missouri State Transit Assistance	State Cost	\$1,710,875	\$1,710,875	\$1,710,875	\$1,710,875	\$1,710,875	\$8,554,375
	Total	\$1,710,875	\$1,710,875	\$1,710,875	\$1,710,875	\$1,710,875	\$8,554,375
Waterways Program Port Administration	State Cost	\$600,000	\$600,000	\$600,000	\$600,000	\$600,000	\$3,000,000
	Total	\$600,000	\$600,000	\$600,000	\$600,000	\$600,000	\$3,000,000
Waterways Program Ferryboat Operating Assistance	State Cost	\$176,000	\$176,000	\$176,000	\$176,000	\$176,000	\$880,000
	Total	\$176,000	\$176,000	\$176,000	\$176,000	\$176,000	\$880,000
Waterways Program Port Capital Improvement	State Cost	\$9,400,000	\$7,500,000	\$7,500,000	\$7,500,000	\$7,500,000	\$39,400,000
	Total	\$9,400,000	\$7,500,000	\$7,500,000	\$7,500,000	\$7,500,000	\$39,400,000
Freight Enhancement Program	State Cost	\$1,000,000	\$1,000,000	\$1,000,000	\$1,000,000	\$1,000,000	\$5,000,000
	Total	\$1,000,000	\$1,000,000	\$1,000,000	\$1,000,000	\$1,000,000	\$5,000,000
TOTAL	Federal Cost	\$68,390,900	\$55,945,800	\$61,388,800	\$46,497,800	\$48,947,800	\$281,171,100
	State Cost	\$41,060,482	\$30,983,482	\$30,263,482	\$28,618,482	\$29,478,482	\$160,404,410
	Total	\$109,451,382	\$86,929,282	\$91,652,282	\$75,116,282	\$78,426,282	\$441,575,510

State Transportation Assistance Revolving Fund

In 1996, Senate Bill 780 established the State Transportation Assistance Revolving Fund, and an initial appropriation of \$2.5 million was made in 1997. Provisions are contained in the Revised Statutes of Missouri (RSMo) 226.191. The Missouri Highways and Transportation Commission administers the fund, which assists political subdivisions or not-for-profit organizations in the development of non-highway transportation facilities. This includes aviation, rail, water, freight or transit facilities. Funds cannot be used for operating expenses or for the construction or maintenance of state highways. The following are the specific eligibility requirements:

- The planning, acquisition, development and construction of facilities for transportation by air, water, rail, freight or transit;
- The purchase of vehicles for the transportation of elderly or handicapped persons; or
- The purchase of rolling stock for transit purposes.

Applications are received and reviewed at any time. Loans are awarded based on the type of project, the benefit to the public, the financial viability and the local sponsor's willingness and ability to complete the project. Loan repayments and any interest earned go back into the fund for additional transportation projects. Since its inception, this program has been primarily used to help local public airports finance improvements not eligible for federal or state grant programs. This includes hangar, terminal building, and fuel facility projects. The program also assisted in financing a multimodal facility in St. Louis to bring together passenger rail, light rail, and public transit modes.

		STATE FISCAL YEAR PROJECT BUDGETING				
		7/2019 - 6/2020	7/2020 - 6/2021	7/2021 - 6/2022	7/2022 - 6/2023	7/2023 - 6/2024
Table 7- 2 State Transportation Assistance Revolving (STAR) Fund						
STAR Funding	State Funds	1,000,000	1,000,000	1,000,000	1,000,000	1,000,000
	Total	1,000,000	1,000,000	1,000,000	1,000,000	1,000,000

Aviation

Aviation

Grant Program Funding - Aviation grant programs assist in the planning, purchase, construction, maintenance and improvement of airports.

Federal funding is appropriated by the U.S. Congress through the Federal Airport Improvement Program (AIP) and provides up to 90 percent of eligible project costs. Missouri is one of ten states currently participating in the State Block Grant Program, under which MoDOT administers federal aviation funding to general aviation airports. The FAA programs and administers federal funding to the airports with commercial passenger service over 10,000 annual passenger enplanements including St. Louis Lambert International, Kansas City International, Springfield-Branson National, Columbia Regional, and Joplin Regional.

There is a significant amount of uncertainty associated with federal aviation funding. Notification of the amount to be received and the actual transfer of funds often do not occur until several months into the federal fiscal year. Also, the non-primary airport entitlement program can significantly impact funding available for MoDOT programming, but it is only implemented if Congress appropriates funding above a threshold level. There are currently 69 airports participating in this program. Eligible airports may receive federal funding of up to \$150,000 annually. MoDOT is basically a pass-through agency for the non-primary airport entitlement program. There are also opportunities for additional federal funding through discretionary grants. MoDOT staff aggressively pursues this additional funding whenever possible.

Current federal authorization legislation for the FAA and for the AIP, the Federal Aviation Administration Reauthorization Act of 2018, which includes all federal aviation funding, expires on September 30, 2023. The FAA Reauthorization Act of 2018 continues AIP funding at the same level as it has been at since 2012, as established in the FAA Modernization and Reform Act of 2012.

State funding comes from the State Aviation Trust Fund, which derives its revenue from a portion of the state sales tax on jet fuel and a 9-cent per gallon tax on aviation gasoline. On state/local projects, the state can provide up to 90 percent of eligible project costs. The state can also provide up to 50 percent of the local share on federally funded projects. Safety-related equipment and services do not require cost sharing.

Project Priorities - The primary sources for prioritizing airport projects are the FAA National Plan of Integrated Airport Systems (NPIAS), the MoDOT State Airport System Plan, and the Capital Improvement Plans (CIPs) submitted by airports. The NPIAS establishes basic criteria for airports to be eligible for federal aviation funds. The State Airport System Plan is a working document updated regularly to reflect current activity levels and changes to airport facilities and air navigation aids. All federally-obligated airports are required to annually submit an updated CIP, and non-NPIAS airports are encouraged, but not required, to submit similar documentation. These plans document an airport's upcoming project needs.

Project applications are reviewed and funds are distributed based on an established priority system that considers items such as the number of based aircraft, activity levels and the type of project requested. To program AIP funds, FAA requires MoDOT Aviation to utilize the project prioritization formula in FAA Order 5100.39A. This Order will soon be replaced by FAA Order 5090.5, although the new Order is currently in draft form. This formula determines how projects compete for federal funding. MoDOT Aviation uses the same prioritization formula to program Aviation Trust Fund projects, but also considers additional factors, such as the political subdivision's willingness and ability to complete the project, commitment of local matching funds, prior maintenance and support of the airport, and aviation staff knowledge of airport needs. Project needs always exceed the funds available, so throughout the project prioritization process, MoDOT Aviation works closely with airport sponsors to discuss project needs, to ensure they are aware of what can and cannot be funded, and to package projects together that will best compete for federal funding. These detailed discussions with airport sponsors ensure that airports are already aware of which projects will be programmed prior to the release of the STIP.

**MISSOURI STATEWIDE TRANSPORTATION PROGRAM FY 2020-2024
AVIATION PROGRAM**

Table 7-3

District		7/2019 - 6/2020	7/2020 - 6/2021	7/2021 - 6/2022	7/2022 - 6/2023	7/2023 - 6/2024
Northwest	Federal Cost	4,140,000	2,190,000	9,390,000	1,050,000	1,050,000
	State Cost	0	0	0	0	0
	Local Cost	460,000	243,000	1,043,333	117,000	117,000
	Total	4,600,000	2,433,000	10,433,333	1,167,000	1,167,000
Northeast	Federal Cost	1,050,000	1,050,000	8,833,000	1,050,000	1,050,000
	State Cost	0	0	0	558,000	0
	Local Cost	117,000	117,000	518,000	179,000	117,000
	Total	1,167,000	1,167,000	9,351,000	1,787,000	1,167,000
Kansas City	Federal Cost	2,070,000	2,100,000	1,620,000	4,410,000	1,050,000
	State Cost	225,000	275,000	1,540,000	0	0
	Local Cost	255,000	208,000	307,000	490,000	167,000
	Total	2,550,000	2,583,000	3,467,000	4,900,000	1,167,000
Central	Federal Cost	8,850,000	6,120,000	2,100,000	2,100,000	2,100,000
	State Cost	3,984,000	50,000	175,000	50,000	50,000
	Local Cost	1,359,000	730,000	408,000	283,000	283,000
	Total	14,193,000	6,900,000	2,683,000	2,433,000	2,433,000
St. Louis	Federal Cost	600,000	2,250,000	1,800,000	600,000	600,000
	State Cost	0	0	0	0	225,000
	Local Cost	67,000	250,000	200,000	67,000	92,000
	Total	667,000	2,500,000	2,000,000	667,000	917,000
Southwest	Federal Cost	2,220,000	2,760,000	1,650,000	1,650,000	1,650,000
	State Cost	2,750,000	70,000	0	0	0
	Local Cost	508,000	237,000	183,000	183,000	183,000
	Total	5,478,000	3,067,000	1,833,000	1,833,000	1,833,000

**MISSOURI STATEWIDE TRANSPORTATION PROGRAM FY 2020-2024
AVIATION PROGRAM**

Table 7-3 Continued

District		7/2019 - 6/2020	7/2020 - 6/2021	7/2021 - 6/2022	7/2022 - 6/2023	7/2023 - 6/2024
Southeast	Federal Cost	2,550,000	7,085,000	3,065,000	2,550,000	7,800,000
	State Cost	1,742,000	617,000	167,000	464,000	167,000
	Local Cost	458,000	798,000	302,000	316,000	867,000
	Total	4,750,000	8,500,000	3,534,000	3,300,000	8,834,000
Statewide	Federal Cost	323,000	323,000	323,000	5,055,000	5,055,000
	State Cost	3,129,000	4,784,000	3,074,000	3,524,000	4,874,000
	Local Cost	333,000	517,000	327,000	903,000	1,053,000
	Total	3,785,000	5,624,000	3,724,000	9,482,000	10,982,000
Total	Federal Cost	21,803,000	23,878,000	28,781,000	18,465,000	20,355,000
	State Cost	11,830,000	5,796,000	4,956,000	4,596,000	5,316,000
	Local Cost	3,557,000	3,100,000	3,288,000	2,538,000	2,829,000
	Total	37,190,000	32,774,000	37,025,000	25,599,000	28,500,000



2020 – 2024 Aviation Anticipated Project Schedule *Projects in thousands of dollars*

Subject to the approval of the local entity, the Transportation Improvement Program by the governing Metropolitan Planning Organization (as applicable), and as funds are available.

					State Fiscal Year Project Budget				
					7/2019-6/2020	7/2020-6/2021	7/2021-6/2022	7/2022-6/2023	7/2023-6/2024
District: NE	Rehabilitate Runway 18/36								
County: Adair									
City: Kirksville	Federal:	State:	Local:						
Mode: Aviation	7933	0	418		0	0	8351	0	0
Agency:	Estimate Total: 8351								
District: SW	Apron Rehabilitation								
County: Barry									
City: Monett	Federal:	State:	Local:						
Mode: Aviation	0	270	30		300	0	0	0	0
Agency:	Estimate Total: 300								
District: SW	Land Acquisition for Runway Extension								
County: Barry									
City: Monett	Federal:	State:	Local:						
Mode: Aviation	720	40	40		800	0	0	0	0
Agency:	Estimate Total: 800								
District: SW	Design for Runway Extension								
County: Barry									
City: Monett	Federal:	State:	Local:						
Mode: Aviation	1260	70	70		0	1400	0	0	0
Agency:	Estimate Total: 1400								
District: CD	Road Relocation for Runway 2/20 Extension								
County: Boone									
City: Columbia	Federal:	State:	Local:						
Mode: Aviation	0	125	125		250	0	0	0	0
Agency:	Estimate Total: 250								



2020 – 2024 Aviation Anticipated Project Schedule

Projects in thousands of dollars

Subject to the approval of the local entity, the Transportation Improvement Program by the governing Metropolitan Planning Organization (as applicable), and as funds are available.

					State Fiscal Year Project Budget				
					7/2019-6/2020	7/2020-6/2021	7/2021-6/2022	7/2022-6/2023	7/2023-6/2024
District: CD	Construct Apron, Reconstruct Taxiway								
County: Boone									
City: Columbia	Federal:	State:	Local:						
Mode: Aviation	0	999	111		1110	0	0	0	0
Agency:	Estimate Total: 1110								
District: CD	Rehabilitate Apron								
County: Boone									
City: Columbia	Federal:	State:	Local:						
Mode: Aviation	0	125	125		0	0	250	0	0
Agency:	Estimate Total: 250								
District: NW	Construct Taxiway - fix hotspot #1								
County: Buchanan									
City: St. Joseph	Federal:	State:	Local:						
Mode: Aviation	1800	0	200		0	600	1400	0	0
Agency:	Estimate Total: 2000								
District: NW	Rehabilitate Runway 17/35								
County: Buchanan									
City: St. Joseph	Federal:	State:	Local:						
Mode: Aviation	7380	0	820		0	0	8200	0	0
Agency:	Estimate Total: 8200								
District: SE	Runway 18/36 Reconstruction								
County: Butler									
City: Poplar Bluff	Federal:	State:	Local:						
Mode: Aviation	3780	0	420		0	4200	0	0	0
Agency:	Estimate Total: 4200								



2020 – 2024 Aviation Anticipated Project Schedule

Projects in thousands of dollars

Subject to the approval of the local entity, the Transportation Improvement Program by the governing Metropolitan Planning Organization (as applicable), and as funds are available.

					State Fiscal Year Project Budget				
					7/2019-6/2020	7/2020-6/2021	7/2021-6/2022	7/2022-6/2023	7/2023-6/2024
District: CD	Operate air traffic control tower								
County: Callaway									
City: Jefferson City	Federal:	State:	Local:						
Mode: Aviation	0	250	250		100	100	100	100	100
Agency:	Estimate Total: 500								
District: CD	Land acquisition for runway extension and partial parallel taxiway								
County: Camden									
City: Camdenton	Federal:	State:	Local:						
Mode: Aviation	0	225	25		250	0	0	0	0
Agency:	Estimate Total: 250								
District: CD	Extend Runway 15/33 1000' & Complete Parallel Taxiway								
County: Camden									
City: Camdenton	Federal:	State:	Local:						
Mode: Aviation	2340	0	260		0	2600	0	0	0
Agency:	Estimate Total: 2600								
District: CD	Clearing and Grading for Runway Extension/Parallel taxiway								
County: Camden									
City: Camdenton	Federal:	State:	Local:						
Mode: Aviation	4680	0	520		3000	2200	0	0	0
Agency:	Estimate Total: 5200								
District: KC	Pavement Maintenance								
County: Cass									
City: Harrisonville	Federal:	State:	Local:						
Mode: Aviation	450	225	75		0	750	0	0	0
Agency:	Estimate Total: 750								



2020 – 2024 Aviation Anticipated Project Schedule

Projects in thousands of dollars

Subject to the approval of the local entity, the Transportation Improvement Program by the governing Metropolitan Planning Organization (as applicable), and as funds are available.

					State Fiscal Year Project Budget (in thousands)				
					7/2019-6/2020	7/2020-6/2021	7/2021-6/2022	7/2022-6/2023	7/2023-6/2024
District: KC	Apron Rehabilitation								
County: Clay									
City: Kansas City Downtown	Federal:	State:	Local:						
Mode: Aviation	0	225	25		250	0	0	0	0
Agency:	Estimate Total: 250								
District: KC	Reconstruct T-Hangar Taxilanes								
County: Clay									
City: Mosby	Federal:	State:	Local:						
Mode: Aviation	1170	0	130		1300	0	0	0	0
Agency:	Estimate Total: 1300								
District: KC	Runway 18/36 Rehabilitation								
County: Clay									
City: Mosby	Federal:	State:	Local:						
Mode: Aviation	3510	0	390		0	0	0	3900	0
Agency:	Estimate Total: 3900								
District: CD	Apron Rehabilitation								
County: Gasconade									
City: Hermann	Federal:	State:	Local:						
Mode: Aviation	0	585	65		650	0	0	0	0
Agency:	Estimate Total: 650								
District: KC	Land Acquisition for runway extension - Phase 3								
County: Jackson									
City: Lee's Summit	Federal:	State:	Local:						
Mode: Aviation	1620	90	90		0	1000	800	0	0
Agency:	Estimate Total: 1800								



2020 – 2024 Aviation Anticipated Project Schedule

Projects in thousands of dollars

Subject to the approval of the local entity, the Transportation Improvement Program by the governing Metropolitan Planning Organization (as applicable), and as funds are available.

					State Fiscal Year Project Budget				
					7/2019-6/2020	7/2020-6/2021	7/2021-6/2022	7/2022-6/2023	7/2023-6/2024
District: SW	General Aviation Development								
County: Jasper									
City: Joplin	Federal:	State:	Local:						
Mode: Aviation	0	1000	111		1111	0	0	0	0
Agency:	Estimate Total: 1111								
District: CD	Runway Pavement Rehabilitation								
County: Laclede									
City: Lebanon	Federal:	State:	Local:						
Mode: Aviation	2160	0	240		2400	0	0	0	0
Agency:	Estimate Total: 2400								
District: SW	Airport layout plan								
County: Lawrence									
City: Mount Vernon	Federal:	State:	Local:						
Mode: Aviation	0	180	20		200	0	0	0	0
Agency:	Estimate Total: 200								
District: NW	Runway 14/32 Reconstruction								
County: Livingston									
City: Chillicothe	Federal:	State:	Local:						
Mode: Aviation	4140	0	460		3600	1000	0	0	0
Agency:	Estimate Total: 4600								
District: CD	Runway 4/22 Pavement Maintenance								
County: Maries									
City: Rolla	Federal:	State:	Local:						
Mode: Aviation	2340	0	260		2600	0	0	0	0
Agency:	Estimate Total: 2600								



2020 – 2024 Aviation Anticipated Project Schedule

Projects in thousands of dollars

Subject to the approval of the local entity, the Transportation Improvement Program by the governing Metropolitan Planning Organization (as applicable), and as funds are available.

					State Fiscal Year Project Budget				
					7/2019-6/2020	7/2020-6/2021	7/2021-6/2022	7/2022-6/2023	7/2023-6/2024
District: SE	Acquire land and obstruction removal for runway extension								
County: New Madrid									
City: New Madrid									
County: County									
Mode: Aviation	0	297	33		0	0	0	330	0
Agency:	Estimate Total: 330								
District: SE	Reconstruct T-Hangar Taxilanes								
County: New Madrid									
City: New Madrid									
County: County									
Mode: Aviation	540	0	60		0	600	0	0	0
Agency:	Estimate Total: 600								
District: SE	Reconstruct and Extend Runway								
County: New Madrid									
City: New Madrid									
County: County									
Mode: Aviation	5400	0	600		0	0	0	0	6000
Agency:	Estimate Total: 6000								
District: KC	Apron Rehabilitation								
County: Platte									
City: Kansas City									
County: International									
Mode: Aviation	0	1500	167		0	0	1667	0	0
Agency:	Estimate Total: 1667								
District: CD	Master Plan Update								
County: Pulaski									
City: Waynesville									
Mode: Aviation	0	400	0		400	0	0	0	0
Agency:	Estimate Total: 400								



2020 – 2024 Aviation Anticipated Project Schedule *Projects in thousands of dollars*

Subject to the approval of the local entity, the Transportation Improvement Program by the governing Metropolitan Planning Organization (as applicable), and as funds are available.

					State Fiscal Year Project Budget				
					7/2019-6/2020	7/2020-6/2021	7/2021-6/2022	7/2022-6/2023	7/2023-6/2024
District: CD	Commercial Terminal Facility Improvements								
County: Pulaski									
City: Waynesville	Federal:	State:	Local:						
Mode: Aviation	0	1600	0		1600	0	0	0	0
Agency:	Estimate Total: 1600								
District: SE	Master Plan Update								
County: Scott									
City: Cape Girardeau	Federal:	State:	Local:						
Mode: Aviation	0	450	50		0	500	0	0	0
Agency:	Estimate Total: 500								
District: SE	Operate air traffic control tower								
County: Scott									
City: Cape Girardeau	Federal:	State:	Local:						
Mode: Aviation	0	835	0		167	167	167	167	167
Agency:	Estimate Total: 835								
District: SE	Construct Perimeter Wildlife Fence								
County: Scott									
City: Cape Girardeau	Federal:	State:	Local:						
Mode: Aviation	1330	0	70		0	700	700	0	0
Agency:	Estimate Total: 1400								
District: SL	Master Plan Update								
County: St. Charles									
City: St. Charles SMARTT	Federal:	State:	Local:						
Mode: Aviation	0	225	25		0	0	0	0	250
Agency:	Estimate Total: 250								



2020 – 2024 Aviation Anticipated Project Schedule

Projects in thousands of dollars

Subject to the approval of the local entity, the Transportation Improvement Program by the governing Metropolitan Planning Organization (as applicable), and as funds are available.

					State Fiscal Year Project Budget				
					7/2019-6/2020	7/2020-6/2021	7/2021-6/2022	7/2022-6/2023	7/2023-6/2024
District: SE	Acquire land for runway extension and obstruction removal; clear obstructions								
County: St. Francois									
City: Farmington	Federal:	State:	Local:						
Mode: Aviation	0	1170	130		1300	0	0	0	0
Agency:	Estimate Total: 1300								
District: SL	Land acquisition								
County: St. Louis									
City: Spirit of St. Louis	Federal:	State:	Local:						
Mode: Aviation	1350	0	150		0	0	1500	0	0
Agency:	Estimate Total: 1500								
District: SL	Land acquisition								
County: St. Louis									
City: Spirit of St. Louis	Federal:	State:	Local:						
Mode: Aviation	1800	0	200		0	2000	0	0	0
Agency:	Estimate Total: 2000								
District: SW	Reconstruct West Apron and Rehabilitate Runway								
County: Taney									
City: Branson Downtown	Federal:	State:	Local:						
Mode: Aviation	0	1260	140		1400	0	0	0	0
Agency:	Estimate Total: 1400								
District: NE	Land acquisition and obstruction removal								
County: Warren									
City: Washington Regional	Federal:	State:	Local:						
Mode: Aviation	0	558	62		0	0	0	620	0
Agency:	Estimate Total: 620								



2020 – 2024 Aviation Anticipated Project Schedule

Projects in thousands of dollars

Subject to the approval of the local entity, the Transportation Improvement Program by the governing Metropolitan Planning Organization (as applicable), and as funds are available.

					State Fiscal Year Project Budget				
					7/2019-6/2020	7/2020-6/2021	7/2021-6/2022	7/2022-6/2023	7/2023-6/2024
District: SE	Obstruction Removal								
County: Washington									
City: Potosi	Federal:	State:	Local:						
Mode: Aviation	0	405	45		450	0	0	0	0
Agency:	Estimate Total: 450								
District: CD	Non-primary airport entitlement program								
County: Various									
City: CE District	Federal:	State:	Local:						
Mode: Aviation	9750	0	1082		1833	2000	2333	2333	2333
Agency:	Estimate Total: 10832								
District: KC	Non-primary airport entitlement program								
County: Various									
City: KC District	Federal:	State:	Local:						
Mode: Aviation	4500	0	500		1000	833	1000	1000	1167
Agency:	Estimate Total: 5000								
District: NE	Non-primary airport entitlement program								
County: Various									
City: NE District	Federal:	State:	Local:						
Mode: Aviation	5100	0	568		1167	1167	1000	1167	1167
Agency:	Estimate Total: 5668								
District: NW	Non-primary airport entitlement program								
County: Various									
City: NW District	Federal:	State:	Local:						
Mode: Aviation	4500	0	500		1000	833	833	1167	1167
Agency:	Estimate Total: 5000								



2020 – 2024 Aviation Anticipated Project Schedule

Projects in thousands of dollars

Subject to the approval of the local entity, the Transportation Improvement Program by the governing Metropolitan Planning Organization (as applicable), and as funds are available.

					State Fiscal Year Project Budget				
					7/2019-6/2020	7/2020-6/2021	7/2021-6/2022	7/2022-6/2023	7/2023-6/2024
District: SE	Non-primary airport entitlement program								
County: Various									
City: SE District	Federal:	State:	Local:						
Mode: Aviation	12000	0	1333		2833	2333	2667	2833	2667
Agency:	Estimate Total: 13333								
District: SL	Non-primary airport entitlement program								
County: Various									
City: SL District	Federal:	State:	Local:						
Mode: Aviation	2700	0	301		667	500	500	667	667
Agency:	Estimate Total: 3001								
District: SW	Non-primary airport entitlement program								
County: Various									
City: SW District	Federal:	State:	Local:						
Mode: Aviation	7950	0	883		1667	1667	1833	1833	1833
Agency:	Estimate Total: 8833								
District: State	5010 airport inspections								
County: Various									
City: Statewide	Federal:	State:	Local:						
Mode: Aviation	265	0	0		53	53	53	53	53
Agency:	Estimate Total: 265								
District: State	Aircraft rescue fire-fighting (ARFF) training								
County: Various									
City: Statewide	Federal:	State:	Local:						
Mode: Aviation	0	270	30		60	60	60	60	60
Agency:	Estimate Total: 300								



2020 – 2024 Aviation Anticipated Project Schedule

Projects in thousands of dollars

Subject to the approval of the local entity, the Transportation Improvement Program by the governing Metropolitan Planning Organization (as applicable), and as funds are available.

					State Fiscal Year Project Budget				
					7/2019-6/2020	7/2020-6/2021	7/2021-6/2022	7/2022-6/2023	7/2023-6/2024
District:	State	Automated weather observing system ongoing maintenance			100	100	100	100	100
County:	Various								
City:	Statewide	Federal:	State:	Local:					
Mode:	Aviation	0	500	0					
Agency:	Estimate Total: 500								
District:	State	Airport Business Plans & Strategic Plans			300	200	100	100	100
County:	Various								
City:	Statewide	Federal:	State:	Local:					
Mode:	Aviation	0	720	80					
Agency:	Estimate Total: 800								
District:	State	Pavement Condition Index (PCI) Study			300	300	300	300	300
County:	Various								
City:	Statewide	Federal:	State:	Local:					
Mode:	Aviation	1350	150	0					
Agency:	Estimate Total: 1500								
District:	State	Lighting Package for State Airports			0	3000	0	0	0
County:	Various								
City:	Statewide	Federal:	State:	Local:					
Mode:	Aviation	0	2700	300					
Agency:	Estimate Total: 3000								
District:	State	Pavement Maintenance Package for State Airports			0	0	0	0	3000
County:	Various								
City:	Statewide	Federal:	State:	Local:					
Mode:	Aviation	0	2700	300					
Agency:	Estimate Total: 3000								



2020 – 2024 Aviation Anticipated Project Schedule

Projects in thousands of dollars

Subject to the approval of the local entity, the Transportation Improvement Program by the governing Metropolitan Planning Organization (as applicable), and as funds are available.

					State Fiscal Year Project Budget				
					7/2019-6/2020	7/2020-6/2021	7/2021-6/2022	7/2022-6/2023	7/2023-6/2024
District: State	Air Service Program								
County: Various									
City: Statewide	Federal:	State:	Local:						
Mode: Aviation	0	6000	666		2222	1111	1111	1111	1111
Agency:	Estimate Total: 6666								
District: State	Scoping and design								
County: Various									
City: Statewide	Federal:	State:	Local:						
Mode: Aviation	0	6345	705		750	800	2000	2500	1000
Agency:	Estimate Total: 7050								
District: State	State Apportionment Funds								
County: Various									
City: Statewide	Federal:	State:	Local:						
Mode: Aviation	9464	0	1052		0	0	0	5258	5258
Agency:	Estimate Total: 10516								

Railroads

Railroads

Missouri is located in the central corridors of the nation's railroad transportation system, with St. Louis and Kansas City being the second and third largest rail hubs in the nation, behind only Chicago, Illinois. Approximately 60 percent of the freight products entering Missouri, both raw materials and finished products, are moved on the rail system. Missouri is the fourth-most rail intensive state by tonnage carried and 10th largest in total size. The rail system is also critical to the nation's passenger rail transportation and Missouri's passenger rail service between St. Louis and Kansas City, the Missouri River Runner.

The MoDOT Multimodal Operations Division administers the state's railroad program. This program includes freight rail safety regulation, passenger rail, light rail safety oversight, rail construction, highway/rail construction coordination, and highway/rail crossing safety and outreach.

Passenger Rail – Twice daily state supported passenger rail service is provided between St. Louis and Kansas City, with stops in Kirkwood, Washington, Hermann, Jefferson City, Sedalia, Warrensburg, Lee's Summit and Independence. In state fiscal year (SFY) 2018, this service carried more than 173,000 passengers. There is no dedicated funding for state supported passenger rail. Funding is subject to legislative general revenue appropriation and gubernatorial approval each year.

To help control costs, MoDOT has increased passenger fares for the Missouri River Runner Service. The following are the latest fare increases: SFY 2012 - 2%; SFY 2013 - 3%; SFY 2014 - 2%; SFY 2017 - 5%; SFY 2018 - 5%; and SFY 2019 – 5%. Increasing fares has helped revenues stay steady while ridership has declined. Ridership has declined largely due to track work and weather related incidents. Since SFY 2016, annual ridership has held steady at around 170,000 passengers.

The Missouri River Runner passenger rail route is owned and maintained by Union Pacific Railroad and two terminal railroads. MoDOT, Union Pacific Railroad, and Amtrak focus on reliable on-time performance through coordination, efficient dispatching, bottleneck removal and capacity enhancements.

Prior to the end of 2014, Missouri received nearly \$50 million in Federal Railroad Administration (FRA) funding to improve passenger rail services. These funds leveraged nearly \$20 million in private investment. Projects targeted improvements in on-time performance and travel time reduction. Notable completed projects include a new Osage River Bridge, a universal crossover near Kirkwood, a third main line in St. Louis Terminal Railroad, a new approach to Merchant's Bridge, and the upgrade of 15 crossings. Projects are located along the state supported passenger rail line from St. Louis to Kansas City. The federal funding required a state commitment to continue operation of the Missouri River Runner passenger rail service. Missouri also introduced new locomotives in SFY 2018 to increase reliability of equipment. The new locomotives are Tier IV compliant and have reduced emissions by 90 percent over previous equipment. The new locomotives were obtained through a 100 percent federally funded grant to

the states of Missouri, Wisconsin, Illinois, Michigan, Washington and California. In 2022, new coaches are expected through another 100 percent federally funded grant.

Table 7-4 Passenger Rail Funding		7/2019 - 6/2020	7/2020 - 6/2021	7/2021 - 6/2022	7/2022 - 6/2023	7/2023 - 6/2024
Railroad Program State Supported Passenger Rail Service	State Cost	9,100,000	9,100,000	9,100,000	9,100,000	9,100,000
	Total	9,100,000	9,100,000	9,100,000	9,100,000	9,100,000
Railroad Program Station Improvements	State Cost	25,000	25,000	25,000	25,000	25,000
	Total	25,000	25,000	25,000	25,000	25,000

Highway/Rail Crossing Safety Program - There are approximately 3,200 public highway/rail crossings in Missouri. These crossings are evaluated and ranked annually according to a safety index which considers train traffic and speed, vehicle traffic and speed, crossing accident history, and sight distance. Projects are identified initially through safety data which considers relevant factors used to determine the baseline of possible projects. Factors include emergency services routes, school bus routes, volume and speed of traffic and other nearby crossings. Project improvements typically include the installation of railroad crossing signal devices, and may vary in scope depending on funding availability and programming restrictions each fiscal year. Once the projects are ranked, and the amount of available funding is applied, MoDOT works with local communities to determine their willingness to move forward with the suggested safety improvements. Most projects are on local roads. On the average, highway/rail crossing projects cost \$250,000 - \$300,000, resulting in improvement to approximately 25 to 30 crossings per year. Project completion typically takes one year.

Each year, approximately \$6 million of Federal Highway Administration (FHWA) Surface Transportation Program Safety Funds and approximately \$1.4 million of state Grade Crossing Safety Account funds are available to improve safety at these crossings. The Grade Crossing Safety Account funds are created from a 25-cent state motor vehicle licensing fee.

Railroads

Railroad Acronyms

AM	Arkansas and Missouri Railroad Company
BGKX	Belton-Grandview Railway
BJN	Burlington Junction Switching Railroad
BSR	Branson Scenic Railway
BNSF	BNSF Railway Company
CMR	Central Midland Railway Company
COLT	Columbia Terminal Railroad Company
CP	Canadian Pacific
FTRL	Foster Townsend Rail Logistics
KAW	Kaw River Railroad
KCS	Kansas City Southern Railway Company
KCT	Kansas City Terminal Railway Company
MNA	Missouri & Northern Arkansas Railroad Company
NS	Norfolk Southern Railway Company
OVA	Ozark Valley Railroad
SLIM	St. Louis Iron Mountain Railroad
SE	SEMO Port Railroad, Inc.
TRRA	Terminal Railroad Association of St. Louis
UP	Union Pacific Railroad Company
WBRW	West Belt Railway

MISSOURI STATEWIDE TRANSPORTATION PROGRAM FISCAL YEAR (FY) 2020-2024 HIGHWAY/RAIL CROSSING SAFETY PROGRAM

Table 7-5 Highway/Rail Crossing Safety Program Funding

District		7/2019 - 6/2020	7/2020 - 6/2021	7/2021 - 6/2022	7/2022 - 6/2023	7/2023 - 6/2024
Northwest	Federal Cost	225,000	1,000,000	0	0	0
	State Cost	25,000	250,000	0	0	0
	Local Cost	0	0	0	0	0
	Total	250,000	1,250,000	0	0	0
Northeast	Federal Cost	2,154,000	0	0	0	0
	State Cost	162,000	0	0	0	0
	Local Cost	0	0	0	0	0
	Total	2,316,000	0	0	0	0
Kansas City	Federal Cost	3,058,000	680,000	400,000	200,000	440,000
	State Cost	130,000	170,000	100,000	50,000	110,000
	Local Cost	0	0	0	0	0
	Total	3,188,000	850,000	500,000	250,000	550,000
Central	Federal Cost	225,000	480,000	0	0	0
	State Cost	25,000	120,000	0	0	0
	Local Cost	0	0	0	0	0
	Total	250,000	600,000	0	0	0
St. Louis	Federal Cost	630,000	0	0	0	0
	State Cost	70,000	0	0	0	0
	Local Cost	0	0	0	0	0
	Total	700,000	0	0	0	0
Southwest	Federal Cost	5,713,000	2,075,000	4,655,000	680,000	800,000
	State Cost	3,014,000	675,000	1,305,000	170,000	200,000
	Local Cost	0	0	0	0	0
	Total	723,000	2,750,000	5,960,000	850,000	1,000,000

MISSOURI STATEWIDE TRANSPORTATION PROGRAM FISCAL YEAR (FY) 2020-2024 HIGHWAY/RAIL CROSSING SAFETY PROGRAM

Table 7-5 Highway/Rail Crossing Safety Program Funding Continued

		7/2019 - 6/2020	7/2020 - 6/2021	7/2021 - 6/2022	7/2022 - 6/2023	7/2023 - 6/2024
Southeast	Federal Cost	450,000	680,000	400,000	0	200,000
	State Cost	50,000	170,000	100,000	0	50,000
	Local Cost	0	0	0	0	0
	Total	500,000	850,000	500,000	0	250,000
Statewide	Federal Cost	616,000	458,000	458,000	458,000	458,000
	State Cost	99,000	82,000	82,000	82,000	82,000
	Local Cost	0	0	0	0	0
	Total	1,140,000	540,000	0	200,000	0
Total	Federal Cost	13,071,000	5,373,000	5,913,000	1,338,000	1,898,000
	State Cost	3,575,000	1,467,000	1,587,000	302,000	442,000
	Local Cost	0	0	0	0	0
	Grand Total	16,646,800	6,840,000	7,500,000	1,640,000	2,340,000



2020 – 2024 Railroads Anticipated Project Schedule

Projects in thousands of dollars

Subject to the approval of the local entity, the Transportation Improvement Program by the governing Metropolitan Planning Organization (as applicable), and as funds are available.

					State Fiscal Year Project Budget				
					7/2019 - 6/2020	7/2020 - 6/2021	7/2021 - 6/2022	7/2022 - 6/2023	7/2023 - 6/2024
District: NW	Install lights and gates at public UP railroad crossing 605670R								
County: Grundy									
City: Trenton	Federal:	State:	Local:						
Mode: Rail	225	25	0		250	0	0	0	0
Street: Rte A	Estimate Total: 250								
District: NE	Install lights and gates at public KCS railroad crossing 293382F								
County: Randolph									
City: Clark	Federal:	State:	Local:						
Mode: Rail	270	30	0		300	0	0	0	0
Street: Rte P	Estimate Total: 300								
District: NE	Install lights and gates at public KCS railroad crossing 293304Y								
County: Audrain									
City: Farber	Federal:	State:	Local:						
Mode: Rail	225	25	0		250	0	0	0	0
Street: Rte AA	Estimate Total: 250								
District: KC	Install lights and gates at public KCS railroad crossing 293463F								
County: Saline									
City: Marshall	Federal:	State:	Local:						
Mode: Rail	225	25	0		250	0	0	0	0
Street: Co Rd 245	Estimate Total: 250								
District: SW	Install lights and gates at public MNA railroad crossing 434793D								
County: Jasper									
City: Carthage	Federal:	State:	Local:						
Mode: Rail	270	30	0		300	0	0	0	0
Street: Fairview Ave	Estimate Total: 300								



2020 – 2024 Railroads

Anticipated Project Schedule

Projects in thousands of dollars

Subject to the approval of the local entity, the Transportation Improvement Program by the governing Metropolitan Planning Organization (as applicable), and as funds are available.

				State Fiscal Year Project Budget				
				7/2019 - 6/2020	7/2020 - 6/2021	7/2021 - 6/2022	7/2022 - 6/2023	7/2023 - 6/2024
District: SW	Install lights and gates at public MNA railroad crossing 443140B							
County: Vernon								
City: Nevada	Federal:	State:	Local:					
Mode: Rail	270	30	0	300	0	0	0	0
Street: Hickory St	Estimate Total: 300							
District: SW	Install lights and gates at public BNSF railroad crossing 667661M							
County: Webster								
City: Seymour	Federal:	State:	Local:					
Mode: Rail	270	30	0	300	0	0	0	0
Street: Oaklawn	Estimate Total: 300							
District: SW	Install lights and cantilevers at public BNSF railroad crossing 669819E							
County: Greene								
City: Bois D'Arc	Federal:	State:	Local:					
Mode: Rail	225	25	0	250	0	0	0	0
Street: Farm Rd 97	Estimate Total: 250							
District: SW	Corridor project - upgrade two and permanently close three public MNA railroad crossings							
County: Vernon								
City: Sheldon	Federal:	State:	Local:					
Mode: Rail	450	150	0	600	0	0	0	0
Street: Various	Estimate Total: 600							
District: SW	Install gates to newly upgraded lights at public BNSF railroad crossing 673216N							
County: Webster								
City: Sampson	Federal:	State:	Local:					
Mode: Rail	45	5	0	50	0	0	0	0
Street: Rte HH	Estimate Total: 50							



2020 – 2024 Railroads Anticipated Project Schedule *Projects in thousands of dollars*

Subject to the approval of the local entity, the Transportation Improvement Program by the governing Metropolitan Planning Organization (as applicable), and as funds are available.

					State Fiscal Year Project Budget				
					7/2019 - 6/2020	7/2020 - 6/2021	7/2021 - 6/2022	7/2022 - 6/2023	7/2023 - 6/2024
District:	SW	Cherokee Rail Corridor CRISI Grant Project							
County:	Greene, Christian, Lawrence								
City:	Republic, Billings, Marionville	Federal:	State:	Local:					
Mode:	Rail	0	1800	800	1800	0	0	0	0
Agency:	Corridor Project	Estimate Total: 2600							
District:	KC	Corridor Consolidation Project							
County:	Saline								
City:	Marshall	Federal:	State:	Local:					
Mode:	Rail	1888	0	262	1888	0	0	0	0
Street:	Corridor Project	Estimate Total: 2150							
District:	NE	Replace bridge over railroad and permanently close two BNSF public crossings 005037G							
County:	Scotland								
City:	Wyaconda	Federal:	State:	Local:					
Mode:	Rail	1000	0	0	1000	0	0	0	0
Street:	Sycamore St	Estimate Total: 1000							
District:	NE	Install lights and gates at public BNSF railroad crossing 005035T							
County:	Scotland								
City:	Wyaconda	Federal:	State:	Local:					
Mode:	Rail	194	22	0	216	0	0	0	0
Street:	Co Rd 111	Estimate Total: 216							
District:	NE	Install lights and gates at public NS railroad crossing 483565Y							
County:	Warren								
City:	Truesdale	Federal:	State:	Local:					
Mode:	Rail	240	60	0	300	0	0	0	0
Street:	Lakepointe Rd	Estimate Total: 300							



2020 – 2024 Railroads Anticipated Project Schedule

Projects in thousands of dollars

Subject to the approval of the local entity, the Transportation Improvement Program by the governing Metropolitan Planning Organization (as applicable), and as funds are available.

				State Fiscal Year Project Budget				
				7/2019 - 6/2020	7/2020 - 6/2021	7/2021 - 6/2022	7/2022 - 6/2023	7/2023 - 6/2024
District: NE	Install lights and gates at public KCS railroad crossing 293296J							
County: Audrain								
City: Vandalia	Federal:	State:	Local:					
Mode: Rail	225	25	0	250	0	0	0	0
Street: Co Rd 557	Estimate Total: 250							
District: KC	Install lights and gates at public MNA railroad crossing 443032E							
County: Cass								
City: Archie	Federal:	State:	Local:					
Mode: Rail	225	25	0	250	0	0	0	0
Street: Pine St	Estimate Total: 250							
District: CD	Install lights and gates at public UP railroad crossing 442661N							
County: Cole								
City: Jefferson City	Federal:	State:	Local:					
Mode: Rail	225	25	0	250	0	0	0	0
Street: Industrial Dr	Estimate Total: 250							
District: SL	Install lights and gates at public UP railroad crossing 425018L							
County: St. Louis								
City: Brentwood	Federal:	State:	Local:					
Mode: Rail	450	50	0	500	0	0	0	0
Street: Brentwood Blvd	Estimate Total: 500							
District: SL	Install gates to existing lights at public CMR railroad crossing 596298L							
County: Franklin								
City: Union	Federal:	State:	Local:					
Mode: Rail	225	25	0	250	0	0	0	0
Street: Church St	Estimate Total: 250							



2020 – 2024 Railroads Anticipated Project Schedule

Projects in thousands of dollars

Subject to the approval of the local entity, the Transportation Improvement Program by the governing Metropolitan Planning Organization (as applicable), and as funds are available.

			State Fiscal Year Project Budget				
			7/2019 - 6/2020	7/2020 - 6/2021	7/2021 - 6/2022	7/2022 - 6/2023	7/2023 - 6/2024
District: SW	Upgrade MNA crossing signage with new Stop Yield crossbuck assemblies						
County: Various							
City: Various	Federal:	State:					
Mode: Rail	180	20	200	0	0	0	0
Street: Various	Estimate Total: 200						
District: SW	Install lights and gates at public MNA railroad crossing 435122H						
County: Lawrence							
City: Near Aurora	Federal:	State:					
Mode: Rail	225	25	250	0	0	0	0
Street: Farm Rd 2175	Estimate Total: 250						
District: SE	Install lights and gates at public UP railroad crossing 787996H						
County: Stoddard							
City: Near Dexter	Federal:	State:					
Mode: Rail	225	25	250	0	0	0	0
Street: Co Rd 732	Estimate Total: 250						
District: SE	Install lights and gates at public UP railroad crossing 446327G						
County: Stoddard							
City: Near Dexter	Federal:	State:					
Mode: Rail	225	25	250	0	0	0	0
Street: Co Rd 657	Estimate Total: 250						
District: Statewide	Upgrade NS crossing signage with new Stop Yield crossbuck assemblies						
County: Various							
City: Various	Federal:	State:					
Mode: Rail	158	17	175	0	0	0	0
Street: Various	Estimate Total: 175						



2020 – 2024 Railroads Anticipated Project Schedule

Projects in thousands of dollars

Subject to the approval of the local entity, the Transportation Improvement Program by the governing Metropolitan Planning Organization (as applicable), and as funds are available.

			State Fiscal Year Project Budget				
			7/2019 - 6/2020	7/2020 - 6/2021	7/2021 - 6/2022	7/2022 - 6/2023	7/2023 - 6/2024
District: SL	Upgrade CMR crossing signage with new Stop Yield crossbuck assemblies						
County: St. Louis, Franklin							
City: Various	Federal:	State:					
Mode: Rail	45	5	50	0	0	0	0
Street: Various	Estimate Total: 50						
District: SW	Install lights and gates at public AM railroad crossing 667024H						
County: Barry							
City: Purdy	Federal:	State:					
Mode: Rail	225	25	250	0	0	0	0
Street: Washington St	Estimate Total: 250						
District: SW	Upgrade AM crossing signage with new Stop Yield crossbuck assemblies						
County: Barry							
City: Various	Federal:	State:					
Mode: Rail	45	5	50	0	0	0	0
Street: Various	Estimate Total: 50						
District: KC	Install lights, gates, and cantilevers at public KCS railroad crossing 329718F						
County: Jackson							
City: Kansas City	Federal:	State:					
Mode: Rail	360	40	400	0	0	0	0
Street: Front St	Estimate Total: 400						
District: KC	Install lights, gates, and cantilevers at public KCS railroad crossing 328709G						
County: Jackson							
City: Kansas City	Federal:	State:					
Mode: Rail	360	40	400	0	0	0	0
Street: Front St	Estimate Total: 400						



2020 – 2024 Railroads Anticipated Project Schedule

Projects in thousands of dollars

Subject to the approval of the local entity, the Transportation Improvement Program by the governing Metropolitan Planning Organization (as applicable), and as funds are available.

					State Fiscal Year Project Budget					
					7/2019 - 6/2020	7/2020 - 6/2021	7/2021 - 6/2022	7/2022 - 6/2023	7/2023 - 6/2024	
District:	SW	Install lights and gates at public AM railroad crossing 667025P	Federal:	State:	Local:	250	0	0	0	0
County:	Barry									
City:	Purdy									
Mode:	Rail		225	25	0					
Street:	Rte C		Estimate Total: 250							
District:	SW	20/80 split on upgrade	Federal:	State:	Local:	52	0	0	0	0
County:	Greene									
City:	Springfield									
Mode:	Rail		46	6	0					
Street:	Sherman Pkwy		Estimate Total: 52							
District:	SW	Install lights and gates at public MNA railroad crossing 435086P	Federal:	State:	Local:	300	0	0	0	0
County:	Stone									
City:	Crane									
Mode:	Rail		270	30	0					
Street:	Hemphill Ave		Estimate Total: 300							
District:	SW	Install side lights at public MNA railroad crossing 435075C	Federal:	State:	Local:	75	0	0	0	0
County:	Stone									
City:	Elsey									
Mode:	Rail		67	8	0					
Street:	Rte FF		Estimate Total: 75							
District:	SW	Install lights and gates at public BNSF railroad crossing 669805W	Federal:	State:	Local:	250	0	0	0	0
County:	Greene									
City:	Ash Grove									
Mode:	Rail		225	25	0					
Street:	Farm Rd 33		Estimate Total: 250							



2020 – 2024 Railroads Anticipated Project Schedule

Projects in thousands of dollars

Subject to the approval of the local entity, the Transportation Improvement Program by the governing Metropolitan Planning Organization (as applicable), and as funds are available.

					State Fiscal Year Project Budget				
					7/2019 - 6/2020	7/2020 - 6/2021	7/2021 - 6/2022	7/2022 - 6/2023	7/2023 - 6/2024
District: Various	Install LED lights at public KCS crossings								
County: Various									
City: Various	Federal:	State:	Local:						
Mode: Rail	67	8	0		75	0	0	0	0
Street: Various	Estimate Total: 75								
District: SL	Install crossing surfaces at public CMR railroad crossings								
County: St. Louis & Franklin									
City: Maryland Heights	Federal:	State:	Local:						
Mode: Rail	135	15	0		150	0	0	0	0
Street: Various	Estimate Total: 150								
District: SW	Install LED lights at public BNSF crossings								
County: Various									
City: Various	Federal:	State:	Local:						
Mode: Rail	135	15	0		150	0	0	0	0
Street: Various	Estimate Total: 150								
District: Statewide	Preliminary engineering for LED upgrades throughout the state								
County: Various									
City: Various	Federal:	State:	Local:						
Mode: Rail	90	30	0		120	0	0	0	0
Street: Various	Estimate Total: 120								
District: Statewide	Preliminary engineering for Stop Yield signage throughout the state								
County: Various									
City: Various	Federal:	State:	Local:						
Mode: Rail	90	30	0		120	0	0	0	0
Street: Various	Estimate Total: 120								



2020 – 2024 Railroads Anticipated Project Schedule

Projects in thousands of dollars

Subject to the approval of the local entity, the Transportation Improvement Program by the governing Metropolitan Planning Organization (as applicable), and as funds are available.

			State Fiscal Year Project Budget				
			7/2019 - 6/2020	7/2020 - 6/2021	7/2021 - 6/2022	7/2022 - 6/2023	7/2023 - 6/2024
District: Statewide	Preliminary engineering for crossing surfaces throughout the state						
County: Various							
City: Various	Federal:	State:					
Mode: Rail	108	12	120	0	0	0	0
Street: Various	Estimate Total: 120						
District: Statewide	Incentive set aside for potential closures of public railroad crossings						
County: Various							
City: Various	Federal:	State:					
Mode: Rail	95	10	105	0	0	0	0
Street: Various	Estimate Total: 105						
District: Statewide	Public railroad crossing inventory improvements						
County: Various							
City: Various	Federal:	State:					
Mode: Rail	75	0	75	0	0	0	0
Street: Various	Estimate Total: 75						
District: NE	Install lights and gates at public NS railroad crossing 480653Y						
County: Ralls							
City: Monroe City	Federal:	State:					
Mode: Rail	200	50	0	250	0	0	0
Street: Buckeye Rd	Estimate Total: 250						
District: NE	Install lights and gates at public NS railroad crossing 480700E						
County: Monroe							
City: Holliday	Federal:	State:					
Mode: Rail	200	50	0	250	0	0	0
Street: Co Rd 217	Estimate Total: 250						



2020 – 2024 Railroads Anticipated Project Schedule

Projects in thousands of dollars

Subject to the approval of the local entity, the Transportation Improvement Program by the governing Metropolitan Planning Organization (as applicable), and as funds are available.

			State Fiscal Year Project Budget				
			7/2019 - 6/2020	7/2020 - 6/2021	7/2021 - 6/2022	7/2022 - 6/2023	7/2023 - 6/2024
District: KC	Install cantilevers, lights, and gates at public KCS road crossing 293500F						
County: Lafayette							
City: Blackburn	Federal:	State:					
Mode: Rail	240	60	0				
Street: Mo 20	Estimate Total:	300	0	300	0	0	0
District: KC	Install lights and gates at public KCS railroad crossing 293502U						
County: Lafayette							
City: Alma	Federal:	State:					
Mode: Rail	200	50	0				
Street: Rte W	Estimate Total:	250	0	250	0	0	0
District: CD	Install lights and gates at public BNSF railroad crossing 664560R						
County: Crawford							
City: Cuba	Federal:	State:					
Mode: Rail	240	60	0				
Street: Scott Rd	Estimate Total:	300	0	300	0	0	0
District: SW	Install lights and gates at public BNSF railroad crossing 673253R						
County: Greene							
City: Strafford	Federal:	State:					
Mode: Rail	200	50	0				
Street: Farm Rd 245	Estimate Total:	250	0	250	0	0	0
District: SW	Install lights and gates at public BNSF railroad crossing 669780D						
County: Dade							
City: Everton	Federal:	State:					
Mode: Rail	200	50	0				
Street: Co Rd 162	Estimate Total:	250	0	250	0	0	0



2020 – 2024 Railroads Anticipated Project Schedule

Projects in thousands of dollars

Subject to the approval of the local entity, the Transportation Improvement Program by the governing Metropolitan Planning Organization (as applicable), and as funds are available.

			State Fiscal Year Project Budget				
			7/2019 - 6/2020	7/2020 - 6/2021	7/2021 - 6/2022	7/2022 - 6/2023	7/2023 - 6/2024
District: SW	Corridor project - install lights and gates at three MNA crossings and permanently close two public crossings						
County: Bates							
City: Butler	Federal:	State:					
Mode: Rail	675	325	0	1000	0	0	0
Street: Various	Estimate Total:	1000					
District: SW	Permanently close a public MNA railroad crossing 669556T						
County: Jasper							
City: Joplin	Federal:	State:					
Mode: Rail	0	100	0	100	0	0	0
Street: 5th St	Estimate Total:	100					
District: SW	Install LED lights at public BNSF crossings						
County: Various							
City: Various	Federal:	State:					
Mode: Rail	180	20	0	200	0	0	0
Street: Various	Estimate Total:	200					
District: NW	Install lights and gates at public BNSF railroad crossing 005324U						
County: Carroll							
City: Norborne	Federal:	State:					
Mode: Rail	200	50	0	250	0	0	0
Street: Co Rd 121	Estimate Total:	250					
District: NW	Install lights and gates at public NS railroad crossing 483823B						
County: Carroll							
City: Norborne	Federal:	State:					
Mode: Rail	200	50	0	250	0	0	0
Street: Co Rd 121	Estimate Total:	250					



2020 – 2024 Railroads Anticipated Project Schedule

Projects in thousands of dollars

Subject to the approval of the local entity, the Transportation Improvement Program by the governing Metropolitan Planning Organization (as applicable), and as funds are available.

						State Fiscal Year Project Budget				
						7/2019 - 6/2020	7/2020 - 6/2021	7/2021 - 6/2022	7/2022 - 6/2023	7/2023 - 6/2024
District: NW	Install lights and gates at public NS railroad crossing 483753N									
County: Chariton										
City: Keytesville	Federal:	State:	Local:							
Mode: Rail	200	50	0			0	250	0	0	0
Street: Hubbard	Estimate Total: 250									
District: SL	Install gates and surface at public UP railroad crossing 445855E									
County: Jefferson										
City: Hillsboro	Federal:	State:	Local:							
Mode: Rail	315	35	0			0	350	0	0	0
Street: Rte P	Estimate Total: 350									
District: SW	Install gates at public BNSF railroad crossing 673269M									
County: Greene										
City: Springfield	Federal:	State:	Local:							
Mode: Rail	240	60	0			0	300	0	0	0
Street: Co Rd 140	Estimate Total: 300									
District: SW	Install gates at public BNSF railroad crossing 669811A									
County: Greene										
City: Bois D'arc	Federal:	State:	Local:							
Mode: Rail	200	50	0			0	250	0	0	0
Street: Rte UU	Estimate Total: 250									
District: SE	Install lights and gates at public PCPA railroad crossing									
County: Pemiscot										
City: Hayti	Federal:	State:	Local:							
Mode: Rail	190	10	0			0	200	0	0	0
Street: Rte D	Estimate Total: 200									



2020 – 2024 Railroads Anticipated Project Schedule

Projects in thousands of dollars

Subject to the approval of the local entity, the Transportation Improvement Program by the governing Metropolitan Planning Organization (as applicable), and as funds are available.

					State Fiscal Year Project Budget					
					7/2019 - 6/2020	7/2020 - 6/2021	7/2021 - 6/2022	7/2022 - 6/2023	7/2023 - 6/2024	
District:	SE	Install lights and gates at public PCPA railroad crossing 665670E	Federal:	State:	Local:	0	200	0	0	0
County:	Pemiscot									
City:	Hayti									
Mode:	Rail		190	10	0					
Street:	Rte J		Estimate Total: 200							
District:	SL	Install gates at public CMR railroad crossing 596323S	Federal:	State:	Local:	0	250	0	0	0
County:	St. Louis									
City:	Maryland Heights									
Mode:	Rail		200	50	0					
Street:	Warson Rd		Estimate Total: 250							
District:	SE	Install lights and gates at public BNSF railroad crossing 665539N	Federal:	State:	Local:	0	300	0	0	0
County:	Pemiscot									
City:	Hayti									
Mode:	Rail		240	60	0					
Street:	Gettings Ln		Estimate Total: 300							
District:	SE	Install lights and gates at public BNSF railroad crossing 665561B	Federal:	State:	Local:	0	300	0	0	0
County:	Pemiscot									
City:	Portageville									
Mode:	Rail		240	60	0					
Street:	Rte YY		Estimate Total: 300							
District:	KC	Install lights and gates at public KCS railroad crossing 293544F	Federal:	State:	Local:	0	300	0	0	0
County:	Lafayette									
City:	Odessa									
Mode:	Rail		240	60	0					
Street:	Blue Book Rd		Estimate Total: 300							



2020 – 2024 Railroads Anticipated Project Schedule

Projects in thousands of dollars

Subject to the approval of the local entity, the Transportation Improvement Program by the governing Metropolitan Planning Organization (as applicable), and as funds are available.

					State Fiscal Year Project Budget				
					7/2019 - 6/2020	7/2020 - 6/2021	7/2021 - 6/2022	7/2022 - 6/2023	7/2023 - 6/2024
District:	CD	Install lights and gates at public KCS railroad crossing 293421U							
County:	Howard								
City:	Glasgow		Federal:	State:	Local:				
Mode:	Rail		240	60	0	0	0		
Street:	8th Street		Estimate Total:			300			
District:	NW	Install lights and gates at public NS railroad crossing 483767W							
County:	Chariton								
City:	Brunswick		Federal:	State:	Local:				
Mode:	Rail		200	50	0	0	0		
Street:	Co Rd 403 / Bourgmound		Estimate Total:			250			
District:	NW	Install lights and gates at public BNSF railroad crossing 005133J							
County:	Linn								
City:	Bucklin		Federal:	State:	Local:				
Mode:	Rail		200	50	0	0	0		
Street:	Meadow Rd		Estimate Total:			250			
District:	SL	Install Cantilevers at public BNSF railroad crossing 664297S							
County:	St. Louis								
City:	Webster Groves		Federal:	State:	Local:				
Mode:	Rail		80	20	100	0	0		
Street:	Big Bend Blvd		Estimate Total:			200			
District:	SE	Install lights and gates at public UP railroad crossing 446324L							
County:	Stoddard								
City:	Fisk		Federal:	State:	Local:				
Mode:	Rail		200	50	0	0	0		
Street:	Co Rd 691		Estimate Total:			250			



2020 – 2024 Railroads Anticipated Project Schedule

Projects in thousands of dollars

Subject to the approval of the local entity, the Transportation Improvement Program by the governing Metropolitan Planning Organization (as applicable), and as funds are available.

			State Fiscal Year Project Budget				
			7/2019 - 6/2020	7/2020 - 6/2021	7/2021 - 6/2022	7/2022 - 6/2023	7/2023 - 6/2024
District: Statewide	Preliminary engineering for LED upgrades throughout the state						
County: Various							
City: Various	Federal:	State:					
Mode: Rail	90	30	0				
Street: Various	Estimate Total: 120		0	120	0	0	0
District: Statewide	Preliminary engineering for Stop Yield signage throughout the state						
County: Various							
City: Various	Federal:	State:					
Mode: Rail	90	30	0				
Street: Various	Estimate Total: 120		0	120	0	0	0
District: Statewide	Preliminary engineering for crossing surfaces throughout the state						
County: Various							
City: Various	Federal:	State:					
Mode: Rail	108	12	0				
Street: Various	Estimate Total: 120		0	120	0	0	0
District: Statewide	Incentive set aside for potential closures of public railroad crossings						
County: Various							
City: Various	Federal:	State:					
Mode: Rail	95	10	0				
Street: Various	Estimate Total: 105		0	105	0	0	0
District: Statewide	Public railroad crossing inventory improvements						
County: Various							
City: Various	Federal:	State:					
Mode: Rail	75	0	0				
Street: Various	Estimate Total: 75		0	75	0	0	0



2020 – 2024 Railroads Anticipated Project Schedule

Projects in thousands of dollars

Subject to the approval of the local entity, the Transportation Improvement Program by the governing Metropolitan Planning Organization (as applicable), and as funds are available.

					State Fiscal Year Project Budget				
					7/2019 - 6/2020	7/2020 - 6/2021	7/2021 - 6/2022	7/2022 - 6/2023	7/2023 - 6/2024
District: NW	Install lights and gates at public NS railroad crossing 483697J								
County: Randolph									
City: Moberly	Federal:	State:	Local:						
Mode: Rail	240	60	0		0	0	300	0	0
Street: Coates St	Estimate Total: 300								
District: KC	Install LED street lights and Crossbuck Stop Yield assemblies at public KAW railroad crossings								
County: Clay									
City: Kansas City	Federal:	State:	Local:						
Mode: Rail	90	10	0		0	0	100	0	0
Street: Bedford Rd	Estimate Total: 100								
District: SW	Corridor project - upgrade two crossings and permanently close two AM railroad crossings.								
County: Barry									
City: Seligman	Federal:	State:	Local:						
Mode: Rail	450	110	0		0	0	560	0	0
Street: Various	Estimate Total: 560								
District: SE	Install lights and gates at public UP railroad crossing 787967X								
County: Dunklin									
City: Campbell	Federal:	State:	Local:						
Mode: Rail	200	50	0		0	0	250	0	0
Street: Co Rd 214	Estimate Total: 250								
District: SW	Install lights and gates at public BNSF railroad crossing 673320H								
County: Lawrence									
City: Verona	Federal:	State:	Local:						
Mode: Rail	200	50	0		0	0	250	0	0
Street: Co Rd 1130	Estimate Total: 250								



2020 – 2024 Railroads Anticipated Project Schedule

Projects in thousands of dollars

Subject to the approval of the local entity, the Transportation Improvement Program by the governing Metropolitan Planning Organization (as applicable), and as funds are available.

					State Fiscal Year Project Budget				
					7/2019 - 6/2020	7/2020 - 6/2021	7/2021 - 6/2022	7/2022 - 6/2023	7/2023 - 6/2024
District: SW	Install lights and gates at public BNSF railroad crossing								
County: Lawrence	673319N								
City: Verona	Federal:	State:	Local:						
Mode: Rail	200	50	0		0	0	250	0	0
Street: Co Rd 1140	Estimate Total: 250								
District: NE	Install lights and gates at public NS railroad crossing 483677X								
County: Randolph									
City: Clark	Federal:	State:	Local:						
Mode: Rail	200	50	0		0	0	250	0	0
Street: Co Rd 2795	Estimate Total: 250								
District: SW	Install new lights, cantilevers, & intersection improvements at								
County: Greene	public BNSF crossing 664172S								
City: Springfield	Federal:	State:	Local:						
Mode: Rail	800	200	0		0	0	1000	0	0
Street: National / Division	Estimate Total: 1000								
District: SW	Install lights and gates at public BNSF railroad crossing								
County: Howell	667851R								
City: Willow Springs	Federal:	State:	Local:						
Mode: Rail	200	50	0		0	0	250	0	0
Street: Co Rd 5500	Estimate Total: 250								
District: SW	Install lights and gates at public KCS railroad crossing 329957F								
County: Vernon									
City: Richards	Federal:	State:	Local:						
Mode: Rail	200	50	0		0	0	250	0	0
Street: Stockade Rd	Estimate Total: 250								



2020 – 2024 Railroads Anticipated Project Schedule

Projects in thousands of dollars

Subject to the approval of the local entity, the Transportation Improvement Program by the governing Metropolitan Planning Organization (as applicable), and as funds are available.

				State Fiscal Year Project Budget				
				7/2019 - 6/2020	7/2020 - 6/2021	7/2021 - 6/2022	7/2022 - 6/2023	7/2023 - 6/2024
District: KC	Install lights and gates at public BNSF railroad crossing 005326H							
County: Ray								
City: Hardin	Federal:	State:	Local:					
Mode: Rail	200	50	0	0	0	250	0	0
Street: Hisinger Lake Rd	Estimate Total: 250							
District: NE	Cost share for a bridge replacement and two crossing closures							
County: Clark								
City: Wyaconda	Federal:	State:	Local:					
Mode: Rail	800	200	0	0	0	1000	0	0
Street: Various	Estimate Total: 1000							
District: KC	Install lights and gates at public NS railroad crossing 483824H							
County: Ray								
City: Hardin	Federal:	State:	Local:					
Mode: Rail	200	50	0	0	0	250	0	0
Street: Hisinger Lake Rd	Estimate Total: 250							
District: SW	Install lights and gates and obtain a closure at public KCS railroad crossing 330015A, 330016G							
County: Jasper								
City: Asbury	Federal:	State:	Local:					
Mode: Rail	400	100	0	0	0	500	0	0
Street: Co Rd 300, Nutmeg Rd	Estimate Total: 500							
District: Statewide	Preliminary engineering for LED upgrades throughout the state							
County: Various								
City: Various	Federal:	State:	Local:					
Mode: Rail	90	30	0	0	0	120	0	0
Street: Various	Estimate Total: 120							



2020 – 2024 Railroads Anticipated Project Schedule

Projects in thousands of dollars

Subject to the approval of the local entity, the Transportation Improvement Program by the governing Metropolitan Planning Organization (as applicable), and as funds are available.

			State Fiscal Year Project Budget				
			7/2019 - 6/2020	7/2020 - 6/2021	7/2021 - 6/2022	7/2022 - 6/2023	7/2023 - 6/2024
District: Statewide	Preliminary engineering for Stop Yield signage throughout the state						
County: Various							
City: Various	Federal:	State:					
Mode: Rail	90	30	0		120	0	0
Street: Various	Estimate Total: 120						
District: Statewide	Preliminary engineering for crossing surfaces throughout the state						
County: Various							
City: Various	Federal:	State:					
Mode: Rail	108	12	0		120	0	0
Street: Various	Estimate Total: 120						
District: Statewide	Incentive set aside for potential closures of public railroad crossings						
County: Various							
City: Various	Federal:	State:					
Mode: Rail	95	10	0		105	0	0
Street: Various	Estimate Total: 105						
District: Statewide	Public railroad crossing inventory improvements						
County: Various							
City: Various	Federal:	State:					
Mode: Rail	75	0	0		75	0	0
Street: Various	Estimate Total: 75						
District: SW	Install lights and gates at public MNA railroad crossing 435055R						
County: Stone							
City: Galena	Federal:	State:					
Mode: Rail	200	50	0		0	250	0
Street: Railey Creek Rd South	Estimate Total: 250						



2020 – 2024 Railroads Anticipated Project Schedule

Projects in thousands of dollars

Subject to the approval of the local entity, the Transportation Improvement Program by the governing Metropolitan Planning Organization (as applicable), and as funds are available.

				State Fiscal Year Project Budget				
				7/2019 - 6/2020	7/2020 - 6/2021	7/2021 - 6/2022	7/2022 - 6/2023	7/2023 - 6/2024
District: SL	Install lights and gates at public BNSF railroad crossing 663871N							
County: Jefferson								
City: Barnhart	Federal:	State:	Local:					
Mode: Rail	200	50	0	0	0	0	250	0
Street: Marble Springs Rd	Estimate Total: 250							
District: KC	Install lights and gates at public NS railroad crossing 483840S							
County: Ray								
City: Henrietta	Federal:	State:	Local:					
Mode: Rail	200	50	0	0	0	0	250	0
Street: Main St	Estimate Total: 250							
District: SW	Install gates at public MNA railroad crossing 443252A							
County: Jasper								
City: Jasper	Federal:	State:	Local:					
Mode: Rail	200	50	0	0	0	0	250	0
Street: Rte M	Estimate Total: 250							
District: SW	Install gates & cantilevers at public MNA railroad crossing 443233V							
County: Barton								
City: Jasper	Federal:	State:	Local:					
Mode: Rail	280	70	0	0	0	0	350	0
Street: Co Rd 126	Estimate Total: 350							
District: Statewide	Preliminary engineering for LED upgrades throughout the state							
County: Various								
City: Various	Federal:	State:	Local:					
Mode: Rail	90	30	0	0	0	0	120	0
Street: Various	Estimate Total: 120							



2020 – 2024 Railroads Anticipated Project Schedule

Projects in thousands of dollars

Subject to the approval of the local entity, the Transportation Improvement Program by the governing Metropolitan Planning Organization (as applicable), and as funds are available.

			State Fiscal Year Project Budget				
			7/2019 - 6/2020	7/2020 - 6/2021	7/2021 - 6/2022	7/2022 - 6/2023	7/2023 - 6/2024
District: Statewide	Preliminary engineering for Stop Yield signage throughout the state						
County: Various							
City: Various	Federal:	State:					
Mode: Rail	90	30	0				
Street: Various	Estimate Total: 120		0	0	0	120	0
District: Statewide	Preliminary engineering for crossing surfaces throughout the state						
County: Various							
City: Various	Federal:	State:					
Mode: Rail	108	12	0				
Street: Various	Estimate Total: 120		0	0	0	120	0
District: Statewide	Incentive set aside for potential closures of public railroad crossings						
County: Various							
City: Various	Federal:	State:					
Mode: Rail	95	10	0				
Street: Various	Estimate Total: 105		0	0	0	105	0
District: Statewide	Public railroad crossing inventory improvements						
County: Various							
City: Various	Federal:	State:					
Mode: Rail	75	0	0				
Street: Various	Estimate Total: 75		0	0	0	75	0
District: SE	Install lights and gates at public UP railroad crossing 789115B						
County: Stoddard							
City: Dexter	Federal:	State:					
Mode: Rail	200	50	0				
Street: Ray St	Estimate Total: 250		0	0	0	0	250



2020 – 2024 Railroads Anticipated Project Schedule *Projects in thousands of dollars*

Subject to the approval of the local entity, the Transportation Improvement Program by the governing Metropolitan Planning Organization (as applicable), and as funds are available.

						State Fiscal Year Project Budget							
						7/2019 - 6/2020	7/2020 - 6/2021	7/2021 - 6/2022	7/2022 - 6/2023	7/2023 - 6/2024			
District: NE	Install lights and gates at public NS railroad crossing 480611M					0	0	0	0	250			
County: Marion													
City: Hannibal											Federal:	State:	Local:
Mode: Rail											200	50	0
Street: Ely St											Estimate Total: 250		
District: SW	Greene County public crossing consolidation and upgrade project 667615L, 667614E, 667616T					0	0	0	0	750			
County: Greene													
City: Rogersville											Federal:	State:	Local:
Mode: Rail											600	150	0
Street: Co Rd 166, 241, 243											Estimate Total: 750		
District: KC	Install gates at public MNA railroad crossing 443014G					0	0	0	0	250			
County: Cass													
City: Harrisonville											Federal:	State:	Local:
Mode: Rail											200	50	0
Street: Co Rd 263 Anaconda											Estimate Total: 250		
District: KC	Install gates & cantilevers at public MNA railroad crossing 442998S					0	0	0	0	300			
County: Cass													
City: Pleasant Hill											Federal:	State:	Local:
Mode: Rail											240	60	0
Street: Rte P											Estimate Total: 300		
District: SE	Install gates at public UP railroad crossing 446276Y					0	0	0	0	250			
County: Butler													
City: Poplar Bluff											Federal:	State:	Local:
Mode: Rail											200	50	0
Street: Co Rd 603											Estimate Total: 250		



2020 – 2024 Railroads Anticipated Project Schedule *Projects in thousands of dollars*

Subject to the approval of the local entity, the Transportation Improvement Program by the governing Metropolitan Planning Organization (as applicable), and as funds are available.

				State Fiscal Year Project Budget				
				7/2019 - 6/2020	7/2020 - 6/2021	7/2021 - 6/2022	7/2022 - 6/2023	7/2023 - 6/2024
District: SL	Install gates at public CMR railroad crossing 596283W							
County: Franklin								
City: Villa Ridge	Federal:	State:	Local:					
Mode: Rail	200	50	0	0	0	0	0	250
Street: Rte M	Estimate Total: 250							
District: Statewide	Preliminary engineering for LED upgrades throughout the state							
County: Various								
City: Various	Federal:	State:	Local:					
Mode: Rail	90	30	0	0	0	0	0	120
Street: Various	Estimate Total: 0							
District: Statewide	Preliminary engineering for Stop Yield signage throughout the state							
County: Various								
City: Various	Federal:	State:	Local:					
Mode: Rail	90	30	0	0	0	0	0	120
Street: Various	Estimate Total: 0							
District: Statewide	Preliminary engineering for crossing surfaces throughout the state							
County: Various								
City: Various	Federal:	State:	Local:					
Mode: Rail	108	12	0	0	0	0	0	120
Street: Various	Estimate Total: 0							
District: Statewide	Incentive set aside for potential closures of public railroad crossings							
County: Various								
City: Various	Federal:	State:	Local:					
Mode: Rail	95	10	0	0	0	0	0	105
Street: Various	Estimate Total: 0							



2020 – 2024 Railroads Anticipated Project Schedule

Projects in thousands of dollars

Subject to the approval of the local entity, the Transportation Improvement Program by the governing Metropolitan Planning Organization (as applicable), and as funds are available.

					State Fiscal Year Project Budget				
					7/2019 - 6/2020	7/2020 - 6/2021	7/2021 - 6/2022	7/2022 - 6/2023	7/2023 - 6/2024
District:	Statewide	Public railroad crossing inventory improvements							
County:	Various								
City:	Various	Federal:	State:	Local:					
Mode:	Rail	75	0	0	0	0	0	0	75
Street:	Various	Estimate Total: 0							

Transit

Transit

Missouri public transit provides mobility to individuals of all ages, incomes and circumstances throughout the state of Missouri. Missouri's public transit agencies provide over 60 million one-way passenger trips each year. MoDOT offers financial and technical assistance to 35 public transit providers and more than 160 specialized transportation providers. Some form of public transit is available in all of the 114 counties of Missouri.

MoDOT Multimodal Division administers State and Federal Transit Administration (FTA) funds to Missouri transit providers to support planning, maintenance, operating and capital assistance activities.

MoDOT is committed to transit asset management to try to maintain a state of good repair (SGR) for Missouri's public transportation assets. Transit asset management (TAM) is a business model that uses transit asset condition to guide the optimal prioritization of funding.

Transit asset performance is measured by asset class, a subgroup of capital assets within an asset category. MoDOT coordinated with transit agencies and MPOs to develop the MoDOT State Sponsored Group Transit Asset Management (TAM) Plan, including the state TAM targets.

In the 2020-2024 STIP, MoDOT has programmed projects to move MoDOT towards the federal transit asset management targets. These funds are distributed to transit providers based on annual applications. Transit agencies request funding to replace equipment, rolling stock and make facility improvements. Annual applications exceed funding availability and awards are evaluated based on transit needs.

Statewide Transit Planning Grants

Section 5304

Section 5304 of Chapter 53, Title 49, U.S.C. Federal Transit Administration - MoDOT administers Federal Transit Administration (FTA) statewide transit planning and other technical assistance activities grants that can be used for planning support, research, development and demonstration projects, fellowships for training in the public transportation field, university research and human resource development.

Federal Transit Administration distributes funds to Missouri based on the latest census information. However, a state must receive at least 0.5 percent of the amount annually apportioned. For these planning and technical assistance activities, the federal share is 80 percent, and the local non-federal share is 20 percent. This funding is used for statewide transit planning with an amount allocated to the state transit association for transit related technical assistance activities.

MoDOT provides funding to each of the Regional Planning Commissions (RPC) and Metropolitan Planning Organizations (MPO) for updates to the Coordinated Public Transit – Human Services Transportation Plans. These plans are updated every five years. These plans must be updated to allow subrecipients to apply for FTA Section 5310 funding within each planning area.

Table 7-6 Section 5304 Funding		STATE FISCAL YEAR PROJECT BUDGETING				
		7/2019 - 6/2020	7/2020 - 6/2021	7/2021 - 6/2022	7/2022 - 6/2023	7/2023 - 6/2024
Section 5304	Federal Assistance	440,000	340,000	340,000	340,000	340,000
	Non-Federal Match	110,000	85,000	85,000	85,000	85,000
	Total	550,000	425,000	425,000	425,000	425,000



2020 – 2024 Transit Anticipated Project Schedule *Projects in thousands of dollars*

Subject to the approval of the local entity, the Transportation Improvement Program by the governing Metropolitan Planning Organization (as applicable), and as funds are available.

					State Fiscal Year Project Budget				
					7/2019-6/2020	7/2020-6/2021	7/2021-6/2022	7/2022-6/2023	7/2023-6/2024
District:	Statewide	5304 - Statewide transit planning and technical assistance (activities)							
County:	Statewide								
City:	Statewide	Federal:	State:	Local:					
Mode:	Transit	1800	0	450	550	425	425	425	425
Agency:	Various	Estimate Total: 2250							

Enhanced Mobility of Seniors and Individuals with Disabilities Program Federal Transit Administration – Section 5310

Section 5310 of Chapter 53, Title 49, U.S.C. Federal Transit Administration - Section 5310 funds provide capital assistance and operating assistance for non-profit organizations as well as governmental entities that provide service to senior citizens and persons with disabilities. These funds are annually apportioned to each of the large urbanized areas (St. Louis, Kansas City and Springfield), apportioned separately on an aggregate basis to the small urbanized areas (between 50,000 – 199,999 population) and annually apportioned separately in aggregate to the rural areas of the state. A portion of the Section 5310 funds apportioned in the St. Louis and Springfield urbanized areas are administered by MoDOT once the Metropolitan Planning Organization's (MPO) for these areas have awarded apportioned funds. Section 5310 funds apportioned to rural and small urban urbanized portions of Missouri are administered by MoDOT. Projects to be funded by Section 5310 must be derived from a locally developed Coordinated Public Transit – Human Services Transportation Plan.

Table 7-7 Section 5310 Funding		STATE FISCAL YEAR PROJECT BUDGETING				
		7/2019 - 6/2020	7/2020 - 6/2021	7/2021 - 6/2022	7/2022 - 6/2023	7/2023 - 6/2024
Section 5310	MoDOT Administered Federal Funds	6,090,000	2,768,000	2,768,000	2,768,000	2,768,000
	Local Match	2,610,000	1,142,000	1,142,000	1,142,000	1,142,000
	Total	8,700,000	3,910,000	3,910,000	3,910,000	3,910,000

Rural fund priorities are selected and programmed directly by MoDOT on the basis of applications. Eligible applications for what FTA defines as “traditional projects” are first reviewed and prioritized by MoDOT to attain the Section 5310 program’s 55 percent funding floor. For projects proposed in small urbanized areas, any prioritization of projects provided to MoDOT from the MPOs will be accepted as long as those projects are Section 5310 eligible activities proposed by eligible applicants. Otherwise, within this category of “traditional projects”, the rural prioritization and small urbanized prioritization of projects in descending order is:

- (a) Replacement of accessible vehicles that have reached the end of their useful life,
- (b) Replacement of non-accessible vehicles that have reached the end of their useful life,
- (c) Accessible vehicles to be used in eligible expanded mobility services,
- (d) Non-accessible vehicles to be used in eligible expanded mobility services,
- (e) Support for mobility management and coordination programs, and
- (f) All other “traditional” Section 5310 eligible project types.

In selecting “traditional” projects for funding, consideration will be given to a geographic distribution to deter concentrations of projects and funds in a few areas of the state. Also, based on applicant responses to Title VI Civil Rights questions about clients served, consideration will be given to ensure low-income individuals and minorities are not excluded from accessing funds for eligible Section 5310 activities.



2020 – 2024 Transit Anticipated Project Schedule

Projects in thousands of dollars

Subject to the approval of the local entity, the Transportation Improvement Program by the governing Metropolitan Planning Organization (as applicable), and as funds are available.

			State Fiscal Year Project Budget				
			7/2019 - 6/2020	7/2020 - 6/2021	7/2021 - 6/2022	7/2022 - 6/2023	7/2023 - 6/2024
District: SL	5310 - Capital assistance funds for transit vehicles in the St. Louis large urban area (yearly application)						
County: Various							
City: St. Louis	Federal:	State:					
Mode: Transit	5044	0	1625	1170	1170	1170	1170
Agency: Various	Estimate Total:	6305					
District: SW	5310 - Capital assistance funds for transit vehicles in the Springfield large urban area (yearly application)						
County: Greene							
City: Springfield	Federal:	State:					
Mode: Transit	1108	0	425	240	240	240	240
Agency: Various	Estimate Total:	1385					
District: Statewide	5310 - Capital assistance funds for bus replacement/expansion in State of Missouri rural areas (yearly application)						
County: Statewide							
City: Statewide	Federal:	State:					
Mode: Transit	7160	0	3750	1300	1300	1300	1300
Agency: Various	Estimate Total:	8950					
District: NW/SW/SE/CD	5310 - Operating assistance funds for transportation services for elderly and individuals with disabilities in State of Missouri small urban areas (yearly application)						
County: Various							
City: Various	Federal:	State:					
Mode: Transit	3850	0	2900	1200	1200	1200	1200
Agency: Various	Estimate Total:	7700					

Rural Transit Assistance Program

Federal Transit Administration Section 5311

Section 5311 of Chapter 53, Title 49, U.S.C. Federal Transit Administration - Section 5311 provides capital and operating assistance to public transportation systems in rural areas. A rural area is outside an urbanized area of 50,000 or greater population. Section 5311 projects include planning and technical studies, system design, capital assistance, and assistance in defraying operating losses. Intercity over-the-road bus services are also eligible for funding.

Eligible recipients of Section 5311 assistance include public bodies, private not-for-profit corporations and operators that provide general public transportation services. Private for-profit providers of service are eligible through purchase of service agreements with a local public body for the provision of public transportation services. For-profit intercity carriers are also eligible.

Section 5311 project selection is performed by MoDOT based upon annual applications. Request for operating assistance is given priority over capital project requests. Once operating assistance is awarded, capital requests are reviewed for award if funding is available. Operating assistance awards are based upon the project's budget for the coming year compared to previous year expenditures. Priority is given to local public bodies because they meet the program's primary objective of offering general public service. Not-for-profit organizations are also eligible to participate in the program if they meet program criteria and have available local matching funds. Capital projects are funded 80 percent federal and 20 percent local. Operating assistance projects may be used to support up to 50 percent of a project's net operating loss. Net operating loss is the total expense incurred minus any fares collected. As federally required, 15 percent of the Section 5311 funds are reserved to support intercity bus service. In the event eligible applicants do not express an interest in supporting intercity bus service or, if the requests received are less than the reserved amount, the funding reserved for intercity bus will be transferred to the rural public transit service. The department may use up to 10 percent of its Section 5311 apportionment for program administration, planning and technical assistance, with no state match required.

Rural Transit Assistance Program

Federal Transit Administration Section 5311

Table 7-8 Section 5311 Funding		STATE FISCAL YEAR PROJECT BUDGETING				
		7/2019 - 6/2020	7/2020 - 6/2021	7/2021 - 6/2022	7/2022 - 6/2023	7/2023 - 6/2024
Section 5311	Federal Assistance	22,406,900	20,285,800	20,285,800	20,285,800	20,285,800
	Local Match	18,528,900	17,394,600	17,394,600	17,394,600	17,394,600
	Total	40,935,800	37,680,400	37,680,400	37,680,400	37,680,400



2020 – 2024 Transit Anticipated Project Schedule *Projects in thousands of dollars*

Subject to the approval of the local entity, the Transportation Improvement Program by the governing Metropolitan Planning Organization (as applicable), and as funds are available.

						State Fiscal Year Project Budget				
						7/2019-6/2020	7/2020-6/2021	7/2021-6/2022	7/2022-6/2023	7/2023-6/2024
District: SE	5311 - Operating assistance for rural public transportation					440.8	440.8	440.8	440.8	440.8
County: Cape Girardeau										
City: Cape Girardeau	Federal:	State:	Local:							
Mode: Transit	1102	0	1102							
Agency: Cape Girardeau County Transit Authority	Estimate Total: 2204									
District: SE	5311 - Operating assistance for rural public transportation					67	67	67	67	67
County: Stoddard										
City: Bloomfield	Federal:	State:	Local:							
Mode: Transit	167.5	0	167.5							
Agency: City of Bloomfield	Estimate Total: 335									
District: SW	5311 - Operating assistance for rural public transportation					67	67	67	67	67
County: Jasper										
City: Carthage	Federal:	State:	Local:							
Mode: Transit	167.5	0	167.5							
Agency: City of Carthage	Estimate Total: 335									
District: SW	5311 - Operating assistance for rural public transportation					132	132	132	132	132
County: Henry										
City: Clinton	Federal:	State:	Local:							
Mode: Transit	330	0	330							
Agency: City of Clinton	Estimate Total: 660									
District: SW	5311 - Operating assistance for rural public transportation					136	136	136	136	136
County: Cedar										
City: Eldorado Springs	Federal:	State:	Local:							
Mode: Transit	340	0	340							
Agency: City of Eldorado Springs	Estimate Total: 680									



2020 – 2024 Transit Anticipated Project Schedule

Projects in thousands of dollars

Subject to the approval of the local entity, the Transportation Improvement Program by the governing Metropolitan Planning Organization (as applicable), and as funds are available.

					State Fiscal Year Project Budget				
					7/2019-6/2020	7/2020-6/2021	7/2021-6/2022	7/2022-6/2023	7/2023-6/2024
District: KC	5311 - Operating assistance for rural public transportation								
County: Clay									
City: Excelsior Springs	Federal:	State:	Local:						
Mode: Transit	480	0	480		192	192	192	192	192
Agency: City of Excelsior Springs	Estimate Total: 960								
District: SE	5311 - Operating assistance for rural public transportation								
County: Texas									
City: Houston	Federal:	State:	Local:						
Mode: Transit	330	0	330		132	132	132	132	132
Agency: City of Houston	Estimate Total: 660								
District: SW	5311 - Operating assistance for rural public transportation								
County: Barton									
City: Lamar	Federal:	State:	Local:						
Mode: Transit	295	0	295		118	118	118	118	118
Agency: City of Lamar	Estimate Total: 590								
District: SW	5311 - Operating assistance for rural public transportation								
County: Lawrence									
City: Mt. Vernon	Federal:	State:	Local:						
Mode: Transit	350	0	350		140	140	140	140	140
Agency: City of Mt. Vernon	Estimate Total: 700								
District: SW	5311 - Operating assistance for rural public transportation								
County: Vernon									
City: Nevada	Federal:	State:	Local:						
Mode: Transit	140	0	140		56	56	56	56	56
Agency: City of Nevada	Estimate Total: 280								



2020 – 2024 Transit Anticipated Project Schedule

Projects in thousands of dollars

Subject to the approval of the local entity, the Transportation Improvement Program by the governing Metropolitan Planning Organization (as applicable), and as funds are available.

						State Fiscal Year Project Budget							
						7/2019-6/2020	7/2020-6/2021	7/2021-6/2022	7/2022-6/2023	7/2023-6/2024			
District:	SE	5311 - Operating assistance for rural public transportation											
County:	New Madrid												
City:	New Madrid										Federal:	State:	Local:
Mode:	Transit										250	0	250
Agency:	City of New Madrid	Estimate Total:				500							
District:	SE	5311 - Operating assistance for rural public transportation											
County:	Howell												
City:	West Plains										Federal:	State:	Local:
Mode:	Transit										400	0	400
Agency:	City of West Plains	Estimate Total:				800							
District:	SE	5311 - Operating assistance for rural public transportation											
County:	Dunklin												
City:	Doniphan										Federal:	State:	Local:
Mode:	Transit										1535	0	1535
Agency:	Dunklin County Transit Service, Inc.	Estimate Total:				3070							
District:	SE	5311 - Operating assistance for rural public transportation											
County:	Texas												
City:	Licking										Federal:	State:	Local:
Mode:	Transit										167.5	0	167.5
Agency:	Licking Bridge Builders	Estimate Total:				335							
District:	NE	5311 - Operating assistance for rural public transportation											
County:	Macon												
City:	Macon										Federal:	State:	Local:
Mode:	Transit										160	0	160
Agency:	Macon Area Chamber of Commerce	Estimate Total:				320							



2020 – 2024 Transit Anticipated Project Schedule

Projects in thousands of dollars

Subject to the approval of the local entity, the Transportation Improvement Program by the governing Metropolitan Planning Organization (as applicable), and as funds are available.

						State Fiscal Year Project Budget				
						7/2019-6/2020	7/2020-6/2021	7/2021-6/2022	7/2022-6/2023	7/2023-6/2024
District:	SE	5311 - Operating assistance for rural public transportation								
County:	Mississippi									
City:	East Prairie	Federal:	State:	Local:						
Mode:	Transit	800	0	800	320	320	320	320	320	
Agency:	Mississippi County Transit System	Estimate Total:		1600						
District:	Statewide	5311 - Operating assistance for rural public transportation								
County:	Statewide									
City:	Statewide	Federal:	State:	Local:						
Mode:	Transit	47800	0	47800	19120	19120	19120	19120	19120	
Agency:	OATS, Inc.	Estimate Total:		95600						
District:	KC	5311 - Operating assistance for rural public transportation								
County:	Ray									
City:	Richmond	Federal:	State:	Local:						
Mode:	Transit	1725	0	1725	690	690	690	690	690	
Agency:	Ray County Transportation	Estimate Total:		3450						
District:	SE	5311 - Operating assistance for rural public transportation								
County:	Ripley									
City:	Doniphan	Federal:	State:	Local:						
Mode:	Transit	925	0	925	370	370	370	370	370	
Agency:	Ripley County Transit	Estimate Total:		1850						
District:	SE	5311 - Operating assistance for rural public transportation								
County:	Scott									
City:	Sikeston	Federal:	State:	Local:						
Mode:	Transit	900	0	900	360	360	360	360	360	
Agency:	Scott County Transportation System	Estimate Total:		1800						



2020 – 2024 Transit Anticipated Project Schedule *Projects in thousands of dollars*

Subject to the approval of the local entity, the Transportation Improvement Program by the governing Metropolitan Planning Organization (as applicable), and as funds are available.

						State Fiscal Year Project Budget								
						7/2019-6/2020	7/2020-6/2021	7/2021-6/2022	7/2022-6/2023	7/2023-6/2024				
District:	CD	5311 - Operating assistance for rural public transportation				540	540	540	540	540				
County:	Callaway													
City:	Fulton	Federal:	State:	Local:										
Mode:	Transit	1350	0	1350										
Agency:	SERVE, Inc.	Estimate Total: 2700												
District:	SE	5311 - Operating assistance for rural public transportation				6700	6700	6700	6700	6700				
County:	Statewide													
City:	Statewide	Federal:	State:	Local:										
Mode:	Transit	16750	0	16750										
Agency:	Southeast Missouri Transportation System (SMTS)		Estimate Total: 33500											
District:	Various	5311 - Professional services for oversight and compliance of FTA subrecipients and programs				300	300	300	0	0				
County:	Statewide													
City:	Statewide	Federal:	State:	Local:										
Mode:	Transit	900	0	0										
Agency:	Estimate Total: 900													
District:	Various	5311 - Administration funds for a transit grant management system to be procured in fiscal year 2019 (estimate)				175	175	175	175	175				
County:	Statewide													
City:		Federal:	State:	Local:										
Mode:	Transit	875	0	0										
Agency:	Estimate Total: 875													
District:	Various	5311 - Capital assistance for transit vehicles and operating assistance for rural public transportation from unused administration funds.				3722.6	1847.6	1847.6	1847.6	1847.6				
County:	Statewide													
City:	Various	Federal:	State:	Local:										
Mode:	Transit	8890.4	0	222.6										
Agency:	5311 Rural Transportation Providers		Estimate Total: 11113											



2020 – 2024 Transit Anticipated Project Schedule *Projects in thousands of dollars*

Subject to the approval of the local entity, the Transportation Improvement Program by the governing Metropolitan Planning Organization (as applicable), and as funds are available.

						State Fiscal Year Project Budget				
						7/2019-6/2020	7/2020-6/2021	7/2021-6/2022	7/2022-6/2023	7/2023-6/2024
District:	Various	5311(f) - Operating assistance for intercity bus transportation								
County:	Statewide									
City:	Various		Federal:	State:	Local:					
Mode:	Transit		577.5	0	577.5	231	231	231	231	231
Agency:	Burlington Trailways		Estimate Total: 1155							
District:	Various	5311(f) - Operating assistance for intercity bus transportation								
County:	Statewide									
City:	Various		Federal:	State:	Local:					
Mode:	Transit		6937	0	6937	2774.8	2774.8	2774.8	2774.8	2774.8
Agency:	Greyhound		Estimate Total: 13874							
District:	Various	5311(f) - Operating assistance for intercity bus transportation								
County:	Statewide									
City:	Various		Federal:	State:	Local:					
Mode:	Transit		1031.5	0	1031.5	412.6	412.6	412.6	412.6	412.6
Agency:	Jefferson Lines		Estimate Total: 2063							
District:	Various	5311(f) - Operating assistance for intercity bus transportation								
County:	Statewide									
City:	Various		Federal:	State:	Local:					
Mode:	Transit		2989	0	2989	1195.6	1195.6	1195.6	1195.6	1195.6
Agency:	OATS, Inc.		Estimate Total: 5978							
District:	Various	5311(f) - Replacement of one transit vehicle exceeding useful life								
County:	Statewide									
City:	Various		Federal:	State:	Local:					
Mode:	Transit		407.9	0	102	509.9	0	0	0	0
Agency:	Burlington Trailways		Estimate Total: 509.9							



2020 – 2024 Transit Anticipated Project Schedule *Projects in thousands of dollars*

Subject to the approval of the local entity, the Transportation Improvement Program by the governing Metropolitan Planning Organization (as applicable), and as funds are available.

						State Fiscal Year Project Budget				
						7/2019-6/2020	7/2020-6/2021	7/2021-6/2022	7/2022-6/2023	7/2023-6/2024
District:	Various	5311(f) - Replacement of three transit vehicles exceeding useful life								
County:	Statewide									
City:	Various		Federal:	State:	Local:					
Mode:	Transit		963	0	240.8	1203.8	0	0	0	0
Agency:	Jefferson Lines		Estimate Total:		1203.8					
District:	Various	5311(f) - Replacement of three transit vehicle exceeding useful life								
County:	Statewide									
City:	Various		Federal:	State:	Local:					
Mode:	Transit		1204.6	0	301.2	1505.8	0	0	0	0
Agency:	Greyhound		Estimate Total:		1505.8					
District:	Various	5311(f) - Capital assistance for purchase of transit vehicles								
County:	Statewide									
City:	Columbia		Federal:	State:	Local:					
Mode:	Transit		461.7	0	115.4	577.1	0	0	0	0
Agency:	OATS, Inc.		Estimate Total:		577.1					

Rural Transit Assistance Program Section 5311 (b)

Section 5311 (b) of Chapter 53, Title 49, U.S.C. Federal Transit Administration - MoDOT administers the Federal Transit Administration Section 5311 (b) Rural Transit Assistance Program for the development and implementation of training, technical assistance and other support services for use by local transit providers in rural areas. No matching funds are required.

Federal Transit Administration allocates Rural Transit Assistance Program funds to each state based on an administrative formula. Federal Transit Administration first allocates \$65,000 to each state, and then distributes the balance of the annual funding according to the rural population of each state.

Through a competitive selection process, MoDOT currently contracts these services with the Missouri University of Science and Technology.

Table 7-9 Section 5311 (b) Funding		STATE FISCAL YEAR PROJECT BUDGETING				
		7/2019 - 6/2020	7/2020 - 6/2021	7/2021 - 6/2022	7/2022 - 6/2023	7/2023 - 6/2024
Section 5311 (b)	Federal Assistance	314,000	314,000	314,000	314,000	314,000
	Total	314,000	314,000	314,000	314,000	314,000

State Safety Oversight Formula Grants Federal Transit Administration – Section 5329

Section 5329 of Chapter 53, Title 49, U.S.C. - Federal Transit Administration - Each state with transit rail systems not regulated by the Federal Transit Administration (FTA) is required to establish a state safety oversight (SSO) program with the responsibility to enforce federal law and oversee fixed guide way public transportation safety. MoDOT administers Federal Transit Administration Section 5329 SSO grants. These Section 5329 grants fund up to 80 percent of the cost to administer and operate the state safety oversight program. Grant matching funds may not be derived from the transit systems subject to the state safety oversight and are funded through the State Transportation Fund. Systems subject to MoDOT oversight from this program are St. Louis MetroLink, the new Delmar Loop Trolley and the Kansas City Street Car.

MoDOT’s State Safety Oversight program uses a combination of internal staff and contract expertise to help ensure the systems in Missouri are as safe as possible. MoDOT elected to competitively procure expertise when new requirements were passed by the U.S. Congress in MAP-21. This allowed MoDOT to quickly get up to speed with the new, more stringent requirements and to develop and implement ways of improving the safety of these systems much quicker than hiring and training internal staff. Each of the systems regulated have reduced incidents and improved efficiencies because of this approach.

		STATE FISCAL YEAR PROJECT BUDGETING				
		7/2019 - 6/2020	7/2020 - 6/2021	7/2021 - 6/2022	7/2022 - 6/2023	7/2023 - 6/2024
Section 5329	MoDOT Administered Federal Funds	700,000	560,000	560,000	560,000	560,000
	State Match	175,000	140,000	140,000	140,000	140,000
	Total	875,000	700,000	700,000	700,000	700,000

Bus and Bus Facilities Program Formula Grants Federal Transit Administration – Section 5339

Section 5339 of Chapter 53, Title 49, U.S.C. - Federal Transit Administration - MoDOT administers Federal Transit

Administration Section 5339 Bus and Bus Facilities formula program grants. This grant category funds up to 80 percent of the cost to replace, rehabilitate and purchase buses and related equipment as well as construction of bus related facilities. These funds are annually apportioned to each of the large urbanized areas (St. Louis, Kansas City and Springfield), apportioned separately on an aggregate basis to the small urbanized areas (between 50,000 – 199,999 population) and annually apportioned separately in aggregate to the non-urbanized/rural areas of the state. MoDOT administers the funds apportioned to the non-urbanized/rural areas of Missouri.

MoDOT worked with the transit programs’ advisory body, the Missouri Public Transit Association (MPTA), to develop consensus on a formula funding arrangement for the allocation of the FTA Section 5339 Bus & Bus Facilities Program funds to Missouri’s large urbanized areas, small urbanized areas, and rural transportation providers.

MoDOT only administers the Section 5339 Rural apportionment for rural transportation providers. Rural transportation providers submit an annual application requesting vehicle replacement or expansion. Awards are based upon the useful life criteria identified in the Transit State Management Plan. Useful life criteria identifies the expected lifetime of vehicles based upon years and/or mileage. Vehicles must meet or exceed the useful life criteria to be eligible for replacement.

The Small Urbanized apportionment and Large Urban apportionment is transferred to the 5307 program for ease of grant management. By transferring to the 5307 program, the large urban and small urban providers apply directly to FTA to receive funds for eligible projects in the Section 5339 Bus & Bus Facility program.

Table 7-11 Section 5339 Funding		STATE FISCAL YEAR PROJECT BUDGETING				
		7/2019 - 6/2020	7/2020 - 6/2021	7/2021 - 6/2022	7/2022 - 6/2023	7/2023 - 6/2024
Section 5339	MoDOT Administered Federal Funds	3,566,000	2,427,000	2,427,000	2,427,000	2,427,000
	Local Match	892,000	607,000	607,000	607,000	607,000
	Total	4,458,000	3,034,000	3,034,000	3,034,000	3,034,000



2020 – 2024 Transit Anticipated Project Schedule

Projects in thousands of dollars

Subject to the approval of the local entity, the Transportation Improvement Program by the governing Metropolitan Planning Organization (as applicable), and as funds are available.

					State Fiscal Year Project Budget							
					7/2019 - 6/2020	7/2020 - 6/2021	7/2021 - 6/2022	7/2022 - 6/2023	7/2023 - 6/2024			
District:	KC	5339 - Statewide allocation transferred to KCATA 5307 program. KCATA will apply directly to FTA			62.5	62.5	62.5	62.5	62.5			
County:	Jackson											
City:	Kansas City	Federal:	State:	Local:								
Mode:	Transit	250	0	62.5								
Agency:	Kansas City Area Transportation Authority - KCATA	Estimate Total:								312.5		
District:	SW	5339 - Statewide allocation transferred to City Utilities of Springfield 5307 program. City Utilities of Springfield will apply directly to FTA			62.5	62.5	62.5	62.5	62.5			
County:	Greene											
City:	Springfield	Federal:	State:	Local:								
Mode:	Transit	250	0	62.5								
Agency:	City Utilities of Springfield	Estimate Total:								312.5		
District:	SL	5339 - Statewide allocation transferred to Bi-State (Metro) Development 5307 program. Bi-State (Metro) Development will apply directly to FTA			62.5	62.5	62.5	62.5	62.5			
County:	St. Louis											
City:	St. Louis	Federal:	State:	Local:								
Mode:	Transit	250	0	62.5								
Agency:	Bi-State (Metro) Development Agency	Estimate Total:								312.5		
District:	NW	5339 - Small urban and statewide allocation transferred to City of St. Joseph 5307 program. City of St. Joseph will apply directly to FTA			237.9	237.9	237.9	237.9	237.9			
County:	Buchanan											
City:	St. Joseph	Federal:	State:	Local:								
Mode:	Transit	951.6	0	237.9								
Agency:	City of St. Joseph	Estimate Total:								1189.5		
District:	SW	5339 - Small urban and statewide allocation transferred to City of Joplin 5307 program. City of Joplin will apply directly to FTA			241.4	241.4	241.4	241.4	241.4			
County:	Jasper											
City:	Joplin	Federal:	State:	Local:								
Mode:	Transit	965.6	0	241.4								
Agency:	City of Joplin	Estimate Total:								1207		



2020 – 2024 Transit Anticipated Project Schedule

Projects in thousands of dollars

Subject to the approval of the local entity, the Transportation Improvement Program by the governing Metropolitan Planning Organization (as applicable), and as funds are available.

				State Fiscal Year Project Budget				
				7/2019 - 6/2020	7/2020 - 6/2021	7/2021 - 6/2022	7/2022 - 6/2023	7/2023 - 6/2024
District:	CD	5339 - Small urban and statewide allocation transferred to City of Columbia						
County:	Boone	5307 program. City of Columbia will apply directly to FTA						
City:	Columbia	Federal:	State:					
Mode:	Transit	1328	0	332	332	332	332	332
Agency:	City of Columbia - Go COMO		Estimate Total:	1660				
District:	CD	5339 - Small urban and statewide allocation transferred to City of Jefferson						
County:	Cole	5307 program. City of Jefferson will apply directly to FTA						
City:	Jefferson City	Federal:	State:					
Mode:	Transit	756	0	189	189	189	189	189
Agency:	City of Jefferson - JEFFTRAN		Estimate Total:	945				
District:	KC	5339 - Small urban and statewide allocation transferred to City of Lee's						
County:	Jackson	Summit 5307 program. City of Lee's Summit will apply directly to FTA						
City:	Lee's Summit	Federal:	State:					
Mode:	Transit	985.6	0	246.4	246.4	246.4	246.4	246.4
Agency:	City of Lee's Summit		Estimate Total:	1232				
District:	SE	5339 - Small urban and statewide allocation transferred to Cape Girardeau						
County:	Cape Girardeau	County Transit 5307 program. Cape Girardeau County Transit will apply						
City:	Cape Girardeau	Federal:	State:					
Mode:	Transit	707	0	177	176.8	176.8	176.8	176.8
Agency:	Cape Girardeau County Transit Authority		Estimate Total:	884				
District:	Statewide	5339 - Statewide allocation for rural public providers in the State of						
County:	Statewide	Missouri for replacement of transit vehicles exceeding useful life or						
City:	Statewide	Federal:	State:					
Mode:	Transit	6832.2	0	1708.2	2846.8	1423.4	1423.4	1423.4
Agency:	5311 Rural Transportation Providers		Estimate Total:	8540.4				

Missouri Elderly and Handicapped Transportation Assistance Program

The Missouri Elderly and Handicapped Transportation Assistance Program (MEHTAP) is a state funded program that provides funding to the 10 Area Agencies on Aging (AAA) and approximately 145 non-profit organizations statewide that offer transportation services to senior citizens and persons with disabilities at below-cost rates. These programs are allocated among grantees, taking into account ridership, costs and alternative services available, as required by state law. Trips are weighted by type (medical, essential services, recreation) and determine total ridership. Costs are estimated by total vehicle miles operated by each recipient. Weighted trips and vehicle miles are given equal weight in computing a preliminary formula-based distribution of funds.

The preliminary formula-based distribution is adjusted for alternative services available, local resources and special client needs. Some discretion is exercised to adjust for inequities stemming from longevity in the program. MEHTAP funding is allocated by the Department in accordance with 208.250 – 208.265, RSMo and Code of State Regulations (CSR) 7 CSR 10-7.010, based on the following criteria: need for service, trip purpose, cost effectiveness, and cost and availability of alternative service.

Each year a portion of the MEHTAP appropriation is reserved for Area Agencies on Aging. Reserved funds supplement state and federal funds available to the area agencies for transportation. Area agencies may use MEHTAP funds in combination with other transportation funds to provide transportation services or to contract with existing providers for service. Each year, project funding is contingent upon receipt of applications from eligible providers and an appropriation from the state legislature. Federal, local and private matching funds of over \$37,000,000 do not flow through MoDOT.

Annually, an executive summary on the previous fiscal years MEHTAP program can be found at the following link:

<http://www.modot.org/othertransportation/transit/documents/MEHTAPAnnualReport.pdf> This report is posted in August after the end of the state fiscal year.

Table 7-12 MEHTAP Funding		STATE FISCAL YEAR PROJECT BUDGETING				
		7/2019 - 6/2020	7/2020 - 6/2021	7/2021 - 6/2022	7/2022 - 6/2023	7/2023 - 6/2024
MEHTAP	State Funds	2,468,607	2,468,607	2,468,607	2,468,607	2,468,607
	Local Match	2,468,607	2,468,607	2,468,607	2,468,607	2,468,607
	Total	4,937,214	4,937,214	4,937,214	4,937,214	4,937,214



2020 – 2024 Transit Anticipated Project Schedule

Projects in thousands of dollars

Subject to the approval of the local entity, the Transportation Improvement Program by the governing Metropolitan Planning Organization (as applicable), and as funds are available.

			State Fiscal Year Project Budget				
			7/2019-6/2020	7/2020-6/2021	7/2021-6/2022	7/2022-6/2023	7/2023-6/2024
District: SL	MEHTAP – Operating assistance for transportation services for elderly and individuals with disabilities						
County: St. Louis							
City: Florissant	Federal:	State:					
Mode: Transit	0	4.3	8.6	8.6	8.6	8.6	8.6
Agency: All About Family 1	Estimate Total: 17.2						
District: NW	MEHTAP – Operating assistance for transportation services for elderly and individuals with disabilities						
County: Nodaway							
City: Maryville	Federal:	State:					
Mode: Transit	0	2.8	5.6	5.6	5.6	5.6	5.6
Agency: Association of Group Homes for Nodaway County, Inc.	Estimate Total: 11.2						
District: SW	MEHTAP – Operating assistance for transportation services for elderly and individuals with disabilities						
County: Barton							
City: Lamar	Federal:	State:					
Mode: Transit	0	2.9	5.8	5.8	5.8	5.8	5.8
Agency: Cox Barton County Hospital	Estimate Total: 11.6						
District: SL	MEHTAP – Operating assistance for transportation services for elderly and individuals with disabilities						
County: St. Louis							
City: St. Louis City	Federal:	State:					
Mode: Transit	0	5.8	11.6	11.6	11.6	11.6	11.6
Agency: City Seniors, Inc.	Estimate Total: 23.2						
District: KC	MEHTAP – Operating assistance for transportation services for elderly and individuals with disabilities						
County: Lafayette							
City: Higginsville	Federal:	State:					
Mode: Transit	0	3.8	15.2	7.6	7.6	7.6	7.6
Agency: Bi-County Service, Inc.	Estimate Total: 30.4						



2020 – 2024 Transit Anticipated Project Schedule

Projects in thousands of dollars

Subject to the approval of the local entity, the Transportation Improvement Program by the governing Metropolitan Planning Organization (as applicable), and as funds are available.

					State Fiscal Year Project Budget				
					7/2019-6/2020	7/2020-6/2021	7/2021-6/2022	7/2022-6/2023	7/2023-6/2024
District:	SE	MEHTAP – Operating assistance for transportation services for elderly and individuals with disabilities							
County:	Carter								
City:	Van Buren	Federal:	State:	Local:					
Mode:	Transit	0	3.8	3.8	7.6	7.6	7.6	7.6	7.6
Agency:	Big Springs Sheltered Workshop, Inc.	Estimate Total: 15.2							
District:	SE	MEHTAP – Operating assistance for transportation services for elderly and individuals with disabilities							
County:	New Madrid								
City:	Sikeston	Federal:	State:	Local:					
Mode:	Transit	0	11.5	11.5	23	23	23	23	23
Agency:	Bootheel Counseling Services, Inc.	Estimate Total: 46							
District:	SL	MEHTAP – Operating assistance for transportation services for elderly and individuals with disabilities							
County:	St. Charles								
City:	St. Peters	Federal:	State:	Local:					
Mode:	Transit	0	2.5	2.5	5	5	5	5	5
Agency:	Boone Center Workshop, Inc.	Estimate Total: 10							
District:	SW	MEHTAP – Operating assistance for transportation services for elderly and individuals with disabilities							
County:	Greene								
City:	Springfield	Federal:	State:	Local:					
Mode:	Transit	0	11.1	11.1	22.2	22.2	22.2	22.2	22.2
Agency:	Burrell, Inc.	Estimate Total: 44.4							
District:	SE	MEHTAP – Operating assistance for transportation services for elderly and individuals with disabilities							
County:	Butler								
City:	Poplar Bluff	Federal:	State:	Local:					
Mode:	Transit	0	2.1	2.1	4.2	4.2	4.2	4.2	4.2
Agency:	Butler County Community Resource Council	Estimate Total: 8.4							



**2020 – 2024 Transit
Anticipated Project Schedule**
Projects in thousands of dollars

Subject to the approval of the local entity, the Transportation Improvement Program by the governing Metropolitan Planning Organization (as applicable), and as funds are available.

				State Fiscal Year Project Budget				
				7/2019- 6/2020	7/2020- 6/2021	7/2021- 6/2022	7/2022- 6/2023	7/2023- 6/2024
District: CD	MEHTAP – Operating assistance for transportation services for elderly and individuals with disabilities							
County: Phelps								
City: St. James	Federal:	State:	Local:					
Mode: Transit	0	11.7	11.7	23.4	23.4	23.4	23.4	23.4
Agency: Great Circle, Inc.	Estimate Total: 46.8							
District: CD	MEHTAP – Operating assistance for transportation services for elderly and individuals with disabilities							
County: Camden								
City: Camdenton	Federal:	State:	Local:					
Mode: Transit	0	5.8	5.8	11.6	11.6	11.6	11.6	11.6
Agency: Camden County Senate Bill 40 Board	Estimate Total: 23.2							
District: SE	MEHTAP – Operating assistance for transportation services for elderly and individuals with disabilities							
County: Cape Girardeau								
City: Cape Girardeau	Federal:	State:	Local:					
Mode: Transit	0	16.1	16.1	32.2	32.2	32.2	32.2	32.2
Agency: Cape Girardeau Community Sheltered Workshop D/B/A Vip Industries	Estimate Total: 64.4							
District: CD	MEHTAP – Operating assistance for transportation services for elderly and individuals with disabilities							
County: Cole								
City: Jefferson City	Federal:	State:	Local:					
Mode: Transit	0	3	3	6	6	6	6	6
Agency: Capital City Area Council for Special Services	Estimate Total: 12							
District: SL	MEHTAP – Operating assistance for transportation services for elderly and individuals with disabilities							
County: St. Louis								
City: St. Louis	Federal:	State:	Local:					
Mode: Transit	0	8.7	8.7	17.4	17.4	17.4	17.4	17.4
Agency: Cardinal Ritter Senior Services	Estimate Total: 34.8							



2020 – 2024 Transit Anticipated Project Schedule

Projects in thousands of dollars

Subject to the approval of the local entity, the Transportation Improvement Program by the governing Metropolitan Planning Organization (as applicable), and as funds are available.

					State Fiscal Year Project Budget							
					7/2019-6/2020	7/2020-6/2021	7/2021-6/2022	7/2022-6/2023	7/2023-6/2024			
District:	KC	MEHTAP – Operating assistance for transportation services for elderly and individuals with disabilities			16.8	16.8	16.8	16.8	16.8			
County:	Jackson											
City:	Kansas City	Federal:	State:	Local:								
Mode:	Transit	0	8.4	8.4								
Agency:	Child Advocacy Services Center, Inc. D/B/A The Children's Place	Estimate Total:	33.6									
District:	KC	MEHTAP – Operating assistance for transportation services for elderly and individuals with disabilities			19	19	19	19	19			
County:	Pettis											
City:	Sedalia	Federal:	State:	Local:								
Mode:	Transit	0	9.5	9.5								
Agency:	Children's Therapy Center, Pettis County, Inc.	Estimate Total:	38									
District:	SE	MEHTAP – Operating assistance for transportation services for elderly and individuals with disabilities			18.8	18.8	18.8	18.8	18.8			
County:	Cape Girardeau											
City:	Cape Girardeau	Federal:	State:	Local:								
Mode:	Transit	0	9.4	9.4								
Agency:	Community Counseling Center	Estimate Total:	37.6									
District:	KC	MEHTAP – Operating assistance for transportation services for elderly and individuals with disabilities			4.2	4.2	4.2	4.2	4.2			
County:	Jackson											
City:	Sugar Creek	Federal:	State:	Local:								
Mode:	Transit	0	2.1	2.1								
Agency:	City of Sugar Creek, Missouri	Estimate Total:	8.4									
District:	SL	MEHTAP – Operating assistance for transportation services for elderly and individuals with disabilities			27.8	27.8	27.8	27.8	27.8			
County:	St. Charles											
City:	St. Peters	Federal:	State:	Local:								
Mode:	Transit	0	13.9	13.9								
Agency:	Community Living, Inc.	Estimate Total:	55.6									



2020 – 2024 Transit Anticipated Project Schedule *Projects in thousands of dollars*

Subject to the approval of the local entity, the Transportation Improvement Program by the governing Metropolitan Planning Organization (as applicable), and as funds are available.

					State Fiscal Year Project Budget				
					7/2019-6/2020	7/2020-6/2021	7/2021-6/2022	7/2022-6/2023	7/2023-6/2024
District:	KC	MEHTAP – Operating assistance for transportation services for elderly and individuals with disabilities			16.8	16.8	16.8	16.8	16.8
County:	Jackson								
City:	Kansas City	Federal:	State:	Local:					
Mode:	Transit	0	8.4	8.4					
Agency:	Child Advocacy Services Center, Inc. D/B/A The Children's Place	Estimate Total:	33.6						
District:	KC	MEHTAP – Operating assistance for transportation services for elderly and individuals with disabilities			19	19	19	19	19
County:	Pettis								
City:	Sedalia	Federal:	State:	Local:					
Mode:	Transit	0	9.5	9.5					
Agency:	Children's Therapy Center, Pettis County, Inc.	Estimate Total:	38						
District:	SE	MEHTAP – Operating assistance for transportation services for elderly and individuals with disabilities			18.8	18.8	18.8	18.8	18.8
County:	Cape Girardeau								
City:	Cape Girardeau	Federal:	State:	Local:					
Mode:	Transit	0	9.4	9.4					
Agency:	Community Counseling Center	Estimate Total:	37.6						
District:	KC	MEHTAP – Operating assistance for transportation services for elderly and individuals with disabilities			4.2	4.2	4.2	4.2	4.2
County:	Jackson								
City:	Sugar Creek	Federal:	State:	Local:					
Mode:	Transit	0	2.1	2.1					
Agency:	City of Sugar Creek, Missouri	Estimate Total:	8.4						
District:	SL	MEHTAP – Operating assistance for transportation services for elderly and individuals with disabilities			27.8	27.8	27.8	27.8	27.8
County:	St. Charles								
City:	St. Peters	Federal:	State:	Local:					
Mode:	Transit	0	13.9	13.9					
Agency:	Community Living, Inc.	Estimate Total:	55.6						



2020 – 2024 Transit Anticipated Project Schedule

Projects in thousands of dollars

Subject to the approval of the local entity, the Transportation Improvement Program by the governing Metropolitan Planning Organization (as applicable), and as funds are available.

					State Fiscal Year Project Budget				
					7/2019-6/2020	7/2020-6/2021	7/2021-6/2022	7/2022-6/2023	7/2023-6/2024
District: NE	MEHTAP – Operating assistance for transportation services for elderly and individuals with disabilities								
County: Lincoln									
City: Troy	Federal:	State:	Local:						
Mode: Transit	0	6.9	6.9	13.8	13.8	13.8	13.8	13.8	
Agency: Community Opportunities for People with Developmental Disabilities	Estimate Total:	27.6							
District: SE	MEHTAP – Operating assistance for transportation services for elderly and individuals with disabilities								
County: Scott									
City: Sikeston	Federal:	State:	Local:						
Mode: Transit	0	5.7	5.7	11.4	11.4	11.4	11.4	11.4	
Agency: Community Sheltered Workshop, Inc.	Estimate Total:	22.8							
District: KC	MEHTAP – Operating assistance for transportation services for elderly and individuals with disabilities								
County: Jackson									
City: Independence	Federal:	State:	Local:						
Mode: Transit	0	5.8	5.8	11.6	11.6	11.6	11.6	11.6	
Agency: Comprehensive Mental Health Services, Inc.	Estimate Total:	23.2							
District: NW	MEHTAP – Operating assistance for transportation services for elderly and individuals with disabilities								
County: Livingston									
City: Chillicothe	Federal:	State:	Local:						
Mode: Transit	0	2.5	2.5	5	5	5	5	5	
Agency: Concerned Citizens for the Community, Inc.	Estimate Total:	10							
District: SL	MEHTAP – Operating assistance for transportation services for elderly and individuals with disabilities								
County: Greene									
City: Springfield	Federal:	State:	Local:						
Mode: Transit	0	4.2	4.2	8.4	8.4	8.4	8.4	8.4	
Agency: Council of Churches of the Ozarks, Inc.	Estimate Total:	16.8							



2020 – 2024 Transit Anticipated Project Schedule

Projects in thousands of dollars

Subject to the approval of the local entity, the Transportation Improvement Program by the governing Metropolitan Planning Organization (as applicable), and as funds are available.

					State Fiscal Year Project Budget				
					7/2019-6/2020	7/2020-6/2021	7/2021-6/2022	7/2022-6/2023	7/2023-6/2024
District:	CD	MEHTAP – Operating assistance for transportation services for elderly and individuals with disabilities							
County:	Crawford								
City:	Cuba	Federal:	State:	Local:					
Mode:	Transit	0	3.5	3.5	7	7	7	7	7
Agency:	Crawford County Board for People with Developmental Disabilities	Estimate Total: 14							
District:	KC	MEHTAP – Operating assistance for transportation services for elderly and individuals with disabilities							
County:	Clay								
City:	Liberty	Federal:	State:	Local:					
Mode:	Transit	0	17.9	17.9	35.8	35.8	35.8	35.8	35.8
Agency:	Developmental Disabilities Resource Board of Clay County	Estimate Total: 71.6							
District:	SE	MEHTAP – Operating assistance for transportation services for elderly and individuals with disabilities							
County:	Ripley								
City:	Doniphan	Federal:	State:	Local:					
Mode:	Transit	0	3.5	3.5	7	7	7	7	7
Agency:	Current River Sheltered Workshop	Estimate Total: 14							
District:	SL	MEHTAP – Operating assistance for transportation services for elderly and individuals with disabilities							
County:	Jefferson								
City:	Festus	Federal:	State:	Local:					
Mode:	Transit	0	7.6	7.6	15.2	15.2	15.2	15.2	15.2
Agency:	Disability Resource Association, Inc.	Estimate Total: 30.4							
District:	SE	MEHTAP – Operating assistance for transportation services for elderly and individuals with disabilities							
County:	Iron								
City:	Viburnum	Federal:	State:	Local:					
Mode:	Transit	0	3.2	3.2	6.4	6.4	6.4	6.4	6.4
Agency:	Disabled Citizens Alliance for Independence, Inc.	Estimate Total: 12.8							



2020 – 2024 Transit Anticipated Project Schedule *Projects in thousands of dollars*

Subject to the approval of the local entity, the Transportation Improvement Program by the governing Metropolitan Planning Organization (as applicable), and as funds are available.

			State Fiscal Year Project Budget				
			7/2019-6/2020	7/2020-6/2021	7/2021-6/2022	7/2022-6/2023	7/2023-6/2024
District: SE	MEHTAP – Operating assistance for transportation services for elderly and individuals with disabilities						
County: Douglas							
City: Ava	Federal:	State:					
Mode: Transit	0	2.2	4.4	4.4	4.4	4.4	4.4
Agency: DOCO, Inc.	Estimate Total:	8.8					
District: NE	MEHTAP – Operating assistance for transportation services for elderly and individuals with disabilities						
County: Marion							
City: Hannibal	Federal:	State:					
Mode: Transit	0	2.2	4.4	4.4	4.4	4.4	4.4
Agency: Douglass Community Services, Inc.	Estimate Total:	8.8					
District: SL	MEHTAP – Operating assistance for transportation services for elderly and individuals with disabilities						
County: St. Charles							
City: St. Charles	Federal:	State:					
Mode: Transit	0	26.1	52.2	52.2	52.2	52.2	52.2
Agency: Emmaus Homes, Inc.	Estimate Total:	104.4					
District: CD	MEHTAP – Operating assistance for transportation services for elderly and individuals with disabilities						
County: Dent							
City: Salem	Federal:	State:					
Mode: Transit	0	29.4	58.8	58.8	58.8	58.8	58.8
Agency: Enrichment Services of Dent County, Inc.	Estimate Total:	117.6					
District: SE	MEHTAP – Operating assistance for transportation services for elderly and individuals with disabilities						
County: Madison							
City: Fredericktown	Federal:	State:					
Mode: Transit	0	3.5	7	7	7	7	7
Agency: Faith Tabernacle World Outreach, Inc.	Estimate Total:	14					



2020 – 2024 Transit Anticipated Project Schedule *Projects in thousands of dollars*

Subject to the approval of the local entity, the Transportation Improvement Program by the governing Metropolitan Planning Organization (as applicable), and as funds are available.

			State Fiscal Year Project Budget				
			7/2019-6/2020	7/2020-6/2021	7/2021-6/2022	7/2022-6/2023	7/2023-6/2024
District: SL	MEHTAP – Operating assistance for transportation services for elderly and individuals with disabilities						
County: St. Louis City							
City: St. Louis	Federal:	State:					
Mode: Transit	0	4	8	8	8	8	8
Agency: Five Star Senior Center	Local:	4					
Estimate Total: 16							
District: SE	MEHTAP – Operating assistance for transportation services for elderly and individuals with disabilities						
County: Oregon							
City: Thayer	Federal:	State:					
Mode: Transit	0	2.7	5.4	5.4	5.4	5.4	5.4
Agency: Fun and Friends of Thayer Area	Local:	2.7					
Estimate Total: 10.8							
District: SL	MEHTAP – Operating assistance for transportation services for elderly and individuals with disabilities						
County: Miller							
City: Eldon	Federal:	State:					
Mode: Transit	0	2.8	5.6	5.6	5.6	5.6	5.6
Agency: Gateway Industries of Eldon	Local:	2.8					
Estimate Total: 11.2							
District: CD	MEHTAP – Operating assistance for transportation services for elderly and individuals with disabilities						
County: St. Louis Co.							
City: St. Louis	Federal:	State:					
Mode: Transit	0	2.4	4.8	4.8	4.8	4.8	4.8
Agency: Gateway Chapter Paralyzed Veterans of America, Inc.	Local:	2.4					
Estimate Total: 9.6							
District: CD	MEHTAP – Operating assistance for transportation services for elderly and individuals with disabilities						
County: Crawford							
City: Steelville	Federal:	State:					
Mode: Transit	0	2.1	4.2	4.2	4.2	4.2	4.2
Agency: Golden Echoes of Steelville, Inc.	Local:	2.1					
Estimate Total: 8.4							



**2020 – 2024 Transit
Anticipated Project Schedule**
Projects in thousands of dollars

Subject to the approval of the local entity, the Transportation Improvement Program by the governing Metropolitan Planning Organization (as applicable), and as funds are available.

					State Fiscal Year Project Budget				
					7/2019-6/2020	7/2020-6/2021	7/2021-6/2022	7/2022-6/2023	7/2023-6/2024
District:	SW	MEHTAP – Operating assistance for transportation services for elderly and individuals with disabilities							
County:	Henry								
City:	Clinton	Federal:	State:	Local:					
Mode:	Transit	0	2.5	2.5	5	5	5	5	5
Agency:	Golden Valley Memorial Hospital Foundation, Inc.	Estimate Total:	10						
District:	SL	MEHTAP – Operating assistance for transportation services for elderly and individuals with disabilities							
County:	St. Louis								
City:	Valley Park	Federal:	State:	Local:					
Mode:	Transit	0	2.2	2.2	4.4	4.4	4.4	4.4	4.4
Agency:	The Good Samaritan Independent Living, Inc. D/B/A Cape Albeon	Estimate Total:	8.8						
District:	NW	MEHTAP – Operating assistance for transportation services for elderly and individuals with disabilities							
County:	Grundy								
City:	Trenton	Federal:	State:	Local:					
Mode:	Transit	0	3.4	3.4	6.8	6.8	6.8	6.8	6.8
Agency:	Grundy County Senate Bill 40 Board D/B/A Families and Friends of the Developmental Disabled	Estimate Total:	13.6						
District:	CD	MEHTAP – Operating assistance for transportation services for elderly and individuals with disabilities							
County:	Morgan								
City:	Versailles	Federal:	State:	Local:					
Mode:	Transit	0	2.8	2.8	5.6	5.6	5.6	5.6	5.6
Agency:	Good Shepherd Nursing Home District	Estimate Total:	11.2						
District:	KC	MEHTAP – Operating assistance for transportation services for elderly and individuals with disabilities							
County:	Jackson								
City:	Kansas City	Federal:	State:	Local:					
Mode:	Transit	0	3.1	3.1	6.2	6.2	6.2	6.2	6.2
Agency:	Guadalupe Centers, Inc.	Estimate Total:	12.4						



2020 – 2024 Transit Anticipated Project Schedule

Projects in thousands of dollars

Subject to the approval of the local entity, the Transportation Improvement Program by the governing Metropolitan Planning Organization (as applicable), and as funds are available.

					State Fiscal Year Project Budget							
					7/2019-6/2020	7/2020-6/2021	7/2021-6/2022	7/2022-6/2023	7/2023-6/2024			
District:	NW	MEHTAP – Operating assistance for transportation services for elderly and individuals with disabilities			10.2	10.2	10.2	10.2	10.2			
County:	Harrison											
City:	Bethany	Federal:	State:	Local:								
Mode:	Transit	0	5.1	5.1								
Agency:	Harrison County Community Hospital District		Estimate Total:	20.4								
District:	NW	MEHTAP – Operating assistance for transportation services for elderly and individuals with disabilities			9.2	9.2	9.2	9.2	9.2			
County:	Harrison											
City:	Bethany	Federal:	State:	Local:								
Mode:	Transit	0	4.6	4.6								
Agency:	Harrison County Sheltered Workshop Association		Estimate Total:	18.4								
District:	KC	MEHTAP – Operating assistance for transportation services for elderly and individuals with disabilities			17.2	17.2	17.2	17.2	17.2			
County:	Jackson											
City:	Independence	Federal:	State:	Local:								
Mode:	Transit	0	8.6	8.6								
Agency:	Harry S. Truman Children's Neurological Center		Estimate Total:	34.4								
District:	NE	MEHTAP – Operating assistance for transportation services for elderly and individuals with disabilities			6.4	6.4	6.4	6.4	6.4			
County:	Randolph											
City:	Higbee	Federal:	State:	Local:								
Mode:	Transit	0	3.2	3.2								
Agency:	Higbee Senior Citizens Center, Inc.		Estimate Total:	12.8								
District:	NW	MEHTAP – Operating assistance for transportation services for elderly and individuals with disabilities			13.8	13.8	13.8	13.8	13.8			
County:	Sullivan											
City:	Milan	Federal:	State:	Local:								
Mode:	Transit	0	6.9	6.9								
Agency:	High Hope Employment Services, Inc.		Estimate Total:	27.6								



2020 – 2024 Transit Anticipated Project Schedule

Projects in thousands of dollars

Subject to the approval of the local entity, the Transportation Improvement Program by the governing Metropolitan Planning Organization (as applicable), and as funds are available.

				State Fiscal Year Project Budget				
				7/2019-6/2020	7/2020-6/2021	7/2021-6/2022	7/2022-6/2023	7/2023-6/2024
District: KC	MEHTAP – Operating assistance for transportation services for elderly and individuals with disabilities							
County: Saline								
City: Sweet Springs	Federal:	State:	Local:					
Mode: Transit	0	2.2	2.2	4.4	4.4	4.4	4.4	4.4
Agency: I-70 Medical Center Auxiliary	Estimate Total: 8.8							
District: KC	MEHTAP – Operating assistance for transportation services for elderly and individuals with disabilities							
County: Ray								
City: Richmond	Federal:	State:	Local:					
Mode: Transit	0	10.1	10.1	20.2	20.2	20.2	20.2	20.2
Agency: Ideal Industries, Inc.	Estimate Total: 40.4							
District: SL	MEHTAP – Operating assistance for transportation services for elderly and individuals with disabilities							
County: St. Louis City								
City: St. Louis	Federal:	State:	Local:					
Mode: Transit	0	30.3	30.3	60.6	60.6	60.6	60.6	60.6
Agency: Independence Center	Estimate Total: 121.2							
District: CD	MEHTAP – Operating assistance for transportation services for elderly and individuals with disabilities							
County: Boone								
City: Columbia	Federal:	State:	Local:					
Mode: Transit	0	6.2	6.2	12.4	12.4	12.4	12.4	12.4
Agency: Independent Living Center of Mid-Missouri, Inc. D/B/A Services for Independent Living	Estimate Total: 24.8							
District: SW	MEHTAP – Operating assistance for transportation services for elderly and individuals with disabilities							
County: Jasper								
City: Joplin	Federal:	State:	Local:					
Mode: Transit	0	2.2	2.2	4.4	4.4	4.4	4.4	4.4
Agency: Independent Living Center, Inc.	Estimate Total: 8.8							



2020 – 2024 Transit Anticipated Project Schedule

Projects in thousands of dollars

Subject to the approval of the local entity, the Transportation Improvement Program by the governing Metropolitan Planning Organization (as applicable), and as funds are available.

					State Fiscal Year Project Budget				
					7/2019-6/2020	7/2020-6/2021	7/2021-6/2022	7/2022-6/2023	7/2023-6/2024
District:	SL	MEHTAP – Operating assistance for transportation services for elderly and individuals with disabilities							
County:	St. Charles								
City:	St. Charles	Federal:	State:	Local:					
Mode:	Transit	0	4.9	4.9	9.8	9.8	9.8	9.8	9.8
Agency:	ITN St. Charles D/B/A ITNGateway	Estimate Total: 19.6							
District:	KC	MEHTAP – Operating assistance for transportation services for elderly and individuals with disabilities							
County:	Jackson								
City:	Kansas City	Federal:	State:	Local:					
Mode:	Transit	0	36.9	36.9	73.8	73.8	73.8	73.8	73.8
Agency:	Developmental Disability Services of Jackson County - EITAS	Estimate Total: 147.6							
District:	SW	MEHTAP – Operating assistance for transportation services for elderly and individuals with disabilities							
County:	Jasper								
City:	Joplin	Federal:	State:	Local:					
Mode:	Transit	0	16.2	16.2	32.4	32.4	32.4	32.4	32.4
Agency:	Jasper County Sheltered Facilities Association, Inc. D/B/A Community Support Services of Missouri	Estimate Total: 32.4							
District:	SL	MEHTAP – Operating assistance for transportation services for elderly and individuals with disabilities							
County:	Jefferson								
City:	Festus	Federal:	State:	Local:					
Mode:	Transit	0	5.9	5.9	11.8	11.8	11.8	11.8	11.8
Agency:	Jefferson County Community Partnership	Estimate Total: 23.6							
District:	KC	MEHTAP – Operating assistance for transportation services for elderly and individuals with disabilities							
County:	Johnson								
City:	Warrensburg	Federal:	State:	Local:					
Mode:	Transit	0	7.7	7.7	15.4	15.4	15.4	15.4	15.4
Agency:	Johnson County Board of Services	Estimate Total: 30.8							



2020 – 2024 Transit Anticipated Project Schedule *Projects in thousands of dollars*

Subject to the approval of the local entity, the Transportation Improvement Program by the governing Metropolitan Planning Organization (as applicable), and as funds are available.

				State Fiscal Year Project Budget				
				7/2019-6/2020	7/2020-6/2021	7/2021-6/2022	7/2022-6/2023	7/2023-6/2024
District: KC	MEHTAP – Operating assistance for transportation services for elderly and individuals with disabilities							
County: Jackson								
City: Kansas City	Federal:	State:	Local:					
Mode: Transit	0	75.3	75.3	150.6	150.6	150.6	150.6	150.6
Agency: KCATA - RideKC Connection	Estimate Total: 301.2							
District: SL	MEHTAP – Operating assistance for transportation services for elderly and individuals with disabilities							
County: St. Louis City								
City: St. Louis	Federal:	State:	Local:					
Mode: Transit	0	3.8	3.8	7.6	7.6	7.6	7.6	7.6
Agency: Kingdom House	Estimate Total: 15.2							
District: NE	MEHTAP – Operating assistance for transportation services for elderly and individuals with disabilities							
County: Knox								
City: Adina	Federal:	State:	Local:					
Mode: Transit	0	2.5	2.5	5	5	5	5	5
Agency: Knox County Nursing Home District	Estimate Total: 10							
District: CD	MEHTAP – Operating assistance for transportation services for elderly and individuals with disabilities							
County: Laclede								
City: Lebanon	Federal:	State:	Local:					
Mode: Transit	0	2.7	2.7	5.4	5.4	5.4	5.4	5.4
Agency: Laclede Early Education Program	Estimate Total: 10.8							
District: CD	MEHTAP – Operating assistance for transportation services for elderly and individuals with disabilities							
County: Laclede								
City: Lebanon	Federal:	State:	Local:					
Mode: Transit	0	12.8	12.8	25.6	25.6	25.6	25.6	25.6
Agency: Laclede Industries	Estimate Total: 51.2							



2020 – 2024 Transit Anticipated Project Schedule

Projects in thousands of dollars

Subject to the approval of the local entity, the Transportation Improvement Program by the governing Metropolitan Planning Organization (as applicable), and as funds are available.

					State Fiscal Year Project Budget				
					7/2019-6/2020	7/2020-6/2021	7/2021-6/2022	7/2022-6/2023	7/2023-6/2024
District: KC	MEHTAP – Operating assistance for transportation services for elderly and individuals with disabilities								
County: Lafayette									
City: Higginsville	Federal:	State:	Local:						
Mode: Transit	0	6.2	6.2	12.4	12.4	12.4	12.4	12.4	
Agency: Lafayette County Board of Sheltered Services	Estimate Total:		24.8						
District: CD	MEHTAP – Operating assistance for transportation services for elderly and individuals with disabilities								
County: Camden									
City: Camdenton	Federal:	State:	Local:						
Mode: Transit	0	6.8	6.8	13.6	13.6	13.6	13.6	13.6	
Agency: Lake of the Ozarks Developmental Center, Inc.	Estimate Total:		27.2						
District: SW	MEHTAP – Operating assistance for transportation services for elderly and individuals with disabilities								
County: Barton									
City: Lamar	Federal:	State:	Local:						
Mode: Transit	0	5.5	5.5	11	11	11	11	11	
Agency: Lamar Community Betterment Council, Inc.	Estimate Total:		22						
District: NE	MEHTAP – Operating assistance for transportation services for elderly and individuals with disabilities								
County: Monroe									
City: Monroe City	Federal:	State:	Local:						
Mode: Transit	0	15.8	15.8	31.6	31.6	31.6	31.6	31.6	
Agency: Learning Opportunities / Quality Works, Inc.	Estimate Total:		63.2						
District: SL	MEHTAP – Operating assistance for transportation services for elderly and individuals with disabilities								
County: St. Louis City									
City: St. Louis	Federal:	State:	Local:						
Mode: Transit	0	3.4	3.4	6.8	6.8	6.8	6.8	6.8	
Agency: Lifebridge Partnership	Estimate Total:		13.6						



**2020 – 2024 Transit
Anticipated Project Schedule**
Projects in thousands of dollars

Subject to the approval of the local entity, the Transportation Improvement Program by the governing Metropolitan Planning Organization (as applicable), and as funds are available.

					State Fiscal Year Project Budget				
					7/2019-6/2020	7/2020-6/2021	7/2021-6/2022	7/2022-6/2023	7/2023-6/2024
District:	SE	MEHTAP – Operating assistance for transportation services for elderly and individuals with disabilities							
County:	St. Francois								
City:	Farmington	Federal:	State:	Local:					
Mode:	Transit	0	3	3	6	6	6	6	6
Agency:	Life, Inc.	Estimate Total:	12						
District:	NE	MEHTAP – Operating assistance for transportation services for elderly and individuals with disabilities							
County:	Lincoln								
City:	Troy	Federal:	State:	Local:					
Mode:	Transit	0	2.5	2.5	5	5	5	5	5
Agency:	Lincoln County Council On Aging	Estimate Total:	10						
District:	NE	MEHTAP – Operating assistance for transportation services for elderly and individuals with disabilities							
County:	Macon								
City:	Macon	Federal:	State:	Local:					
Mode:	Transit	0	2.6	2.6	5.2	5.2	5.2	5.2	5.2
Agency:	Macon County Sheltered Workshop	Estimate Total:	10.4						
District:	SE	MEHTAP – Operating assistance for transportation services for elderly and individuals with disabilities							
County:	Madison								
City:	Fredericktown	Federal:	State:	Local:					
Mode:	Transit	0	2.6	2.6	5.2	5.2	5.2	5.2	5.2
Agency:	Madison County Council for Developmentally Disabled, Inc.	Estimate Total:	10.4						
District:	SE	MEHTAP – Operating assistance for transportation services for elderly and individuals with disabilities							
County:	Butler								
City:	Poplar Bluff	Federal:	State:	Local:					
Mode:	Transit	0	7.9	7.9	15.8	15.8	15.8	15.8	15.8
Agency:	Manufacturers Assistance Group	Estimate Total:	31.6						



2020 – 2024 Transit Anticipated Project Schedule *Projects in thousands of dollars*

Subject to the approval of the local entity, the Transportation Improvement Program by the governing Metropolitan Planning Organization (as applicable), and as funds are available.

					State Fiscal Year Project Budget				
					7/2019-6/2020	7/2020-6/2021	7/2021-6/2022	7/2022-6/2023	7/2023-6/2024
District:	NE	MEHTAP – Operating assistance for transportation services for elderly and individuals with disabilities			9	9	9	9	9
County:	Marion								
City:	Hannibal	Federal:	State:	Local:					
Mode:	Transit	0	4.5	4.5					
Agency:	Marion County Services, Inc.		Estimate Total:	18					
District:	NE	MEHTAP – Operating assistance for transportation services for elderly and individuals with disabilities			83	83	83	83	83
County:	Marion								
City:	Hannibal	Federal:	State:	Local:					
Mode:	Transit	0	41.5	41.5					
Agency:	Mark Twain Association for Mental Health, Inc.		Estimate Total:	166					
District:	NE	MEHTAP – Operating assistance for transportation services for elderly and individuals with disabilities			5	5	5	5	5
County:	Marion								
City:	Hannibal	Federal:	State:	Local:					
Mode:	Transit	0	2.5	2.5					
Agency:	Mennonite Home Association, Inc.		Estimate Total:	10					
District:	SE	MEHTAP – Operating assistance for transportation services for elderly and individuals with disabilities			16.2	16.2	16.2	16.2	16.2
County:	Mississippi								
City:	East Prairie	Federal:	State:	Local:					
Mode:	Transit	0	8.1	8.1					
Agency:	Mississippi County Transit System		Estimate Total:	32.4					
District:	CD	MEHTAP – Operating assistance for transportation services for elderly and individuals with disabilities			7	7	7	7	7
County:	Moniteau								
City:	California	Federal:	State:	Local:					
Mode:	Transit	0	3.5	3.5					
Agency:	Moniteau County Senate Bill 40 Board		Estimate Total:	14					



2020 – 2024 Transit Anticipated Project Schedule

Projects in thousands of dollars

Subject to the approval of the local entity, the Transportation Improvement Program by the governing Metropolitan Planning Organization (as applicable), and as funds are available.

					State Fiscal Year Project Budget				
					7/2019-6/2020	7/2020-6/2021	7/2021-6/2022	7/2022-6/2023	7/2023-6/2024
District:	NE	MEHTAP – Operating assistance for transportation services for elderly and individuals with disabilities							
County:	Monroe								
City:	Monroe City	Federal:	State:	Local:					
Mode:	Transit	0	3.5	3.5	7	7	7	7	7
Agency:	Monroe City Sheltered Workshop	Estimate Total: 14							
District:	NE	MEHTAP – Operating assistance for transportation services for elderly and individuals with disabilities							
County:	Montgomery								
City:	Montgomery City	Federal:	State:	Local:					
Mode:	Transit	0	12	12	24	24	24	24	24
Agency:	Montgomery CO Senate Bill 40 Board	Estimate Total: 48							
District:	CD	MEHTAP – Operating assistance for transportation services for elderly and individuals with disabilities							
County:	Cole								
City:	Jefferson City	Federal:	State:	Local:					
Mode:	Transit	0	4.9	4.9	9.8	9.8	9.8	9.8	9.8
Agency:	New Horizons Community Support Services, Inc.	Estimate Total: 19.6							
District:	NW	MEHTAP – Operating assistance for transportation services for elderly and individuals with disabilities							
County:	Nodaway								
City:	Maryville	Federal:	State:	Local:					
Mode:	Transit	0	2.9	2.9	5.8	5.8	5.8	5.8	5.8
Agency:	NOCOMO Industries, Inc.	Estimate Total: 11.6							
District:	NW	MEHTAP – Operating assistance for transportation services for elderly and individuals with disabilities							
County:	Grundy								
City:	Trenton	Federal:	State:	Local:					
Mode:	Transit	0	3.6	3.6	7.2	7.2	7.2	7.2	7.2
Agency:	North Central Missouri Mental Health Center	Estimate Total: 14.4							



2020 – 2024 Transit Anticipated Project Schedule *Projects in thousands of dollars*

Subject to the approval of the local entity, the Transportation Improvement Program by the governing Metropolitan Planning Organization (as applicable), and as funds are available.

					State Fiscal Year Project Budget				
					7/2019-6/2020	7/2020-6/2021	7/2021-6/2022	7/2022-6/2023	7/2023-6/2024
District:	SL	MEHTAP – Operating assistance for transportation services for elderly and individuals with disabilities			9.2	9.2	9.2	9.2	9.2
County:	St. Louis City								
City:	St. Louis	Federal:	State:	Local:					
Mode:	Transit	0	4.6	4.6					
Agency:	Northside Youth and Senior Service Center, Inc.		Estimate Total:	18.4					
District:	KC	MEHTAP – Operating assistance for transportation services for elderly and individuals with disabilities			5	5	5	5	5
County:	Jackson								
City:	Independence	Federal:	State:	Local:					
Mode:	Transit	0	2.5	2.5					
Agency:	Northwest Communities Development Corporation		Estimate Total:	10					
District:	NW	MEHTAP – Operating assistance for transportation services for elderly and individuals with disabilities			8.4	8.4	8.4	8.4	8.4
County:	Atchison								
City:	Rock Port	Federal:	State:	Local:					
Mode:	Transit	0	4.2	4.2					
Agency:	Northwest Missouri Industries, Inc.		Estimate Total:	16.8					
District:	CD	MEHTAP – Operating assistance for transportation services for elderly and individuals with disabilities			180.2	180.2	180.2	180.2	180.2
County:	Boone								
City:	Columbia	Federal:	State:	Local:					
Mode:	Transit	0	90.1	90.1					
Agency:	OATS, Inc.		Estimate Total:	360.4					
District:	SE	MEHTAP – Operating assistance for transportation services for elderly and individuals with disabilities			12	12	12	12	12
County:	Texas								
City:	Houston	Federal:	State:	Local:					
Mode:	Transit	0	6	6					
Agency:	Opportunity Sheltered Industries, Inc.		Estimate Total:	24					



2020 – 2024 Transit Anticipated Project Schedule

Projects in thousands of dollars

Subject to the approval of the local entity, the Transportation Improvement Program by the governing Metropolitan Planning Organization (as applicable), and as funds are available.

					State Fiscal Year Project Budget				
					7/2019-6/2020	7/2020-6/2021	7/2021-6/2022	7/2022-6/2023	7/2023-6/2024
District: NW	MEHTAP – Operating assistance for transportation services for elderly and individuals with disabilities								
County: Gentry									
City: Stanberry	Federal:	State:	Local:						
Mode: Transit	0	4	4	8	8	8	8		
Agency: Opportunity Workshop, Inc.	Estimate Total:		16						
District: SE	MEHTAP – Operating assistance for transportation services for elderly and individuals with disabilities								
County: Oregon									
City: Alton	Federal:	State:	Local:						
Mode: Transit	0	2.8	2.8	5.6	5.6	5.6	5.6		
Agency: Oregon County Sheltered Workshop	Estimate Total:		11.2						
District: CD	MEHTAP – Operating assistance for transportation services for elderly and individuals with disabilities								
County: Osage									
City: Linn	Federal:	State:	Local:						
Mode: Transit	0	4	4	8	8	8	8		
Agency: Osage County Community Living	Estimate Total:		16						
District: SW	MEHTAP – Operating assistance for transportation services for elderly and individuals with disabilities								
County: Jasper									
City: Joplin	Federal:	State:	Local:						
Mode: Transit	0	10.7	10.7	21.4	21.4	21.4	21.4		
Agency: Ozark Center	Estimate Total:		42.8						
District: SE	MEHTAP – Operating assistance for transportation services for elderly and individuals with disabilities								
County: Howell									
City: West Plains	Federal:	State:	Local:						
Mode: Transit	0	2.1	2.1	4.2	4.2	4.2	4.2		
Agency: Ozark Independent Living	Estimate Total:		8.4						



2020 – 2024 Transit Anticipated Project Schedule *Projects in thousands of dollars*

Subject to the approval of the local entity, the Transportation Improvement Program by the governing Metropolitan Planning Organization (as applicable), and as funds are available.

					State Fiscal Year Project Budget				
					7/2019-6/2020	7/2020-6/2021	7/2021-6/2022	7/2022-6/2023	7/2023-6/2024
District:	SE	MEHTAP – Operating assistance for transportation services for elderly and individuals with disabilities			9	9	9	9	9
County:	Howell								
City:	Pomona	Federal:	State:	Local:					
Mode:	Transit	0	4.5	4.5					
Agency:	Ozark Sheltered Industries, Inc.		Estimate Total:	18					
District:	SW	MEHTAP – Operating assistance for transportation services for elderly and individuals with disabilities			19.2	19.2	19.2	19.2	19.2
County:	Greene								
City:	Springfield	Federal:	State:	Local:					
Mode:	Transit	0	9.6	9.6					
Agency:	Ozarks Area Community Action Corporation		Estimate Total:	38.4					
District:	SL	MEHTAP – Operating assistance for transportation services for elderly and individuals with disabilities			5.6	5.6	5.6	5.6	5.6
County:	St. Louis								
City:	St. Louis	Federal:	State:	Local:					
Mode:	Transit	0	2.8	2.8					
Agency:	Paraquad, Inc.		Estimate Total:	11.2					
District:	SE	MEHTAP – Operating assistance for transportation services for elderly and individuals with disabilities			9.2	9.2	9.2	9.2	9.2
County:	Pemiscot								
City:	Hayti	Federal:	State:	Local:					
Mode:	Transit	0	4.6	4.6					
Agency:	Pemiscot Progressive Industries, Inc.		Estimate Total:	18.4					
District:	NE	MEHTAP – Operating assistance for transportation services for elderly and individuals with disabilities			14.2	14.2	14.2	14.2	14.2
County:	Pike								
City:	Bowling Green	Federal:	State:	Local:					
Mode:	Transit	0	7.1	7.1					
Agency:	Pike County Senate Bill 40 Board		Estimate Total:	28.4					



2020 – 2024 Transit Anticipated Project Schedule

Projects in thousands of dollars

Subject to the approval of the local entity, the Transportation Improvement Program by the governing Metropolitan Planning Organization (as applicable), and as funds are available.

					State Fiscal Year Project Budget				
					7/2019-6/2020	7/2020-6/2021	7/2021-6/2022	7/2022-6/2023	7/2023-6/2024
District:	NE	MEHTAP – Operating assistance for transportation services for elderly and individuals with disabilities							
County:	Pike								
City:	Bowling Green	Federal:	State:	Local:					
Mode:	Transit	0	6.3	6.3	12.6	12.6	12.6	12.6	12.6
Agency:	Pike CO Sheltered Workshop, Inc.	Estimate Total:	25.2						
District:	KC	MEHTAP – Operating assistance for transportation services for elderly and individuals with disabilities							
County:	Platte								
City:	Kansas City	Federal:	State:	Local:					
Mode:	Transit	0	20.4	20.4	40.8	40.8	40.8	40.8	40.8
Agency:	Platte County Board of Services for the Developmentally Disabled	Estimate Total:	81.6						
District:	KC	MEHTAP – Operating assistance for transportation services for elderly and individuals with disabilities							
County:	Platte								
City:	Kansas City	Federal:	State:	Local:					
Mode:	Transit	0	5.4	5.4	10.8	10.8	10.8	10.8	10.8
Agency:	Platte County Senior Citizens Service Fund	Estimate Total:	21.6						
District:	KC	MEHTAP – Operating assistance for transportation services for elderly and individuals with disabilities							
County:	Platte								
City:	Kansas City	Federal:	State:	Local:					
Mode:	Transit	0	4.5	4.5	9	9	9	9	9
Agency:	Platte Senior Services, Inc.	Estimate Total:	18						
District:	SL	MEHTAP – Operating assistance for transportation services for elderly and individuals with disabilities							
County:	Jefferson								
City:	Mapaville	Federal:	State:	Local:					
Mode:	Transit	0	2.8	2.8	5.6	5.6	5.6	5.6	5.6
Agency:	Pony Bird, Inc.	Estimate Total:	11.2						



2020 – 2024 Transit Anticipated Project Schedule

Projects in thousands of dollars

Subject to the approval of the local entity, the Transportation Improvement Program by the governing Metropolitan Planning Organization (as applicable), and as funds are available.

					State Fiscal Year Project Budget				
					7/2019-6/2020	7/2020-6/2021	7/2021-6/2022	7/2022-6/2023	7/2023-6/2024
District:	SL	MEHTAP – Operating assistance for transportation services for elderly and individuals with disabilities							
County:	St. Louis								
City:	St. Louis	Federal:	State:	Local:					
Mode:	Transit	0	18.3	18.3	36.6	36.6	36.6	36.6	36.6
Agency:	Productive Living Board for St. Louis County Citizens with Developmental Disabilities	Estimate Total:	73.2						
District:	CD	MEHTAP – Operating assistance for transportation services for elderly and individuals with disabilities							
County:	Morgan								
City:	Versailles	Federal:	State:	Local:					
Mode:	Transit	0	5.8	5.8	11.6	11.6	11.6	11.6	11.6
Agency:	Quality Industries of the Lake of the Ozarks	Estimate Total:	23.2						
District:	KC	MEHTAP – Operating assistance for transportation services for elderly and individuals with disabilities							
County:	Jackson								
City:	Blue Springs	Federal:	State:	Local:					
Mode:	Transit	0	5.2	5.2	10.4	10.4	10.4	10.4	10.4
Agency:	Rainbow Center for Communicative Disorders	Estimate Total:	20.8						
District:	KC	MEHTAP – Operating assistance for transportation services for elderly and individuals with disabilities							
County:	Ray								
City:	Richmond	Federal:	State:	Local:					
Mode:	Transit	0	3	3	6	6	6	6	6
Agency:	Ray County Board of Services for the Developmental Disabled	Estimate Total:	12						
District:	KC	MEHTAP – Operating assistance for transportation services for elderly and individuals with disabilities							
County:	Jackson								
City:	Lee Summit	Federal:	State:	Local:					
Mode:	Transit	0	18.9	18.9	37.8	37.8	37.8	37.8	37.7
Agency:	Rediscover	Estimate Total:	75.6						



2020 – 2024 Transit Anticipated Project Schedule *Projects in thousands of dollars*

Subject to the approval of the local entity, the Transportation Improvement Program by the governing Metropolitan Planning Organization (as applicable), and as funds are available.

					State Fiscal Year Project Budget				
					7/2019-6/2020	7/2020-6/2021	7/2021-6/2022	7/2022-6/2023	7/2023-6/2024
District:	SE	MEHTAP – Operating assistance for transportation services for elderly and individuals with disabilities							
County:	Reynolds								
City:	Bunker	Federal:	State:	Local:					
Mode:	Transit	0	3.6	3.6	7.2	7.2	7.2	7.2	7.2
Agency:	Reynolds County Sheltered Workshop, Inc.	Estimate Total: 14.4							
District:	NW	MEHTAP – Operating assistance for transportation services for elderly and individuals with disabilities							
County:	Gentry								
City:	Albany	Federal:	State:	Local:					
Mode:	Transit	0	14.4	14.4	28.8	28.8	28.8	28.8	28.8
Agency:	Rolling Hills Creative Living, Inc.	Estimate Total: 57.6							
District:	SE	MEHTAP – Operating assistance for transportation services for elderly and individuals with disabilities							
County:	Pemiscot/New Madrid								
City:	Cape Girardeau	Federal:	State:	Local:					
Mode:	Transit	0	2.2	2.2	4.4	4.4	4.4	4.4	4.4
Agency:	Retired Senior Volunteer Program of Pemiscot and New Madrid Counties - SE Missouri Area Agency on Aging - Inc.	Estimate Total: 8.8							
District:	CD	MEHTAP – Operating assistance for transportation services for elderly and individuals with disabilities							
County:	Dent								
City:	Salem	Federal:	State:	Local:					
Mode:	Transit	0	3.3	3.3	6.6	6.6	6.6	6.6	6.6
Agency:	Scenic Rivers Industries, Inc.	Estimate Total: 13.2							



2020 – 2024 Transit Anticipated Project Schedule

Projects in thousands of dollars

Subject to the approval of the local entity, the Transportation Improvement Program by the governing Metropolitan Planning Organization (as applicable), and as funds are available.

					State Fiscal Year Project Budget				
					7/2019-6/2020	7/2020-6/2021	7/2021-6/2022	7/2022-6/2023	7/2023-6/2024
District:	SE	MEHTAP – Operating assistance for transportation services for elderly and individuals with disabilities							
County:	Cape Girardeau								
City:	Cape Girardeau		Federal:	State:	Local:				
Mode:	Transit		0	4.6	4.6	9.2	9.2	9.2	9.2
Agency:	Semo Alliance for Disability Independence, Inc.		Estimate Total:	18.4					
District:	SE	MEHTAP – Operating assistance for transportation services for elderly and individuals with disabilities							
County:	Cape Girardeau								
City:	Cape Girardeau		Federal:	State:	Local:				
Mode:	Transit		0	3.5	3.5	7	7	7	7
Agency:	Southeast Missouri State University		Estimate Total:	14					
District:	SE	MEHTAP – Operating assistance for transportation services for elderly and individuals with disabilities							
County:	Madison								
City:	Farmington		Federal:	State:	Local:				
Mode:	Transit		0	64.3	64.3	128.6	128.6	128.6	128.6
Agency:	Southeast Missouri Transportation Services, Inc.		Estimate Total:	257.2					
District:	NE	MEHTAP – Operating assistance for transportation services for elderly and individuals with disabilities							
County:	Adair								
City:	Kirksville		Federal:	State:	Local:				
Mode:	Transit		0	6.4	6.4	12.8	12.8	12.8	12.8
Agency:	Senior Adult Services, Inc.		Estimate Total:	25.6					
District:	SE	MEHTAP – Operating assistance for transportation services for elderly and individuals with disabilities							
County:	Howell								
City:	Mountain View		Federal:	State:	Local:				
Mode:	Transit		0	2.3	2.3	4.6	4.6	4.6	4.6
Agency:	Senior Citizens of Mountain View, Missouri, Inc.		Estimate Total:	9.2					



2020 – 2024 Transit Anticipated Project Schedule

Projects in thousands of dollars

Subject to the approval of the local entity, the Transportation Improvement Program by the governing Metropolitan Planning Organization (as applicable), and as funds are available.

					State Fiscal Year Project Budget				
					7/2019-6/2020	7/2019-6/2020	7/2019-6/2020	7/2019-6/2020	7/2019-6/2020
District:	SE	MEHTAP – Operating assistance for transportation services for elderly and individuals with disabilities			7.6	7.6	7.6	7.6	7.6
County:	Wayne								
City:	Piedmont	Federal:	State:	Local:					
Mode:	Transit	0	3.8	3.8					
Agency:	Services for Extended Employment, Inc.		Estimate Total:	15.2					
District:	NW	MEHTAP – Operating assistance for transportation services for elderly and individuals with disabilities			5.6	5.6	5.6	5.6	5.6
County:	Buchanan								
City:	St. Joseph	Federal:	State:	Local:					
Mode:	Transit	0	2.8	2.8					
Agency:	Specialty Industries of St Joseph, Inc.		Estimate Total:	11.2					
District:	SL	MEHTAP – Operating assistance for transportation services for elderly and individuals with disabilities			30.4	30.4	30.4	30.4	30.4
County:	St. Louis City								
City:	St. Louis	Federal:	State:	Local:					
Mode:	Transit	0	15.2	15.2					
Agency:	St. Elizabeth Adult Day Care Center, Inc.		Estimate Total:	60.8					
District:	SE	MEHTAP – Operating assistance for transportation services for elderly and individuals with disabilities			14.6	14.6	14.6	14.6	14.6
County:	St. Francois								
City:	Farmington	Federal:	State:	Local:					
Mode:	Transit	0	7.3	7.3					
Agency:	St. Francois County Board for Developmentally Disabled		Estimate Total:	29.2					
District:	SL	MEHTAP – Operating assistance for transportation services for elderly and individuals with disabilities			8	8	8	8	8
County:	St. Charles								
City:	O'Fallon	Federal:	State:	Local:					
Mode:	Transit	0	4	4					
Agency:	St. Louis Life		Estimate Total:	16					



2020 – 2024 Transit Anticipated Project Schedule *Projects in thousands of dollars*

Subject to the approval of the local entity, the Transportation Improvement Program by the governing Metropolitan Planning Organization (as applicable), and as funds are available.

					State Fiscal Year Project Budget				
					7/2019-6/2020	7/2020-6/2021	7/2021-6/2022	7/2022-6/2023	7/2023-6/2024
District:	SL	MEHTAP – Operating assistance for transportation services for elderly and individuals with disabilities							
County:	St. Louis City								
City:	St. Louis	Federal:	State:	Local:					
Mode:	Transit	0	11.5	11.5	23	23	23	23	23
Agency:	St. Louis Office for Developmental Disability Resources	Estimate Total:	46						
District:	SL	MEHTAP – Operating assistance for transportation services for elderly and individuals with disabilities							
County:	St. Louis City								
City:	St. Louis	Federal:	State:	Local:					
Mode:	Transit	0	5.4	5.4	10.8	10.8	10.8	10.8	10.8
Agency:	St. Anthony's Medical Center	Estimate Total:	21.6						
District:	SE	MEHTAP – Operating assistance for transportation services for elderly and individuals with disabilities							
County:	Stoddard								
City:	Dexter	Federal:	State:	Local:					
Mode:	Transit	0	8.1	8.1	16.2	16.2	16.2	16.2	16.2
Agency:	Stoddard County Sheltered Facilities Board of Directors	Estimate Total:	32.4						
District:	SL	MEHTAP – Operating assistance for transportation services for elderly and individuals with disabilities							
County:	St. Louis City								
City:	St. Louis	Federal:	State:	Local:					
Mode:	Transit	0	18.9	18.9	37.8	37.8	37.8	37.8	37.8
Agency:	Southside Senior Citizens Center	Estimate Total:	75.6						
District:	SL	MEHTAP – Operating assistance for transportation services for elderly and individuals with disabilities							
County:	St. Louis								
City:	St. Louis	Federal:	State:	Local:					
Mode:	Transit	0	2.4	2.4	4.8	4.8	4.8	4.8	4.8
Agency:	Sunnyhill, Inc.	Estimate Total:	9.6						



2020 – 2024 Transit Anticipated Project Schedule *Projects in thousands of dollars*

Subject to the approval of the local entity, the Transportation Improvement Program by the governing Metropolitan Planning Organization (as applicable), and as funds are available.

					State Fiscal Year Project Budget				
					7/2019-6/2020	7/2020-6/2021	7/2021-6/2022	7/2022-6/2023	7/2023-6/2024
District:	SE	MEHTAP – Operating assistance for transportation services for elderly and individuals with disabilities							
County:	Perry								
City:	Perryville	Federal:	State:	Local:					
Mode:	Transit	0	3.4	3.4	6.8	6.8	6.8	6.8	6.8
Agency:	Terrace Gardens Retirement Center, Inc.	Estimate Total:	13.6						
District:	SW	MEHTAP – Operating assistance for transportation services for elderly and individuals with disabilities							
County:	Greene								
City:	Springfield	Federal:	State:	Local:					
Mode:	Transit	0	2.1	2.1	4.2	4.2	4.2	4.2	4.2
Agency:	The Arc of the Ozarks	Estimate Total:	8.4						
District:	KC	MEHTAP – Operating assistance for transportation services for elderly and individuals with disabilities							
County:	Jackson								
City:	Grandview	Federal:	State:	Local:					
Mode:	Transit	0	2.6	2.6	5.2	5.2	5.2	5.2	5.2
Agency:	The Salvation Army	Estimate Total:	10.4						
District:	SL	MEHTAP – Operating assistance for transportation services for elderly and individuals with disabilities							
County:	St. Louis								
City:	St. Louis City	Federal:	State:	Local:					
Mode:	Transit	0	2.8	2.8	5.6	5.6	5.6	5.6	5.6
Agency:	The State of the Art School for the DD D/B/A The State Of The Art Adult Healthcare Centre	Estimate Total:	11.2						
District:	SE	MEHTAP – Operating assistance for transportation services for elderly and individuals with disabilities							
County:	Shannon								
City:	Birch Tree	Federal:	State:	Local:					
Mode:	Transit	0	4.2	4.2	8.4	8.4	8.4	8.4	8.4
Agency:	Three Rivers Sheltered Industries, Inc.	Estimate Total:	16.8						



2020 – 2024 Transit Anticipated Project Schedule *Projects in thousands of dollars*

Subject to the approval of the local entity, the Transportation Improvement Program by the governing Metropolitan Planning Organization (as applicable), and as funds are available.

					State Fiscal Year Project Budget				
					7/2019-6/2020	7/2020-6/2021	7/2021-6/2022	7/2022-6/2023	7/2023-6/2024
District:	SE	MEHTAP – Operating assistance for transportation services for elderly and individuals with disabilities							
County:	Wright								
City:	Mountain Grove	Federal:	State:	Local:					
Mode:	Transit	0	4.4	4.4	8.8	8.8	8.8	8.8	8.8
Agency:	Unique Services, Inc.	Estimate Total: 17.6							
District:	CD	MEHTAP – Operating assistance for transportation services for elderly and individuals with disabilities							
County:	Cooper								
City:	Boonville	Federal:	State:	Local:					
Mode:	Transit	0	13.4	13.4	26.8	26.8	26.8	26.8	26.8
Agency:	Unlimited Opportunities, Inc.	Estimate Total: 53.6							
District:	NE	MEHTAP – Operating assistance for transportation services for elderly and individuals with disabilities							
County:	Warren								
City:	Warrenton	Federal:	State:	Local:					
Mode:	Transit	0	5.4	5.4	10.8	10.8	10.8	10.8	10.8
Agency:	Warren County Handicapped Services, Inc.	Estimate Total: 21.6							
District:	NE	MEHTAP – Operating assistance for transportation services for elderly and individuals with disabilities							
County:	Warren								
City:	Truesdale	Federal:	State:	Local:					
Mode:	Transit	0	7.1	7.1	14.2	14.2	14.2	14.2	14.2
Agency:	Warren County Sheltered Workshop, Inc.	Estimate Total: 28.4							
District:	CD	MEHTAP – Operating assistance for transportation services for elderly and individuals with disabilities							
County:	Washington								
City:	Potosi	Federal:	State:	Local:					
Mode:	Transit	0	5.1	5.1	10.2	10.2	10.2	10.2	10.2
Agency:	Washington County Board for the Handicapped	Estimate Total: 20.4							



2020 – 2024 Transit Anticipated Project Schedule

Projects in thousands of dollars

Subject to the approval of the local entity, the Transportation Improvement Program by the governing Metropolitan Planning Organization (as applicable), and as funds are available.

					State Fiscal Year Project Budget				
					7/2019-6/2020	7/2020-6/2021	7/2021-6/2022	7/2022-6/2023	7/2023-6/2024
District:	SW	MEHTAP – Operating assistance for transportation services for elderly and individuals with disabilities							
County:	Webster								
City:	Marshfield	Federal:	State:	Local:					
Mode:	Transit	0	3.3	3.3	6.6	6.6	6.6	6.6	6.6
Agency:	Web-Co Custom Industries, Inc.	Estimate Total: 13.2							
District:	KC	MEHTAP – Operating assistance for transportation services for elderly and individuals with disabilities							
County:	Johnson								
City:	Warrensburg	Federal:	State:	Local:					
Mode:	Transit	0	3.2	3.2	6.4	6.4	6.4	6.4	6.4
Agency:	West-Central Independent Living Solutions	Estimate Total: 12.8							
District:	NE	MEHTAP – Operating assistance for transportation services for elderly and individuals with disabilities							
County:	Lewis								
City:	LaBelle	Federal:	State:	Local:					
Mode:	Transit	0	3.6	3.6	7.2	7.2	7.2	7.2	7.2
Agency:	Wider Opportunities, Inc.	Estimate Total: 14.4							
District:	SE	MEHTAP – Operating assistance for transportation services for elderly and individuals with disabilities							
County:	Howell								
City:	Willow Springs	Federal:	State:	Local:					
Mode:	Transit	0	3	3	6	6	6	6	6
Agency:	Willow Health Care, Inc.	Estimate Total: 12							
District:	NW	MEHTAP – Operating assistance for transportation services for elderly and individuals with disabilities							
County:	Worth								
City:	Grant City	Federal:	State:	Local:					
Mode:	Transit	0	2.1	2.1	4.2	4.2	4.2	4.2	4.2
Agency:	Worth County Nursing Home District D/B/A Worth County Convalescent Center	Estimate Total: 8.4							



2020 – 2024 Transit Anticipated Project Schedule

Projects in thousands of dollars

Subject to the approval of the local entity, the Transportation Improvement Program by the governing Metropolitan Planning Organization (as applicable), and as funds are available.

					State Fiscal Year Project Budget				
					7/2019-6/2020	7/2020-6/2021	7/2021-6/2022	7/2022-6/2023	7/2023-6/2024
District: SW	MEHTAP – Operating assistance for transportation services for elderly and individuals with disabilities								
County: Jasper									
City: Joplin	Federal:	State:	Local:						
Mode: Transit	0	51.8	51.8		103.6	103.6	103.6	103.6	103.6
Agency: Area Agency on Aging, Region X	Estimate Total:	207.2							
District: CD	MEHTAP – Operating assistance for transportation services for elderly and individuals with disabilities								
County: Boone									
City: Columbia	Federal:	State:	Local:						
Mode: Transit	0	68.6	68.6		137.2	137.2	137.2	137.2	137.2
Agency: Central Missouri Area Agency on Aging	Estimate Total:	274.4							
District: KC	MEHTAP – Operating assistance for transportation services for elderly and individuals with disabilities								
County: Johnson									
City: Warrensburg	Federal:	State:	Local:						
Mode: Transit	0	80.6	80.6		161.2	161.2	161.2	161.2	161.2
Agency: District III Area Agency on Aging	Estimate Total:	322.4							
District: KC	MEHTAP – Operating assistance for transportation services for elderly and individuals with disabilities								
County: Jackson									
City: Kansas City	Federal:	State:	Local:						
Mode: Transit	0	117.7	117.7		235.4	235.4	235.4	235.4	235.4
Agency: Mid-America Regional Council	Estimate Total:	470.8							
District: SL	MEHTAP – Operating assistance for transportation services for elderly and individuals with disabilities								
County: St. Louis Co.									
City: St. Louis	Federal:	State:	Local:						
Mode: Transit	0	141.3	141.3		282.6	282.6	282.6	282.6	282.6
Agency: Mid-East Area Agency on Aging	Estimate Total:	565.2							



2020 – 2024 Transit Anticipated Project Schedule

Projects in thousands of dollars

Subject to the approval of the local entity, the Transportation Improvement Program by the governing Metropolitan Planning Organization (as applicable), and as funds are available.

					State Fiscal Year Project Budget				
					7/2019-6/2020	7/2020-6/2021	7/2021-6/2022	7/2022-6/2023	7/2023-6/2024
District:	NE	MEHTAP – Operating assistance for transportation services for elderly and individuals with disabilities							
County:	Adair								
City:	Kirksville	Federal:	State:	Local:					
Mode:	Transit	0	80.7	80.7	161.4	161.4	161.4	161.4	161.4
Agency:	Northeast Missouri Area Agency on Aging	Estimate Total:	322.8						
District:	NW	MEHTAP – Operating assistance for transportation services for elderly and individuals with disabilities							
County:	Gentry								
City:	Albany	Federal:	State:	Local:					
Mode:	Transit	0	46.4	46.4	92.8	92.6	92.8	92.8	92.8
Agency:	Northwest Missouri Area Agency on Aging	Estimate Total:	185.4						
District:	SE	MEHTAP – Operating assistance for transportation services for elderly and individuals with disabilities							
County:	Cape Girardeau								
City:	Cape Girardeau	Federal:	State:	Local:					
Mode:	Transit	0	211.8	211.8	423.6	423.6	423.6	423.6	423.6
Agency:	Southeast Missouri Area Agency on Aging	Estimate Total:	847.2						
District:	SW	MEHTAP – Operating assistance for transportation services for elderly and individuals with disabilities							
County:	Greene								
City:	Springfield	Federal:	State:	Local:					
Mode:	Transit	0	89.1	89.1	178.2	178.2	178.2	178.2	178.2
Agency:	Senior Age (SW) Area Agency on Aging	Estimate Total:	356.4						
District:	SL	MEHTAP – Operating assistance for transportation services for elderly and individuals with disabilities							
County:	St. Louis City								
City:	St. Louis	Federal:	State:	Local:					
Mode:	Transit	0	328.3	328.3	656.6	656.6	656.6	656.6	656.6
Agency:	St. Louis Area Agency on Aging	Estimate Total:	1313.2						



2020 – 2024 Transit Anticipated Project Schedule *Projects in thousands of dollars*

Subject to the approval of the local entity, the Transportation Improvement Program by the governing Metropolitan Planning Organization (as applicable), and as funds are available.

					State Fiscal Year Project Budget				
					7/2019-6/2020	7/2020-6/2021	7/2021-6/2022	7/2022-6/2023	7/2023-6/2024
District:	Statewide	MEHTAP – Operating assistance for transportation services for elderly and individuals with disabilities							
County:	Various								
City:	Various	Federal:	State:	Local:					
Mode:	Transit	0	42.2	42.2	16.9	16.9	16.9	16.9	16.8
Agency:	Various	Estimate Total:		84.4					

Missouri State Transit Assistance Program

The Missouri State Transit Assistance Program is a state funded program that provides state funds to 34 public transportation service providers to defray the operating and capital cost incurred by public transportation service providers. State Transit Assistance funding is allocated by MoDOT in accordance with Section 226.195, RSMo and state regulation 7 CSR 10-7.030. The distribution of funds to public transportation service providers shall be determined by evaluating factors including but not limited to population, ridership, cost and efficiency of program, availability of alternative transportation and local support.

Each year, project funding is contingent upon the total number of grant applications received from eligible providers as well as any new qualified applicants that might enter the program for the first time in fiscal year 2018. The State Transit Assistance program is funded with state transportation funds and general revenue funds and is subject to the Missouri General Assembly legislative appropriation process and any subsequent directives mandated by the Governor regarding withholdings.

Table 7-13 State Transit Assistance Funding		STATE FISCAL YEAR PROJECT BUDGETING				
		7/2019 - 6/2020	7/2020 - 6/2021	7/2021 - 6/2022	7/2022 - 6/2023	7/2023 - 6/2024
State Transit Assistance	State Funds	1,710,875	1,710,875	1,710,875	1,710,875	1,710,875
	Non-State Match	1,710,875	1,710,875	1,710,875	1,710,875	1,710,875
	Total	3,421,750	3,421,750	3,421,750	3,421,750	3,421,750



**2020 – 2024 Transit
Anticipated Project Schedule**
Projects in thousands of dollars

Subject to the approval of the local entity, the Transportation Improvement Program by the governing Metropolitan Planning Organization (as applicable), and as funds are available.

					State Fiscal Year Project Budget				
					7/2019-6/2020	7/2020-6/2021	7/2021-6/2022	7/2022-6/2023	7/2023-6/2024
District:	SL	State Transit Operating Assistance - operating assistance for public transportation services							
County:	St. Louis								
City:	St. Louis	Federal:	State:	Local:					
Mode:	Transit	0	3649	3649	1459.6	1459.6	1459.6	1459.6	1459.6
Agency:	Bi-State (Metro) Development Agency	Estimate Total: 7298							
District:	KC	State Transit Operating Assistance - operating assistance for public transportation services							
County:	Jackson								
City:	Kansas City	Federal:	State:	Local:					
Mode:	Transit	0	1647.5	1647.5	659	659	659	659	659
Agency:	Kansas City Area Transportation Authority – KCATA	Estimate Total: 3295							
District:	KC	State Transit Operating Assistance - operating assistance for public transportation services							
County:	Jackson								
City:	Kansas City	Federal:	State:	Local:					
Mode:	Transit	0	338.5	338.5	135.4	135.4	135.4	135.4	135.4
Agency:	Kansas City Streetcar Authority	Estimate Total: 677							
District:	SW	State Transit Operating Assistance - operating assistance for public transportation services							
County:	Greene								
City:	Springfield	Federal:	State:	Local:					
Mode:	Transit	0	212.5	212.5	85	85	85	85	85
Agency:	City Utilities of Springfield	Estimate Total: 425							
District:	SE	State Transit Operating Assistance - operating assistance for public transportation services							
County:	Cape Girardeau								
City:	Cape Girardeau	Federal:	State:	Local:					
Mode:	Transit	0	45	45	18	18	18	18	18
Agency:	Cape Girardeau County Transit Authority (Urban)	Estimate Total: 90							



**2020 – 2024 Transit
Anticipated Project Schedule**
Projects in thousands of dollars

Subject to the approval of the local entity, the Transportation Improvement Program by the governing Metropolitan Planning Organization (as applicable), and as funds are available.

					State Fiscal Year Project Budget				
					7/2019-6/2020	7/2020-6/2021	7/2021-6/2022	7/2022-6/2023	7/2023-6/2024
District: SL	State Transit Operating Assistance - operating assistance for public transportation services								
County: St. Charles									
City: St. Charles	Federal:	State:	Local:						
Mode: Transit	0	43	43		17.2	17.2	17.2	17.2	17.2
Agency: City of St. Charles	Estimate Total:	86							
District: NW	State Transit Operating Assistance - operating assistance for public transportation services								
County: Buchanan									
City: St. Joseph	Federal:	State:	Local:						
Mode: Transit	0	96.5	96.5		38.6	38.6	38.6	38.6	38.6
Agency: City of St. Joseph	Estimate Total:	193							
District: CD	State Transit Operating Assistance - operating assistance for public transportation services								
County: Boone									
City: Columbia	Federal:	State:	Local:						
Mode: Transit	0	162	162		64.8	64.8	64.8	64.8	64.8
Agency: City of Columbia	Estimate Total:	324							
District: KC	State Transit Operating Assistance - operating assistance for public transportation services								
County: Jackson									
City: Independence	Federal:	State:	Local:						
Mode: Transit	0	83.5	83.5		33.4	33.4	33.4	33.4	33.4
Agency: City of Independence	Estimate Total:	167							
District: SW	State Transit Operating Assistance - operating assistance for public transportation services								
County: Jasper									
City: Joplin	Federal:	State:	Local:						
Mode: Transit	0	56.5	56.5		22.6	22.6	22.6	22.6	22.6
Agency: City of Joplin	Estimate Total:	113							



**2020 – 2024 Transit
Anticipated Project Schedule**
Projects in thousands of dollars

Subject to the approval of the local entity, the Transportation Improvement Program by the governing Metropolitan Planning Organization (as applicable), and as funds are available.

						State Fiscal Year Project Budget				
						7/2019-6/2020	7/2020-6/2021	7/2021-6/2022	7/2022-6/2023	7/2023-6/2024
District: CD	State Transit Operating Assistance - operating assistance for public transportation services									
County: Cole										
City: Jefferson City	Federal:	State:	Local:							
Mode: Transit	0	55.5	55.5			22.2	22.2	22.2		
Agency: City of Jefferson	Estimate Total:	111								
District: SE	State Transit Operating Assistance - operating assistance for public transportation services									
County: Cape Girardeau										
City: Cape Girardeau	Federal:	State:	Local:							
Mode: Transit	0	26.5	26.5			10.6	10.6	10.6		
Agency: Southeast Missouri State University	Estimate Total:	53								
District: SE	State Transit Operating Assistance - operating assistance for public transportation services									
County: Cape Girardeau										
City: Cape Girardeau	Federal:	State:	Local:							
Mode: Transit	0	33	33			13.2	13.2	13.2		
Agency: Cape Girardeau County Transit Authority (Rural)	Estimate Total:	66								
District: SE	State Transit Operating Assistance - operating assistance for public transportation services									
County: Stoddard										
City: Bloomfield	Federal:	State:	Local:							
Mode: Transit	0	5	5			2	2	2		
Agency: City of Bloomfield	Estimate Total:	10								
District: SW	State Transit Operating Assistance - operating assistance for public transportation services									
County: Jasper										
City: Carthage	Federal:	State:	Local:							
Mode: Transit	0	9.5	9.5			3.8	3.8	3.8		
Agency: City of Carthage	Estimate Total:	19								



**2020 – 2024 Transit
Anticipated Project Schedule**
Projects in thousands of dollars

Subject to the approval of the local entity, the Transportation Improvement Program by the governing Metropolitan Planning Organization (as applicable), and as funds are available.

						State Fiscal Year Project Budget				
						7/2019-6/2020	7/2020-6/2021	7/2021-6/2022	7/2022-6/2023	7/2023-6/2024
District: SW	State Transit Operating Assistance - operating assistance for public transportation services									
County: Henry										
City: Clinton	Federal:	State:	Local:							
Mode: Transit	0	10	10	4	4	4	4	4		
Agency: City of Clinton	Estimate Total:		20							
District: SW	State Transit Operating Assistance - operating assistance for public transportation services									
County: Cedar										
City: Eldorado Springs	Federal:	State:	Local:							
Mode: Transit	0	7	7	2.8	2.8	2.8	2.8	2.8		
Agency: City of Eldorado Springs	Estimate Total:		14							
District: KC	State Transit Operating Assistance - operating assistance for public transportation services									
County: Clay/Ray										
City: Excelsior Springs	Federal:	State:	Local:							
Mode: Transit	0	10	10	4	4	4	4	4		
Agency: City of Excelsior Springs	Estimate Total:		20							
District: SE	State Transit Operating Assistance - operating assistance for public transportation services									
County: Texas										
City: Houston	Federal:	State:	Local:							
Mode: Transit	0	5.5	5.5	2.2	2.2	2.2	2.2	2.2		
Agency: City of Houston	Estimate Total:		11							
District: SW	State Transit Operating Assistance - operating assistance for public transportation services									
County: Barton										
City: Lamar	Federal:	State:	Local:							
Mode: Transit	0	10	10	4	4	4	4	4		
Agency: City of Lamar	Estimate Total:		20							



**2020 – 2024 Transit
Anticipated Project Schedule**
Projects in thousands of dollars

Subject to the approval of the local entity, the Transportation Improvement Program by the governing Metropolitan Planning Organization (as applicable), and as funds are available.

						State Fiscal Year Project Budget				
						7/2019-6/2020	7/2020-6/2021	7/2021-6/2022	7/2022-6/2023	7/2023-6/2024
District:	SW	State Transit Operating Assistance - operating assistance for public transportation services								
County:	Lawrence									
City:	Mt. Vernon	Federal:	State:	Local:						
Mode:	Transit	0	7.5	7.5		3	3	3	3	3
Agency:	City of Mt. Vernon	Estimate Total: 15								
District:	SW	State Transit Operating Assistance - operating assistance for public transportation services								
County:	Vernon									
City:	Nevada	Federal:	State:	Local:						
Mode:	Transit	0	7.5	7.5		3	3	3	3	3
Agency:	City of Nevada	Estimate Total: 15								
District:	SE	State Transit Operating Assistance - operating assistance for public transportation services								
County:	New Madrid									
City:	New Madrid	Federal:	State:	Local:						
Mode:	Transit	0	5.5	5.5		2.2	2.2	2.2	2.2	2.2
Agency:	City of New Madrid	Estimate Total: 11								
District:	SE	State Transit Operating Assistance - operating assistance for public transportation services								
County:	Howell									
City:	West Plains	Federal:	State:	Local:						
Mode:	Transit	0	11	11		4.4	4.4	4.4	4.4	4.4
Agency:	City of West Plains	Estimate Total: 22								
District:	SE	State Transit Operating Assistance - operating assistance for public transportation services								
County:	Dunklin									
City:	Malden	Federal:	State:	Local:						
Mode:	Transit	0	25	25		10	10	10	10	10
Agency:	Dunklin County Transit Service, Inc.	Estimate Total: 50								



**2020 – 2024 Transit
Anticipated Project Schedule**
Projects in thousands of dollars

Subject to the approval of the local entity, the Transportation Improvement Program by the governing Metropolitan Planning Organization (as applicable), and as funds are available.

					State Fiscal Year Project Budget				
					7/2019-6/2020	7/2020-6/2021	7/2021-6/2022	7/2022-6/2023	7/2023-6/2024
District: SE	State Transit Operating Assistance - operating assistance for public transportation services								
County: Texas									
City: Licking	Federal:	State:	Local:						
Mode: Transit	0	6.5	6.5		2.6	2.6	2.6	2.6	2.6
Agency: Licking Bridge Builders	Estimate Total:	13							
District: CD	State Transit Operating Assistance - operating assistance for public transportation services								
County: Macon									
City: Macon	Federal:	State:	Local:						
Mode: Transit	0	4.5	4.5		1.8	1.8	1.8	1.8	1.8
Agency: Macon Area Chamber of Commerce	Estimate Total:	9							
District: SE	State Transit Operating Assistance - operating assistance for public transportation services								
County: Mississippi									
City: East Prairie	Federal:	State:	Local:						
Mode: Transit	0	14	14		5.6	5.6	5.6	5.6	5.6
Agency: Mississippi County Transit System	Estimate Total:	28							
District: CD	State Transit Operating Assistance - operating assistance for public transportation services								
County: Boone									
City: Columbia	Federal:	State:	Local:						
Mode: Transit	0	1583	1583		633.2	633.2	633.2	633.2	633.2
Agency: OATS, Inc.	Estimate Total:	3166							
District: KC	State Transit Operating Assistance - operating assistance for public transportation services								
County: Ray									
City: Richmond	Federal:	State:	Local:						
Mode: Transit	0	34	34		13.6	13.6	13.6	13.6	13.6
Agency: Ray County Transportation	Estimate Total:	68							



**2020 – 2024 Transit
Anticipated Project Schedule**
Projects in thousands of dollars

Subject to the approval of the local entity, the Transportation Improvement Program by the governing Metropolitan Planning Organization (as applicable), and as funds are available.

					State Fiscal Year Project Budget				
					7/2019-6/2020	7/2020-6/2021	7/2021-6/2022	7/2022-6/2023	7/2023-6/2024
District: SE	State Transit Operating Assistance - operating assistance for public transportation services								
County: Ripley									
City: Doniphan	Federal:	State:	Local:						
Mode: Transit	0	15	15		6	6	6	6	6
Agency: Ripley County Transit	Estimate Total: 30								
District: SE	State Transit Operating Assistance - operating assistance for public transportation services								
County: Scott									
City: Sikeston	Federal:	State:	Local:						
Mode: Transit	0	14	14		5.6	5.6	5.6	5.6	5.6
Agency: Scott County Transportation System	Estimate Total: 28								
District: CD	State Transit Operating Assistance - operating assistance for public transportation services								
County: Callaway									
City: Fulton	Federal:	State:	Local:						
Mode: Transit	0	32	32		12.8	12.8	12.8	12.8	12.8
Agency: SERVE, Inc.	Estimate Total: 64								
District: SE	State Transit Operating Assistance - operating assistance for public transportation services								
County: Madison									
City: Fredericktown	Federal:	State:	Local:						
Mode: Transit	0	273	273		109.2	109.2	109.2	109.2	109.2
Agency: Southeast Missouri Transportation System (SMTS)	Estimate Total: 546								

Waterways

Waterways

Missouri is fortunate to have over 1,000 miles of navigable waterways on the Mississippi and Missouri rivers, which provide tremendous opportunities for waterborne commerce. In 2018, approximately 4 million tons of material was handled through Missouri's public port authorities. Barge transport provides a safe and environmentally friendly way to transport large amounts of material at a lower cost compared to other modes. One barge can hold the equivalent of 13 railcars or 58 trucks. The Missouri General Assembly appropriates funding for waterway programs from general revenue and/or the State Transportation Fund. Projects are implemented when funds are appropriated through the legislative and gubernatorial budget processes.

Port Authority Administrative Grants - The administrative grants are used to reimburse public port authorities for administrative costs, such as salaries, benefits, travel, office expenses and utilities authorized in Section 68.035.1, RSMo. These grants do not require a match and are funded from the State Transportation Fund. The administrative grants were created to assist public port authorities as they establish their economic base (i.e. "keep the lights on"). The port authority must demonstrate tangible efforts to mature the port to be eligible for administrative grants. The majority of the administrative funds are allocated by formula based on two components: a base amount and a performance amount. The formula allocates a base amount of \$4,000 as the minimum level of support for a total of \$60,000. The performance amount (\$340,000) is focused on assisting the ports as they establish their economic base with the level of assistance decreasing as the port becomes more self-sustaining. Objective criteria used to evaluate performance includes ownership of capital assets, movement of freight or passengers during the prior year, whether tonnage was over or less than 1 million tons in the last four years, development of a work plan for purchasing capital assets or moving freight/passengers within the next three years, and lastly, a penalty for ports that allowed funding to lapse within the previous five years.

The remaining \$200,000 is allocated to port authorities to prepare plans for upcoming capital improvement projects. When the proposed project priority list is developed for the Port Capital Improvement Program, port authorities request funding for preliminary engineering to prepare these plans for construction to begin in one year. This funding stream allows the public port authorities to be ready for construction at the beginning of the budget year (July 1) if the General Revenue funds are received.

This program has received an appropriation for FY 2016 of \$400,000, \$600,000 in FYs 2017, 2018, and 2019 and \$600,000 was requested for FY 2020. The program currently provides assistance to the following port authorities:

Heartland Port Authority of Central Missouri
 Port of Kansas City
 Mississippi County Port Authority
 Pemiscot County Port Authority
 St. Louis County Port Authority

Howard/Cooper County Regional Port Authority
 Lewis County Regional Port Authority
 New Bourbon Regional Port Authority
 Pike/Lincoln County Port Authority
 City of St. Louis Port Authority

Jefferson County Port Authority
 Mid-America Port Commission
 New Madrid County Port Authority
 St. Joseph Regional Port Authority
 Southeast Missouri Regional Port Authority

Table 7-14 Port Authority Administrative Grants		STATE FISCAL YEAR PROJECT BUDGETING				
		7/2019 - 6/2020	7/2020 - 6/2021	7/2021 - 6/2022	7/2022 - 6/2023	7/2023 - 6/2024
Waterways Program	State Funds	600,000	600,000	600,000	600,000	600,000
Port Administration	Total	600,000	600,000	600,000	600,000	600,000



2020 – 2024 Waterways
Anticipated Project Schedule
Projects in thousands of dollars

Subject to the approval of the local entity, the Transportation Improvement Program by the governing Metropolitan Planning Organization (as applicable), and as funds are available.

					State Fiscal Year Project Budget				
					7/2019 - 6/2020	7/2020 - 6/2021	7/2021 - 6/2022	7/2022 - 6/2023	7/2023 - 6/2024
District:	Statewide	Waterways Program Port Administration							
County:									
Port:		Federal:	State:	Local:					
Mode:	Waterways	0	3000	0	600	600	600	600	600
Agency:		Estimate Total:		3000					

Waterways

Ferry Boat Operating Assistance - The State of Missouri currently provides funding for two public ferry boat operations in Ste. Genevieve and Mississippi counties. These ferry services provide a link for passengers and freight moving from Missouri to Illinois or Kentucky, respectively, at substantially less expense than constructing a Mississippi River bridge crossing in the areas. Each ferry charges a toll that was supplemented annually by \$88,000 to support each ferry boat operation from fiscal year (FY) 2014 through FY 2019. During FY 2018, the ferry services transported on 53,023 passengers and 20,276 vehicles. The State of Kentucky matches dollar for dollar support for the Mississippi County ferry service. Illinois does not provide operating assistance to the Ste. Genevieve County ferry.

Table 7-15 Ferry Boat Operating Funding		STATE FISCAL YEAR PROJECT BUDGETING				
		7/2019 - 6/2020	7/2020 - 6/2021	7/2021 - 6/2022	7/2022 - 6/2023	7/2023 - 6/2024
Waterways Program	State Funds	176,000	176,000	176,000	176,000	176,000
Ferry Boat Operating Assistance	Total	176,000	176,000	176,000	176,000	176,000



**2020 – 2024 Waterways
Anticipated Project Schedule**
Projects in thousands of dollars

Subject to the approval of the local entity, the Transportation Improvement Program by the governing Metropolitan Planning Organization (as applicable), and as funds are available.

					State Fiscal Year Project Budget				
					7/2019 - 6/2020	7/2020 - 6/2021	7/2021 - 6/2022	7/2022 - 6/2023	7/2023 - 6/2024
District:	SE	Ferry Boat Operating Assistance							
County:	Ste. Genevieve								
Port:	New Bourbon Port Authority	Federal:	State:	Local:					
Mode:	Waterways	0	440	0	88	88	88	88	88
Agency:		Estimate Total: 440							
District:	SE	Ferry Boat Operating Assistance							
County:	Mississippi								
Port:	Mississippi County Port Authority	Federal:	State:	Local:					
Mode:	Waterways	0	440	0	88	88	88	88	88
Agency:		Estimate Total: 440							

Port Capital Improvement Program - Capital improvement funds assist ports with capital expenditures, such as dock construction, mooring dolphins, access improvements, utility extensions, and general site development as authorized in Section 68.035.2, RSMo. These funds require a legislative budget appropriation of general revenue. Fluctuations in Missouri revenue can result in restrictions on General Revenue funded programs, including the port Capital Improvement Program (CIP) funds. When appropriated, the CIP requires a 20 percent local match. The amount of funds available for the CIP can vary greatly from year to year, and it is difficult to predict funding in future years. In FY 2016, the legislature appropriated \$6 million for the CIP. In FY 2017, the legislature appropriated \$12.4 million for the CIP; however, due to the lower revenue projections only \$4 million was available for the CIP projects. In FY 2018, \$1.5 million was appropriated for the CIP program; in FY 2019 \$7.8 million was made available for the CIP.

Each summer, each public port presents two priority projects to be considered for the next fiscal year. The Missouri Port Authority Association members evaluate and prioritize each of these projects, based on economic development benefit to the state, increased freight capacity and tonnage at the port, environmental impacts of the project, and safety improvements. As the legislature discusses General Revenue appropriations, the prioritized list is used to match the highest priority projects with the appropriated funding. The ports have detailed more than \$100 million in current port capital improvement needs.

		STATE FISCAL YEAR PROJECT BUDGETING				
		7/2019 - 6/2020	7/2020 - 6/2021	7/2021 - 6/2022	7/2022 - 6/2023	7/2023 - 6/2024
Waterways Program Port Capital Improvement Funding **	State Cost	9,400,000	7,500,000	7,500,000	7,500,000	7,500,000
	Non-state (other) Funds	-	-	-	-	-
	Total	9,400,000	7,500,000	7,500,000	7,500,000	7,500,000

**Note: MoDOT requests \$7.5 million annually from the State of Missouri General Revenue budget for Port CIP. Funding requires an annual appropriation by the general assembly, budget approval by the governor, and State of Missouri projections continuing to demonstrate sufficient incoming revenue to allow release of all or a portion of the approved funds.



2020 – 2024 Waterways Anticipated Project Schedule

Projects in thousands of dollars

			State Fiscal Year Project Budget				
			7/2019 - 6/2020	7/2020 - 6/2021	7/2021 - 6/2022	7/2022 - 6/2023	7/2023 - 6/2024
District: SE	Major repairs to ferry based upon US Coast Guard inspections in dry dock						
County: Mississippi							
Port: Mississippi County Port Authority	Federal:	State:					
Mode: Waterways	0	160	200	0	0	0	0
Agency:	Estimate Total:	200					
District: SE	Extend landing ramp for ferry to eliminate damages; matching \$62,250 federal ferry boat program funds that expire 9/1/19						
County: Mississippi							
Port: Mississippi County Port Authority	Federal:	State:					
Mode: Waterways	62	23	95	0	0	0	0
Agency:	Estimate Total:	95					
District: SE	Raise rail to eliminate flooding; part of Loop track project receiving INFRA federal funding						
County: Cape Girardeau							
Port: Southeast Missouri Regional Port Authority	Federal:	State:					
Mode: Waterways	0	311	370	0	0	0	0
Agency:	Estimate Total:	370					
District: SE	Install harbor lead track #2						
County: Cape Girardeau							
Port: Southeast Missouri Regional Port Authority	Federal:	State:					
Mode: Waterways	0	1126	1487	0	0	0	0
Agency:	Estimate Total:	1487					
District: SL	Complete dock and passenger ramp to serve cruise passengers in Kimmswick.						
County: Jefferson							
Port: Jefferson County Port Authority	Federal:	State:					
Mode: Waterways	0	857	940	0	0	0	0
Agency:	Estimate Total:	940					



2020 – 2024 Waterways Anticipated Project Schedule

Projects in thousands of dollars

					State Fiscal Year Project Budget				
					7/2019 - 6/2020	7/2020 - 6/2021	7/2021 - 6/2022	7/2022 - 6/2023	7/2023 - 6/2024
District: NE	East Site Industrial Park. Initial site preparation of newly acquired property including utility connections.								
County: Pike									
Port: Pike-Lincoln County Port Authority	Federal:	State:	Local:						
Mode: Waterways	0	960	240		1200	0	0	0	0
Agency:	Estimate Total: 1200								
District: SL	Upgrade existing rail at Municipal River Terminal (MRT) Phase IIB to allow larger trains on port site.								
County: St. Louis City									
Port: St. Louis City Port Authority	Federal:	State:	Local:						
Mode: Waterways	0	2000	6258		8258	0	0	0	0
Agency:	Estimate Total: 8258								
District: SE	Site preparation for customers, including fill and utilities, to newly acquired port property.								
County: New Madrid									
Port: New Madrid County Port Authority	Federal:	State:	Local:						
Mode: Waterways	0	1987	6513		8500	0	0	0	0
Agency:	Estimate Total: 8500								
District: NE	West Site Industrial Park. Initial site preparation of newly acquired property including utility connections.								
County: Pike									
Port: Pike-Lincoln County Port Authority	Federal:	State:	Local:						
Mode: Waterways	0	716	149		865	0	0	0	0
Agency:	Estimate Total: 865								
District: SE	Install west rail tracks #4 and #5								
County: Cape Girardeau									
Port: Southeast Missouri Regional Port Authority	Federal:	State:	Local:						
Mode: Waterways	0	480	120		600	0	0	0	0
Agency:	Estimate Total: 600								



2020 – 2024 Waterways
Anticipated Project Schedule
Projects in thousands of dollars

					State Fiscal Year Project Budget				
					7/2019 - 6/2020	7/2020 - 6/2021	7/2021 - 6/2022	7/2022 - 6/2023	7/2023 - 6/2024
District:	SE	Install 12' diameter sheet pile cells and wick/pulley systems.							
County:	Ste. Genevieve								
Port:	New Bourbon Port Authority	Federal:	State:	Local:					
Mode:	Waterways	0	640	161	801	0	0	0	0
Agency:		Estimate Total:		801					

**SFY 2020 Port CIP
Unfunded Needs Priority Order
Updated 2/27/2019**

Port	Project Description	Total Project Cost	Request for FY2020
Mississippi County	Hickman II dry dock	\$200,000	\$160,000
Pemiscot County	Improvements needed to serve Palindromes	\$68,000,000	\$1,000,000
Pike Lincoln	East Site Industrial Park	\$1,200,000	\$960,000
City of St. Louis	Municipal River Terminal (MRT) Rail Upgrade, Phase II.B (PROJECT 1)*	\$8,258,247	\$766,000
City of St. Louis	Municipal River Terminal (MRT) Rail Upgrade, Phase II.B (PROJECT 1)*	\$8,258,247	\$234,000
City of St. Louis	Municipal River Terminal (MRT) Rail Upgrade, Phase II.B (PROJECT 2)	\$8,258,247	\$1,000,000
New Madrid	Port Improvements (PROJECT 1)	\$8,500,000	\$998,779
New Madrid	Port Improvements (PROJECT 2)	\$8,500,000	\$987,892
Pike Lincoln	West Site Port Infrastructure project	\$865,200	\$716,160
SEMO Port	West Tracks No 4 & 5	\$600,000	\$480,000
New Bourbon	(2) 12' Diameter Sheet Pile Cells and Wench/Pulley System	\$801,000	\$640,000
Lewis County	Pre Grant Application Studies	\$250,000	\$200,000
St. Joseph	Grain Storage Bins	\$950,000	\$760,000
Kansas City	New Dock and Mooring Project	\$750,000	\$400,000
Jefferson County	Jefferson County Port Authority; (original request \$1 million)	\$1,700,000	\$257,633
SEMO Port	Loop Track Terminal - Construction of Loop No 1	\$500,000	\$400,000
Howard-Cooper	Grain Handling & Storage	\$1,200,000	\$1,000,000
Lewis County	200' Sheet Wall and RO/RO Ramp	\$3,000,000	\$1,000,000
Lewis County	200' Sheet Wall	\$2,500,000	\$1,000,000
Pemiscot County	Dock Infrastructure	\$62,000,000	\$1,000,000
Pemiscot County	Rail/Roads/Related Infrastructure	\$62,000,000	\$1,000,000
St. Louis City	#5 Clinton Warehouse Improvement	\$2,000,000	\$1,000,000
St. Louis City	RR Tail Track From South Market to Musial Bridge	\$1,250,000	\$274,464
Total Prioritized Needs			\$16,234,928

Additional Port CIP Unfunded Projects
Alphabetical Order
Updated 3/1/2019

Port	Project Description	Total Cost	Amount CIP Needed
Heartland Port	Property Acquisition North and South Port Sites	\$725,000	\$580,000
Heartland Port	Preliminary Design of the Proposed Port Development and Infrastructure	\$976,000	\$780,800
Howard-Cooper	Grain Handling & Storage	\$1,200,000	\$1,000,000
Howard-Cooper	Dock Repair	\$780,000	\$650,000
Howard-Cooper	Loading Equipment & Repair	\$1,250,000	\$1,000,000
Howard-Cooper	Grain Bins	\$1,250,000	\$1,000,000
Howard-Cooper	Road Construction - preparing the land for development	\$1,250,000	\$1,000,000
Howard-Cooper	Construction of a warehouse	\$1,250,000	\$1,000,000
Jefferson County	Property Acquisition	\$1,700,000	\$1,000,000
Jefferson County	Crystal City - Fleeting Construction	\$940,000	\$760,000
Jefferson County	Crystal City - Property Acquisition	\$2,300,000	\$1,000,000
Jefferson County	Kimmswick - Full Build Out	\$5,100,000	\$1,000,000
Jefferson County	Kimmswick - Reconstruction Hoppie Marina	\$2,500,000	\$1,000,000
Jefferson County	Kimmswick - At grade rail crossing	\$5,100,000	\$1,000,000
Jefferson County	Herculaneum - Bridge over Joachim Creek	\$3,500,000	\$1,000,000
Jefferson County	Crystal City - Renovation, New Office	\$25,000	\$20,000
Jefferson County	Crystal City - Rail Loop	\$8,000,000	\$1,000,000
Jefferson County	Herculaneum - Unit Train Track Extension	\$10,000,000	\$1,000,000
Lewis County	200' Sheet Wall and RO/RO Ramp	\$3,000,000	\$1,000,000
Lewis County	200' Sheet Wall	\$2,500,000	\$1,000,000
Lewis County	Storage Building/Warehouse	\$8,000,000	\$1,000,000
Lewis County	Grain Storage	\$13,900,000	\$1,000,000
Lewis County	Rail Track	\$5,900,000	\$1,000,000
Lewis County	Rail Track		\$1,000,000
Lewis County	Conveyor System	\$3,200,000	\$1,000,000

Additional Port CIP Unfunded Projects
Alphabetical Order
Updated 3/1/2019

Port	Project Description	Total Cost	Amount CIP Needed
Lewis County	Conveyor System		\$1,000,000
Lewis County	Rail Track		\$1,000,000
Lewis County	Rail Track		\$1,000,000
Mississippi County	Dorena II Improvements	\$295,000	\$236,000
Mississippi County	Office Building	\$250,000	\$200,000
Mississippi County	Water Improvements	\$250,000	\$200,000
Mississippi County	Lot Paving	\$100,000	\$60,000
Mississippi County	New Tug	\$1,000,000	\$800,000
New Bourbon	Improve grade and pave aprons at the Burlington Northern & Santa Fe Railroad Crossing	\$263,500	\$210,800
New Bourbon	Complete paving balance of internal road system	\$687,000	\$549,600
New Bourbon	Excavate balance of harbor using dredge material to fill remainder of dredge disposal basin 2	\$1,700,000	\$1,000,000
New Bourbon	Widen and pave New Bourbon Port Road from U.S. Highway 61 to Burlington Northern & Santa Fe Railroad crossing (Phase I)	\$280,000	\$224,000
New Bourbon	Widen and pave the balance of New Bourbon Port Road from Burlington Northern & Santa Fe Railroad crossing to port entrance (Phase 2)	\$1,760,000	\$1,000,000
New Madrid County	Port Land Improvements	\$1,245,000	\$996,000
New Madrid County	Port Land Improvements	\$1,249,000	\$999,200
New Madrid County	Conveyor/Crane System	\$1,110,000	\$888,000
New Madrid County	Port Land Improvements	\$1,249,000	\$999,200
New Madrid County	Port Land Improvements	\$1,249,000	\$999,200
New Madrid County	Port Land Improvements	\$1,249,000	\$999,200
New Madrid County	Warehousing	\$1,235,000	\$988,000
New Madrid County	Port Land Improvements	\$1,249,000	\$999,200
New Madrid County	Port Land Improvements	\$1,249,000	\$999,200

Additional Port CIP Unfunded Projects
Alphabetical Order
Updated 3/1/2019

Port	Project Description	Total Cost	Amount CIP Needed
New Madrid County	Port Land Improvements	\$1,249,000	\$999,200
Pemiscot County	Dock Infrastructure	\$62,000,000	\$1,000,000
Pemiscot County	Rail/Roads/Related Infrastructure	\$62,000,000	\$1,000,000
Pemiscot County	Harbor & Dredge Basin	\$5,000,000	\$100,000
Pemiscot County	Rail/Roads/Related Infrastructure		\$1,000,000
Pemiscot County	Rail/Roads/Related Infrastructure		\$1,000,000
Pemiscot County	Rail/Roads/Related Infrastructure		\$1,000,000
Pemiscot County	Rail/Roads/Related Infrastructure		\$1,000,000
Pemiscot County	Rail/Roads/Related Infrastructure		\$1,000,000
Pemiscot County	Rail/Roads/Related Infrastructure		\$1,000,000
Pike/Lincoln	Building/Rail/Road/Utility Improvements	\$1,375,000	\$1,000,000
Pike/Lincoln	Land/Utility Improvements - Prep for Usage of track	\$806,250	\$645,000
Pike/Lincoln	East Rail Improvements/Extension/Site Prep	\$867,845	\$694,276
Pike/Lincoln	Access Road improvements/engineering	\$243,750	\$195,000
Pike/Lincoln	Road/Rail Extension	\$1,106,250	\$885,000
Pike/Lincoln	Engineering/Warehouse/Dock/Site Prep	\$2,800,000	\$1,000,000
Pike/Lincoln	Engineering/Site Plan/Grading/Utility extension	\$806,250	\$645,000
Pike/Lincoln	Utility/Warehouse	\$369,250	\$295,400
Pike/Lincoln	Land/Building Improvements	\$331,250	\$265,000
Port of Kansas City	Terminal Paving and Storm Water Improvements	\$750,000	\$400,000
Port of Kansas City	Terminal paving & stormwater improvements	\$750,000	\$400,000
Port of Kansas City	Demo pole barns & new warehouse construction	\$750,000	\$250,000
Port of Kansas City	Bulk Rail Loading/unloading facility	\$200,000	\$100,000
Port of Kansas City	Demo pole barns & new warehouse construction	\$750,000	\$250,000
SEMO Port	Loop Track Terminal - Road Bed Grading (NE & Dredge Basins)	\$800,000	\$640,000

Additional Port CIP Unfunded Projects
Alphabetical Order
Updated 3/1/2019

Port	Project Description	Total Cost	Amount CIP Needed
SEMO Port	Loop Track Terminal - Construction of Loop No 1	\$500,000	\$400,000
SEMO Port	Loop Track Terminal - Loop No 1 Track Construction through Basins/Railroad Upgrade	\$1,000,000	\$800,000
SEMO Port	Loop Track Terminal - Loop 2 & Storage Track Grading	\$1,000,000	\$800,000
SEMO Port	Loop Track Terminal - Harbor Wye Demo/Grading/Reconstruction	\$1,500,000	\$1,000,000
SEMO Port	Loop Track Terminal - Channel Wye Grading & Drainage	\$1,000,000	\$800,000
SEMO Port	Railroad Bridge Upgrades	\$800,000	\$640,000
SEMO Port	SE Main Demo/Grading/Reconstruction	\$1,500,000	\$1,000,000
SEMO Port	Loop Track Terminal - Roadbed Northeast & Wye/Utility Upgrades	\$1,125,000	\$900,000
SEMO Port	Loop Track Terminal - Loop No 2 Track Construction	\$1,250,000	\$1,000,000
St Joseph	Tug Tow Boat - Because of the limited tow service on the Missouri River, a tug boat is required to help make barge traffic cost effective at the St. Joseph port facility to move barges after the tow operator leaves the St. Joseph port.	\$700,000	\$560,000
St Joseph	Preliminary Engineering - Begin preparation for dock expansion to accommodate additional room of cranes for unloading.	\$100,000	\$80,000
St Joseph	Dock Expansion - Expansion of the dock to accommodate additional room of cranes for unloading large and heavy items. The dock's weight and pressure capacity will also be increased substantially. Includes engineering and construction management.	\$1,600,000	\$955,000
St Joseph	Pavement - Fill and pavement the length of the expanded dock to the east and adjoining to the concrete roadway.	\$900,000	\$715,000
St Joseph	Liquid Storage Tanks - Construction of liquid storage tanks, containment and pumping equipment. With engineering and construction management.	\$1,300,000	\$1,000,000
St Joseph	Grain Storage Bins - Grain Storage Bins #3 & #4, and associated concrete foundation and conveyors. These are additional bins to the FY20 Request, #1 & #2.	\$1,100,000	\$850,000
St Joseph	Storage Facility #3 and Conveyor System - Storage building #3 and conveyor system, with engineering and construction management	\$1,420,000	\$955,000

Additional Port CIP Unfunded Projects
Alphabetical Order
Updated 3/1/2019

Port	Project Description	Total Cost	Amount CIP Needed
St Joseph	Land acquisition - Land acquisition of land to the north of the port for additional storage, clean-up and clearing.	\$500,000	\$375,000
St Joseph	Pavement - Hard surface paving for additional storage of acquired land.	\$500,000	\$375,000
St. Louis City	#5 Clinton Warehouse Improvement	\$2,000,000	\$1,000,000
St. Louis City	RR Tail Track From South Market to Musial Bridge	\$1,250,000	\$1,000,000
St. Louis City	RR Tail Track from North Market to Buchanan/Angelrodt	\$1,266,000	\$1,000,000
St. Louis City	Market 90K SF Warehouse: New Solar Roof	\$1,300,000	\$1,000,000
St. Louis City	Branch Street Improvements - Design	\$500,000	\$400,000
St. Louis City	Market new 10M ton Warehouse	\$7,000,000	\$1,000,000
St. Louis City	Branch Street Improvements - Construction Phase I	\$2,000,000	\$1,000,000
St. Louis City	Arsenal Street Site Prep, Phase I	\$1,500,000	\$1,000,000
St. Louis City	Branch Street Improvements - Construction Phase II	\$2,000,000	\$1,000,000
St. Louis City	Arsenal Street Site Prep - Phase II	\$1,500,000	\$1,000,000
Total Alphabetized Needs			\$78,507,276
Grand Total Unfunded Needs			\$94,742,204

Freight

Freight

Freight Enhancement Program - The objective of the Freight Enhancement Program is to focus on improving and maintaining the high priority freight assets and corridors that are critical to the movement of freight into, out of, within, and through the state. This process is based on partnerships with freight stakeholders and public officials to identify the greatest freight movement needs and remove barriers to efficient movement of goods through capital improvements to the system. In FY 2016, this program received \$850,000 from the State Transportation Fund, and \$1 million in FY 2017, 2018, and 2019. A minimum 20 percent local match is required. MoDOT solicits project applications each April and May. Staff evaluates and selects projects based on correlation to the Missouri State Freight Plan goals and metrics including proximity to freight routes, improvements to performance metrics, reduced oversize/overweight trucks on the roadways, and whether the project shifts movement of freight from an out-of-state facility to an in-state facility. Because program funding comes from the State Transportation Fund, projects are limited to non-highway locations. Project selections are announced by July 1 to allow project sponsors the full fiscal year to implement the project.

Freight is the economy in motion. As freight efficiency increases in a state, the total economy of the state increases. Businesses receive raw materials at less cost and therefore their finished products are more competitive on the domestic and global market. Lower freight transportation costs decrease prices at the store providing financial savings for Missouri consumers. Lower transportation cost attracts new businesses and allows reinvestment and expansion of current businesses.

Freight movement depends upon the connectivity, safety, reliability, and condition of the transportation system. Missouri's central location within 600 miles of 50 percent of all US households is a natural advantage to attract the freight industry. Missouri's transportation assets in rail, water, interstate highways, and airports combined with Missouri's strategic location provides great opportunity to become the freight center of the nation.

		STATE FISCAL YEAR PROJECT BUDGETING				
		7/2019 - 6/2020	7/2020 - 6/2021	7/2021 - 6/2022	7/2022 - 6/2023	7/2023 - 6/2024
Freight Enhancement Program	State Cost	1,000,000	1,000,000	1,000,000	1,000,000	1,000,000
	Non-state (other) Funds	250,000	250,000	250,000	250,000	250,000
	Total	1,250,000	1,250,000	1,250,000	1,250,000	1,250,000



2020 – 2024 Freight Anticipated Project Schedule

Projects in thousands of dollars

Subject to the approval of the local entity, the Transportation Improvement Program by the governing Metropolitan Planning Organization (as applicable), and as funds are available.

					State Fiscal Year Project Budget				
					7/2019 - 6/2020	7/2020 - 6/2021	7/2021 - 6/2022	7/2022 - 6/2023	7/2023 - 6/2024
District: Statewide	Freight Enhancement Program								
County:									
City:									
Mode: Freight	Federal: 0	State: 5000	Local: 1250		1250	1250	1250	1250	1250
Agency:	Estimate Total: 6250								

Section 8 – Certification and Federal-Aid Project Oversight

Certification

MoDOT certifies that the transportation planning process is being carried out in accordance with the following requirements in 23 CFR 450.218(a).

1. 23 U.S.C. 134 and 135, 49 U.S.C. 5303 and 5304, and this part;
2. Title VI of the Civil Rights Act of 1964, as amended (42 U.S.C. 2000d-1) and 49 CFR part 21;
3. 49 U.S.C. 5332, prohibiting discrimination on the basis of race, color, creed, national origin, sex, or age in employment or business opportunity;
4. Section 1101 (b) of the 2005 Safe, Accountable, Flexible, Efficient Transportation Equity Act: A Legacy for Users (SAFETEA-LU Pub. L. 109-59) and 49 CFR part 26 regarding the involvement of disadvantaged business enterprises in USDOT funded projects;
5. 23 CFR part 230 regarding implementation of an equal opportunity program on Federal and Federal-aid highway construction contracts;
6. The provisions of the Americans with Disabilities Act of 1990 (42 U.S.C. 12101 *et seq.*) and 49 CFR parts 27, 37, and 38;
7. In non-attainment and maintenance areas, sections 174 and 176 (c) and (d) of the 1990 Clean Air Act, as amended (42 U.S.C. 7504, 7506 (c) and (d)) and 40 CFR part 93;
8. The Older Americans Act, as amended (42 U.S.C. 6101), prohibiting discrimination on the basis of age in programs or activities receiving Federal financial assistance;
9. 23 U.S.C. 324 regarding the prohibition of discrimination based on gender; and
10. Section 504 of the Rehabilitation Act of 1973 (29 U.S.C. 794) and 49 CFR part 27 regarding discrimination against individuals with disabilities.

In addition to the above specifically stated requirements, 23 CFR 450.216 describes a number of requirements that MoDOT ensures are met with submission of the Statewide Transportation Improvement Program, or STIP. These requirements are as follows.

1. Public involvement was provided for in the STIP development as required by 23 CFR 450.210(a).
2. The metropolitan planning area Transportation Improvement Programs are included by reference, without modification, in the STIP and have been approved by the Governor of Missouri.
3. In non-attainment and maintenance areas, the STIP contains only transportation projects found to conform, or from programs that conform, to the air quality requirements.

4. The STIP contains only transportation projects consistent with the long-range statewide plan.
5. The STIP is financially constrained by year as required.
6. The STIP includes a descriptive list of priority transportation projects to be carried out in the first four years.
7. The STIP contains all capital and non-capital transportation projects or identified phases of transportation projects requiring action by FHWA or FTA.
8. The STIP contains all regionally significant projects requiring action by the FHWA and FTA.
9. The STIP was developed in consultation with local officials with responsibility for transportation and with Indian Tribal governments.

Federal-Aid Project Oversight Agreement

Background and Purpose

The Intermodal Surface Transportation Efficiency Act (ISTEA) of 1991, the Transportation Equity Act for the 21st Century (TEA-21) of 1998, the Safe, Accountable, Flexible, Efficient Transportation Act: A Legacy for Users (SAFETEA-LU) of 2005, the Moving Ahead for Progress in the 21st Century Act of 2012 (MAP-21) and the Fixing America's Surface Transportation (FAST) Act of 2015 allow States to assume certain responsibilities for the Federal Highway Administration in some National Environmental Policy Act approvals and in the design, construction, award and inspection of certain Federal-aid projects.

Section 106 of Title 23, Project Approval and Oversight, requires an agreement between the Secretary of Transportation and the State relating to the extent to which the State assumes nearly all FHWA responsibilities for projects under Title 23 for project development (plans, specifications, and estimates), contract awards, and inspections/final acceptance of Federal-aid highway projects. The FHWA Missouri Division and MoDOT updated the FHWA/MoDOT Stewardship and Oversight Agreement on April 15, 2015. The agreement outlines the basic oversight responsibilities and roles of the two agencies in administering the Federal-aid Program in Missouri. The following is a summation regarding oversight responsibilities.

Oversight Responsibilities

Oversight Responsibilities can be identified through FHWA's Risk-Based Stewardship and Oversight model. Risk-Based Stewardship and Oversight has three main components: 1) data-driven compliance assurance, i.e., the Compliance Assessment Program (CAP), 2) risk-based stewardship and oversight of Projects of Division Interest (PoDI), and 3) Program Reviews (or annual reviews).

Compliance Assessment Program (CAP) – The purpose of the CAP is to provide reasonable assurance, at both the national and local level, that Federal-aid highway design and construction projects are in compliance with key federal requirements. This is accomplished through FHWA compliance reviews in the areas of Civil Rights, Contract Administration, Emergency Relief, Environment, Finance, Material Quality, Planning, Realty, and Work Zones. FHWA reviews will be coordinated with appropriate MoDOT staff, as necessary. Unless a CAP project is identified as a PoDI, MoDOT will assume oversight responsibility for all CAP projects.

Projects of Division Interest (PoDI) - FHWA's level of involvement (oversight) on PoDI's will vary by project, dependent upon identified risk elements specific to the individual projects. FHWA involvement on PoDI's will be developed based upon project specifics such as project complexity, cost, scope of work to be constructed, environmental constraints or commitments, impacts to traffic, additions or modification to interstate access, etc. On low risk projects, such as those of low complexity or with minimal traffic impacts, FHWA involvement may be limited to elements developed during preliminary design stages, while complex projects may require involvement throughout the design phase up to, and including, review and approval of the final Plans, Specifications, and Estimates. Construction risk will be assessed in much the same manner. Projects of low complexity or with minimal traffic impacts, may require a lesser level of FHWA involvement during construction, while complex projects may require involvement in all facets of the construction. FHWA involvement during both design and construction will be developed in coordination with MoDOT. A PoDI can be any project with Federal-aid whether administered by MoDOT or a Local Public Agency. MoDOT assumes oversight responsibility for all non-PoDI projects. A listing of programmed PoDI projects can be found in the Engineering Policy Guide at http://epg.modot.org/files/4/43/PoDI_Matrix_MoDOT_2019FY.xlsx

Identification of CAP and PoDI Projects

CAP – Around April of each year, the project population for each FHWA Division Office will be randomly identified by FHWA HQ's Program Management Improvement Team and will include all Federal-aid projects authorized for construction or advance construction within the last 12 months.

PoDI – PoDI's are identified collaboratively by MoDOT and FHWA and have an elevated level of risk (threat or opportunity) to the agency's successful delivery of the federal highway program. In addition to regular amendments of MoDOT's Statewide Transportation Improvement Program (STIP), MoDOT and the FHWA will conduct an annual review of the MoDOT STIP to identify the projects that will be administered as PoDI by the FHWA. CAP projects are eligible to be identified as PoDI.

Authorization of Work and Obligation of Federal Funds

MoDOT will not submit requests for the authorization of work and obligation of federal funds on any federal-aid construction project until the National Environmental Policy Act (NEPA) approval process has been completed, right of way, utility, and railroad clearance has been approved, and the project for which federal funds are being requested is listed in MoDOT Statewide Transportation Improvement Program, and, if necessary, in the appropriate Metropolitan Planning Organization's Transportation Improvement Program.

Other Oversight Agreement Provisions

This agreement is made with the following understandings.

- MoDOT will administer all projects previously authorized prior to the effective date of this agreement under Certification Acceptance as though the projects were authorized under the provisions of this agreement.
- All non-Title 23 U.S.C. requirements will continue to be subject to the Federal Highway Administration project review, oversight, and approval.
- All projects on the National Highway System (interstate and non-interstate) will conform to MoDOT adopted design and construction standards as approved by the Federal Highway Administration. Amendments or revisions to these standards are subject to the Federal Highway Administration's review and approval.
- All non-National Highway System projects shall be designed, constructed, operated and maintained in accordance with state laws; regulations; directives; and safety, design and construction standards.
- Federal Highway Administration may complete a final inspection and final acceptance on the Federal Highway Administration identified PoDI projects. MoDOT assumes this responsibility for all other projects. MoDOT will take action to close projects in a timely manner.
- This agreement does not preclude the Federal Highway Administration from observing a federal-aid highway project under MoDOT responsibility, including those under a local public agency agreement, should the project contain unique features, if unusual circumstances arise, or should such projects be party to inclusion in joint agency MoDOT Quality Assurance Reviews or Federal Highway Administration Process Review and Evaluations.

- Federal Highway Administration and MoDOT enter into this agreement to conduct project oversight activities in accordance with the above stipulated agreement provisions. The effectiveness of these oversight responsibilities will be evaluated periodically and adjustments made upon mutual agreement.

Certification

It is hereby certified that MoDOT will follow all federal and state laws, regulations and directives for the design, construction, operation and maintenance of all federal-aid projects.

Section 9 – Transportation Improvement Programs (TIPS)

Missouri Metropolitan Planning Organizations (MPO) Transportation Improvement Programs (TIP)

The following TIPs, without modification, are incorporated into the STIP by reference:

Cape Girardeau, Missouri

Metropolitan Area

MPO: Southeast Metropolitan Planning Organization

Web: southeastmpo.org

MPO Approval: 02/17/2016

Governor Approval: 03/11/2016

FHWA and FTA Approval: 03/17/2016

TIP Fiscal Years: [FY 2016-2019](#)

Columbia, Missouri

Metropolitan Area

MPO: Columbia Area Transportation Study Organization

Web: www.como.gov

MPO Approval: 08/23/2018

Governor Approval: 10/05/2018

FHWA and FTA Approval: 10/16/2018

TIP Fiscal Years: [FY 2019-2022](#)

Fayetteville-Springdale-Rogers AR-MO

Metropolitan Area

MPO: Northwest Arkansas Regional Planning Commission

Web: nwarpc.org

MPO Approval: 07/25/2018

Governor Approval: 08/28/2018

FHWA and FTA Approval: 08/30/2018

TIP Fiscal Years: [FY 2019-2022](#)

Jefferson City, Missouri

Metropolitan Area

MPO: Capital Area Metropolitan Planning Organization

Web: www.jeffersoncitymo.gov

MPO Approval: 05/16/2018

Governor Approval: 07/16/2018

FHWA and FTA Approval: 8/13/2018

TIP Fiscal Years: [FY 2019-2023](#)

Joplin, Missouri

Metropolitan Area

MPO: Joplin Area Transportation Study Organization

Web: JATSO.org

MPO Approval: 10/16/2017

Governor Approval: 10/26/2017

FHWA and FTA Approval: 10/31/2017

TIP Fiscal Years: [FY 2018-2021](#)

Kansas City, Missouri/Kansas

Metropolitan Area

MPO: Mid-America Regional Council

Web: www.marc.org

MPO Approval: 10/24/2017

Governor Approval: 11/03/2017

FHWA and FTA Approval: 11/08/2017

TIP Fiscal Years: [FY 2018-2022](#)

Springfield, Missouri

Metropolitan Area

MPO: Ozarks Transportation Organization

Web: www.ozarkstransportation.org

MPO Approval: 08/16/2018

Governor Approval: 08/15/2018

FHWA and FTA Approval: 10/18/2018

TIP Fiscal Years: [FY 2019-2022](#)

St. Joseph, Missouri/Kansas

Metropolitan Area

MPO: St. Joseph Area Transportation Study Organization

Web: stjoempower.org

MPO Approval: 05/24/2018

Governor Approval: 08/08/2018

FHWA and FTA Approval: 8/13/2018

TIP Fiscal Years: [FY 2019-2022](#)

St. Louis, Missouri/Illinois

Metropolitan Area

MPO: East-West Gateway Council of Governments

Web: www.ewgateway.org

MPO Approval: 10/31/2018

Governor Approval: 12/06/2018

FHWA and FTA Approval: 12/18/2018

TIP Fiscal Years: [FY 2019-2022](#)

NOTES:

(1) New TIPs are incorporated into the STIP as approved by FHWA/FTA.

(2) Copies of Metropolitan Area TIPs can be obtained from the respective MPOs or MoDOT.

**Missouri Metropolitan Planning Organizations (MPO)
Key Officials Address List**

Metropolitan Area	MPO Designation	Key Official, Name, Address
Cape Girardeau	Southeast Metropolitan Planning Organization	Mr. Ryan Shrimplin Executive Director 401 Independence Street Cape Girardeau, MO 63703 Tel: 573-339-6327 Fax: 573-339-6303
Columbia	Columbia Area Transportation Study Organization	Mr. Tim Teddy Dir. of Planning & Development City of Columbia 701 East Broadway, City Building P.O. Box 6015 Columbia, MO 65205-6015 Tel.: 573-874-7239 Fax: 573-874-7546
Fayetteville-Springdale-Rogers AR-MO	Northwest Arkansas Regional Planning Commission	Mr. Jeff Hawkins Executive Director 1311 Clayton Street Springdale, AR 72762 Tel.: 479-751-7125 Fax: 479-751-7150
Jefferson City	Capital Area Metropolitan Planning Organization	Mr. Sonny Sanders Director of Planning & Protective Services City of Jefferson 320 East McCarty St. Jefferson City, MO 65101-3198 Tel.: 573-634-6410 Fax: 573-634-6457

Metropolitan Area	MPO Designation	Key Official, Name, Address
Joplin	Joplin Area Transportation Study Organization	Mr. Troy Bolander Planning & Community Development Manager City of Joplin 602 South Main Street Joplin, MO 64801-2316 Tel.: 417-624-0820 ext 510 Fax: 417-625-4738
Kansas City	Mid-America Regional Council	Mr. David A. Warm Executive Director Mid-America Regional Council 600 Broadway, Suite 200 Kansas City, MO 64105-1659 Tel.: 816-474-4240 Fax: 816-421-7758
St. Joseph	St. Joseph Area Transportation Study Organization	Mr. Brady L. McKinley Asst. Director of Public Works & Transportation City of St. Joseph City Hall 1100 Frederick Ave. St. Joseph, MO 64501-2377 Tel.: 816-271-4653 Fax: 816-271-5355
St. Louis	East-West Gateway Council of Governments	Mr. Jim Wild Executive Director East-West Gateway Council of Governments One Memorial Dr., Suite 1600 St. Louis, MO 63102-2451 Tel.: 314-421-4220 Fax: 314-231-6120
Springfield	Ozarks Transportation Organization	Ms. Sara Fields Executive Director Ozarks Transportation Organization 2208 W. Chesterfield Blvd., Suite 101 Springfield, MO 65807 Tel.: 417-865-3042 Fax: 417-862-6013

Section 10 – MoDOT Operations & Maintenance Plan

MoDOT Operations and Maintenance Plan

As shown in the table below, MoDOT spends approximately \$520 million annually for operations which include Maintenance, Fleet, Facilities and Information Systems. The majority of these expenditures, approximately \$445 million, are in Maintenance. This section will discuss the composition of the maintenance expenditures, their outcomes and what is planned for state calendar years 2019, 2020 and 2021.

Expenditures (Operations)	2014	2015	2016	2017	2018
Maintenance ¹	\$444	\$435	\$430	\$449	\$463
Fleet, Facilities & Info. Systems ¹	\$70	\$67	\$79	\$75	\$79

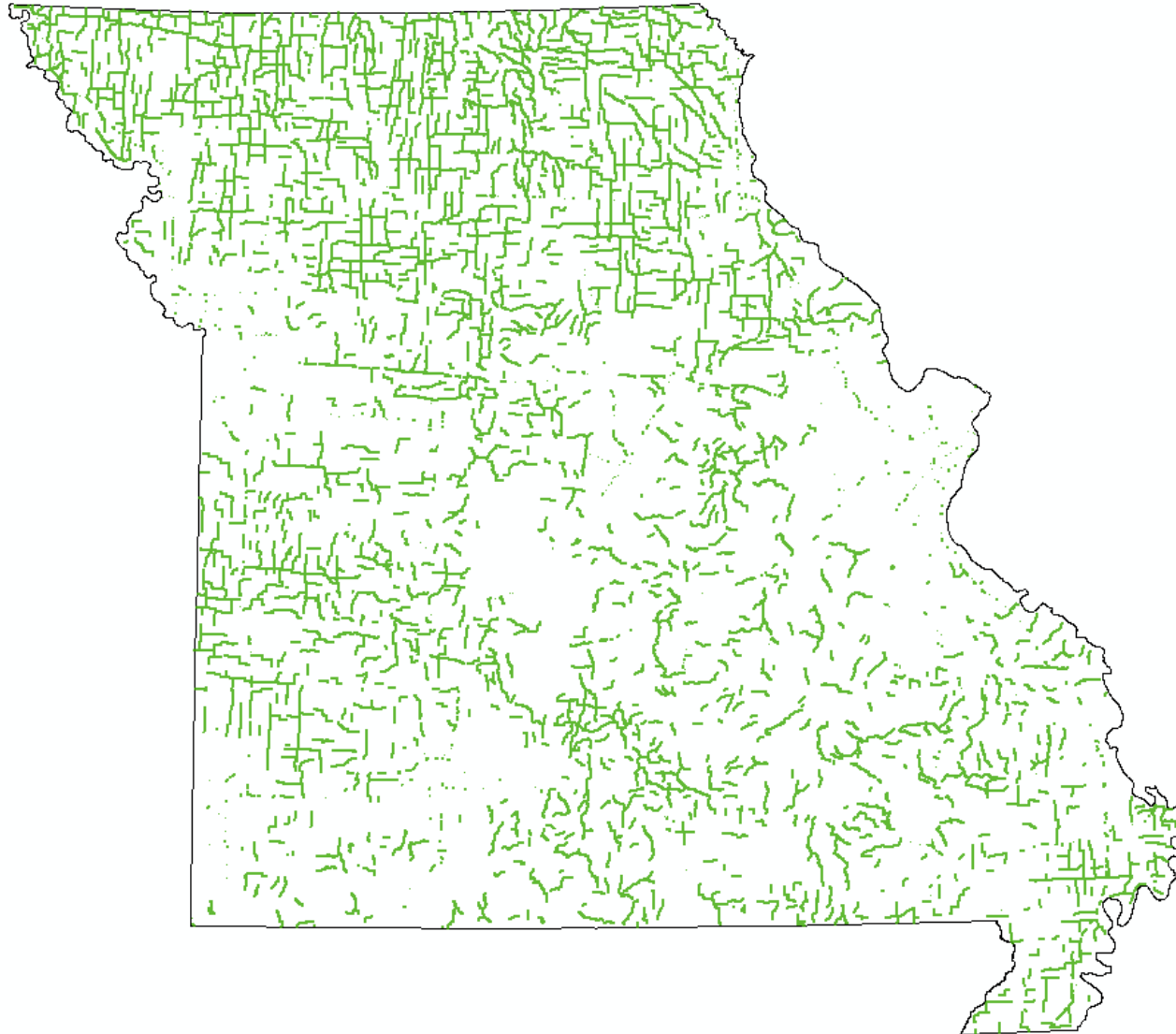
¹ Includes personal services and fringe benefits of MoDOT employees and expense & equipment costs. Costs are in millions.

Maintenance Composition

Some of the major components of maintenance efforts are pavements, bridges, emergency operations such as flooding, roadsides, traffic operations and winter operations. The most erratic of these components is winter operations. Expenditures in winter operations can range from \$18 million to \$75 million in a winter season. In order to assure that Missouri's transportation system is resilient during winter events, MoDOT has more than 3,000 employees who operate over 1,500 heavy-duty trucks from 170 facilities statewide. When needed, all of those trucks can be operated 24 hours a day for extended periods until operational goals have been met. Many MoDOT employees who are not in Maintenance, as well as seasonal hires, assist in plowing snow. The expectation of a rapid and widespread response to statewide winter events is the driver for the staffing, facilities and equipment levels in MoDOT's Maintenance Division.

Maintenance efforts on MoDOT's more than 77,000 lane miles and almost 34,000 centerline miles of pavements are the single largest component of the maintenance expenditures. Typically, around \$160 million is spent on pavements for various activities such as asphalt pavement repair, chip sealing, pot hole patching, full-depth concrete pavement replacement and striping. Many of these activities are planned and submitted for federal reimbursement such as chip sealing, asphalt pavement repair and full-depth concrete pavement replacements. Planning for these activities can be challenging with up to a \$50 million difference in the winter operations expenditures levels. In 2018, more than \$60 million in federal reimbursement was secured due to properly planned, executed and tracked in-house maintenance efforts. Other pavement maintenance efforts are simply reactive such as pot hole patching, the bulk of which occurs after the winter season in March. The one asset that MoDOT's maintenance forces are solely responsible for managing without any roadway contract assistance is the low volume route pavements which are roads with generally less than 400 vehicle per day.

Low Volume Routes





Typical asphalt pavement repair

MoDOT's bridges are a critical component of the transportation system. A failure in a structure can result in a long-term interruption to the travelling public and highway-based commerce. MoDOT's over 10,000 bridges include approximately 3,000 large culvert structures. Bridges are inspected biennially and more frequently for major bridges and as needed if damage occurs or is identified. Bridge conditions are determined from these inspections and preventive and major maintenance efforts are planned. Preventive maintenance efforts include bridge flushing, bridge deck sealing, erosion prevention and channel clearing. Bridge flushing is the application of fresh water to the bridge surface and its supporting structure to ensure the chemicals and other materials applied for winter operations are removed from the bridge structure and will not promote deterioration of the bridge. The more than 7,000 bridges that are not simply larger culverts but typical spanning structures, are all flushed at least annually. Over ten percent of these bridges have their decks sealed annually to help preserve the bridge. MoDOT's 3,000 large culverts do not require flushing or sealing because they are usually buried.

One of the largest impacts MoDOT's maintenance operations have on Missouri's transportation system availability is its emergency operations. MoDOT's emergency operations deal with incidents ranging from a single-vehicle accident response to a major earthquake response and recovery. Other incidents include major flood response and recovery such as the spring 2017 flood. Incidents like a major flood usually have state and federal disaster declarations which allow the opportunity to recover some costs related to the response and recovery efforts. Maintenance staff members coordinate, track and report the activities that qualify for federal reimbursement during these events and during the recovery efforts following them. The most common role of emergency operations is the response to vehicle incidents that occur every day on Missouri's roads. MoDOT emergency response vehicles in Missouri's urban areas respond to lane-blocking incidents such as debris and crashes to keep traffic moving and reduce secondary crashes. These emergency response vehicles assist stranded or stalled motorists if they are not responding to a lane-blocking incident and they usually set up the initial traffic control for incidents. Maintenance crews establish traffic control after the initial traffic control by the emergency response vehicles for larger impact incidents such as multiple-vehicle crashes or incidents with a high severity of injuries. Many of these events and severe weather events such as tornados that impact Missouri's transportation system require a coordinated effort between MoDOT's emergency operations and the State Emergency Management Agency (SEMA). These coordinated efforts are led from MoDOT's central and regional emergency operations centers and the State Emergency Operations Center.

Roadside maintenance includes vegetation management such as mowing, herbicide applications, plant growth regulator applications and brush clearing. MoDOT mows over 400,000 acres of right of way annually. MoDOT's mowing policy is driven by safety concerns. Every year, a 15-foot pass of mowing outside the shoulder is performed to ensure sight distance requirements are not impeded by vegetation growth. Every other year, a 30-foot wide pass is mowed outside the shoulder to ensure trees do not grow in the recovery zone for run-off vehicles. Generally from one to three mowing runs occur every year with the 30-foot wide pass only occurring at the last mowing to minimize impacts to species such as pollinators. Trash collection through volunteer efforts from MoDOT's Adopt a Highway program and through maintenance staff, result in the disposal of over a half of a million bags of trash per year. This partnership with over 5,200 adopting groups provides MoDOT a value of \$1 million to \$1.5 million per year in litter collection efforts.



Typical bridge deck seal



MoDOT emergency response vehicle assisting a major vehicular incident

Traffic operations manages over 2,500 traffic signals, over 250 dynamic message signs, over 600 traffic cameras and traffic management centers in Kansas City, Springfield and St. Louis. Over 70,000 miles of striping is performed annually. All of the signs on MoDOT's transportation system are inventoried and inspected biennially. Sign maintenance and replacement costs over \$10 million per year. In addition, signals regularly undergo preventive maintenance checks and over \$10 million in maintenance efforts are performed annually on signals.

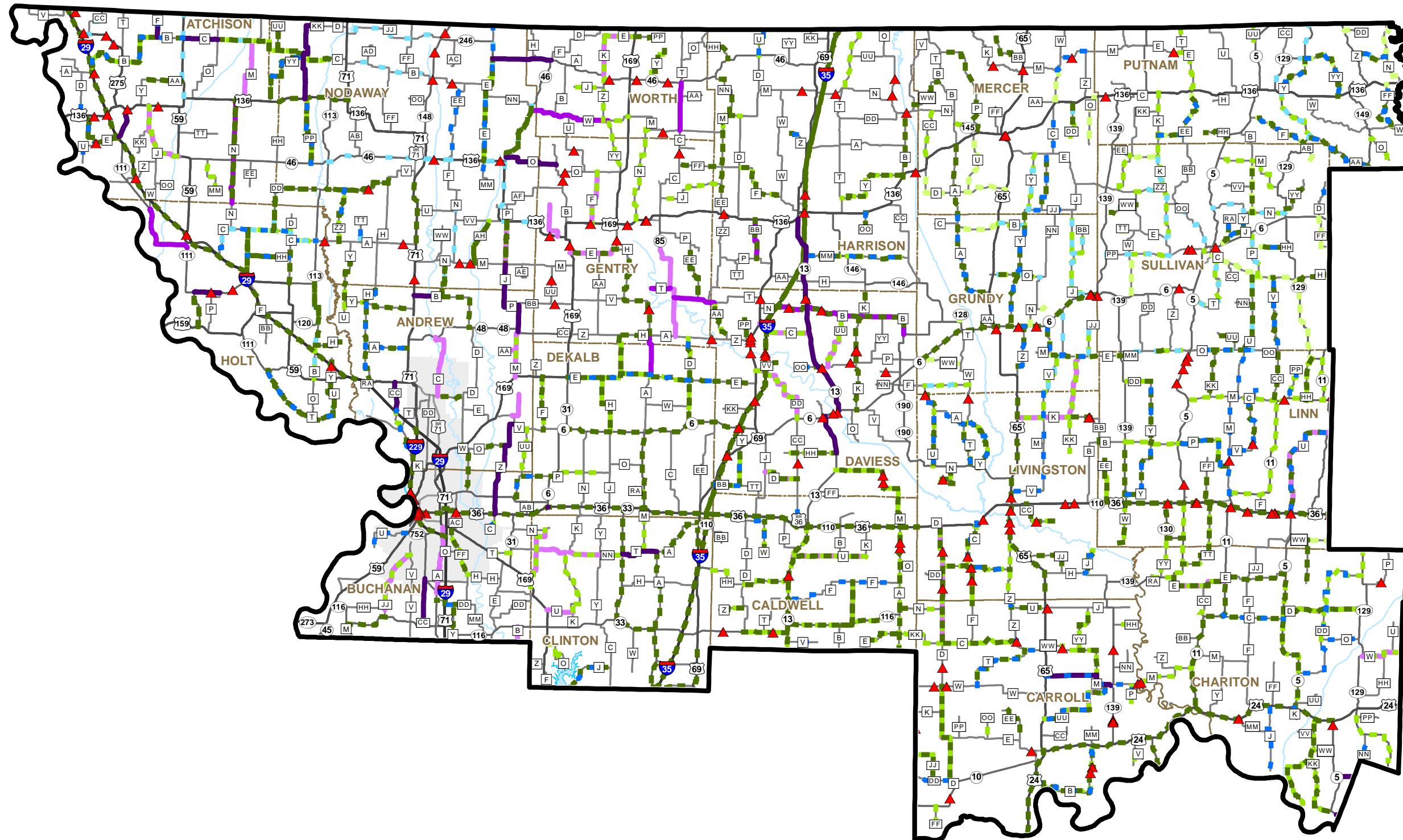
Maintenance Outcomes

Many of the results from Maintenance efforts can be found in MoDOT's performance measures known as TRACKER. Winter operations try to minimize the time it takes from the completion of precipitation from a winter event to meeting the operational goals of clearing the roads. Pavement maintenance is measured by the percent of good pavements on the minor route system. The goal is to maintain the percent good and it is pursued with mostly preventive maintenance treatments and occasionally heavy maintenance efforts. Similarly, bridge maintenance is also measured by the percent of good bridges. Keeping this percent of good bridges is pursued mostly with preventive maintenance treatments with some heavy maintenance efforts. Emergency and Traffic operations have several measures driving their outcomes such as clearance times for incidents, freeway travel times and costs due to congestion. Roadside maintenance has Maintenance Division measures determining their efficiency and effectiveness. Unit prices of mowing and vegetation control are measured and compared to previous years as are overall roadside costs. The proper use of herbicides to reduce mowing and brush cutting costs are constantly reviewed and measured to ensure the most cost effective total vegetation management practices are implemented at MoDOT.

Maintenance Plans

Some maintenance activities are reactive and unpredictable such as pot-hole patching and winter operations, but the majority of maintenance work is planned, executed and tracked. These planned activities include chip seals, crack seals, asphalt pavement repairs, bridge deck seals, bridge flushing, striping, pipe culvert repairs and full-depth concrete pavement replacements. Of the \$463 million in operations expenditures in 2018, \$39.5 million was spent centrally and the rest was spent by the districts. Maps depicting several of these planned activities for the calendar year 2019, 2020 and 2021 seasons for each district are on the following pages. Several of the expenditure categories from state fiscal year 2018 are shown on the maps as well. Due to the high availability of contract resources in the urban areas of Kansas City and St. Louis, and the high traffic volumes, the work plans vary greatly from the rural districts. More maintenance and system operations activities in the urban areas are focused on emergency response, traffic signal operations, sweeping, mowing and incident management rather than the typical roadway work in the rural districts. Traffic management centers are staffed 24 hours a day, seven days a week, to meet the vast system operation needs. A great deal of the urban operations is focused on emergency response compared to roadway work. The urban operations in Kansas City and St. Louis respond to over 50,000 incidents annually. Some urban roadway work is handled with contracted projects.

Maintenance Operations Pavement and Bridge Work Plan Calendar Year 2019-2021 NORTHWEST District



- ▲ Bridge Deck Sealing
- 2019 Pipe Replacement
- 2019 Pavement Repair
- 2019 Pavement Treatment
- 2020 Pipe Replacement
- 2020 Pavement Repair
- 2020 Pavement Treatment
- 2021 Pipe Replacement
- 2021 Pavement Repair
- 2021 Pavement Treatment

SFY 2018 Expenditures on all Transportation System Operations

Roadway:	\$26,400,000
Utilities and Tools:	\$13,300,000
Roadside:	\$2,700,000
Winter:	\$5,700,000
Incident Management:	\$400,000
Bridge:	\$2,900,000
Other ¹ :	\$1,300,000

¹ Includes insurance for general liability, vehicle liability and workers compensation.

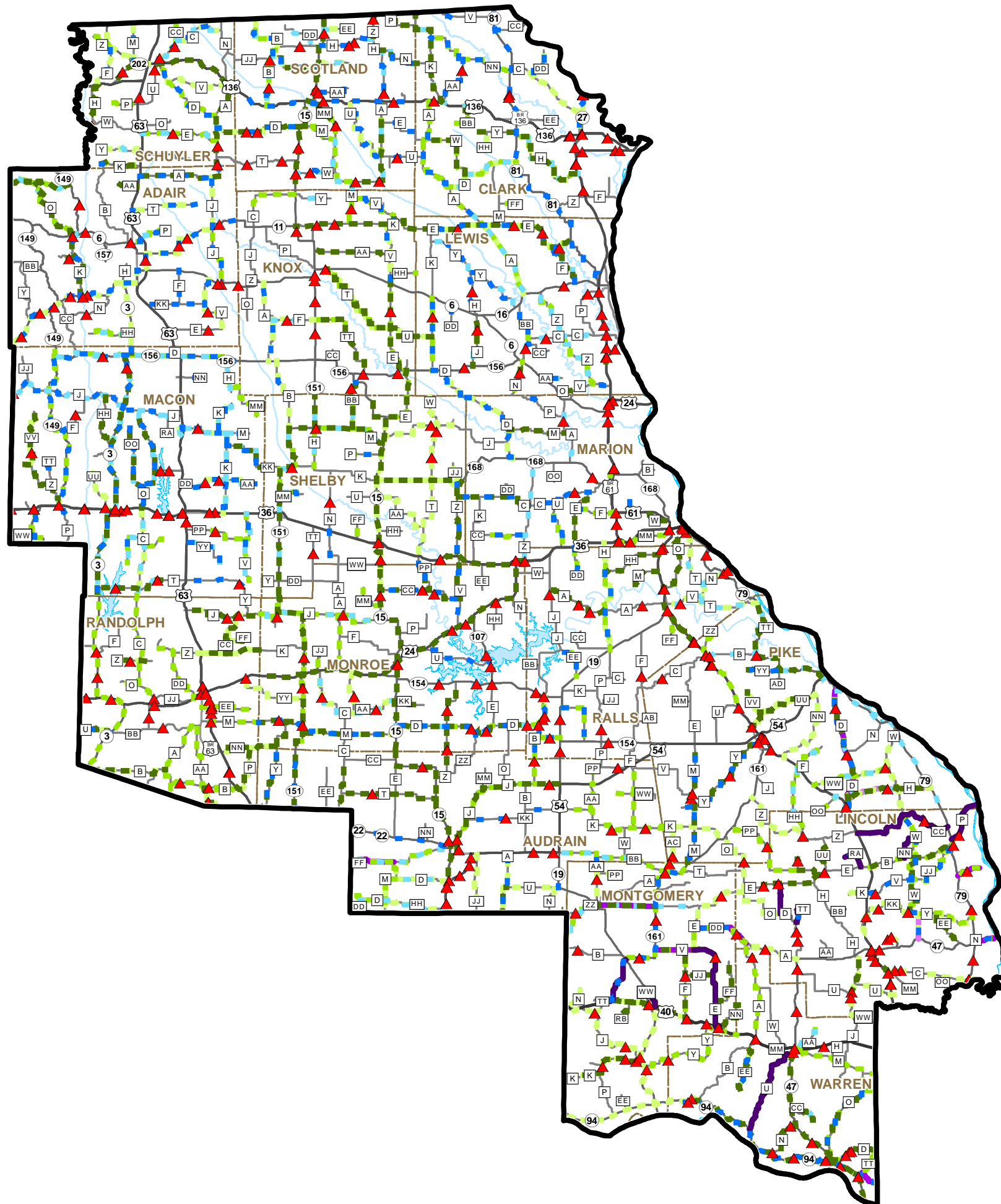
- MoDOT Annually (Statewide):
- Mows about 400,000 acres
 - Manages over 2,500 traffic signals, 250 dynamic message signs and 600 traffic cameras
 - Stripes over 70,000 line miles
 - Repairs over 15,000 miles of edge ruts
 - Sweeps over 40,000 lane miles
 - Replace over 100,000 linear feet of culvert pipes
 - Flush over 7,000 bridges at least once

Work depicted on this map may change due to winter weather impacts or various impacts such as flooding, disasters or other immediate priorities that may occur or may be identified prior to the implementation of the various work plans.



Missouri Department of Transportation
Transportation Planning
1-888-ASK-MODOT
WWW.MODOT.ORG
July 10, 2019

Maintenance Operations Pavement and Bridge Work Plan Calendar Year 2019-2021 NORTHEAST District



- ▲ Bridge Deck Sealing
- 2019 Pipe Replacement
- 2019 Pavement Repair
- 2019 Pavement Treatment
- 2020 Pipe Replacement
- 2020 Pavement Repair
- 2020 Pavement Treatment
- 2021 Pipe Replacement
- 2021 Pavement Repair
- 2021 Pavement Treatment

SFY 2018 Expenditures on all Transportation System Operations

Roadway:	\$22,600,000
Utilities and Tools:	\$13,100,000
Roadside:	\$2,700,000
Winter:	\$5,600,000
Incident Management:	\$200,000
Bridge:	\$2,600,000
Other ¹ :	\$1,300,000

¹ Includes insurance for general liability, vehicle liability and workers compensation.

MoDOT Annually (Statewide):

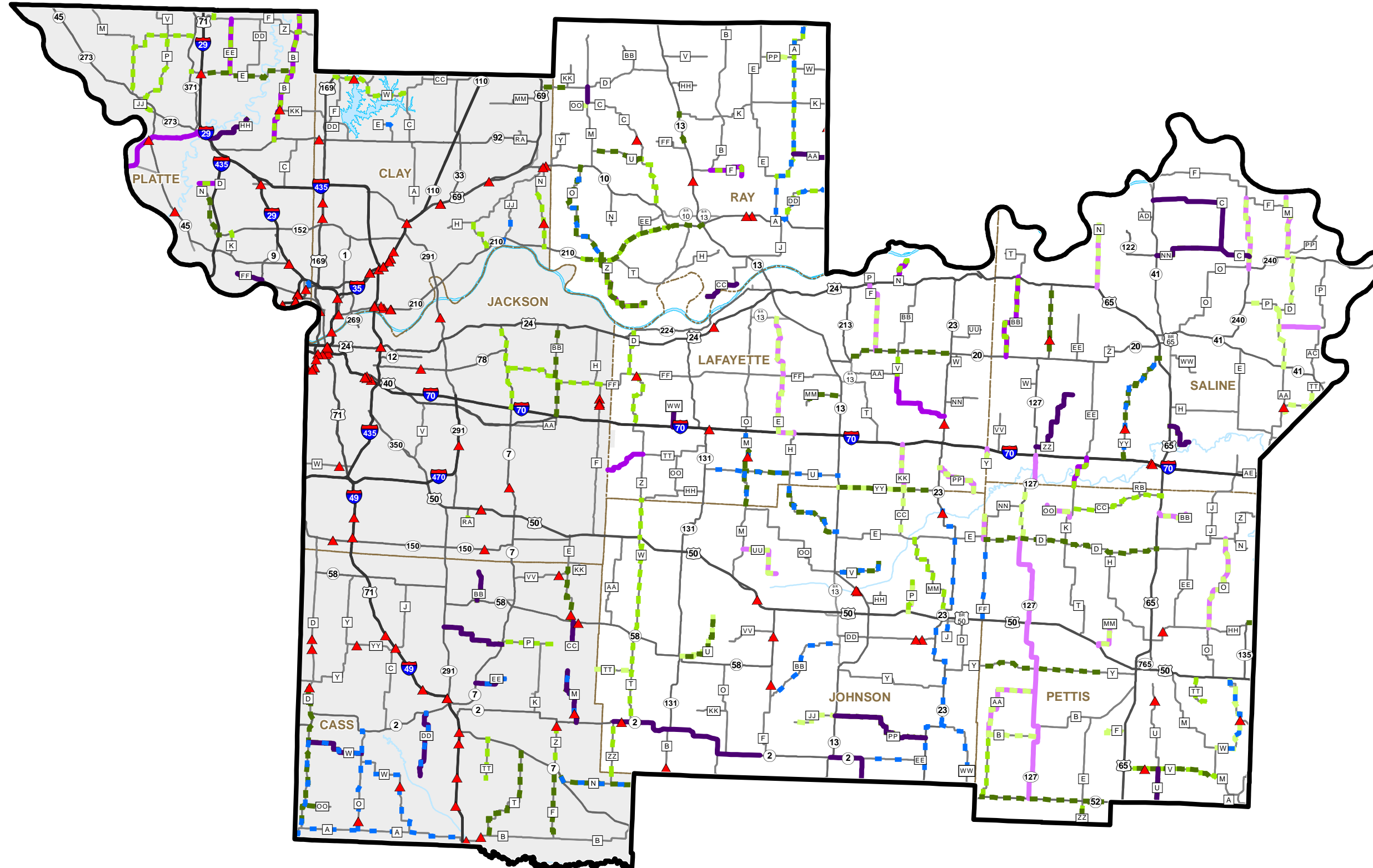
- Mows about 400,000 acres
- Manages over 2,500 traffic signals, 250 dynamic message signs and 600 traffic cameras
- Stripes over 70,000 line miles
- Repairs over 15,000 miles of edge ruts
- Sweeps over 40,000 lane miles
- Replace over 100,000 linear feet of culvert pipes
- Flush over 7,000 bridges at least once

Work depicted on this map may change due to winter weather impacts or various impacts such as flooding, disasters or other immediate priorities that may occur or may be identified prior to the implementation of the various work plans.



Missouri Department of Transportation
Transportation Planning
1-888-ASK-MODOT
WWW.MODOT.ORG
July 10, 2019

Maintenance Operations Pavement and Bridge Work Plan Calendar Year 2019-2021 KANSAS CITY District



- ▲ Bridge Deck Sealing
- 2019 Pipe Replacement
- 2019 Pavement Repair
- 2019 Pavement Treatment
- 2020 Pipe Replacement
- 2020 Pavement Repair
- 2020 Pavement Treatment
- 2021 Pipe Replacement
- 2021 Pavement Repair
- 2021 Pavement Treatment

SFY 2018 Expenditures on all Transportation System Operations

Roadway:	\$24,500,000
Utilities and Tools:	\$12,100,000
Roadside:	\$4,400,000
Winter:	\$6,000,000
Incident Management:	\$300,000
Bridge:	\$1,400,000
Other ¹ :	\$2,300,000

¹ Includes insurance for general liability, vehicle liability and workers compensation.

- MoDOT Annually (Statewide):
- Mows about 400,000 acres
 - Manages over 2,500 traffic signals, 250 dynamic message signs and 600 traffic cameras
 - Stripes over 70,000 line miles
 - Repairs over 15,000 miles of edge ruts
 - Sweeps over 40,000 lane miles
 - Replace over 100,000 linear feet of culvert pipes
 - Flush over 7,000 bridges at least once

Work depicted on this map may change due to winter weather impacts or various impacts such as flooding, disasters or other immediate priorities that may occur or may be identified prior to the implementation of the various work plans.



Maintenance Operations Pavement and Bridge Work Plan Calendar Year 2019-2021

CENTRAL District

- ▲ Bridge Deck Sealing
- 2019 Pipe Replacement
- 2019 Pavement Repair
- 2019 Pavement Treatment
- 2020 Pipe Replacement
- 2020 Pavement Repair
- 2020 Pavement Treatment
- 2021 Pipe Replacement
- 2021 Pavement Repair
- 2021 Pavement Treatment

SFY 2018 Expenditures on all Transportation System Operations

Roadway:	\$35,200,000
Utilities and Tools:	\$10,300,000
Roadside:	\$5,100,000
Winter:	\$6,200,000
Incident Management:	\$500,000
Bridge:	\$2,100,000
Other ¹ :	\$3,000,000

¹ Includes insurance for general liability, vehicle liability and workers compensation.

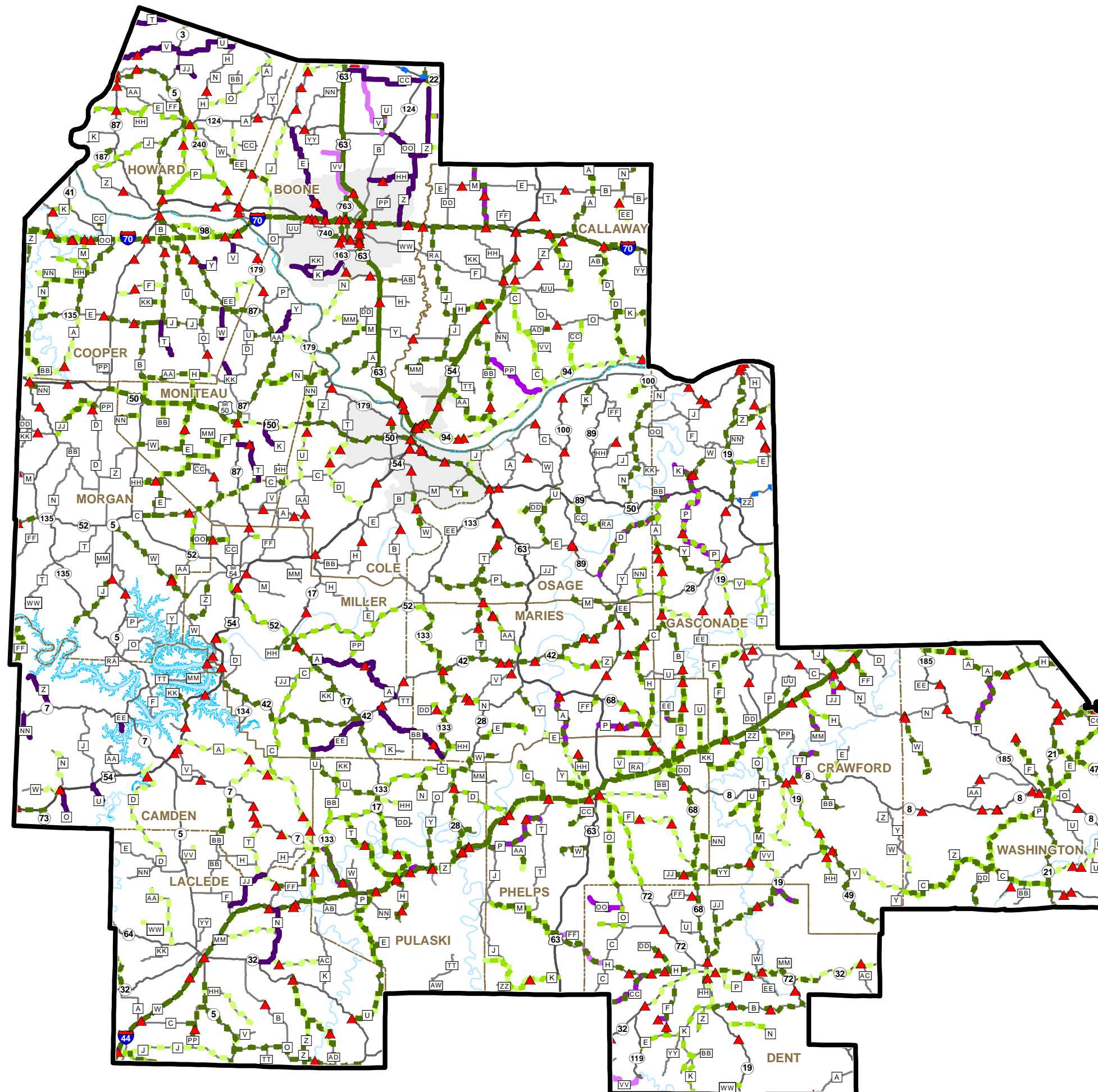
MoDOT Annually (Statewide):

- Mows about 400,000 acres
- Manages over 2,500 traffic signals, 250 dynamic message signs and 600 traffic cameras
- Stripes over 70,000 line miles
- Repairs over 15,000 miles of edge ruts
- Sweeps over 40,000 lane miles
- Replace over 100,000 linear feet of culvert pipes
- Flush over 7,000 bridges at least once

Work depicted on this map may change due to winter weather impacts or various impacts such as flooding, disasters or other immediate priorities that may occur or may be identified prior to the implementation of the various work plans.



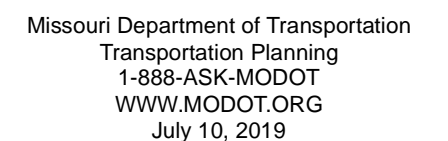
Missouri Department of Transportation
Transportation Planning
1-888-ASK-MODOT
WWW.MODOT.ORG
July 10, 2019



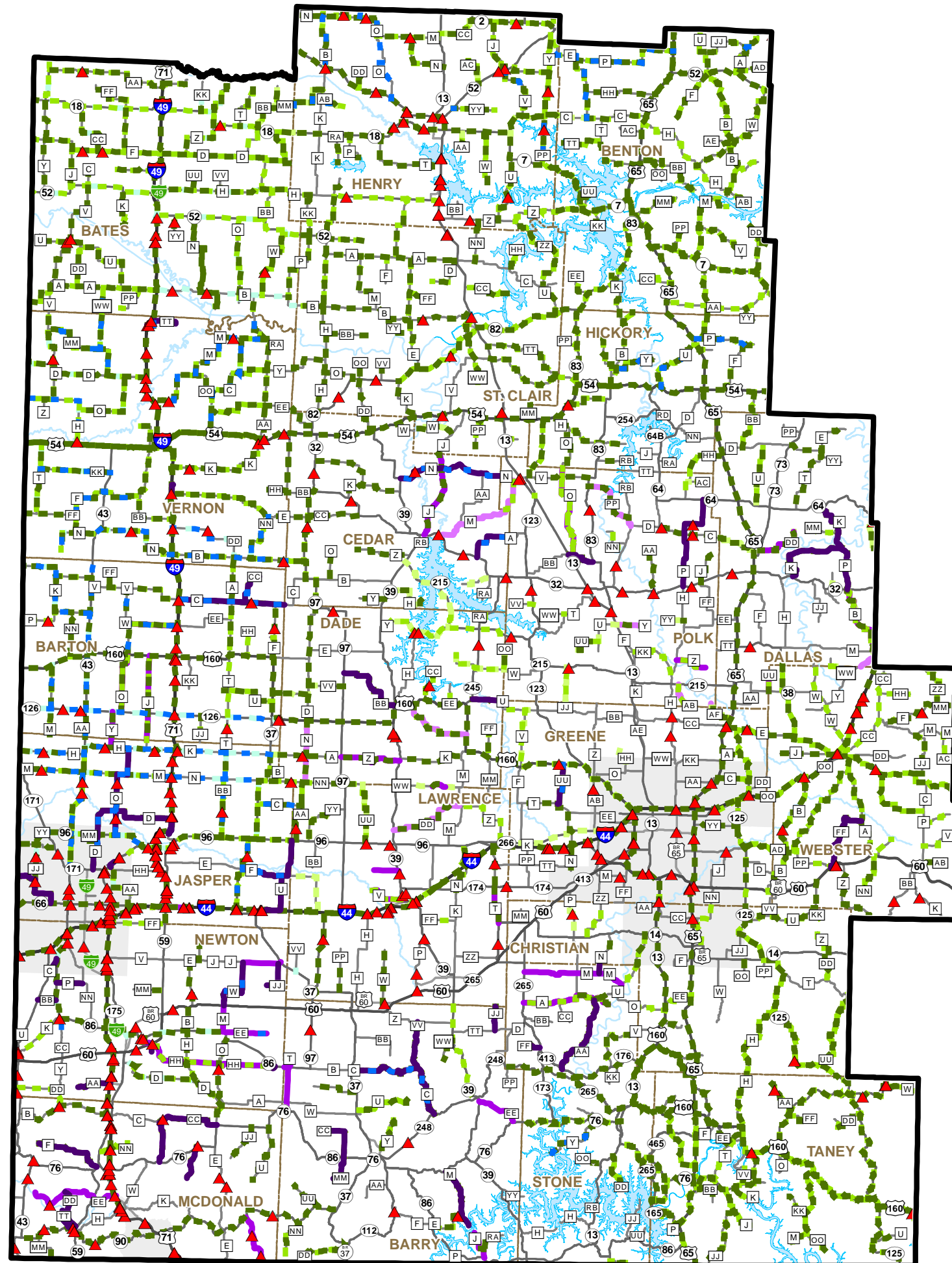
-  Bridge Deck Sealing
-  2019 Pipe Replacement
-  2019 Pavement Repair
-  2019 Pavement Treatment
-  2020 Pipe Replacement
-  2020 Pavement Repair
-  2020 Pavement Treatment
-  2021 Pipe Replacement
-  2021 Pavement Repair
-  2021 Pavement Treatment

¹ Includes insurance for general liability, vehicle liability and workers compensation.

Work depicted on this map may change due to winter weather impacts or various impacts such as flooding, disasters or other immediate priorities that may occur or may be identified prior to the implementation of the various work plans.



Maintenance Operations Pavement and Bridge Work Plan Calendar Year 2019-2021 SOUTHWEST District



SFY 2018 Expenditures on all Transportation System Operations

Roadway:	\$39,500,000
Utilities and Tools:	\$11,600,000
Roadside:	\$7,500,000
Winter:	\$7,400,000
Incident Management:	\$1,400,000
Bridge:	\$3,700,000
Other ¹ :	\$2,500,000

¹ Includes insurance for general liability, vehicle liability and workers compensation.

- MoDOT Annually (Statewide):
- Mows about 400,000 acres
 - Manages over 2,500 traffic signals, 250 dynamic message signs and 600 traffic cameras
 - Stripes over 70,000 line miles
 - Repairs over 15,000 miles of edge ruts
 - Sweeps over 40,000 lane miles
 - Replace over 100,000 linear feet of culvert pipes
 - Flush over 7,000 bridges at least once

Work depicted on this map may change due to winter weather impacts or various impacts such as flooding, disasters or other immediate priorities that may occur or may be identified prior to the implementation of the various work plans.



Missouri Department of Transportation
Transportation Planning
1-888-ASK-MODOT
WWW.MODOT.ORG
July 10, 2019

-  Bridge Deck Sealing
-  2019 Pipe Replacement
-  2019 Pavement Repair
-  2019 Pavement Treatment
-  2020 Pipe Replacement
-  2020 Pavement Repair
-  2020 Pavement Treatment
-  2021 Pipe Replacement
-  2021 Pavement Repair
-  2021 Pavement Treatment

¹ Includes insurance for general liability, vehicle liability and workers compensation.

Work depicted on this map may change due to winter weather impacts or various impacts such as flooding, disasters or other immediate priorities that may occur or may be identified prior to the implementation of the various work plans.

