

STIP



Missouri Department of Transportation
www.modot.org

2016 - 2020

Statewide Transportation Improvement Program

Table of Contents

Section

- i Table of Contents
- ii Missouri Highways and Transportation Commission/MoDOT Leadership
- 1 Customer Contact Information
- 2 Introduction, Public Involvement, and Reference Information
- 3 Scoping and Design Projects
- 4 2016 – 2020 Highway and Bridge Construction Schedule
- 5 Estimated Financial Summary for 2016 – 2020 Highway and Bridge Construction Schedule
- 6 Federal Programs
- 7 Multimodal Operations
- 8 Certification and Federal-Aid Project Oversight
- 9 Transportation Improvement Programs (TIPS)

July 1, 2015

Section i

Missouri Highways and Transportation Commission Members



Chair

Name: Stephen R. Miller

Appointed: 08/11/2009

Term Ending: 03/01/2011

Political Party: Republican

Residence: Kansas City



Vice Chair

Name: Lloyd J. Carmichael

Appointed: 04/02/2009

Term Ending: 03/01/2015

Political Party: Democrat

Residence: Springfield



Name: Vacant

Appointed:

Term Ending: 03/01/2017

Political Party: Democrat

Residence:



Name: Michael T. Waters, Jr.

Appointed: 03/03/2015

Term Ending: 03/01/2021

Political Party: Republican

Residence: Orrick



Name: Michael B. Pace

Appointed: 01/06/2015

Term Ending: 03/01/2019

Political Party: Independent

Residence: West Plains



Name: Gregg C. Smith

Appointed: 12/06/2013

Term Ending: 03/01/2019

Political Party: Democrat

Residence: Clinton

MoDOT Leadership

Interim Director / Chief Financial Officer - Roberta Broeker



As **interim director** of the Missouri Department of Transportation, Roberta Broeker oversees the agency responsible for designing, building, operating and maintaining Missouri's transportation system – the seventh largest in the United States with 34,000 miles of highway and 10,400 bridges. The agency also works to improve airports, river ports, railroads, public transit systems and pedestrian and bicycle travel.

As **chief financial officer**, Roberta Broeker oversees MoDOT's financial and administrative operations. She manages the agency's divisions of Equal Opportunity and Diversity, Information Systems, Human Resources, General Services, Financial Services, Motor Carrier Services and Risk and Benefits Management.

Chief Engineer – Ed Hassinger



As the key assistant to the MoDOT director, the **chief engineer** has input on overall department decisions at the Missouri Department of Transportation as well as overseeing engineering operations such as transportation planning, construction and maintenance. This position reports directly to the director and serves as the primary advisor regarding engineering and business issues. The chief engineer handles MoDOT's day-to-day operations.

Section 1 – Customer Contact Information

Missouri Department of Transportation Contact Information

Northwest District

Mr. Don Wichern, District Engineer
3602 North Belt Highway
St. Joseph, MO 64506-1399
Tel.: 816-387-2350
Fax: 816-387-2359

Northeast District

Ms. Paula Gough, District Engineer
1711 South Highway 61
Hannibal, MO 63401-6051
Tel.: 573-248-2490
Fax: 573-248-2467

Kansas City District

Mr. Dan Niec, District Engineer
600 Northeast Colbern Road
Lee's Summit, MO 64086-4712
Tel.: 816-622-6500
Fax: 816-622-0699

Central District

Mr. David Silvester,
District Engineer
1511 Missouri Boulevard
P.O. Box 718
Jefferson City, MO 65102-0718
Tel.: 573-751-3322
Fax: 573-522-1059

St. Louis District

Mr. Greg Horn,
District Engineer
1590 Woodlake Drive
Chesterfield, MO 63017-5712
Tel.: 314-275-1500
Fax: 314-340-4119

Central Office

Ms. Roberta Broeker,
Interim Director
P.O. Box 270
Jefferson City, MO 65102-0270
Tel.: 1-888-ASK-MoDOT
Fax: 573-751-6555
www.modot.org

Transportation Planning

Ms. Machele Watkins,
Transportation Planning Director
P.O. Box 270
Jefferson City, MO 65102-0270
Tel.: 573-526-1374
Fax: 573-526-8052

Southwest District

Ms. Becky Baltz, District Engineer
3025 East Kearney Street
P.O. Box 868
Springfield, MO 65801-0868
Tel.: 417-895-7600
Fax: 417-895-7711

Southeast District

Mr. Mark Shelton,
District Engineer
2675 North Main Street
P.O. Box 160
Sikeston, MO 63801-0160
Tel.: 573-472-5333
Fax: 573-472-5351

Regional Planning Commissions and Metropolitan Planning Organizations

Contact Information

Boonslick Regional Planning Commission

Mr. Chuck Eichmeyer
Interim Executive Director
111 Steinhagen
P.O. Box 429
Warrenton, MO 63383-0429
Tel.: 636-456-3473
Fax: 636-456-2329
Email: chucke@boonslick.org

Bootheel Regional Planning and Economic Development Commission

Mr. Stephen Duke
Executive Director
105 E. North Main
Dexter, MO 63841-1770
Tel.: 573-614-5178
Fax: 573-614-5182
Email: sduke@newwavecomm.net

Capital Area Metropolitan Planning Organization

Ms. Janice McMillan
Director of Planning & Protective Services
City of Jefferson
320 East McCarty Street
Jefferson City, MO 65101-3198
Tel.: 573-634-6410
Fax: 573-634-6457
Email: jmcmillan@jeffcitymo.org

Columbia Area Transportation Study Organization

Mr. Tim Teddy
Director of Planning and Development
City of Columbia
701 East Broadway, City Building
P.O. Box 6015
Columbia, MO 65205-6015
Tel.: 573-874-7239
Fax: 573-874-7546
Email: ttteddy@gocolumbiamo.org

East-West Gateway Council of Governments

Mr. Jim Wild
Interim Executive Director
One Memorial Drive, Suite 1600
St. Louis, MO 63102-2451
Tel.: 314-421-4220
Fax: 314-421-6120
Email: Jim.Wild@ewgateway.org

Green Hills Regional Planning Commission

Mr. Randy Railsback
Executive Director
1104 Main Street
P.O. Box 28
Trenton, MO 64683-0028
Tel.: 660-359-5636
Fax: 660-359-3096
Email: randy@ghrpc.org

Harry S Truman Coordinating Council

Ms. Jill Cornett
Executive Director
800 E. Pennell
Carl Junction, MO 64834-9502
Tel.: 417-649-6400
Fax: 417-649-6409
Email: jcornett@hstcc.org

Joplin Area Transportation Study Organization

Mr. Troy Bolander
Planning & Community Development Manager
City of Joplin
602 South Main Street
Joplin, MO 64801-2316
Tel.: 417-624-0820, ext. 510
Fax: 417-625-4738
Email: tbolande@joplinmo.org

Kaysinger Basin Regional Planning Commission

Mr. Austin Mount
Executive Director
1701 North 2nd Street
Clinton, MO 64735-1453
Tel.: 660-885-3393
Fax: 660-885-4166
Email: austin@kaysinger.com

Regional Planning Commissions and Metropolitan Planning Organizations Contact Information

Lake of the Ozarks Council of Local Governments

Ms. Linda Conner
Executive Director
P.O. Box 3553
Camdenton, MO 65020-3553
Tel.: 573-346-5692
Fax: 573-346-9686
Email: Linda.Conner@loclg.org

Mark Twain Regional Council of Governments

Ms. Robin Simpson
Executive Director
42494 Delaware Lane
Perry, MO 63462-2129
Tel.: 573-565-2203
Fax: 573-565-2205
Email: simpsoncog@rallstech.com

Meramec Regional Planning Commission

Ms. Bonnie Prigge
Executive Director
4 Industrial Drive
St. James, MO 65559-1689
Tel.: 573-265-2993
Fax: 573-265-3550
Email: BPrigge@meramecregion.org

Mid-America Regional Council

Mr. David Warm
Executive Director
600 Broadway, Suite 200
Kansas City, MO 64105-1659
Tel.: 816-474-4240
Fax: 816-421-7758
Email: dwarm@marc.org

Mid-Missouri Regional Planning Commission

Mr. Edward Siegmund
Executive Director
206 E. Broadway
P.O. Box 140
Ashland, MO 65010-0140
Tel.: 573-657-9779
Fax: 573-657-2829
Email: edwardsiegmund@mmrpc.org

Mo-Kan Regional Council

Mr. Tom Bliss
Executive Director
224 N. 7th St.
St. Joseph, MO 64501-2309
Tel.: 816-233-3144
Fax: 816-233-8498
Email: tom@mo-kan.org

Northeast Missouri Regional Planning Commission

Mr. David Davison
Executive Director
121 S. Cecil Street
P.O. Box 248
Memphis, MO 63555-0248
Tel.: 660-465-7281
Fax: 660-465-7163
Email: davedavison@nemorpc.org

Northwest Arkansas Regional Planning Commission

Mr. Jeff Hawkins
Executive Director
1311 Clayton Street
Springdale, AR 72762
Tel.: 479-751-7125
Fax: 479-751-7150
Email: jeff_1_hawkins@hotmail.com

Northwest Missouri Regional Council of Governments

Ms. Jackie Spainhower
Executive Director
114 West 3rd Street
Maryville, MO 64468-2237
Tel.: 660-582-5121
Fax: 660-582-7264
Email: jackie@nwmorcog.org

Regional Planning Commissions and Metropolitan Planning Organizations Contact Information

Ozark Foothills Regional Planning Commission

Ms. Felicity Ray
Executive Director
3019 Fair Street
Poplar Bluff, MO 63901-7044
Tel.: 573-785-6402
Fax: 573-686-5467
Email: felicity@ofrpc.org

Ozarks Transportation Organization

Mrs. Sara Fields
Executive Director
205 Park Central East, Suite 205
Springfield, MO 65806-1308
Tel.: 417-865-3042
Fax: 417-862-6013
Email: sfields@ozarkstransportation.org

Pioneer Trails Regional Planning Commission

Mr. Randy White
Executive Director
802 S. Gordon St., Room 102
P.O. Box 123
Concordia, MO 64020-0123
Tel.: 660-463-7934
Fax: 660-463-7944
Email: randy@trailsrc.org

South Central Ozark Council of Governments

Mr. Johnny Murrell
Executive Director
4407 County Road 2340
P.O. Box 100
Pomona, MO 65789-0100
Tel.: 417-256-4226
Fax: 417-256-6188
Email: jmurrell@scocog.org

Southeast Metropolitan Planning Organization

Ms. Molly Hood
Executive Director
401 Independence
Cape Girardeau, MO 63703
Tel: 573-339-6327
Fax: 573-339-6303
Email: mhood@CityofCapeGirardeau.org

Southeast Missouri Regional Planning and Economic Development Commission

Mr. Chauncy Buchheit
Executive Director
1 West St. Joseph Street
P.O. Box 366
Perryville, MO 63775-0366
Tel: 573-547-8357
Fax: 573-547-7283
Email: cbuchheit@semorpc.org

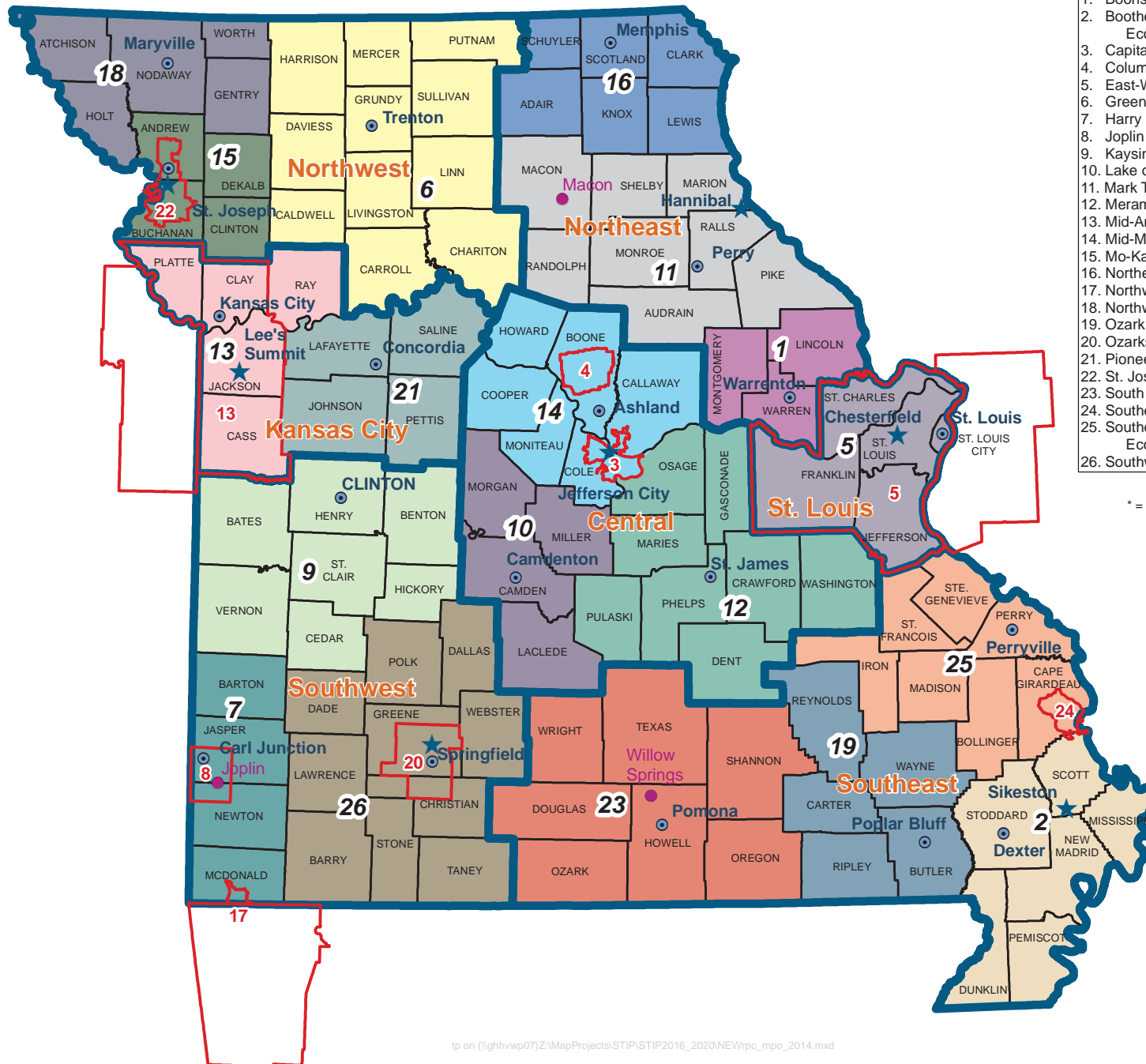
Southwest Missouri Council of Governments

Ms. Diane May
Executive Director
901 S. National Avenue
Springfield, MO 65897-0027
Tel.: 417-836-6900
Fax: 417-836-4146
Email: dianemay@missouristate.edu

St. Joseph Area Transportation Study Organization

Mr. Andy Clements
Asst. Director of Public Works &
Transportation
City of St. Joseph, City Hall
1100 Frederick Avenue
St. Joseph, MO 64501-2377
Tel.: 816-271-4653
Fax: 816-271-5355
Email: aclements@ci.st-joseph.mo.us

Missouri Regional Planning Commissions and Metropolitan Planning Organizations



1. Boonslick Regional Planning Commission	636-456-3473
2. Bootheel Regional Planning & Economic Development Commission	573-614-5178
3. Capital Area Metropolitan Planning Organization	573-634-6410
4. Columbia Area Transportation Study Organization	573-874-7239
5. East-West Gateway Council of Governments*	314-421-4220
6. Green Hills Regional Planning Commission	660-359-5636
7. Harry S Truman Coordinating Council	417-649-6400
8. Joplin Area Transportation Study Organization	417-624-0820
9. Kaysinger Basin Regional Planning Commission	660-885-3393
10. Lake of the Ozarks Council of Local Governments	573-346-5692
11. Mark Twain Regional Council of Governments	573-565-2203
12. Meramec Regional Planning Commission	573-265-2993
13. Mid-America Regional Council*	816-474-4240
14. Mid-Missouri Regional Planning Commission	573-657-9779
15. Mo-Kan Regional Council	816-233-3144
16. Northeast Missouri Regional Planning Commission	660-465-7281
17. Northwest Arkansas Regional Planning Commission	479-751-7125
18. Northwest Missouri Regional Council of Governments	660-582-5121
19. Ozark Foothills Regional Planning Commission	573-785-6402
20. Ozarks Transportation Organization	417-865-3042
21. Pioneer Trails Regional Planning Commission	660-463-7934
22. St. Joseph Area Transportation Study Organization	816-271-4653
23. South Central Ozark Council of Governments	417-256-4226
24. Southeast Metropolitan Planning Organization	573-339-6327
25. Southeast Missouri Regional Planning & Economic Development Commission	573-547-8357
26. Southwest Missouri Council of Governments	417-836-6900

* = Organizations functioning as both RPC and MPO
(Boundaries for the Mid-America Regional Council RPC and MPO vary)

MoDOT District

19 Regional Planning Commission

9 Metropolitan Planning Organization

MoDOT District Office

Regional Office

RPC Office

MoDOT Districts 1-888-ASK-MODOT (275-6636)

Prepared by
Missouri Department of Transportation
Transportation Planning
www.modot.org

July 1, 2015



Section 2 – Introduction, Public Involvement, and Reference Information

Missouri Statewide Transportation Improvement Program

Missouri faces a transportation funding crisis. Despite the progress of the last ten years, 2017 will bring the funding shortfall MoDOT has anticipated for years. The ramifications of that shortfall will extend to every region of the state and the impact, ultimately, will be significant.

It's hard to picture that reality now. MoDOT's most recent customer satisfaction survey (2013) showed 85 percent of Missourians are satisfied with the department, including a record 32 percent who said they are highly satisfied. Eighty-nine percent of major roads are in good condition. Because of a concentrated effort over the last few years, 80 percent of Missouri's bridges are in fair or good condition. MoDOT can still bring construction projects in on time and under budget, but now there are limited new projects being added to the Statewide Transportation Improvement Program and the popular cost-share program has been suspended.

Last summer, Missourians decided that an increased sales tax was not the right solution for resolving Missouri's insufficient transportation funding. But the insufficient funding situation still exists. MoDOT's financial forecast projects that in 2017, the department's construction budget will drop to \$325 million annually. That's not enough to keep our roads and bridges in the condition they're in today. That budget almost eliminates the opportunity for new construction projects that improve safety, ease congestion, create jobs and enhance economic development. That means we have to make some tough choices.

The funding situation becomes even more startling when Missouri is compared to other states. Missouri has the seventh largest highway system in the nation, and ranks 46th in revenue spent per mile. The state-maintained highway system is larger than Kansas, Iowa and Nebraska combined. Missouri's construction investment per mile is about \$14,000. That's far lower than any of our surrounding states – Nebraska is the next lowest, at about \$27,000, all the way up to Kansas, at \$71,000 per mile.

How did Missouri get here? Fuel taxes provide the bulk of Missouri's transportation revenue. As cars become more efficient, that revenue shrinks. Missouri's fuel tax hasn't increased in almost 20 years. At the same time, the costs of business continue to rise. What was 17 cents (state fuel tax per gallon) of purchasing power in 1992 is now about eight cents and decreasing each year. Add to that:

- The cost of asphalt, concrete and steel – the staples of the industry – are as much as 200 percent more than they were in 1992.
- In 2004, Missourians approved Constitutional Amendment 3, which directed MoDOT to sell bonds to make Missouri roads and bridges smoother and safer, sooner. Now the department is paying back that bond debt.
- In 2017, Missouri will not have enough money to match federal funds. Federal funds provide a \$4 to \$1 investment that Missouri could lose. That means those unmatched federal funds could be directed to other states.

- There's a constitutional mandate that the road fund can only be spent on roads and bridges – fuel tax plus licensing fees and sales tax on motor vehicles.
- Other modes are dependent on annual appropriations from general revenue by the Legislature, which makes planning very difficult and very short-term.

Right now, most of Missouri's major roads are smooth. Most people don't realize that a road or bridge can have surface improvements that keep them in decent shape, but the real concerns lie beneath the surface. By the time problems become apparent, the structures need major and costly repairs. Interstate 70 is a prime example.

MoDOT has taken actions to prepare for a future with limited resources. Several years ago, as part of the department's preparations for this funding scenario, MoDOT's staff was reduced by 20 percent. MoDOT also disposed of 124 facilities and 750 pieces of equipment. The department has also cut costs through innovation and technology – the design-build process is a prime example. And MoDOT has worked diligently with transportation partners to deliver projects on time and under budget, as well as prioritizing projects and using limited funding to make critical safety improvements.

The condition of Missouri's system will deteriorate.

Just five years ago, at the height of Amendment 3 and ARRA work, the construction budget was at \$1.3 billion and now is about \$600 million, and will continue to plummet over the life of the five-year STIP. It's going to drop to \$325 million in 2017-18-19-20. And as a point of reference, that's the lowest construction budget for MoDOT since 1992, coincidentally the last time that fuel taxes were raised.

MoDOT's Plan for 2016: Missouri's 325 System

With only \$325 million, MoDOT has to adjust how it takes care of Missouri's highway system. In February 2015, the commission approved "Missouri's 325 System," which will help focus the limited resources in an equitable way. The state-maintained highway system is now divided into primary and supplementary routes. Primary routes include approximately 8,000 miles of the 34,000 mile system and are the roads that connect cities across the state. Supplementary routes are the remaining miles used mostly for local travel.

Nearly all of Missouri's "major" roadways are part of the primary system. Only those major routes that function as business routes or loops or more like local roadways are excluded. MoDOT has decided to focus its limited resources on the primary system because it offers equity across the state between urban and rural areas. Every county in the state has at least one highway on the primary system.

The primary system differs from MoDOT's current focus on major and minor roads because the major roads, which make up 20 percent of the system and carry 80 percent of the traffic, are confined to limited areas of the state. It will take all \$325 million to keep the primary routes in their current condition. MoDOT will only do limited routine maintenance on supplementary roads, which means their condition will deteriorate.

Safety on these supplementary routes will be compromised as well. Already, nearly half of the fatalities on state highways occur on supplementary roads. Moving forward, MoDOT won't have the resources to maintain these roads, much less add safety features, such as shoulders and rumble strips.

There are 483 bridges in poor or serious condition on the state's supplementary roads, and these are bridges Missouri can't afford to repair or replace. The number of bridges will grow to over 1,400 in 10 years. MoDOT anticipates 90 of those bridges will be closed during that time.

The time to ensure a modern and safe transportation system is now.

MoDOT has the vision – based on what Missourians have told us they want and need. The long range planning process, which concluded last year, outlined the goals Missourians defined as what they want from their transportation system. With adequate resources, MoDOT can produce and get it done, as it has in the past. But, at the end of the day, without additional revenue, the system will decline and Missourians' safety will be comprised. Without some new funding source, Missouri faces many tough choices ahead.

Introduction

The Missouri Department of Transportation (MoDOT), in accordance with state and federal law, has prepared this Statewide Transportation Improvement Program (STIP), for state fiscal years 2016 through 2020 (July 1, 2015, through June 30, 2020). The STIP is prepared annually and includes projects proposed for funding under the Moving Ahead for Progress in the 21st Century Act of 2012 (MAP-21), FAA Modernization and Reform Act of 2012, Passenger Rail Investment and Improvement Act of 2008 (PRIIA) and state revenue. MAP-21 was signed into law on July 6, 2012. It funds highways, highway safety and transit improvements for the two-year period from 2013 through 2014. MAP-21 has been extended until July 31, 2015. This document meets all state and federal requirements and is fiscally constrained.

The STIP establishes work for a rolling five-year period of time. As each year is completed, the STIP is updated and a new year is added.

Public Involvement

Public involvement in project development and programming activities is a key element in gaining public acceptance critical to the success of any transportation improvement program. The recent multi-year federal transportation bills have emphasized the necessity of public involvement. In Missouri, the approach is primarily to seek involvement from four groups: metropolitan planning organizations, regional planning commissions, local officials and the general public. Through public involvement, Missourians have a say in how transportation dollars are spent.

Metropolitan planning organizations represent urbanized areas with populations over 50,000. They are responsible for transportation planning within their regions. Regional planning commissions represent multi-county rural regions and are charged with coordinating functions of local governments, including transportation planning. The public is involved in the planning process in two ways: 1) through election of the local officials who comprise the regional planning commission and metropolitan planning organization boards of directors; and 2) through direct contact with MoDOT, metropolitan planning organizations, regional planning commissions or local officials. (See Section 1 for contact information regarding metropolitan planning organizations, regional planning commissions and MoDOT district offices.)

Public involvement for development of transportation improvements begins several years before the projects actually appear in the STIP.

Transportation planning consists of a series of decisions that direct the use of current and future available resources to accomplish Missouri's transportation goals. The current transportation planning process can be summarized in the following steps.

1. Develop Missouri's long range transportation plan
2. Identify and prioritize needs
3. Develop solutions and design projects

4. Prioritize and select projects for the STIP's Highway and Construction Schedule

Develop Missouri's Long Range Transportation Plan

MoDOT's long-range transportation plan identifies the state's transportation vision for the next 20 years. The plan also identifies what the public expects of the state transportation system.

MoDOT's current long range transportation plan was completed in February 2014. The federally required plan, called "A Vision for Missouri's Transportation Future," is designed to guide transportation decision-making throughout the state. It was developed after an intense seven-month public engagement period that resulted in over 12,000 suggestions ranging from big picture ideas to localized projects.

Based on the input received, four goal areas were established: 1) take care of the transportation system and services we enjoy today; 2) keep all travelers safe, no matter the mode of transportation; 3) invest in projects that spur economic growth and create jobs; and 4) give Missourians better transportation choices (more viable urban and rural transit, friendlier bike and pedestrian accommodations, improvements in rail, ports and airport operations).

The vision is Missouri's ideal transportation system, but without additional resources, MoDOT will not be able to deliver this vision.

The plan, including what Missourians said should be priorities over the next 20 years, can be found at www.missourionthemove.org.

Identify and Prioritize Needs

There are many transportation problems, often called needs, on Missouri's transportation system. Identifying these needs is a continuous process and crucial for successful planning. For example, one need might be redesigning a high-accident location, such as an intersection; another need might be a location improvement that helps a new business move products more efficiently. There are two levels of needs identification, regional and statewide, and they are classified in two groups – physical system condition needs and functional needs. Physical system condition needs target the state of repair of road and bridge components. Functional needs target how well the transportation system is operating.

Statewide needs are identified formally through the long-range transportation planning process, and public outreach is done in conjunction with the long-range transportation plan development. These needs typically cross several county lines, and involve interstates and major highways.

MoDOT districts work with planning partners – such as local and regional elected and community officials, and representatives of the metropolitan planning organizations and regional planning commissions – to identify regional transportation needs. Specific methods and timeframes are discussed in the implementation section of MoDOT's planning framework for guiding transportation decisions and investments.

Prioritizing needs is the process of deciding which problems, from the list of identified needs, should be addressed first. This can be a difficult task given a wide variety of needs. Not only do needs have different subject matter – safety, maintenance or economic development – they have varying

time horizons. A structurally deficient bridge might be a more immediate need than a resurfacing project. However, simply being an immediate need does not guarantee a higher priority. These complicated decisions require a coordinated effort from many groups.

Needs prioritization is based on the goals in Missouri's long-range transportation plan. MoDOT districts work with planning partners to prioritize regional needs annually. Statewide needs are prioritized periodically as funds become available; however, emerging needs can be added to the needs priority list between updates. Both regional and statewide needs will be prioritized using the processes established in MoDOT's planning framework, which are based primarily on objective data. Information regarding the planning framework can be found at www.modot.org/plansandprojects/index.htm. Using the results of the prioritization process as a starting point, MoDOT districts work with planning partners to divide needs into three categories.

- High – Resources are focused on addressing these needs first. They are the first to be selected for preliminary engineering.
- Medium – These needs may be addressed as additional resources become available.
- Low – No work is in progress to address these needs at this time.

The high-priority needs list is fiscally constrained to about 10 years of funding and is not a commitment to design or construct projects. Existing needs will be re-evaluated each time needs are prioritized. Some high-priority needs may never be designed or constructed due to prohibitive costs, changing priorities or other reasons. Needs from the high-priority list will be selected for preliminary project design.

Develop Solutions and Design Projects

When the high-priority needs have been identified, they are evaluated to find the best solution to the problem based on engineering expertise, public input and financial considerations. Environmental impact is another factor that influences the development and selection of a solution. There are a variety of environmental reviews that must occur for the proposed solutions. Some solutions may be less desirable or eliminated from consideration due to the extent of the environmental impacts. After a solution is agreed upon, design plans are started.

Determining the cause of a problem is often more complicated than might be expected. For instance, a high incidence of accidents at a given intersection might be due to poor sight distances, weather conditions, signal timing, roadway geometry or even reckless driving. Identifying the primary reason or combination of reasons for the problem is key to developing effective solutions.

When a problem is identified, the natural tendency for any problem-solver is to immediately offer the solution. Effective planning requires developing many possible solutions in order to capture the most efficient and effective solution. MoDOT engineers and planners are experts at generating good solutions to transportation problems. MoDOT staff is even more effective when working with local and regional officials to generate the solutions. This process reveals issues and concerns that may not have previously been evident.

The public's involvement in defining needs and determining the appropriate solutions will take several forms. The public may actually initiate the investigation of needs by contacting MoDOT or its planning partners. The public, through its local officials, has representation in determining the

best solution for the transportation need. As MoDOT develops public involvement plans for specific projects, the public will have further opportunity to review concepts and provide input.

Prioritize and Select Projects for Construction

Deciding which projects to do and when to do them is a complicated and often controversial matter. Gathering and discerning public input is crucial to realizing the full benefit of available funds for Missouri's transportation system. MoDOT relies on local and regional planning agencies for this process.

The project prioritization processes are based primarily on data and serve as a starting place for determining the best candidates for funding. There are separate project prioritization processes for each category in MoDOT's funding distribution method.

MoDOT recognizes the need for a balance between taking care of the current transportation system and expanding the system to accommodate anticipated future demand. As a result, transportation funding is divided accordingly. The nature of this balance is adjusted through the level of funds in each category. The project prioritization processes include the following.

- Safety
- Taking care of the system
- Major projects and emerging needs (regional)
- Major projects and emerging needs (statewide)
- Interstates and major bridges

Projects are divided into three categories - high, medium and low - within each funding category. Each time projects are prioritized, existing projects not yet programmed for construction are re-evaluated.

Projects are prioritized against other projects in the same funding category. Larger projects of statewide significance are compared with one another. Smaller projects and those intended to take care of the existing system are compared with one another. MoDOT works with local and regional officials to determine the priority of the projects in each funding category. Projects on the high-priority project list are candidates for funding. The projects selected for funding are shown in Section 4.

Additionally, each of Missouri's nine metropolitan planning organizations (MPO) located in Cape Girardeau (Southeast Metropolitan Planning Organization - SEMPO), Columbia (Columbia Area Transportation Study Organization - CATSO), Fayetteville-Springdale-Rogers AR (and a small part of McDonald County, -MO) (Northwest Arkansas Regional Planning Commission), Jefferson City (Capital Area Metropolitan Planning Organization - CAMPO), Joplin (Joplin Area Transportation Study Organization - JATSO), Kansas City (Mid-America Regional Council - MARC), St. Joseph (St. Joseph Area Transportation Study Organization - SJATSO), St. Louis (East-West Gateway Council of Governments - EWGCOG) and Springfield (Ozarks Transportation Organization - OTO) prepares a Transportation Improvement Program (TIP) and a long-range

transportation plan (LRTP) for its MPO area. These TIPs are the accumulation of federally funded projects proposed by their local governments and MoDOT. These projects are consistent with the LRTP's goals and objectives. MoDOT uses public input received throughout the year to develop its submittal for the MPO's TIP. Each MPO has an approved public involvement plan for its respective area that allows for review and feedback from individual citizens, organizations, agencies and local area governments. Using public input as one of its decision factors, the MPO determines the projects in its area that will be programmed for construction. Northwest Arkansas Regional Planning Commission, representing the Fayetteville-Springdale-Rogers AR-MO metropolitan area, is Missouri's newest MPO. It is an expansion of Arkansas's MPO into a small part of McDonald County, Missouri, which took effect in June 2014.

These TIPs are incorporated by reference into the five-year STIP without modification. (See Section 9.)

Public Review Period

Comments from the public and the planning partners are considered throughout the year in an effort to maximize Missouri's resources. Based on public and engineering input, a draft of the STIP is published, followed by a 30-day public review period. During this public review period, the program is distributed to MoDOT districts for public access, and the Federal Highway Administration (FHWA) and Federal Transit Administration (FTA) for review. The STIP is also available on MoDOT's Web site at www.modot.org/plansandprojects/index.htm. Citizens have the opportunity to provide comments by mail, e-mail or telephone (by calling 1-888-ASK-MODOT) to district representatives during this time period. MoDOT responds to the comments received through an acknowledgement or by providing additional information, depending on the nature of the comment. Most answers or acknowledgements are sent within five business days of receiving the comment. Some comments require more time for research before an answer can be provided. Changes are made as appropriate in response to comments before a final STIP is developed and presented to the Missouri Highways and Transportation Commission (MHTC) for approval. Input from this part of the process will be used to measure the effectiveness of the program and to begin making improvements on next year's program. The STIP becomes effective when approved by the MHTC as well as the FHWA and FTA.

Program Amendments

Projects can be amended to the STIP and to a TIP. The public involvement process for STIP amendments occurs prior to incorporating the project in the program. Public involvement for projects inside a MPO area will be coordinated by the MPO according to its approved TIP amendment process.

A seven-day public comment period is provided for all proposed amendments and administrative amendments to the STIP. Administrative modifications do not require a seven-day public comment period. All projects, regardless of proposal time, follow the public involvement processes and policies defined in MoDOT's planning framework.

Reference Information

Administrative Amendment – Administrative amendments are project revisions involving the addition of federally-funded scoping projects, state-funded regionally significant scoping projects, hardship right of way purchases, emergency projects, major scope changes without budget changes, the splitting of general location projects into specific locations or the addition of right of way to construction projects already in the Statewide Transportation Improvement Program (STIP) with no net budget change (uninflated). Administrative amendments require Missouri Highways and Transportation Commission and Federal Highway Administration / Federal Transit Administration approval. The Missouri Highways and Transportation Commission has delegated authority to approve administrative amendments to the Chief Engineer. Administrative amendments occur between annual STIP updates.

Administrative Modification – Administrative modifications are project revisions involving the addition of state-funded non-regionally significant scoping projects, fiscally constrained changes to existing projects such as splitting or incorporating projects or changing fiscal years, minor scope changes without budget changes, adding funding sources to projects, advance construction changes and technical corrections. Administrative modifications require Missouri Highways and Transportation Commission approval but not Federal Highway Administration / Federal Transit Administration approval. The Missouri Highways and Transportation Commission has delegated authority to approve administrative modifications to the Chief Engineer. Administrative modifications occur between the annual updates of the STIP.

Advance Construction – This is a mechanism that allows a project to be funded with state funds now and preserves a project's eligibility for federal reimbursement in the future.

Amendment – Amendments are project revisions involving the addition of new projects, deletion of existing projects, or a budget change to an existing project. Amendments require Missouri Highways and Transportation Commission and Federal Highway Administration / Federal Transit Administration approval. Amendments occur between the annual STIP updates.

Amendment 3 – This is a bonding referendum passed by voters in November 2004 that provides additional funds for transportation projects. The funding made available resulted in three initiatives: the Smooth Roads Initiative, the Acceleration of Projects and New Major Projects (original and additional).



American Recovery and Reinvestment Act (ARRA) – On February 17, 2009, President Barack Obama signed this federal act to help spur the national economy. ARRA included funding for shovel-ready transportation projects.

At-Grade Intersection – This is an intersection of two or more roadways that provides for vehicular and pedestrian traffic movement on the same level of the riding surface.

Culvert – This is a drainage structure constructed beneath the roadway. Box sections, pipes and arches are examples of various culvert shapes.

Deck – This is the portion of a bridge that provides the riding surface for vehicular and pedestrian traffic. The deck distributes loads to the superstructure elements.

Engineering – This is the work required to develop a project’s scope and detailed design, as well as the inspection of a construction project.

Expressway – This is a multilane, divided highway where access is allowed at public roads via at-grade intersections.

Federal-Aid Highways – Those roads which are eligible for federal funding under Title 23 of the United States Code, except roads classified as local or rural minor collector. Other exceptions apply to this general rule.

Fiscal Constraint – This is the demonstration that sufficient funds are reasonably expected to be available to cover the anticipated project costs within the five-year window of the STIP.

Fiscal Year – This is a 12-month period to which the annual STIP budget applies, and at the end of which a government determines its financial position and the results of its operations. The State of Missouri fiscal year is July 1 through June 30. The STIP fiscal year is July 1 through June 30. The federal fiscal year is October 1 through September 30.

FFOS – Funding From Other Sources – These are funds applied to a project that are from sources other than the funding distribution categories available for district use.

FHWA – Federal Highway Administration – This is the federal agency that provides financial and technical support for the construction, improvement and preservation of the highway system.

Freeway – This is a multilane, divided highway where access is provided only at grade-separated interchanges.

Geometric Improvement – This is a roadway improvement other than a surface treatment, such as adding turn lanes or widening an intersection.

Intersection – This is where two or more roadways meet. An at-grade intersection has two or more roadways that provide for traffic movement on the same level.

Interchange – This is where two or more roadways meet. An interchange has two or more roadways that provide for the movement of traffic on different levels (grade separated).

Lane – This is the travel path of one vehicle on a roadway and usually delineated by a dashed or solid stripe.

Let – This means to advertise projects and take bids from contractors to perform the work.

Long-Range Transportation Plan (LRTP) – This is a multimodal transportation plan covering a period of at least 20 years developed through the statewide transportation planning process.

MAP-21 – On July 6, 2012, President Obama signed into law the Moving Ahead for Progress in the 21st Century Act of 2012. This is the current transportation act, which authorizes the federal surface transportation programs for highways, highway safety, and transit for the two-year period from 2013 through 2014. MAP-21 has been extended until July 31, 2015, by which time Congress will need to take some action by either extending MAP-21 again or passing a new highway authorization act.

MPO – Metropolitan Planning Organization – This is the entity responsible for transportation planning in urbanized areas with populations greater than 50,000. The nine MPO's in Missouri serve the Cape Girardeau, Columbia, Fayetteville-Springdale-Rogers AR (and a small part of McDonald County, MO), Jefferson City, Joplin, Kansas City, St. Joseph, St. Louis and Springfield metropolitan areas. Also see TMA.

Major Highway System – This system includes all of Missouri's most traveled roads. It consists of approximately 5,500 miles that carry nearly 80 percent of the state's traffic. Approximately 95 percent of Missouri residents live within 10 miles of these roads.

Major Bridge – A major bridge is any bridge with a total length of at least 1,000 feet.

Minor Highway System – This system includes any road that is not on the Major Highway System. This system consists of approximately 28,000 miles, which carry nearly 20 percent of the state's traffic. These roads are often referred to as farm-to-market roads in the state's rural areas.

Missouri Primary System – The Missouri Primary System comprises approximately 8,000 miles of the 34,000 miles of state-maintained roadways. The Missouri Primary System routes connect cities across the state.

Missouri Supplementary System – The Missouri Supplementary System comprises approximately 26,000 miles of the 34,000 miles of state-maintained roadways. The Missouri Supplementary System routes are used mostly for local travel.

National Highway System – This is a system of major highway networks established by the federal government that includes interstate routes, most urban and rural principal arterials, the defense strategic highway network and strategic highway connectors.

NHPP – National Highway Performance Program – This is one of several categories of federal transportation funds and can be used for road, bridge, or other improvements. This category was created in MAP-21 and incorporates the former federal categories of National Highway System, Bridge and Interstate Maintenance.

Passenger Rail Investment and Improvement Act (PRIIA) – On October 16, 2008, President George W. Bush signed the Passenger Rail Investment and Improvement Act. PRIIA reauthorizes the National Railroad Passenger Corporation, better known as Amtrak, and strengthens the US passenger rail network by tasking Amtrak, the U.S. Department of Transportation (US DOT), Federal Railroad Administration (FRA), States, and other stakeholders in improving service, operations, and facilities for fiscal years 2009 through 2013.

Planning Framework – Since 2004, this is MoDOT’s process of involving the general public and planning partners, which represent regions of the state, and local areas, in the identification and prioritization of transportation needs and projects.

Primary System – See Missouri Primary System.

Programmed – This means a project has right of way and/or construction funds committed for expenditure within the five state fiscal years of the Statewide Transportation Improvement Program.

Reconstruction – This is a type of improvement designed to replace the existing roadway or bridge when it has reached the end of its useful life. Reconstruction is often accompanied by improvements to the highway’s functional and operational capacity.

Regionally Significant Project - This is a transportation project on a facility that serves regional transportation needs (such as access to and from the area outside the region; major activity centers in the region; major planned developments such as new retail malls, sports complexes, or employment centers; or transportation terminals) and would normally be included in the modeling of the metropolitan area's transportation network. At a minimum, this includes all principal arterial highways and all fixed guide way transit facilities that offer a significant alternative to regional highway travel.

Rehabilitation – This is a type of improvement designed to preserve and extend the service life and enhance the safety of an existing roadway or bridge when total replacement is not warranted.

Right of Way – This is land or property used specifically for transportation purposes.

Safe & Sound Bridge Improvement Program – This is an initiative to improve 802 bridges throughout the state by December 31, 2013. A team of contractors and designers was selected to replace more than 550 bridges as part of a single design-build package. The remaining bridges will be rehabilitated using a modified design-bid-build approach.



SAFETEA-LU – On August 10, 2005, President George W. Bush signed the Safe, Accountable, Flexible, Efficient Transportation Equity Act: A Legacy for Users (SAFETEA-LU). SAFETEA-LU authorizes the federal surface transportation programs for highways, highway safety, and transit for the five-year period from 2005 through 2009.

STIP – Statewide Transportation Improvement Program – This is a fiscally constrained five-year listing of transportation projects in Missouri.

STP – Surface Transportation Program – This is one of several categories of federal transportation funds and can be used for road, bridge or other improvements.

Substructure – This is the abutments, piers or other bridge elements built to support the bridge superstructure. The substructure transfers loads from the superstructure to the ground.

Superstructure – This is the portion of a bridge that supports the bridge deck and traffic loads. The superstructure transfers these loads to the bridge substructure. Examples of superstructure types include trusses, concrete I-beams and steel I-beams.

Supplementary System – See Missouri Supplementary System.

TEA-21 – The U.S. Congress passed the Transportation Equity Act for the 21st Century (TEA-21) on June 9, 1998. It provided authorizations for highways, highway safety, and mass transit for six years. TEA-21 expired September 30, 2003.

TIP – Transportation Improvement Program – This is a fiscally constrained four-year listing of transportation projects within metropolitan planning organizations.

TMA – Transportation Management Area – This is the entity responsible for transportation planning in urbanized areas with populations greater than 200,000. Missouri's four TMAs serve the Kansas City, St. Louis, Springfield and Fayetteville-Springdale-Rogers, Arkansas metropolitan areas, which now includes a small part of McDonald County in southwest Missouri.

Work Zone – This is a designated area where highway construction or maintenance is taking place.

Section 3 – Scoping and Design Projects

2016 – 2020 Scoping and Design Projects

The purpose of this section is to identify potential future highway and bridge projects. These projects may be in the evaluation stage, which is called project scoping, or may be further along in the preliminary design process. **Projects listed in this section are not commitments to construct or implement an improvement.** These commitments won't be made until the NEPA process is completed. These projects are being included in the STIP for informational purposes and subsequent phases have not yet been determined or are beyond the STIP horizon period.

After needs have been identified and prioritized, the higher priority needs are included in this section. Next, a core team is formed, comprising personnel from various MoDOT departments. The core team investigates the problem or concern. The core team develops several solutions that may be either short term or long term. Some problems have no transportation or construction solution and instead may require public education or assistance through law enforcement.

Once a solution is selected, additional preliminary design work occurs. Design progresses up to a point at which MoDOT is confident the solution will properly address the problem or concern and of the improvement's cost. The potential project moves into the next stage of the planning framework, which is the prioritization and selection of projects for construction. Projects that have been prioritized and selected for construction are listed in the construction program (see Section 4.) Only the construction projects in Section 4 represent a commitment by MoDOT to build the project.

Please see Section 2 for additional discussion regarding how a need becomes a project through the planning framework process of identifying and prioritizing needs, to developing solutions, to prioritizing and selecting projects for construction.

The amount of time a potential project spends in the scoping and design phase varies. Some potential projects are more complex than others, and they might remain in the scoping and design phase for several years. This is especially true for projects such as Missouri and Mississippi River bridge replacements, new roadway construction, or converting a two-lane road to a four-lane road.



2016 - 2020 Scoping and Design Projects

Transportation Planning

P.O. Box 270
Jefferson City, MO 65102

						STATE FISCAL YEAR PROJECT BUDGETING (ENGINEERING)		
						Prior Prog.	7/2015- 6/2016	7/2016- 6/2020
County: Andrew Route: IS 29 Anticipated Federal Category: NHPP	Job No: 113109	Scoping for bridge improvements over Hopkins Creek 0.2 mile south of Rte. T, near Amazonia. Project involves bridges A1293 in the northbound and southbound lanes.	Fed 2	State 1	Local 0 Future Cost: 1,001 - 2,000	0	3	0
County: Atchison Route: US 136 Anticipated Federal Category: NHPP	Job No: 1P3101	Scoping to replace bridge over East Fork Little Tarkio Creek 0.5 miles west of the Nodaway County line. Project involves bridge J0023.	Fed 2	State 1	Local 0 Future Cost: 301 - 1,000	0	3	0
County: Atchison Route: IS 29 Anticipated Federal Category: NHPP	Job No: 113110	Scoping for bridge improvements over the Nishnabotna River 1 mile south of the Iowa State Line. Involves bridges A2369 in the northbound and the southbound lanes.	Fed 2	State 1	Local 0 Future Cost: 1,001 - 2,000	0	3	0
County: Buchanan Route: US 36 Anticipated Federal Category: NHPP	Job No: 1P0862	Scoping for pavement improvements from Missouri River bridge to 0.75 mile east of Rte. AC in St. Joseph.	Fed 2	State 0	Local 0 Future Cost: 2,001 - 5,000	15	2	0
County: Carroll Route: MO 10 Anticipated Federal Category: NHPP	Job No: 1P3108	Scoping for pavement improvements from Ray County to Rte. 65 near Carrollton.	Fed 2	State 0	Local 0 Future Cost: 1,001 - 2,000	0	2	0
County: Carroll Route: US 24 Anticipated Federal Category: NHPP	Job No: 2P2211	Scoping for resurfacing and shoulder improvements from 1.9 miles east of Rte. 41, near Dewitt, to Rte. 5 in Keytesville.	Fed 2	State 0	Local 0 Future Cost: 2,001 - 5,000	26	2	0
County: Chariton Route: US 24 Anticipated Federal Category: NHPP	Job No: 2P2183	Scoping for bridge improvements to the overflow structure of the Middle Fork Chariton River, 1.5 miles east of Rte. 129 near Salisbury. Project involves bridge G0891.	Fed 2	State 1	Local 0 Future Cost: 2,001 - 5,000	25	3	0
County: Clinton Route: US 169 Anticipated Federal Category: NHPP	Job No: 1P3103	Scoping for bridge improvements over Castille Creek 1 mile southeast of Gower. Project involves bridge L0697.	Fed 2	State 1	Local 0 Future Cost: 2,001 - 5,000	0	3	0



2016 - 2020 Scoping and Design Projects

Transportation Planning

P.O. Box 270
Jefferson City, MO 65102

						STATE FISCAL YEAR PROJECT BUDGETING (ENGINEERING)		
						Prior Prog.	7/2015- 6/2016	7/2016- 6/2020
County: Dekalb Route: MO 31 Anticipated Federal Category: S.T.P.	Job No: 1P3104	Scoping for pavement improvements from Rte. 169 to Rte. 36 near Clarksdale.	Fed 2	State 0	Local 0 Future Cost: 2,001 - 5,000	0	2	0
County: Dekalb Route: US 36 Anticipated Federal Category: NHPP	Job No: 1P3084	Scoping for at-grade median intersection improvements in DeKalb County between Rte. 31 and Cameron.	Fed 2	State 1	Local 0 Future Cost: 2,001 - 5,000	0	3	0
County: Dekalb Route: US 36 Anticipated Federal Category: NHPP	Job No: 1P3105	Scoping for pavement improvements from east of Rte. 31 to Rte. 33 (north) near Osborn.	Fed 2	State 0	Local 0 Future Cost: 2,001 - 5,000	0	2	0
County: Gentry Route: US 169 Anticipated Federal Category: S.T.P.	Job No: 1P2208	Scoping for pavement improvements from Rte. 136, in Stanberry, to Rte. 31 in Dekalb County.	Fed 2	State 0	Local 0 Future Cost: 2,001 - 5,000	1	2	0
County: Gentry Route: US 169 Anticipated Federal Category: NHPP	Job No: 1P3106	Scoping for bridge improvements over Middle Fork Grand River, 0.6 mile east of Rte. YY near Gentry. Project involves bridge A0729.	Fed 2	State 1	Local 0 Future Cost: 301 - 1,000	0	3	0
County: Holt Route: US 159 Anticipated Federal Category: NHPP	Job No: 1P3117	Scoping for pavement improvements from Rte. 59 to the Missouri River.	Fed 2	State 1	Local 0 Future Cost: 1,001 - 2,000	0	3	0
County: Holt Route: IS 29 Anticipated Federal Category: NHPP	Job No: 1I3111	Scoping for bridge improvements over Rte. 59 near Craig. Project involves bridges A1907 in the northbound and the southbound lanes.	Fed 2	State 1	Local 0 Future Cost: 1,001 - 2,000	0	3	0
County: Holt Route: IS 29 Anticipated Federal Category: NHPP	Job No: 1I3112	Scoping for bridge improvements over the Tarkio River 3.4 miles north of Rte. 59 near Craig. Project involves bridges A2706 in the northbound and southbound lanes.	Fed 2	State 1	Local 0 Future Cost: 1,001 - 2,000	0	3	0



2016 - 2020 Scoping and Design Projects

Transportation Planning

P.O. Box 270
Jefferson City, MO 65102

						STATE FISCAL YEAR PROJECT BUDGETING (ENGINEERING)		
						Prior Prog.	7/2015- 6/2016	7/2016- 6/2020
County: Holt Route: IS 29 Anticipated Federal Category: NHPP	Job No: 1I3113	Scoping for bridge improvements over Little Tarkio Creek 1.7 miles south of Rte. 59 near Craig. Project involves bridges A1909 in the northbound and southbound lanes.	Fed 2	State 1	Local 0 Future Cost: 1,001 - 2,000	0	3	0
County: Livingston Route: US 65 Anticipated Federal Category: NHPP	Job No: 1P3114	Scoping for bridge improvements over the Grand River 1.3 miles south of Rte. 36 near Chillicothe. Project involves bridge A1249.	Fed 2	State 1	Local 0 Future Cost: 2,001 - 5,000	0	3	0
County: Nodaway Route: US 136 Anticipated Federal Category: NHPP	Job No: 1P3107	Scoping for bridge improvements over Mozingo Creek 1 mile east of Rte. F near Maryville. Project involves bridge H0512.	Fed 2	State 1	Local 0 Future Cost: 301 - 1,000	0	3	0
County: Nodaway Route: US 71 Anticipated Federal Category: NHPP	Job No: 1P3102	Scoping for pavement improvements from north of Rte. A (Nodaway Co.) to Rte. 48 (Andrew Co.)	Fed 2	State 0	Local 0 Future Cost: 2,001 - 5,000	0	2	0
County: Putnam Route: US 136 Anticipated Federal Category: NHPP	Job No: 1P3067	Scoping to replace bridge over Locust Creek, 1 mile east of Rte. E near Unionville. Project involves bridge J0406.	Fed 2	State 1	Local 0 Future Cost: 1,001 - 2,000	0	3	0
County: Putnam Route: US 136 Anticipated Federal Category: NHPP	Job No: 2P2186	Scoping to replace bridge over Elm Branch 1.1 miles east of Rte. 139. Project involves bridge J0400.	Fed 2	State 1	Local 0 Future Cost: 301 - 1,000	25	3	0
County: Putnam Route: MO 5 Anticipated Federal Category: S.T.P.	Job No: 1P3073	Scoping to improve pavement condition from Rte. 136 at Unionville to Rte. 6 near Milan.	Fed 2	State 0	Local 0 Future Cost: 2,001 - 5,000	6	2	0
County: Sullivan Route: MO 6 Anticipated Federal Category: NHPP	Job No: 1P3077	Scoping to replace bridge over West Yellow Creek, 0.5 mile east of Rte. P near Milan. Project involves bridge L0796.	Fed 2	State 1	Local 0 Future Cost: 301 - 1,000	6	3	0



2016 - 2020 Scoping and Design Projects

Transportation Planning

P.O. Box 270
Jefferson City, MO 65102

						STATE FISCAL YEAR PROJECT BUDGETING (ENGINEERING)		
						Prior Prog.	7/2015- 6/2016	7/2016- 6/2020
County: Sullivan						0	3	0
Route: MO 6	Job No: 2P0470	Scoping for bridge improvements over West Locust Creek, 1.3 miles west of Rte. Z near Humphreys. Project involves bridge J0379.						
Anticipated Federal Category: NHPP			Fed 2	State 1	Local 0			
						Future Cost: 2,001 - 5,000		
	AC-State 0	Fed 50	State 17	Local 0	District Engineering Total:	104	67	0



2016 - 2020 Scoping and Design Projects

Transportation Planning

P.O. Box 270
Jefferson City, MO 65102

	2016	2017	2018	2019	2020
State	17	0	0	0	0
AC-State	0	0	0	0	0
Local	0	0	0	0	0
Sub-total State	17	0	0	0	0
Federal					
Sub-total Federal	50	0	0	0	0
Grand Total	67	0	0	0	0



2016 - 2020 Scoping and Design Projects

Transportation Planning

P.O. Box 270
Jefferson City, MO 65102

						STATE FISCAL YEAR PROJECT BUDGETING (ENGINEERING)		
						Prior Prog.	7/2015- 6/2016	7/2016- 6/2020
County: Audrain Route: MO 19 Anticipated Federal Category: S.T.P.	Job No: 2P3101	Scoping for pavement improvements from Rte. 54 south junction to 0.2 mile north of Rte. B near Montgomery City.	Fed 2	State 0	Local 0 Future Cost: 2,001 - 5,000	0	2	0
County: Knox Route: MO 15 Anticipated Federal Category: S.T.P.	Job No: 2P3103	Scoping for pavement improvements from Rte. 6 north jct. at Edina (Knox Co.) to Rte. 168 at Shelbyville (Shelby Co.).	AC-State 2	State 0	Local 0 Future Cost: 2,001 - 5,000	0	2	0
County: Knox Route: MO 6 Anticipated Federal Category: NHPP	Job No: 2P3105	Scoping for pavement improvements from Rte. 15 at Edina (Knox Co.) to Rte. DD near LaBelle (Lewis Co.).	AC-State 2	State 0	Local 0 Future Cost: 1,001 - 2,000	0	2	0
County: Lincoln Route: MO 47 Anticipated Federal Category: S.T.P.	Job No: 2P3014	Scoping for pavement and shoulder improvements from 0.3 mile west of Rtes. H and J in Troy to Rtes. A and D in Hawk Point.	AC-State 2	State 0	Local 0 Future Cost: 5,001 - 10,000	12	2	0
County: Lincoln Route: US 61 Anticipated Federal Category: NHPP	Job No: 2P3097	Scoping for pavement improvements on southbound lanes from Rte. E to the St. Charles County line near Moscow Mills.	Fed 2	State 0	Local 0 Future Cost: 2,001 - 5,000	0	2	0
County: Lincoln Route: US 61 Anticipated Federal Category: NHPP	Job No: 2P3098	Scoping for pavement improvements on northbound lanes from the St. Charles County line to Rte. V near Troy.	Fed 2	State 0	Local 0 Future Cost: 2,001 - 5,000	0	2	0
County: Lincoln Route: MO 79 Anticipated Federal Category: NHPP	Job No: 2P3085	Scoping for bridge improvements over McLean's Branch 0.1 mile south of Rte. N near Winfield. Project involves bridge K0341.	Fed 4	State 1	Local 0 Future Cost: 301 - 1,000	0	5	0



2016 - 2020 Scoping and Design Projects

Transportation Planning

P.O. Box 270
Jefferson City, MO 65102

						STATE FISCAL YEAR PROJECT BUDGETING (ENGINEERING)		
						Prior Prog.	7/2015- 6/2016	7/2016- 6/2020
County: Macon Route: US 36 Anticipated Federal Category: NHPP	Job No: 2P3099	Scoping for pavement improvements on eastbound lanes from 0.5 mile west of Rte. C to 0.1 mile east of Kellogg Ave. near Macon.	Fed 2	State 0	Local 0 Future Cost: 1,001 - 2,000	0	2	0
County: Macon Route: US 36 Anticipated Federal Category: NHPP	Job No: 2P3100	Scoping for pavement improvements on westbound lanes from 0.9 mile east of Rte. 36 to 1.7 miles west of Rte. O near Bevier.	Fed 2	State 0	Local 0 Future Cost: 2,001 - 5,000	0	2	0
County: Macon Route: US 63 Anticipated Federal Category: NHPP	Job No: 2P3042	Scoping for interchange improvements at Rte. 36 in Macon.	AC-State 2	State 0	Local 0 Future Cost: 301 - 1,000	4	2	0
County: Marion Route: US 61 Anticipated Federal Category: NHPP	Job No: 3P2226	Scoping for pavement improvements from 0.4 mile north of Rte. 168 to just north of Warren Barrett Drive in Hannibal.	Fed 2	State 0	Local 0 Future Cost: 1,001 - 2,000	29	2	0
County: Montgomery Route: MO 19 Anticipated Federal Category: NHPP	Job No: 2P3090	Scoping for bridge improvements over I-70 near New Florence. Project involves bridge A0986.	Fed 2	State 0	Local 0 Future Cost: 1,001 - 2,000	0	2	0
County: Pike Route: US 54 Anticipated Federal Category: NHPP	Job No: 3P2209	Environmental Assessment and location study for Champ Clark Bridge over Mississippi River at Louisiana. Project involves bridge K0932. Potential Design/Build project.	Fed 8	State 2	Local 0 Future Cost: 0	265	10	0
						Federal Oversight		
County: Schuyler Route: US 63 Anticipated Federal Category: NHPP	Job No: 2P2194	Scoping for bridge improvements over North Fork Middle Fabius River 1.6 miles north of Rte. 136 near Lancaster. Project involves bridge L0136.	Fed 2	State 0	Local 0 Future Cost: 301 - 1,000	16	2	0



2016 - 2020 Scoping and Design Projects

Transportation Planning

P.O. Box 270
Jefferson City, MO 65102

						STATE FISCAL YEAR PROJECT BUDGETING (ENGINEERING)		
						Prior Prog.	7/2015- 6/2016	7/2016- 6/2020
County: Scotland	Route: MO 15	Job No: 2P3089	Scoping for bridge improvements over Wyaconda River 0.1 mile south of Rte. BB near Memphis. Project involves bridge H0857.			0	2	0
Anticipated Federal Category: NHPP			Fed 2	State 0	Local 0	Future Cost: 301 - 1,000		
County: Shelby	Route: MO 15	Job No: 2P3104	Scoping for pavement improvements from Rte. 168 at Shelbyville to just north of Rte. 36 at Shelbyville.			0	2	0
Anticipated Federal Category: S.T.P.			AC-State 2	State 0	Local 0	Future Cost: 2,001 - 5,000		
		AC-State 10	Fed 30	State 3	Local 0	District Engineering Total:		
						326	43	0



2016 - 2020 Scoping and Design Projects

Transportation Planning

P.O. Box 270
Jefferson City, MO 65102

	2016	2017	2018	2019	2020
State	3	0	0	0	0
AC-State	10	0	0	0	0
Local	0	0	0	0	0
Sub-total State	13	0	0	0	0
Federal					
Sub-total Federal	30	0	0	0	0
Grand Total	43	0	0	0	0



2016 - 2020 Scoping and Design Projects

Transportation Planning

P.O. Box 270
Jefferson City, MO 65102

						STATE FISCAL YEAR PROJECT BUDGETING (ENGINEERING)		
						Prior Prog.	7/2015- 6/2016	7/2016- 6/2020
County: Johnson Route: MO 58 Anticipated Federal Category: NHPP	Job No: 4P1431	Scoping for bridge improvements over Briar Creek 2 miles south of Rte. 50. Project involves bridge K0384.	Fed 2	State 0	Local 0 Future Cost: 301 - 1,000	19	2	0
County: Lafayette Route: MO 13 Anticipated Federal Category: NHPP	Job No: 4P2333	Scoping for roadway improvements from I-70 in Higginsville to the Warrensburg north loop.	Fed 8	State 2	Local 0 Future Cost: 25,001 - 50,000	56	5	5
County: Lafayette Route: MO 131 Anticipated Federal Category: S.T.P.	Job No: 3S3041	Scoping for intersection improvements at Rte. 40 in Odessa.	Fed 4	State 0	Local 0 Future Cost: 1 - 300	188	2	2
County: Lafayette Route: IS 70 Anticipated Federal Category: NHPP	Job No: 3I3010	Scoping for bridge improvements at Rte. E. Project involves bridge A0077.	Fed 8	State 2	Local 0 Future Cost: 1,001 - 2,000 Federal Oversight	20	5	5
County: Lafayette Route: IS 70 Anticipated Federal Category: NHPP	Job No: 3I3047	Scoping for pavement improvements from Johnson Drive in Odessa to Rte. 13 in Higginsville.	Fed 8	State 2	Local 0 Future Cost: 5,001 - 10,000	0	5	5
County: Pettis Route: US 50 Anticipated Federal Category: NHPP	Job No: 5P0626	Scoping for future corridor improvements from Sedalia to west of Syracuse.	Fed 4	State 0	Local 0 Future Cost: 25,001 - 50,000 Federal Oversight	185	2	2
County: Saline Route: US 65 Anticipated Federal Category: NHPP	Job No: 3P3049	Scoping for intersection improvements at Fairground Rd. in Marshall.	Fed 60	State 15	Local 0 Future Cost: 301 - 1,000	0	75	0
County: Saline Route: IS 70 Anticipated Federal Category: NHPP	Job No: 3I3046	Scoping for pavement improvements from Rte. Y to the Blackwater River Bridge.	Fed 8	State 2	Local 0 Future Cost: 5,001 - 10,000	0	5	5



2016 - 2020 Scoping and Design Projects

Transportation Planning

P.O. Box 270
Jefferson City, MO 65102

						STATE FISCAL YEAR PROJECT BUDGETING (ENGINEERING)		
						Prior Prog.	7/2015- 6/2016	7/2016- 6/2020
County: Various	Scoping for bridge improvements at various primary locations in the rural Kansas City District.					35	2	2
Route: Various								
Anticipated Federal Category: NHPP								
			Fed 4	State 0	Local 0	Future Cost: 301 - 1,000		
	AC-State 0	Fed 106	State 23	Local 0	District Engineering Total:	503	103	26



2016 - 2020 Scoping and Design Projects

Transportation Planning

P.O. Box 270
Jefferson City, MO 65102

	2016	2017	2018	2019	2020
State	19	4	0	0	0
AC-State	0	0	0	0	0
Local	0	0	0	0	0
Sub-total State	19	4	0	0	0
Federal					
Sub-total Federal	84	22	0	0	0
Grand Total	103	26	0	0	0



2016 - 2020 Scoping and Design Projects

Transportation Planning

P.O. Box 270
Jefferson City, MO 65102

						STATE FISCAL YEAR PROJECT BUDGETING (ENGINEERING)		
						Prior Prog.	7/2015- 6/2016	7/2016- 6/2020
County: Cass Route: IS 49 Anticipated Federal Category: NHPP	Job No: 412291	Scoping for capacity improvements from 155th Street to North Cass Parkway in Belton.	Fed 8	State 2	Local 0 Future Cost: 25,001 - 50,000 Federal Oversight	72	5	5
County: Cass Route: IS 49 Anticipated Federal Category: NHPP	Job No: 413129	Scoping for interchange improvements at Rte. 58 in Belton.	Fed 40	State 10	Local 0 Future Cost: 15,001 - 25,000	0	50	0
County: Clay Route: MO 152 Anticipated Federal Category: NHPP	Job No: 453083	Scoping for interchange improvements at I-35 in Liberty. Project involves bridge A0495.	Fed 4	State 0	Local 0 Future Cost: 10,001 - 15,000 Federal Oversight	32	2	2
County: Clay Route: US 169 Anticipated Federal Category: NHPP	Job No: 453085	Scoping for bridge improvements over the Missouri River. Project involves the Broadway Bridge A4649.	Fed 2	State 0	Local 0 Future Cost: 50,001 - 75,000 Federal Oversight	225	2	0
County: Clay Route: US 169 Anticipated Federal Category: NHPP	Job No: 453088	Scoping for operational corridor improvements from I-29 to 68th Street in Kansas City.	Fed 4	State 0	Local 0 Future Cost: 10,001 - 15,000	180	2	2
County: Clay Route: IS 29 Anticipated Federal Category: NHPP	Job No: 413087	Scoping for operational corridor improvements from Rte. 210 to I-635 in Kansas City.	Fed 4	State 0	Local 0 Future Cost: 25,001 - 50,000 Federal Oversight	215	2	2
County: Clay Route: IS 29 Anticipated Federal Category: NHPP	Job No: 413120	Scoping for pavement improvements from Vivion Road to I-29/35 interchange in Kansas City.	Fed 8	State 2	Local 0 Future Cost: 2,001 - 5,000	0	5	5



2016 - 2020 Scoping and Design Projects

Transportation Planning

P.O. Box 270
Jefferson City, MO 65102

						STATE FISCAL YEAR PROJECT BUDGETING (ENGINEERING)		
						Prior Prog.	7/2015- 6/2016	7/2016- 6/2020
County: Clay	Route: MO 291	Job No: 4P3099	Scoping for corridor improvements from Ash to I-435 in Kansas City.	Fed 4	State 0	Local 0	45	2
Anticipated Federal Category: NHPP				Future Cost: 25,001 - 50,000				2
County: Clay	Route: IS 35	Job No: 4I2006	Scoping to determine need for interchange south of Rte. 92 at 19th Street in Kearney.	Fed 2	State 0	Local 0	19	2
Anticipated Federal Category: NHPP				Future Cost: 10,001 - 15,000				0
						Federal Oversight		
County: Jackson	Route: US 24	Job No: 4P3015	Scoping for bridge improvements at the Union Pacific Railroad, Drainage Ditch and Fire Prairie Creek near Buckner. Project involves bridges J0806, J0807, J0810 and J0844.	Fed 2	State 0	Local 0	24	2
Anticipated Federal Category: NHPP				Future Cost: 2,001 - 5,000				0
County: Jackson	Route: IS 29	Job No: 4I3127	Scoping for pavement improvements from Rte. 24 to I-70 in Kansas City.	Fed 8	State 2	Local 0	0	5
Anticipated Federal Category: NHPP				Future Cost: 5,001 - 10,000				5
County: Jackson	Route: MO 291	Job No: 4P3128	Scoping for pavement improvements from I-470 to Rte. 50.	Fed 8	State 2	Local 0	0	10
Anticipated Federal Category: NHPP				Future Cost: 2,001 - 5,000				0
County: Jackson	Route: IS 435	Job No: 4I2337	Scoping for corridor improvements from the Kansas State line to just west of I-49.	Fed 2	State 0	Local 0	124	2
Anticipated Federal Category: NHPP				Future Cost: 10,001 - 15,000				0
						Federal Oversight		
County: Jackson	Route: IS 435	Job No: 4I3123	Scoping for pavement improvements from Rte. W, Bannister Road, to the Kansas State line.	Fed 8	State 2	Local 0	0	5
Anticipated Federal Category: NHPP				Future Cost: 5,001 - 10,000				5
County: Jackson	Route: IS 435	Job No: 4I3126	Scoping for pavement improvements from Rte. 78 to Raytown Road in Kansas City.	Fed 8	State 2	Local 0	0	5
Anticipated Federal Category: NHPP				Future Cost: 5,001 - 10,000				5



2016 - 2020 Scoping and Design Projects

Transportation Planning

P.O. Box 270
Jefferson City, MO 65102

						STATE FISCAL YEAR PROJECT BUDGETING (ENGINEERING)		
						Prior Prog.	7/2015- 6/2016	7/2016- 6/2020
County: Jackson Route: IS 470 Anticipated Federal Category: NHPP	Job No: 4I3119	Scoping for pavement improvements from Raytown Road to Rte. 291 in Lees Summit.	Fed 8	State 2	Local 0 Future Cost: 5,001 - 10,000	0	5	5
County: Jackson Route: OR 49 Anticipated Federal Category: NHPP	Job No: 4P2237	Scoping for the conversion of the outer roads of I-49 to two-way traffic on the east outer road from Rte. 150 to Blue Ridge Boulevard and on the west outer road from Blue Ridge Boulevard to 0.5 mile north of Rte. 150 in Grandview.	Fed 88	State 22	Local 0 Future Cost: 25,001 - 50,000 Federal Oversight	865	100	10
County: Jackson Route: US 50 Anticipated Federal Category: NHPP	Job No: 4P2336	Scoping for corridor Improvements from Chipman Road to Todd George Parkway in Lee's Summit.	Fed 8	State 2	Local 0 Future Cost: 50,001 - 75,000 Federal Oversight	360	5	5
County: Jackson Route: US 50 Anticipated Federal Category: NHPP	Job No: 4P3009	Scoping for bridge improvements at Chipman Road in Lee's Summit. Project involves bridges A3262 and A2482.	Fed 8	State 2	Local 0 Future Cost: 1,001 - 2,000	17	5	5
County: Jackson Route: US 50 Anticipated Federal Category: State	Job No: 4P3096B	Scoping for interchange improvements at 3rd Street in Lee's Summit.	Fed 0	State 10	Local 0 Future Cost: 1,001 - 2,000	210	5	5
County: Jackson Route: IS 70 Anticipated Federal Category: NHPP	Job No: 4I1486C	Second tier environmental impact statement from the downtown loop in Kansas City to west of the I-435 interchange.	Fed 4	State 1	Local 0 Future Cost: > 100,000 Federal Oversight	2,480	5	0



2016 - 2020 Scoping and Design Projects

Transportation Planning

P.O. Box 270
Jefferson City, MO 65102

						STATE FISCAL YEAR PROJECT BUDGETING (ENGINEERING)		
						Prior Prog.	7/2015- 6/2016	7/2016- 6/2020
County: Jackson Route: IS 70 Anticipated Federal Category: NHPP	Job No: 411597C	Scoping for interchange improvements at I-435 within the limits of Kansas City.	Fed 9	State 1	Local 0 Future Cost: 25,001 - 50,000 Federal Oversight	1,757	10	0
County: Jackson Route: IS 70 Anticipated Federal Category: NHPP	Job No: 412293	Scoping for capacity improvements from Rte. 7 in Blue Springs to Rte. F in Oak Grove.	Fed 13	State 2	Local 0 Future Cost: 50,001 - 75,000 Federal Oversight	85	5	10
County: Jackson Route: IS 70 Anticipated Federal Category: NHPP	Job No: 413024	Scoping for bridge improvements on overhead structures at various locations.	Fed 8	State 2	Local 0 Future Cost: 15,001 - 25,000 Federal Oversight	40	5	5
County: Jackson Route: IS 70 Anticipated Federal Category: NHPP	Job No: 413124	Scoping for pavement improvements from Manchester Trafficway to Sterling Road in Kansas City.	Fed 8	State 2	Local 0 Future Cost: 5,001 - 10,000	0	5	5
County: Jackson Route: IS 70 Anticipated Federal Category: NHPP	Job No: 413125	Scoping for pavement improvements from the Kansas State line to Manchester Trafficway.	Fed 8	State 2	Local 0 Future Cost: 5,001 - 10,000	0	5	5
County: Platte Route: IS 29 Anticipated Federal Category: NHPP	Job No: 413086	Scoping to improve interchange at Rte. 45 in Kansas City. Project involves bridge A1159.	Fed 96	State 24	Local 0 Future Cost: 1,001 - 2,000 Federal Oversight	45	100	20
County: Platte Route: IS 435 Anticipated Federal Category: NHPP	Job No: 413122	Scoping for pavement improvements from I-29 to Cookingham Drive in Kansas City.	Fed 8	State 2	Local 0 Future Cost: 5,001 - 10,000	0	5	5



2016 - 2020 Scoping and Design Projects

Transportation Planning

P.O. Box 270
Jefferson City, MO 65102

						STATE FISCAL YEAR PROJECT BUDGETING (ENGINEERING)		
						Prior Prog.	7/2015- 6/2016	7/2016- 6/2020
County: Various	Scoping for bridge improvements at various locations in the urban Kansas City District.					45	5	5
Route: Various	Job No: 4P3093		Fed 8	State 2	Local 0			
Anticipated Federal Category: NHPP						Future Cost: 2,001 - 5,000		
	AC-State 0	Fed 386	State 98	Local 0	District Engineering Total:	6,840	366	118



2016 - 2020 Scoping and Design Projects

Transportation Planning

P.O. Box 270
Jefferson City, MO 65102

	2016	2017	2018	2019	2020
State	73	25	0	0	0
AC-State	0	0	0	0	0
Local	0	0	0	0	0
Sub-total State	73	25	0	0	0
Federal					
Sub-total Federal	293	93	0	0	0
Grand Total	366	118	0	0	0



2016 - 2020 Scoping and Design Projects

Transportation Planning

P.O. Box 270
Jefferson City, MO 65102

						STATE FISCAL YEAR PROJECT BUDGETING (ENGINEERING)		
						Prior Prog.	7/2015- 6/2016	7/2016- 6/2020
County: Boone Route: MO 124 Anticipated Federal Category: NHPP	Job No: 5S3053	Scoping for bridge improvements over Grindstone Creek, 0.5 mile east of Hopper Road. Project involves bridge S0352.	Fed 1	State 0	Local 0 Future Cost: 301 - 1,000	20	1	0
County: Boone Route: RP IS70W TO LP70W Anticipated Federal Category: NHPP	Job No: 5I3107	Scoping for bridge improvements over I-70 in Columbia. Project involves bridge L0928.	Fed 9	State 1	Local 0 Future Cost: 2,001 - 5,000	0	10	0
County: Boone Route: MO 740 Anticipated Federal Category: S.T.P.	Job No: 5S0636	Scoping for extension of corridor from Rte. 63 to I-70 at Lake of the Woods in Columbia.	Fed 8	State 2	Local 0 Future Cost: 50,001 - 75,000 Federal Oversight	1,578	10	0
County: Callaway Route: US 54 Anticipated Federal Category: NHPP	Job No: 5P3119	Scoping for preventative maintenance on bridges L0964, H0284, A2109, A2110, A2111, A2112, A2911, and A2913 near Fulton.	Fed 16	State 4	Local 0 Future Cost: 2,001 - 5,000	0	20	0
County: Callaway Route: OR 70 Anticipated Federal Category: NHPP	Job No: 5S3055	Scoping for bridge improvements over Whetstone Creek east of Rte. Z. Project involves bridge G0701.	Fed 1	State 0	Local 0 Future Cost: 301 - 1,000	32	1	0
County: Callaway Route: RT O Anticipated Federal Category: NHPP	Job No: 5S3058	Scoping for bridge improvements over Crows Fork Creek and Auxvasse Creek east of Fulton. Project involves bridges A1959 and A1960.	Fed 1	State 0	Local 0 Future Cost: 301 - 1,000	15	1	0
County: Camden Route: MO 5 Anticipated Federal Category: NHPP	Job No: 5P3126	Scoping for pavement improvements on the southbound and northbound lanes from 0.6 mile north of Pier Thirty One Road to near Rte. 7 south junction.	Fed 8	State 2	Local 0 Future Cost: 1,001 - 2,000	0	10	0



2016 - 2020 Scoping and Design Projects

Transportation Planning

P.O. Box 270
Jefferson City, MO 65102

						STATE FISCAL YEAR PROJECT BUDGETING (ENGINEERING)		
						Prior Prog.	7/2015- 6/2016	7/2016- 6/2020
County: Camden Route: US 54 Anticipated Federal Category: NHPP	Job No: 5P3125	Scoping for pavement improvements from Hickory County to 0.2 mile west of Sunny Slope Drive near Camdenton.	Fed 20	State 5	Local 0 Future Cost: 2,001 - 5,000	0	25	0
County: Camden Route: RT J Anticipated Federal Category: NHPP	Job No: 5S0276	Scoping for bridge improvements over Niangua and Rainwater Branch 3.6 miles south of Rte. 7. Project involves bridges S-391 and S-392.	Fed 1	State 0	Local 0 Future Cost: 2,001 - 5,000	27	1	0
County: Camden Route: RT V Anticipated Federal Category: NHPP	Job No: 5S3051	Scoping for bridge improvements over Linn Creek in Linn Creek. Project involves bridge W0251.	Fed 1	State 0	Local 0 Future Cost: 301 - 1,000	20	1	0
County: Cole Route: US 50 Anticipated Federal Category: NHPP	Job No: 5P3056	Scoping for intersection improvements at Liberty Road in Jefferson City.	Fed 6	State 2	Local 0 Future Cost: 301 - 1,000	12	8	0
County: Cole Route: US 50 Anticipated Federal Category: NHPP	Job No: 5P3127	Scoping for pavement improvements on the eastbound and westbound lanes from the Moreau River at Jefferson City to near the Osage River.	Fed 16	State 4	Local 0 Future Cost: 2,001 - 5,000	0	20	0
County: Cole Route: US 54 Anticipated Federal Category: NHPP	Job No: 5P3118	Scoping for pavement improvements on the eastbound and westbound lanes from near Stadium Boulevard in Jefferson City to the Missouri River.	Fed 8	State 2	Local 0 Future Cost: 301 - 1,000	0	10	0
County: Cole Route: US 54 Anticipated Federal Category: NHPP	Job No: 5P3121	Scoping for pavement improvements on the eastbound and westbound lanes from Rte. E. to near Stadium Boulevard in Jefferson City.	Fed 20	State 5	Local 0 Future Cost: 2,001 - 5,000	0	25	0
County: Cole Route: US 54 Anticipated Federal Category: NHPP	Job No: 5P3128	Scoping for pavement improvements on the eastbound and westbound lanes from Miller County to Rte E.	Fed 20	State 5	Local 0 Future Cost: 2,001 - 5,000	0	25	0



2016 - 2020 Scoping and Design Projects

Transportation Planning

P.O. Box 270
Jefferson City, MO 65102

						STATE FISCAL YEAR PROJECT BUDGETING (ENGINEERING)		
						Prior Prog.	7/2015- 6/2016	7/2016- 6/2020
County: Cole Route: RT B Anticipated Federal Category: Safety	Job No: 5S2234	Scoping for safety improvements at the intersection of Rte. M and Rte. W in Wardsville.	Fed 4	State 1	Local 0 Future Cost: 301 - 1,000	35	5	0
County: Cooper Route: IS 70 Anticipated Federal Category: NHPP	Job No: 5I3000	Scoping for partial repainting of bridge and replacement of expansion devices over the Missouri River. Project involves bridge L0962.	Fed 2	State 0	Local 0 Future Cost: 5,001 - 10,000	49	2	0
County: Cooper Route: IS 70 Anticipated Federal Category: NHPP	Job No: 5I3136	Scoping for replacement of median drainage culverts in Cooper, Boone and Callaway Counties.	Fed 334	State 37	Local 0 Future Cost: 2,001 - 5,000	0	371	0
County: Cooper Route: RT M Anticipated Federal Category: NHPP	Job No: 5S3076	Scoping for bridge improvements over the Lamine River. Project involves bridge G0366.	Fed 1	State 0	Local 0 Future Cost: 1,001 - 2,000	20	1	0
County: Crawford Route: MO 19 Anticipated Federal Category: NHPP	Job No: 5S3040	Scoping for bridge improvements over Crooked Creek, 2 miles north of Rte. VV. Project involves bridge H0732.	Fed 2	State 0	Local 0 Future Cost: 301 - 1,000	16	1	1
County: Dent Route: MO 32 Anticipated Federal Category: NHPP	Job No: 5P3104	Scoping for bridge improvements over Dry Valley Creek. Project involves bridge J0216.	Fed 8	State 2	Local 0 Future Cost: 301 - 1,000	0	10	0
County: Gasconade Route: MO 100 Anticipated Federal Category: NHPP	Job No: 5P3099	Scoping for bridge improvements over Little Berger Creek. Project involves bridge K0160.	Fed 4	State 1	Local 0 Future Cost: 301 - 1,000	0	5	0
County: Laclede Route: MO 32 Anticipated Federal Category: S.T.P.	Job No: 5P3124	Scoping for pavement improvements from Rte. 5 in Laclede County to Rte. 17 in Texas County.	Fed 8	State 2	Local 0 Future Cost: 1,001 - 2,000	0	10	0



2016 - 2020 Scoping and Design Projects

Transportation Planning

P.O. Box 270
Jefferson City, MO 65102

						STATE FISCAL YEAR PROJECT BUDGETING (ENGINEERING)		
						Prior Prog.	7/2015- 6/2016	7/2016- 6/2020
County: Laclede Route: IS 44 Anticipated Federal Category: NHPP	Job No: 9I2167	Scoping for pavement improvements on the eastbound and westbound lanes from near the Laclede County line to 0.2 mile west of Sugar Tree Road.	Fed 45	State 5	Local 0 Future Cost: 10,001 - 15,000	52	50	0
County: Laclede Route: MO 5 Anticipated Federal Category: S.T.P.	Job No: 5P3123	Scoping for pavement improvements from Rte. 32 to Rte. C.	Fed 4	State 1	Local 0 Future Cost: 301 - 1,000	0	5	0
County: Maries Route: MO 42 Anticipated Federal Category: NHPP	Job No: 5P3106	Scoping for bridge improvements over Little Maries River. Project involves bridge A2531.	Fed 4	State 1	Local 0 Future Cost: 301 - 1,000	0	5	0
County: Maries Route: US 63 Anticipated Federal Category: NHPP	Job No: 5P3114	Scoping for pavement improvements from north of Rte. 28 south junction to Phelps County.	Fed 8	State 2	Local 0 Future Cost: 1,001 - 2,000	0	10	0
County: Maries Route: MO 68 Anticipated Federal Category: NHPP	Job No: 5P3122	Scoping for bridge improvements over Coppedge Creek and Lanes Creek Fork. Project involves bridges A3405 and A3406.	Fed 4	State 1	Local 0 Future Cost: 301 - 1,000	0	5	0
County: Miller Route: MO 52 Anticipated Federal Category: NHPP	Job No: 5P3102	Scoping for bridge improvements over Rte. 54 at Eldon. Project involves bridge A2810.	Fed 4	State 1	Local 0 Future Cost: 301 - 1,000	0	5	0
County: Miller Route: MO 52 Anticipated Federal Category: NHPP	Job No: 5P3108	Scoping for bridge painting over Rte. 54 at Eldon. Project involves bridge A2810.	Fed 1	State 0	Local 0 Future Cost: 1 - 300	0	1	0
County: Moniteau Route: US 50 Anticipated Federal Category: NHPP	Job No: 5P0629	Scoping for corridor improvements from west of Tipton to east of Tipton.	Fed 162	State 41	Local 0 Future Cost: 15,001 - 25,000 Federal Oversight	805	20	183



2016 - 2020 Scoping and Design Projects

Transportation Planning

P.O. Box 270
Jefferson City, MO 65102

						STATE FISCAL YEAR PROJECT BUDGETING (ENGINEERING)		
						Prior Prog.	7/2015- 6/2016	7/2016- 6/2020
County: Moniteau	Scoping for corridor improvements from east of Tipton to west of California.	Fed	State	Local		690	20	100
Route: US 50	Job No: 5P0630	96	24	0				
Anticipated Federal Category: NHPP					Future Cost: 15,001 - 25,000			
					Federal Oversight			
County: Morgan	Scoping for pavement improvements from Rte. 5 west junction at Versailles to Aurora Street at Eldon.	Fed	State	Local		0	25	0
Route: MO 52	Job No: 5P3117	20	5	0				
Anticipated Federal Category: S.T.P.					Future Cost: 2,001 - 5,000			
County: Morgan	Scoping for corridor improvements from west of Syracuse to west of Tipton.	Fed	State	Local		628	20	143
Route: US 50	Job No: 5P0628	130	33	0				
Anticipated Federal Category: NHPP					Future Cost: 15,001 - 25,000			
					Federal Oversight			
County: Osage	Scoping for corridor improvements from County Road 604 west of Linn to Rte. 89 northeast of Linn.	Fed	State	Local		40	60	60
Route: US 50	Job No: 5P0639	96	24	0				
Anticipated Federal Category: NHPP					Future Cost: 25,001 - 50,000			
					Federal Oversight			
County: Osage	Scoping for corridor improvements from Rte. 50 to south of Westphalia.	Fed	State	Local		155	60	60
Route: US 63	Job No: 5P0950B	96	24	0				
Anticipated Federal Category: NHPP					Future Cost: 25,001 - 50,000			
					Federal Oversight			
County: Phelps	Scoping for pavement improvements on eastbound lanes from Rte. 68 at St. James to 1.2 miles east of Rte. F.	Fed	State	Local		13	1	0
Route: IS 44	Job No: 9I2230	1	0	0				
Anticipated Federal Category: NHPP					Future Cost: 2,001 - 5,000			
County: Phelps	Scoping for pavement improvements from 0.8 mile north of I-44 to 0.7 mile south of Rte. CC at Rolla.	Fed	State	Local		0	20	0
Route: US 63	Job No: 5P3116	16	4	0				
Anticipated Federal Category: NHPP					Future Cost: 2,001 - 5,000			



2016 - 2020 Scoping and Design Projects

Transportation Planning

P.O. Box 270
Jefferson City, MO 65102

						STATE FISCAL YEAR PROJECT BUDGETING (ENGINEERING)		
						Prior Prog.	7/2015- 6/2016	7/2016- 6/2020
County: Phelps Route: US 63 Anticipated Federal Category: NHPP	Job No: 5P3129	Scoping for ADA improvements from 0.8 mile north of I-44 to 0.7 mile south of Rte. CC at Rolla.	Fed 2	State 1	Local 0 Future Cost: 1 - 300	0	3	0
County: Phelps Route: MO 68 Anticipated Federal Category: S.T.P.	Job No: 5P3030	Scoping for ADA improvements from 0.3 mile west of I-44 to near West Johnson Street.	Fed 4	State 1	Local 0 Future Cost: 301 - 1,000	0	5	0
County: Phelps Route: MO 68 Anticipated Federal Category: NHPP	Job No: 5P3120	Scoping for pavement improvements from 0.3 mile west of I-44 to Rte. 8 east junction.	Fed 4	State 1	Local 0 Future Cost: 301 - 1,000	0	5	0
County: Phelps Route: RT B Anticipated Federal Category: NHPP	Job No: 5S3041	Scoping for bridge improvements over the Bourbeuse River, near the Gasconade County line. Project involves bridge X0008.	Fed 2	State 0	Local 0 Future Cost: 1,001 - 2,000	14	1	1
County: Phelps Route: RT C Anticipated Federal Category: S.T.P.	Job No: 5S3038	Scoping for low water crossing improvements 5.4 miles north of I-44.	Fed 36	State 9	Local 0 Future Cost: 301 - 1,000	6	5	40
County: Phelps Route: RT C Anticipated Federal Category: S.T.P.	Job No: 5S3039	Scoping for culvert replacement 4.1 miles north of I-44.	Fed 36	State 9	Local 0 Future Cost: 301 - 1,000	5	5	40
County: Pulaski Route: MO 7 Anticipated Federal Category: NHPP	Job No: 5P3100	Scoping for bridge improvements over the Gasconade River. Project involves bridge A0843.	Fed 4	State 1	Local 0 Future Cost: 1,001 - 2,000	0	5	0
County: Pulaski Route: MO 7 Anticipated Federal Category: NHPP	Job No: 5P3109	Scoping for bridge painting over the Gasconade River. Project involves bridge A0843.	Fed 4	State 1	Local 0 Future Cost: 301 - 1,000	0	5	0



2016 - 2020 Scoping and Design Projects

Transportation Planning

P.O. Box 270
Jefferson City, MO 65102

						STATE FISCAL YEAR PROJECT BUDGETING (ENGINEERING)		
						Prior Prog.	7/2015- 6/2016	7/2016- 6/2020
County: Pulaski Route: RT H Anticipated Federal Category: S.T.P.	Job No: 5S3073	Scoping for capacity improvements at the intersection of Rte. H and Southside Road in Waynesville.	Fed 2	State 0	Local 0 Future Cost: 1 - 300	4	2	0
County: Various Route: Various Anticipated Federal Category: NHPP	Job No: 5P3044	Scoping for pavement improvements on various primary routes in the Central District.	Fed 16	State 4	Local 0 Future Cost: 15,001 - 25,000	4	20	0
County: Various Route: Various Anticipated Federal Category: NHPP	Job No: 5P3045	Scoping for pavement improvements on various primary routes in the Central District.	Fed 8	State 2	Local 0 Future Cost: 25,001 - 50,000	4	10	0
County: Various Route: Various Anticipated Federal Category: S.T.P.	Job No: 5S3081	Scoping for slide repairs in the northern portion of the Central District.	Fed 8	State 2	Local 0 Future Cost: 2,001 - 5,000	45	10	0
County: Various Route: Various Anticipated Federal Category: S.T.P.	Job No: 5S3082	Scoping for slide repairs in the southern portion of the Central District.	Fed 8	State 2	Local 0 Future Cost: 2,001 - 5,000	45	10	0
County: Washington Route: MO 32 Anticipated Federal Category: NHPP	Job No: 5P3105	Scoping for bridge improvements over Cedar Creek. Project involves bridge J0987.	Fed 8	State 2	Local 0 Future Cost: 1,001 - 2,000	0	10	0
County: Washington Route: MO 8 Anticipated Federal Category: NHPP	Job No: 5P3115	Scoping for pavement improvements from Rte. AA to St. Francois County.	Fed 16	State 4	Local 0 Future Cost: 2,001 - 5,000	0	20	0
AC-State 0			Fed 1,344	State 280	Local 0 District Engineering Total:	4,334	996	628



2016 - 2020 Scoping and Design Projects

Transportation Planning

P.O. Box 270
Jefferson City, MO 65102

	2016	2017	2018	2019	2020
State	154	126	0	0	0
AC-State	0	0	0	0	0
Local	0	0	0	0	0
Sub-total State	154	126	0	0	0
Federal					
Sub-total Federal	842	502	0	0	0
Grand Total	996	628	0	0	0



2016 - 2020 Scoping and Design Projects

Transportation Planning

P.O. Box 270
Jefferson City, MO 65102

						STATE FISCAL YEAR PROJECT BUDGETING (ENGINEERING)		
						Prior Prog.	7/2015- 6/2016	7/2016- 6/2020
County: Franklin Route: IS 44 Anticipated Federal Category: NHPP	Job No: 6I2011B	Scoping for pavement improvements from Pin Oak Creek to Rte. 100 West.	Fed 2	State 0	Local 0 Future Cost: 25,001 - 50,000	65	2	0
County: Franklin Route: IS 44 Anticipated Federal Category: NHPP	Job No: 6I2073	Scoping for interchange improvements from Pin Oak Creek/Rte. O to 2.8 miles west of Rte. 50. Project involves bridges L0865, L0866 and L0931.	Fed 4	State 1	Local 0 Future Cost: 25,001 - 50,000 Federal Oversight	298	5	0
County: Franklin Route: IS 44 Anticipated Federal Category: NHPP	Job No: 6I3116	Scoping for bridge improvements on eastbound bridge over Rte. 50. Project involves bridge L0931.	Fed 12	State 3	Local 0 Future Cost: 2,001 - 5,000	0	10	5
County: Franklin Route: US 50 Anticipated Federal Category: S.T.P.	Job No: 6P2350	Scoping for improvements at the Rte. AT intersection from Birch Creek to I-44.	Fed 4	State 1	Local 0 Future Cost: 10,001 - 15,000	50	5	0
County: Jefferson Route: MO 21 Anticipated Federal Category: NHPP	Job No: 6P0876R	Scoping for drainage improvements between Old Rte. 21 and Klable Road.	Fed 18	State 5	Local 0 Future Cost: 1,001 - 2,000	123	23	0
County: Jefferson Route: MO 21 Anticipated Federal Category: Safety	Job No: 6P2345	Scoping for intersection improvements at Rte. 110.	Fed 4	State 1	Local 0 Future Cost: 1,001 - 2,000	165	5	0
County: Jefferson Route: RT V Anticipated Federal Category: S.T.P.	Job No: 6S3089	Scoping for drainage improvements near Hardin Road.	Fed 1	State 0	Local 0 Future Cost: 301 - 1,000	90	1	0
County: St. Charles Route: MO 370 Anticipated Federal Category: S.T.P.	Job No: 6P2325	Scoping for bridge improvements at Rte. 94. Project involves bridges A4999 and A5109.	Fed 1	State 0	Local 0 Future Cost: 301 - 1,000	53	1	0



2016 - 2020 Scoping and Design Projects

Transportation Planning

P.O. Box 270
Jefferson City, MO 65102

						STATE FISCAL YEAR PROJECT BUDGETING (ENGINEERING)		
						Prior Prog.	7/2015- 6/2016	7/2016- 6/2020
County: St. Charles Route: US 67 Anticipated Federal Category: NHPP		Job No: 6P2433 Scoping for pavement improvements and relocate southbound Rte. 67 to the east from the Mississippi River to Lincoln Shields South Access. <div>Fed 1</div> <div>State 0</div> <div>Local 0</div> <div>Future Cost: 1,001 - 2,000</div>				341	1	0
County: St. Charles Route: IS 70 Anticipated Federal Category: NHPP		Job No: 6I0624 Scoping for grading, paving, bridge, outer road, signals and signing for relocation of I-70 from 0.3 mile east of Wentzville Parkway to Rte. Z. Project involves bridges A4320 and A4323. <div>Fed 1</div> <div>State 0</div> <div>Local 0</div> <div>Future Cost: 15,001 - 25,000</div> <div>Federal Oversight</div>				1,256	1	0
County: St. Charles Route: OR 70 Anticipated Federal Category: S.T.P.		Job No: 6I2240 Scoping for pavement improvements from Rte. 79 to Rte. 94. Six disconnected sections - south outer road from Rte. 94 to Zumbahl Road, south outer road from Zumbahl Road to Cave Springs, south outer road from Cave Springs to Rte. 370, south outer road west of Mid Rivers Mall Drive to end of state maintenance and north outer road from Zumbahl Road and Rte. 370 (two segments). <div>Fed 1</div> <div>State 0</div> <div>Local 0</div> <div>Future Cost: 2,001 - 5,000</div>				163	1	0
County: St. Charles Route: IS 70 Anticipated Federal Category: NHPP		Job No: 6I2418 Scoping for interchange improvements at Rte. K. Future Cost Share project with O'Fallon. Maximum Cost Share funds \$3,878,533. Project involves bridge L0710. <div>Fed 1</div> <div>State 0</div> <div>Local 0</div> <div>Future Cost: 5,001 - 10,000</div> <div>Federal Oversight</div>				91	1	0
County: St. Charles Route: IS 70 Anticipated Federal Category: S.T.P.		Job No: 6I3038 Environmental study from I-64 in St. Charles County to east of the reversible lanes in St. Louis City. First tier EIS. <div>Fed 2</div> <div>State 0</div> <div>Local 0</div> <div>Future Cost: 0</div> <div>Federal Oversight</div>				1,502	2	0
County: St. Louis Route: MO 115 Anticipated Federal Category: S.T.P.		Job No: 6S3054 Scoping for pavement improvements from Keinlen Avenue to Rte. U and Hanley Road to I-70. <div>Fed 1</div> <div>State 0</div> <div>Local 0</div> <div>Future Cost: 1,001 - 2,000</div>				60	1	0



2016 - 2020 Scoping and Design Projects

Transportation Planning

P.O. Box 270
Jefferson City, MO 65102

						STATE FISCAL YEAR PROJECT BUDGETING (ENGINEERING)		
						Prior Prog.	7/2015- 6/2016	7/2016- 6/2020
County: St. Louis Route: MO 180 Anticipated Federal Category: NHPP	Job No: 6S3048	Scoping for pavement improvements from I-270 to San Carlos Lane.	Fed 1	State 0	Local 0 Future Cost: 2,001 - 5,000	11	1	0
County: St. Louis Route: MO 180 Anticipated Federal Category: NHPP	Job No: 6S3049	Scoping for pavement improvements from San Carlos Avenue to St. Louis City limits.	Fed 1	State 0	Local 0 Future Cost: 2,001 - 5,000	11	1	0
County: St. Louis Route: IS 270 Anticipated Federal Category: NHPP	Job No: 6I2090	Scoping for bridge improvements over Conway Road. Project involves bridge A1052.	Fed 1	State 0	Local 0 Future Cost: 15,001 - 25,000 Federal Oversight	339	1	0
County: St. Louis Route: IS 270 Anticipated Federal Category: S.T.P.	Job No: 6I3020	Environmental study from I-70 to west of the Mississippi River. Potential Design/Build project.	Fed 2	State 0	Local 0 Future Cost: 0 Federal Oversight	2,504	2	0
County: St. Louis Route: IS 44 Anticipated Federal Category: Earmark	Job No: 6I3029	Scoping for bridge and interchange improvements at I-270 from Rte. 366 overpass to Mraz overpass. Design/Build project. \$2,000,000 FY 2012 Interstate Maintenance Discretionary grant. Project involves bridges L0623 and A2643.	Fed 1	State 0	Local 0 Future Cost: 50,001 - 75,000 Federal Oversight	2,000	1	0
County: St. Louis Route: OR 64 Anticipated Federal Category: S.T.P.	Job No: 6S3091	Scoping for intersection improvements at I-64 outer road intersection with Woods Mill Rd. Project involves bridge A4705.	Fed 1	State 0	Local 0 Future Cost: 301 - 1,000	60	1	0
County: St. Louis Route: US 67 Anticipated Federal Category: S.T.P.	Job No: 6Q2039F	Scoping for ITS system preservation, repair and upgrades at the Lindbergh Tunnel.	Fed 1	State 0	Local 0 Future Cost: 301 - 1,000	337	1	0



2016 - 2020 Scoping and Design Projects

Transportation Planning

P.O. Box 270
Jefferson City, MO 65102

						STATE FISCAL YEAR PROJECT BUDGETING (ENGINEERING)		
						Prior Prog.	7/2015- 6/2016	7/2016- 6/2020
County: St. Louis Route: RT AC Anticipated Federal Category: S.T.P.	Job No: 6S3057	Scoping for pavement improvements at Rte. 67 intersection.	Fed 1	State 0	Local 0 Future Cost: 1 - 300	11	1	0
County: St. Louis City Route: IS 44 Anticipated Federal Category: NHPP	Job No: 6I3034	Scoping for pavement and bridge improvements from west of Kingshighway Boulevard to I-55. Project involves bridges A2258, A2255, A2600, A2165, A2164, A2163, A5822, A5823 and A2386.	Fed 1	State 0	Local 0 Future Cost: 50,001 - 75,000	210	1	0
County: St. Louis City Route: IS 64 Anticipated Federal Category: NHPP	Job No: 6I2222	Scoping for interchange improvements at 22nd Street. Project involves bridges A1523, A1528 and A0840.	Fed 4	State 1	Local 0 Future Cost: 15,001 - 25,000 Federal Oversight	1,607	5	0
County: St. Louis City Route: IS 64 Anticipated Federal Category: NHPP	Job No: 6I2223	Scoping for bridge improvements on the westbound I-64 on-ramp at 14th Street. Project includes bridge A1520.	Fed 1	State 0	Local 0 Future Cost: 301 - 1,000 Federal Oversight	44	1	0
County: Various Route: Various Anticipated Federal Category: State	Job No: 6I3018B	Surveying to sell excess right of way parcels in St. Louis District for 2015.	Fed 0	State 1	Local 0 Future Cost: 0	100	1	0
County: Various Route: Various Anticipated Federal Category: S.T.P.	Job No: 6P3024	Scoping for future project estimates on various routes in the St. Louis district.	Fed 1	State 0	Local 0 Future Cost: 301 - 1,000	102	1	0
County: Various Route: Various Anticipated Federal Category: S.T.P.	Job No: 6S3090	Scoping for drainage, erosion and slide repair throughout the St. Louis District.	Fed 1	State 0	Local 0 Future Cost: 301 - 1,000	50	1	0
AC-State 0						District Engineering Total:		
Fed 70						11,643	78	5
State 13								
Local 0								



2016 - 2020 Scoping and Design Projects

Transportation Planning

P.O. Box 270
Jefferson City, MO 65102

	2016	2017	2018	2019	2020
State	12	1	0	0	0
AC-State	0	0	0	0	0
Local	0	0	0	0	0
Sub-total State	12	1	0	0	0
Federal					
Sub-total Federal	66	4	0	0	0
Grand Total	78	5	0	0	0



2016 - 2020 Scoping and Design Projects

Transportation Planning

P.O. Box 270
Jefferson City, MO 65102

						STATE FISCAL YEAR PROJECT BUDGETING (ENGINEERING)		
						Prior Prog.	7/2015- 6/2016	7/2016- 6/2020
County: Barton Route: IS 49 Anticipated Federal Category: NHPP	Job No: 713083	Scoping for pavement improvements from Rte. 160 to I-44.	Fed 6	State 0	Local 0 Future Cost: 10,001 - 15,000	0	2	4
County: Bates Route: IS 49 Anticipated Federal Category: Bridge	Job No: 713050	Scoping for southbound bridge improvement over the Bates County Drainage Ditch. Project involves bridge A1143.	Fed 6	State 0	Local 0 Future Cost: 2,001 - 5,000	0	2	4
County: Henry Route: MO 13 Anticipated Federal Category: NHPP	Job No: 4P1117	Scoping for corridor improvements from Johnson County to 1.7 miles north of Clinton. Right of way in SFY 1999 for hardship acquisition.	Fed 6	State 0	Local 0 Future Cost: 25,001 - 50,000 Federal Oversight	20	2	4
County: Henry Route: MO 13 Anticipated Federal Category: NHPP	Job No: 7P3043	Scoping for passing lane improvements on various major routes throughout the Southwest District.	Fed 4	State 0	Local 0 Future Cost: 15,001 - 25,000 Federal Oversight	4	2	2
County: Jasper Route: IS 44 Anticipated Federal Category: NHPP	Job No: 712216	Scoping for pavement improvements from 1.5 miles east of Rte. 37 to 0.5 mile west of County Road 1010.	Fed 6	State 0	Local 0 Future Cost: 2,001 - 5,000	106	2	4
County: Jasper Route: LP 49 Anticipated Federal Category: NHPP	Job No: 7P0752	Scoping for roadway improvements from Rte. 171 (MacArthur Boulevard) to 13th Street in Webb City.	Fed 6	State 0	Local 0 Future Cost: 2,001 - 5,000	187	2	4
County: Jasper Route: IS 49 Anticipated Federal Category: NHPP	Job No: 7P0797M	Scoping for roadway improvements from Rte. V near Carthage to Rte. FF (32nd Street) in Joplin.	Fed 6	State 0	Local 0 Future Cost: 25,001 - 50,000 Federal Oversight	134	2	4



2016 - 2020 Scoping and Design Projects

Transportation Planning

P.O. Box 270
Jefferson City, MO 65102

						STATE FISCAL YEAR PROJECT BUDGETING (ENGINEERING)		
						Prior Prog.	7/2015- 6/2016	7/2016- 6/2020
County: Jasper Route: MO 66 Anticipated Federal Category: S.T.P.	Job No: 752185	Scoping for roadway improvements on Seventh Street from 0.5 mile west of Rte. P to 0.1 mile west of Bus. 71 in Joplin.	Fed 6	State 0	Local 0 Future Cost: 25,001 - 50,000 Federal Oversight	234	2	4
County: Jasper Route: RT HH Anticipated Federal Category: S.T.P.	Job No: 750746	Scoping for capacity improvements from Rte. 71 to Rte. 571.	Fed 2	State 0	Local 0 Future Cost: 2,001 - 5,000	4	2	0
County: Jasper Route: RT TT Anticipated Federal Category: S.T.P.	Job No: 7P2193B	Scoping for pedestrian improvements and ADA accommodations on Newman Road from Loop 49 (Range Line Road) to Duquesne Road and on Loop 49 (Range Line Road) from 0.1 mile north of Newman Road to Northpark Lane. Project involves bridge L0832.	Fed 6	State 0	Local 0 Future Cost: 1 - 300	34	2	4
County: Jasper Route: Various Anticipated Federal Category: Earmark	Job No: 7P0847	Location and environmental study for new north/south corridor on west side of Joplin metropolitan area. FFY 2006 Appropriations Bill, Sec. 112. \$118,800 from two separate Earmarks, Demo ID MO181 and MO198.	Fed 40	State 10	Local 0 Future Cost: 1 - 300 Federal Oversight	1,921	25	25
County: Jasper Route: RT Z Anticipated Federal Category: S.T.P.	Job No: 752183	Scoping for pedestrian improvements and ADA accommodations from Harley Street to Karen Drive in Carl Junction.	Fed 6	State 0	Local 0 Future Cost: 2,001 - 5,000	21	2	4
County: Lawrence Route: IS 44 Anticipated Federal Category: NHPP	Job No: 712217	Scoping for pavement improvements from 0.8 mile west of Rte. 97 to 0.4 mile east of Rte. 39.	Fed 4	State 0	Local 0 Future Cost: 2,001 - 5,000	212	2	2
County: Lawrence Route: IS 44 Anticipated Federal Category: NHPP	Job No: 712218	Scoping for pavement improvements from 0.4 mile east of Rte. 39 to 1.6 miles east of Rte. 96.	Fed 6	State 0	Local 0 Future Cost: 5,001 - 10,000	184	2	4



2016 - 2020 Scoping and Design Projects

Transportation Planning

P.O. Box 270
Jefferson City, MO 65102

						STATE FISCAL YEAR PROJECT BUDGETING (ENGINEERING)		
						Prior Prog.	7/2015- 6/2016	7/2016- 6/2020
County: Lawrence Route: BU 60 Anticipated Federal Category: NHPP	Job No: 753000	Scoping for bridge improvements over BNSF Railway. Project involves bridge H0787.	Fed 6	State 0	Local 0 Future Cost: 2,001 - 5,000	414	2	4
County: Newton Route: MO 43 Anticipated Federal Category: S.T.P.	Job No: 753045	Scoping for roadway improvements on Hearnes Boulevard from Rte. FF (32nd Street) to I-44.	Fed 6	State 0	Local 0 Future Cost: 2,001 - 5,000	4	2	4
County: Newton Route: IS 44 Anticipated Federal Category: NHPP	Job No: 713084	Scoping for pavement improvements from Loop 49 to 1.5 miles east of Rte. 37.	Fed 6	State 0	Local 0 Future Cost: 5,001 - 10,000	0	2	4
County: Newton Route: LP 49 Anticipated Federal Category: S.T.P.	Job No: 753006	Scoping for intersection and outer road improvements on Range Line Road at 36th Street in Joplin.	Fed 6	State 0	Local 0 Future Cost: 2,001 - 5,000	6	2	4
County: Polk Route: MO 13 Anticipated Federal Category: S.T.P.	Job No: 7P3009	Scoping for outer road improvements at Rte. 32 interchange in Bolivar.	Fed 6	State 0	Local 0 Future Cost: 1,001 - 2,000	9	2	4
County: Stone Route: MO 76 Anticipated Federal Category: NHPP	Job No: 8P2360	Scoping for capacity improvements from Rte. 13 in Branson West to Rte. 376 in Branson. Relates to project 8P0622H.	Fed 60	State 15	Local 0 Future Cost: 25,001 - 50,000 Federal Oversight	80	25	50
County: Various Route: Various Anticipated Federal Category: S.T.P.	Job No: 7P2193	Scoping for pedestrian improvements and ADA accommodations along various routes in the rural Southwest District.	Fed 6	State 0	Local 0 Future Cost: 2,001 - 5,000	266	2	4
County: Various Route: Various Anticipated Federal Category: Safety	Job No: 7P2226	Scoping for safety improvements at various locations in the rural Southwest District.	Fed 6	State 0	Local 0 Future Cost: 301 - 1,000	106	2	4



2016 - 2020 Scoping and Design Projects

Transportation Planning

P.O. Box 270
Jefferson City, MO 65102

						STATE FISCAL YEAR PROJECT BUDGETING (ENGINEERING)		
						Prior Prog.	7/2015- 6/2016	7/2016- 6/2020
County: Various Route: Various Anticipated Federal Category: NHPP	Job No: 7P2228	Scoping for bridge improvements at various locations in the rural Southwest District.				106	2	4
Fed 6 State 0 Local 0 Future Cost: 1,001 - 2,000								
County: Various Route: Various Anticipated Federal Category: NHPP	Job No: 7P2229	Scoping for bridge preventive maintenance at various locations in the rural Southwest District.				56	2	4
Fed 6 State 0 Local 0 Future Cost: 301 - 1,000								
County: Various Route: Various Anticipated Federal Category: S.T.P.	Job No: 7S2227	Scoping for pavement improvements on primary routes in the rural Southwest District.				100	15	45
Fed 48 State 12 Local 0 Future Cost: 10,001 - 15,000								
County: Webster Route: RT K Anticipated Federal Category: S.T.P.	Job No: 7P3062	Scoping for railroad crossing improvements on Main Street and Central Street in Seymour and BNSF Railway. Rail crossing safety funds.				4	2	0
Fed 2 State 0 Local 0 Future Cost: 2,001 - 5,000								
AC-State 0 Fed 274 State 37 Local 0 District Engineering Total:						4,212	111	200



2016 - 2020 Scoping and Design Projects

Transportation Planning

P.O. Box 270
Jefferson City, MO 65102

	2016	2017	2018	2019	2020
State	13	13	8	3	0
AC-State	0	0	0	0	0
Local	0	0	0	0	0
Sub-total State	13	13	8	3	0
Federal					
Sub-total Federal	98	94	70	12	0
Grand Total	111	107	78	15	0



2016 - 2020 Scoping and Design Projects

Transportation Planning

P.O. Box 270
Jefferson City, MO 65102

						STATE FISCAL YEAR PROJECT BUDGETING (ENGINEERING)		
						Prior Prog.	7/2015- 6/2016	7/2016- 6/2020
County: Christian Route: MO 14 Anticipated Federal Category: S.T.P.	Job No: 8P3015	Scoping for intersection improvements on Jackson Street at Rte. NN in Ozark.	Fed 6	State 0	Local 0 Future Cost: 1,001 - 2,000	14	2	4
County: Christian Route: US 65 Anticipated Federal Category: NHPP	Job No: 8P0605	Scoping for capacity improvements from Valley Water Mill Road in Springfield to Rte. F in Ozark.	Fed 6	State 0	Local 0 Future Cost: 50,001 - 75,000 Federal Oversight	2,054	2	4
County: Christian Route: RT CC Anticipated Federal Category: S.T.P.	Job No: 8S0736	Scoping for capacity and safety improvements from Main Street in Nixa to Pheasant Road in Ozark. To be scoped by Christian County.	Fed 6	State 0	Local 0 Future Cost: 25,001 - 50,000	76	2	4
County: Greene Route: US 60 Anticipated Federal Category: NHPP	Job No: 8P0683E	Scoping for interchange improvements at Rte. 125 and outer roads from Farm Road 213 to Farm Road 247.	Fed 6	State 0	Local 0 Future Cost: 25,001 - 50,000 Federal Oversight	296	2	4
County: Greene Route: US 60 Anticipated Federal Category: NHPP	Job No: 8P0683G	Scoping for freeway improvements from Highland Springs Road to east of County Road 213.	Fed 6	State 0	Local 0 Future Cost: 10,001 - 15,000 Federal Oversight	4	2	4
County: Greene Route: US 60 Anticipated Federal Category: NHPP	Job No: 8P3032	Scoping for capacity improvements on James River Freeway from Rte. 13 (Kansas Expressway) to Rte. 65.	Fed 6	State 0	Local 0 Future Cost: 15,001 - 25,000 Federal Oversight	4	2	4
County: Various Route: Various Anticipated Federal Category: S.T.P.	Job No: 8P3007	Scoping for pedestrian improvements and ADA accommodations at various locations in the Ozarks Transportation Organization area.	Fed 60	State 15	Local 0 Future Cost: 2,001 - 5,000	75	25	50



2016 - 2020 Scoping and Design Projects

Transportation Planning

P.O. Box 270
Jefferson City, MO 65102

						STATE FISCAL YEAR PROJECT BUDGETING (ENGINEERING)		
						Prior Prog.	7/2015- 6/2016	7/2016- 6/2020
County: Various	Scoping for pavement improvements on primary routes in the urban Southwest District.					0	10	30
Route: Various	Job No: 8P3051	Fed	State	Local				
Anticipated Federal Category: NHPP		32	8	0	Future Cost: 10,001 - 15,000			
County: Various	Scoping for bridge improvements in the urban Southwest District.					0	10	30
Route: Various	Job No: 8P3052	Fed	State	Local				
Anticipated Federal Category: NHPP		32	8	0	Future Cost: 5,001 - 10,000			
County: Various	Scoping for safety improvements at various locations in the urban Southwest District.					0	10	30
Route: Various	Job No: 8P3053	Fed	State	Local				
Anticipated Federal Category: Safety		36	4	0	Future Cost: 2,001 - 5,000			
		AC-State	Fed	State	Local	District Engineering Total:		
		0	196	35	0	2,523	67	164



2016 - 2020 Scoping and Design Projects

Transportation Planning

P.O. Box 270
Jefferson City, MO 65102

	2016	2017	2018	2019	2020
State	10	10	10	5	0
AC-State	0	0	0	0	0
Local	0	0	0	0	0
Sub-total State	10	10	10	5	0
Federal					
Sub-total Federal	57	57	57	25	0
Grand Total	67	67	67	30	0



2016 - 2020 Scoping and Design Projects

Transportation Planning

P.O. Box 270
Jefferson City, MO 65102

						STATE FISCAL YEAR PROJECT BUDGETING (ENGINEERING)		
						Prior Prog.	7/2015- 6/2016	7/2016- 6/2020
County: Cape Girardeau Route: IS 55 Anticipated Federal Category: NHPP	Job No: 9I3123	Scoping for bridge improvements on southbound lane over Rte.74. Project involves bridge L0279.	Fed 8	State 2	Local 0 Future Cost: 1,001 - 2,000	0	5	5
County: Cape Girardeau Route: IS 55 Anticipated Federal Category: NHPP	Job No: 9I3125	Scoping for bridge improvements over Rte. 61.	Fed 16	State 4	Local 0 Future Cost: 10,001 - 15,000	0	10	10
County: Cape Girardeau Route: US 61 Anticipated Federal Category: NHPP	Job No: 9P3122	Scoping for bridge improvements over I-55. Project involves bridge A0628.	Fed 8	State 2	Local 0 Future Cost: 301 - 1,000	0	5	5
County: Douglas Route: MO 5 Anticipated Federal Category: NHPP	Job No: 9P3118	Scoping for bridge improvements over Bryant Creek. Project involves bridge A0275.	Fed 8	State 2	Local 0 Future Cost: 1,001 - 2,000	0	5	5
County: Howell Route: BU 63 Anticipated Federal Category: S.T.P.	Job No: 9P2252	Scoping for intersection improvements at Howell Avenue in West Plains.	Fed 1	State 0	Local 0 Future Cost: 301 - 1,000	11	1	0
County: Iron Route: MO 21 Anticipated Federal Category: S.T.P.	Job No: 9P0590	Scoping for roadway improvements from Rte. 49 south to Rte. 49 north.	Fed 1	State 0	Local 0 Future Cost: 2,001 - 5,000	51	1	0
County: Scott Route: IS 55 Anticipated Federal Category: NHPP	Job No: 9I3127	Scoping for bridge improvements at I-57 interchange. Project involves twin bridges A0939.	Fed 16	State 4	Local 0 Future Cost: 5,001 - 10,000	0	10	10
County: Shannon Route: MO 19 Anticipated Federal Category: NHPP	Job No: 9P0438	Environmental study over Sinking Creek 3 miles south of Rte. EE. Project involves bridge H0079.	Fed 200	State 50	Local 0 Future Cost: 2,001 - 5,000	244	100	150
County: Texas Route: MO 17 Anticipated Federal Category: NHPP	Job No: 9P3131	Scoping for bridge improvements over Big Creek. Project involves bridge J0617.	Fed 8	State 2	Local 0 Future Cost: 301 - 1,000	0	5	5



2016 - 2020 Scoping and Design Projects

Transportation Planning

P.O. Box 270
Jefferson City, MO 65102

						STATE FISCAL YEAR PROJECT BUDGETING (ENGINEERING)		
						Prior Prog.	7/2015- 6/2016	7/2016- 6/2020
County: Wayne	Scoping for bridge improvements over Black River. Project involves bridge J0935.					0	10	10
Route: MO 34	Job No: 9P3130	Fed	State	Local				
Anticipated Federal Category: NHPP		16	4	0	Future Cost: 5,001 - 10,000			
County: Wayne	Scoping for bridge improvements over McKenzie Creek. Project involves bridge H0899.					0	5	5
Route: MO 49	Job No: 9P3124	Fed	State	Local				
Anticipated Federal Category: NHPP		8	2	0	Future Cost: 301 - 1,000			
County: Wayne	Scoping for bridge improvements over Hubble Creek on the northbound ramp of Rte. 67. Project involves bridge A0255.					0	5	5
Route: RP MO34 TO US67N	Job No: 9P3132	Fed	State	Local				
Anticipated Federal Category: NHPP		8	2	0	Future Cost: 1,001 - 2,000			
		AC-State	Fed	State	Local	District Engineering Total:		
		0	298	74	0	306	162	210



2016 - 2020 Scoping and Design Projects

Transportation Planning

P.O. Box 270
Jefferson City, MO 65102

	2016	2017	2018	2019	2020
State	32	42	0	0	0
AC-State	0	0	0	0	0
Local	0	0	0	0	0
Sub-total State	32	42	0	0	0
Federal					
Sub-total Federal	130	168	0	0	0
Grand Total	162	210	0	0	0



2016 - 2020 Scoping and Design Projects

Transportation Planning

P.O. Box 270
Jefferson City, MO 65102

STATE FISCAL YEAR PROJECT BUDGETING (ENGINEERING)

DISTRICT	Prior Prog.	AC-State	Fed	State	Local	7/2015- 6/2016	7/2016- 6/2020
Northwest	104	0	50	17	0	67	0
Northeast	326	10	30	3	0	43	0
Kansas City (Non-TMA)	503	0	106	23	0	103	26
Kansas City (TMA)	6,840	0	386	98	0	366	118
Central	4,334	0	1,344	280	0	996	628
St. Louis	11,643	0	70	13	0	78	5
Southwest (Non-TMA)	4,212	0	274	37	0	111	200
Southwest (TMA)	2,523	0	196	35	0	67	164
Southeast	306	0	298	74	0	162	210
Summary	30,791	10	2,754	580	0	1,993	1,351



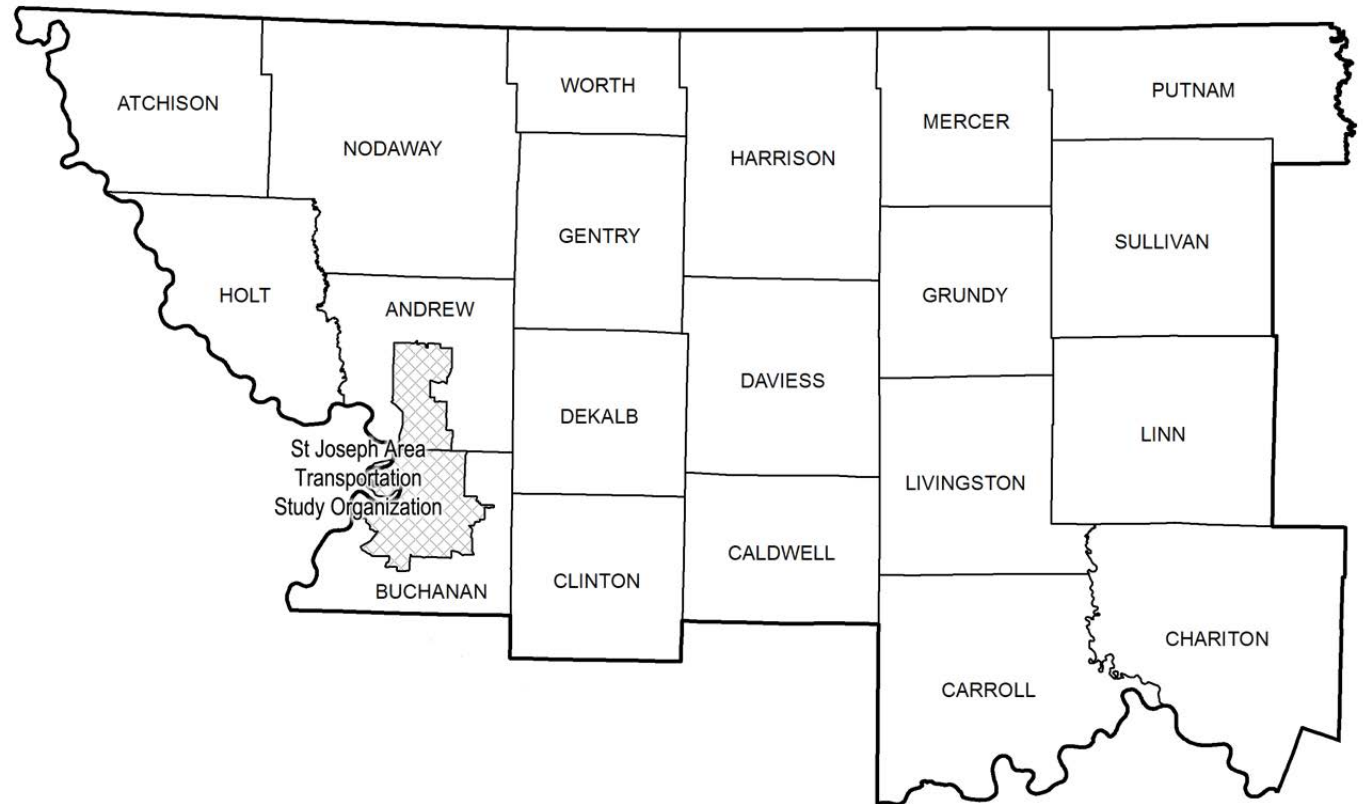
2016 - 2020 Scoping and Design Projects

Transportation Planning

P.O. Box 270
Jefferson City, MO 65102

Project Count: 208

	2016	2017	2018	2019	2020
State	333	221	18	8	0
AC-State	10	0	0	0	0
Local	0	0	0	0	0
Sub-total State	343	221	18	8	0
Federal					
Sub-total Federal	1,650	940	127	37	0
Grand Total	1,993	1,161	145	45	0



MoDOT's Northwest District

PROJECT DESCRIPTION KEY

2016-2020 Highway and Bridge Construction Schedule

Construction contingency applied to construction cost in the year the project is awarded.

Three percent project growth factor compounded annually is applied to right-of-way and construction in program years 2, 3, 4, and 5.

No inflation is applied to the Funding From Other Sources (FFOS) or Payments.

Engineering includes PE costs, CE costs, and R/W incidentals.

STATE FISCAL YEAR PROJECT BUDGETING					
Prior Prog.	7/2015 6/2016	7/2016 6/2017	7/2017 6/2018	7/2018 6/2019	7/2019 6/2020
Engineering:	99	9	0	0	0
R/W:	0	0	99	0	0
Construction:	0	0	0	999	0
FFOS:	0	0	0	99	0
Payments:	0	99	0	0	0

County: _____
 Route: _____
 Job No.: _____
 Length: _____
 Fund Cat: _____
 Sec Cat: _____
 TIP# _____

MPO: _____ Fed: _____ State: _____ Local: _____
 Federal Oversight

Award Date _____ Anticipated Fed Cat: _____
 Future Cost: _____ Estimate Total: _____

Anticipated Federal Funding Category**

Estimated cost range beyond 2020.

Date project is to be awarded to begin construction (Season and calendar year for 2015 & 2016. SFY only beyond 2016).

Metropolitan Planning Organization (Y/N).

Project description and location.

County location of project.

Route location of project.

Project number used to track project

Total Length in 1/100 miles.

Primary Funding Category.*

Secondary Funding Category.

Transportation Improvement Plan

Projects with full oversight by the Federal Highway Administration.

Total project cost estimate.

Federal, Advanced CN-State, State and Local share of project costs.

Dollars programmed in previous STIPs.

Dollars funded from other sources.

Dollars for construction, utilities and contingency.

Dollars for right-of-way (land acquisition).

Dollars to be paid back for accelerating the project or payments to others.

Dollars for engineering that include preliminary engineering, construction engineering and right-of-way incidentals.

*Primary funding category:

Take Care of System
 Statewide Interstate & Major Bridge
 Safety
 Major Projects & Emerging Needs
 Amendment 3

Note: Freight plan projects are eligible for a greater percentage of federal funding.

**Federal funding category:

CMAQ - Congestion Mitigation and Air Quality
 * usually 80% Federal & 20% State funds
Earmark - usually 80% Federal & 20% State funds
NHPP - National Highway Performance Program
 * usually 80% Federal & 20% State funds
 * sometimes 90% Federal & 10% State funds
Safety - usually 90% Federal & 10% State funds
State - No federal funds, state only funded
STP - Surface Transportation Program
 * usually 80% Federal & 20% State funds

(All Costs in Thousands)



2016-2020 Highway and Bridge Construction Schedule

Transportation Planning

P.O. Box 270
Jefferson City, MO 65102

Construction contingency applied to construction cost in the year the project is awarded.

Three percent project growth factor compounded annually is applied to right-of-way and construction costs in program years 2, 3, 4, and 5.

No inflation is applied to the Funding From Other Sources (FFOS) or Payments.

Engineering includes PE costs, CE costs and R/W incidentals.

Construction contingency applied to construction cost in the year the project is awarded. Three percent project growth factor compounded annually is applied to right-of-way and construction costs in program years 2, 3, 4, and 5. No inflation is applied to the Funding From Other Sources (FFOS) or Payments. Engineering includes PE costs, CE costs and R/W incidentals.							STATE FISCAL YEAR PROJECT BUDGETING						
							Prior Prog.	7/2015- 6/2016	7/2016- 6/2017	7/2017- 6/2018	7/2018- 6/2019	7/2019- 6/2020	
County: Andrew	Job Order Contracting for pavement repair from Rte. K in Andrew County to Platte County. Includes I-229 in Andrew and Buchanan Counties.						Engineering:	0	20	0	0	0	0
Route: IS 29							R/W:	0	0	0	0	0	0
Job No.: 0I3002C							Construction:	0	250	0	0	0	0
Length: 44.04	MPO: Y					FFOS:	0	0	0	0	0	0	
Fund Cat: Statewide Interstate And Major Bridge	AC-State: 243	State: 27	Local: 0				Payments:	0	0	0	0	0	
Sec Cat: Preventive Maint	Awd Date: Spring 16	Anticipated Fed Cat: NHPP											
TIP #:	Future Cost: 0	Estimate Total: 270											
County: Andrew	Replace bridge over the Platte River, 0.6 mile east of Rte. D near Whitesville. Project involves bridge K0084.						Engineering:	229	115	0	0	0	0
Route: MO 48							R/W:	3	0	0	0	0	0
Job No.: 1S1051							Construction:	0	1,640	0	0	0	0
Length: 0.20	MPO: N					FFOS:	0	0	0	0	0	0	
Fund Cat: Major Projects & Emerging Needs	AC-State: 1,404	State: 351	Local: 0				Payments:	0	0	0	0	0	
Sec Cat: Rehab And Reconst	Awd Date: Fall 15	Anticipated Fed Cat: NHPP											
TIP #:	Future Cost: 0	Estimate Total: 1,987											
County: Atchison	Pavement and shoulder improvements from Tarkio to Rte. M.						Engineering:	115	4	113	0	0	0
Route: US 136							R/W:	0	1	0	0	0	0
Job No.: 1P2224							Construction:	0	0	1,669	0	0	0
Length: 6.16	MPO: N					FFOS:	0	0	0	0	0	0	
Fund Cat: Taking Care Of System	Fed: 1,430	State: 357	Local: 0				Payments:	0	0	0	0	0	
Sec Cat: Rehab And Reconst	Awd Date: Fall 16	Anticipated Fed Cat: NHPP											
TIP #:	Future Cost: 0	Estimate Total: 1,902											
County: Atchison	Job Order Contracting for pavement repair from the Iowa State line to Rte. K in Andrew County.						Engineering:	0	20	0	0	0	0
Route: IS 29							R/W:	0	0	0	0	0	0
Job No.: 0I3002B							Construction:	0	250	0	0	0	0
Length: 63.96	MPO: N					FFOS:	0	0	0	0	0	0	
Fund Cat: Statewide Interstate And Major Bridge	AC-State: 243	State: 27	Local: 0				Payments:	0	0	0	0	0	
Sec Cat: Preventive Maint	Awd Date: Spring 16	Anticipated Fed Cat: NHPP											
TIP #:	Future Cost: 0	Estimate Total: 270											
County: Atchison	Resurface driving lanes and shoulders from Iowa State line to Rte. 111 near Rock Port.						Engineering:	5	51	94	467	0	0
Route: IS 29							R/W:	0	0	0	0	0	0
Job No.: 1I3085							Construction:	0	0	0	6,632	0	0
Length: 16.53	MPO: N					FFOS:	0	0	0	0	0	0	
Fund Cat: Statewide Interstate And Major Bridge	Fed: 6,520	State: 724	Local: 0				Payments:	0	0	0	0	0	
Sec Cat: Preventive Maint	Awd Date: 2018	Anticipated Fed Cat: NHPP											
TIP #:	Future Cost: 0	Estimate Total: 7,249											

* Subject to the approval of the Transportation Improvement Plan by the governing Metropolitan Planning Organization.



2016-2020 Highway and Bridge Construction Schedule

Construction contingency applied to construction cost in the year the project is awarded.

Three percent project growth factor compounded annually is applied to right-of-way and construction costs in program years 2, 3, 4, and 5.

No inflation is applied to the Funding From Other Sources (FFOS) or Payments.

Engineering includes PE costs, CE costs and R/W incidentals.

						STATE FISCAL YEAR PROJECT BUDGETING					
						Prior Prog.	7/2015- 6/2016	7/2016- 6/2017	7/2017- 6/2018	7/2018- 6/2019	7/2019- 6/2020
County:	Buchanan	Repair earth slide and paved ditch 0.4 mile south of the Highland Avenue interchange in St. Joseph. \$112,000 District Operations funds.				Engineering:	8	9	0	0	0
Route:	IS 229					R/W:	1	0	0	0	0
Job No.:	113097					Construction:	0	111	0	0	0
Length:	0.18	MPO:	Y			FFOS:	1	111	0	0	0
Fund Cat:	Taking Care Of System	Fed:	108	State:	12	Local:	0				
Sec Cat:	Systems Operations	Awd Date:	Summer 15	Anticipated Fed Cat:	NHPP	Payments:	0	0	0	0	0
TIP #:	HRR201606	Future Cost:	0	Estimate Total:	129						
County:	Buchanan	Bridge painting on Rte. 36 bridges over the Platte River (Buchanan County), I-29 bridges over Rock Creek (Atchison County) and over Rte. 59 (Holt County). Project involves bridges A0782, A0923, A2709, and A1393.				Engineering:	10	78	0	0	0
Route:	US 36					R/W:	0	0	0	0	0
Job No.:	113087					Construction:	0	1,067	0	0	0
Length:	0.49	MPO:	Y			FFOS:	0	0	0	0	0
Fund Cat:	Statewide Interstate And Major Bridge	Fed:	916	State:	229	Local:	0				
Sec Cat:	Rehab And Reconst	Awd Date:	Spring 16	Anticipated Fed Cat:	NHPP	Payments:	0	0	0	0	0
TIP #:	BR201601	Future Cost:	0	Estimate Total:	1,155						
County:	Buchanan	High friction surface treatment on the westbound lanes between 10th Street and 16th Street in St. Joseph. \$164,900 Accelerated Innovative Deployment (AID) and \$12,000 AID credit for testing.				Engineering:	2	15	0	0	0
Route:	US 36					R/W:	0	0	0	0	0
Job No.:	1P3094					Construction:	0	206	0	0	0
Length:	0.36	MPO:	Y			FFOS:	0	177	0	0	0
Fund Cat:	Safety	Fed:	199	State:	22	Local:	0				
Sec Cat:	Safety	Awd Date:	Summer 15	Anticipated Fed Cat:	Safety	Payments:	0	0	0	0	0
TIP #:	HE201601	Future Cost:	0	Estimate Total:	223						
County:	Buchanan	Pavement repair from I-29 to Rte. AC (Riverside Road) in St. Joseph. \$207,291 from TEA-21 Demo ID #MO029.				Engineering:	0	7	25	0	0
Route:	MO 6					R/W:	0	0	0	0	0
Job No.:	1S3092					Construction:	0	0	278	0	0
Length:	1.42	MPO:	Y			FFOS:	0	0	207	0	0
Fund Cat:	Taking Care Of System	Fed:	248	State:	62	Local:	0				
Sec Cat:	Preventive Maint	Awd Date:	2017	Anticipated Fed Cat:	NHPP	Payments:	0	0	0	0	0
TIP #:	HRR201605	Future Cost:	0	Estimate Total:	310						
County:	Buchanan	Pedestrian improvements to sidewalks, ramps and signals from Woodbine Road to Leonard Road, and from Heartland Road to Rte. AC (Riverside Road) in St. Joseph. Project does not include I-29 overpass bridge. \$789,000 Statewide Transportation Enhancement Funds.				Engineering:	0	67	86	0	0
Route:	MO 6					R/W:	0	37	0	0	0
Job No.:	1S3096					Construction:	0	0	1,010	0	0
Length:	0.92	MPO:	Y			FFOS:	0	30	759	0	0
Fund Cat:	Taking Care Of System	Fed:	960	State:	240	Local:	0				
Sec Cat:	N- Ada Trans	Awd Date:	2017	Anticipated Fed Cat:	S.T.P.	Payments:	0	0	0	0	0
TIP #:	BP201604	Future Cost:	0	Estimate Total:	1,200						

* Subject to the approval of the Transportation Improvement Plan by the governing Metropolitan Planning Organization.



2016-2020 Highway and Bridge Construction Schedule

Transportation Planning

P.O. Box 270
Jefferson City, MO 65102

Construction contingency applied to construction cost in the year the project is awarded.

Three percent project growth factor compounded annually is applied to right-of-way and construction costs in program years 2, 3, 4, and 5.

No inflation is applied to the Funding From Other Sources (FFOS) or Payments.

Engineering includes PE costs, CE costs and R/W incidentals.

						STATE FISCAL YEAR PROJECT BUDGETING					
						Prior Prog.	7/2015- 6/2016	7/2016- 6/2017	7/2017- 6/2018	7/2018- 6/2019	7/2019- 6/2020
County:	Buchanan	Build overpass and ramps for new interchange 1 mile east of Rte. AC in St. Joseph.				Engineering:	15	10	0	0	0
Route:	Various	\$3,980,000 Economic Development funds. Buchanan County Agri-Business Center Board				R/W:	0	0	0	0	0
Job No.:	1P3035	is responsible for design, inspection and acquiring Right of way.				Construction:	0	3,980	0	0	0
Length:	0.50	MPO:	Y			FFOS:	0	3,980	0	0	0
Fund Cat:	Major Projects & Emerging Needs			Fed:	3,192	State:	798	Local:	0		
Sec Cat:	System Expansion	Awd Date:	Summer 15	Anticipated Fed Cat:	NHPP	Federal Oversight					
TIP #:	BR201602	Future Cost:	0	Estimate Total:	4,005	Payments:	0	0	0	0	0
County:	Buchanan	Pavement and sidewalk improvements at the intersection with Rte. 169 (Belt Highway) in				Engineering:	86	93	0	0	0
Route:	RT YY	St. Joseph. \$480,000 Statewide Transportation Enhancement funds.				R/W:	0	68	0	0	0
Job No.:	1S3027					Construction:	0	788	0	0	0
Length:	0.22	MPO:	Y			FFOS:	0	480	0	0	0
Fund Cat:	Taking Care Of System			AC-State:	758	State:	191	Local:	0		
Sec Cat:	Rehab And Reconst	Awd Date:	Spring 16	Anticipated Fed Cat:	S.T.P.	Payments:	0	0	0	0	0
TIP #:	HE201602	Future Cost:	0	Estimate Total:	1,035						
County:	Caldwell	Replace bridge over Log Creek 0.5 mile south of Rte. HH south near Kingston. Project				Engineering:	66	222	0	0	0
Route:	MO 13	involves bridge J0340.				R/W:	0	4	0	0	0
Job No.:	1P0434					Construction:	0	1,366	0	0	0
Length:	0.11	MPO:	N			FFOS:	0	0	0	0	0
Fund Cat:	Taking Care Of System			Fed:	1,273	State:	319	Local:	0		
Sec Cat:	Rehab And Reconst	Awd Date:	Winter 16	Anticipated Fed Cat:	NHPP	Federal Oversight					
TIP #:		Future Cost:	0	Estimate Total:	1,658	Payments:	0	0	0	0	0
County:	Carroll	Improvements to sidewalks and pedestrian ramps in Bogard. Right of way acquired under				Engineering:	11	1	1	1	6
Route:	RT W	project 1P2219.				R/W:	0	0	0	0	0
Job No.:	1P2219C					Construction:	0	0	0	0	95
Length:	0.49	MPO:	N			FFOS:	0	0	0	0	0
Fund Cat:	Taking Care Of System			Fed:	85	State:	20	Local:	0		
Sec Cat:	Rehab And Reconst	Awd Date:	2020	Anticipated Fed Cat:	S.T.P.	Payments:	0	0	0	0	0
TIP #:		Future Cost:	0	Estimate Total:	116						
County:	Chariton	Pavement and shoulder improvements from Rte. 5 in Keytesville to Randolph County				Engineering:	120	62	279	0	0
Route:	US 24	line.				R/W:	0	0	0	0	0
Job No.:	1P3005					Construction:	0	0	4,037	0	0
Length:	13.16	MPO:	N			FFOS:	0	0	0	0	0
Fund Cat:	Taking Care Of System			Fed:	3,503	State:	875	Local:	0		
Sec Cat:	Rehab And Reconst	Awd Date:	Summer 16	Anticipated Fed Cat:	NHPP	Federal Oversight					
TIP #:		Future Cost:	0	Estimate Total:	4,498	Payments:	0	0	0	0	0

* Subject to the approval of the Transportation Improvement Plan by the governing Metropolitan Planning Organization.

Jun-10-2015

Section 4 - 3

District Northwest

Dollars in Thousands



2016-2020 Highway and Bridge Construction Schedule

Construction contingency applied to construction cost in the year the project is awarded.

Three percent project growth factor compounded annually is applied to right-of-way and construction costs in program years 2, 3, 4, and 5.

No inflation is applied to the Funding From Other Sources (FFOS) or Payments.

Engineering includes PE costs, CE costs and R/W incidentals.

Construction contingency applied to construction cost in the year the project is awarded. Three percent project growth factor compounded annually is applied to right-of-way and construction costs in program years 2, 3, 4, and 5. No inflation is applied to the Funding From Other Sources (FFOS) or Payments. Engineering includes PE costs, CE costs and R/W incidentals.												STATE FISCAL YEAR PROJECT BUDGETING						
												Prior Prog.	7/2015- 6/2016	7/2016- 6/2017	7/2017- 6/2018	7/2018- 6/2019	7/2019- 6/2020	
County:	Clinton	Thin pavement treatment and shoulder improvements from Rte. 116 in Plattsburg to Rte. CC in Clay County. \$760,000 Open Container funds.										Engineering:	13	18	79	0	0	0
Route:	RT C											R/W:	6	0	0	0	0	0
Job No.:	1S3088											Construction:	0	0	1,159	0	0	0
Length:	8.63	MPO: Y									FFOS:	0	0	760	0	0	0	
Fund Cat:	Taking Care Of System		Fed:	1,005	State:	251	Local:	0				Payments:	0	0	0	0	0	
Sec Cat:	Preventive Maint	Awd Date:	Summer 16	Anticipated Fed Cat:		S.T.P.												
TIP #:				Future Cost:	0	Estimate Total:			1,275									
County:	Clinton	Thin pavement treatment from Rte. 169 to Rte. N near Gower.										Engineering:	10	36	0	0	0	0
Route:	RT VV											R/W:	0	0	0	0	0	0
Job No.:	1L1600B											Construction:	0	482	0	0	0	0
Length:	8.01	MPO: N									FFOS:	0	0	0	0	0	0	
Fund Cat:	Taking Care Of System		Fed:	414	State:	104	Local:	0				Payments:	0	0	0	0	0	
Sec Cat:	Low Type Resurfacing	Awd Date:	Summer 15	Anticipated Fed Cat:		S.T.P.												
TIP #:				Future Cost:	0	Estimate Total:			528									
County:	Daviess	Job Order Contracting for pavement repair from Rte. 6 in Daviess County near Winston to the Clay County line.										Engineering:	0	20	0	0	0	0
Route:	IS 35											R/W:	0	0	0	0	0	0
Job No.:	0I3002E											Construction:	0	250	0	0	0	0
Length:	32.19	MPO: N									FFOS:	0	0	0	0	0	0	
Fund Cat:	Statewide Interstate And Major Bridge		AC-State:	243	State:	27	Local:	0				Payments:	0	0	0	0	0	
Sec Cat:	Preventive Maint	Awd Date:	Spring 16	Anticipated Fed Cat:		NHPP												
TIP #:				Future Cost:	0	Estimate Total:			270									
County:	Dekalb	Replace bridge decks in the eastbound and westbound lanes over I-35 in Cameron. Project involves bridge A1059.										Engineering:	31	55	169	0	0	0
Route:	US 36											R/W:	0	0	0	0	0	0
Job No.:	1P0875											Construction:	0	0	1,988	0	0	0
Length:	0.64	MPO: N									FFOS:	0	0	0	0	0	0	
Fund Cat:	Taking Care Of System		Fed:	1,770	State:	442	Local:	0				Payments:	0	0	0	0	0	
Sec Cat:	Rehab And Reconst	Awd Date:	Fall 16	Anticipated Fed Cat:		NHPP		Federal Oversight										
TIP #:				Future Cost:	0	Estimate Total:			2,243									
County:	Dekalb	Resurface roadway in the eastbound lane from east of Grindstone Creek to the Caldwell County line, and in the westbound lane from Rte. C to Caldwell County line near Cameron.										Engineering:	10	19	58	164	0	0
Route:	US 36											R/W:	0	0	0	0	0	0
Job No.:	1P0918											Construction:	0	0	0	2,244	0	0
Length:	4.47	MPO: N									FFOS:	0	0	0	0	0	0	
Fund Cat:	Taking Care Of System		Fed:	1,987	State:	498	Local:	0				Payments:	0	0	0	0	0	
Sec Cat:	Rehab And Reconst	Awd Date:	2018	Anticipated Fed Cat:		NHPP		Federal Oversight										
TIP #:				Future Cost:	0	Estimate Total:			2,495									

* Subject to the approval of the Transportation Improvement Plan by the governing Metropolitan Planning Organization.



2016-2020 Highway and Bridge Construction Schedule

Construction contingency applied to construction cost in the year the project is awarded.

Three percent project growth factor compounded annually is applied to right-of-way and construction costs in program years 2, 3, 4, and 5.

No inflation is applied to the Funding From Other Sources (FFOS) or Payments.

Engineering includes PE costs, CE costs and R/W incidentals.

Construction contingency applied to construction cost in the year the project is awarded. Three percent project growth factor compounded annually is applied to right-of-way and construction costs in program years 2, 3, 4, and 5. No inflation is applied to the Funding From Other Sources (FFOS) or Payments. Engineering includes PE costs, CE costs and R/W incidentals.												STATE FISCAL YEAR PROJECT BUDGETING					
												Prior Prog.	7/2015- 6/2016	7/2016- 6/2017	7/2017- 6/2018	7/2018- 6/2019	7/2019- 6/2020
County: Dekalb Route: US 36 Job No.: 1P3086 Length: 0.41 Fund Cat: Safety Sec Cat: Safety TIP #:	Reconstruct the horizontal curve in the westbound lane 0.2 mile east of Rte. 33 near Osborn. MPO: N Fed: 3,135 State: 348 Local: 0 Awd Date: 2018 Anticipated Fed Cat: Safety <u>Federal Oversight</u> Future Cost: 0 Estimate Total: 3,493					Engineering:	10	43	72	231	0	0					
						R/W:	0	0	0	0	0	0					
						Construction:	0	0	0	3,137	0	0					
						FFOS:	0	0	0	0	0	0					
						Payments:	0	0	0	0	0	0					
County: Dekalb Route: RT Y Job No.: 1L1600C Length: 7.22 Fund Cat: Taking Care Of System Sec Cat: Low Type Resurfacing TIP #:	Thin pavement treatment from Rte. K at Stewartville to Rte. NN. MPO: N Fed: 346 State: 87 Local: 0 Awd Date: Summer 15 Anticipated Fed Cat: S.T.P. Future Cost: 0 Estimate Total: 443					Engineering:	10	31	0	0	0	0					
						R/W:	0	0	0	0	0	0					
						Construction:	0	402	0	0	0	0					
						FFOS:	0	0	0	0	0	0					
						Payments:	0	0	0	0	0	0					
County: Gentry Route: US 136 Job No.: 1P3006 Length: 3.86 Fund Cat: Taking Care Of System Sec Cat: Thin Lift Overlay TIP #:	Resurface driving lanes and shoulders from 1.1 miles east of Rte. 169 to 0.5 mile west of Rte. C in Albany. MPO: N Fed: 793 State: 200 Local: 0 Awd Date: 2018 Anticipated Fed Cat: NHPP Future Cost: 0 Estimate Total: 998					Engineering:	5	4	29	67	0	0					
						R/W:	0	0	0	0	0	0					
						Construction:	0	0	0	893	0	0					
						FFOS:	0	0	0	0	0	0					
						Payments:	0	0	0	0	0	0					
County: Gentry Route: US 169 Job No.: 1P3064 Length: 0.10 Fund Cat: Taking Care Of System Sec Cat: Rehab And Reconst TIP #:	Replace bridge deck over Linn Creek, 3 miles north of Rte. 136 near Gentry. Project involves bridge H0619. MPO: N Fed: 340 State: 85 Local: 0 Awd Date: Summer 15 Anticipated Fed Cat: NHPP Future Cost: 0 Estimate Total: 449					Engineering:	24	37	0	0	0	0					
						R/W:	0	0	0	0	0	0					
						Construction:	0	388	0	0	0	0					
						FFOS:	0	0	0	0	0	0					
						Payments:	0	0	0	0	0	0					
County: Gentry Route: RT C Job No.: 1S3063 Length: 0.10 Fund Cat: Taking Care Of System Sec Cat: Rehab And Reconst TIP #:	Replace bridge deck over Weldon Branch, 0.5 mile south of Rte. J near Albany. Project involves bridge A2479. MPO: N Fed: 275 State: 69 Local: 0 Awd Date: Summer 15 Anticipated Fed Cat: NHPP Future Cost: 0 Estimate Total: 363					Engineering:	19	30	0	0	0	0					
						R/W:	0	0	0	0	0	0					
						Construction:	0	314	0	0	0	0					
						FFOS:	0	0	0	0	0	0					
						Payments:	0	0	0	0	0	0					

* Subject to the approval of the Transportation Improvement Plan by the governing Metropolitan Planning Organization.



2016-2020 Highway and Bridge Construction Schedule

Transportation Planning

P.O. Box 270
Jefferson City, MO 65102

Construction contingency applied to construction cost in the year the project is awarded.

Three percent project growth factor compounded annually is applied to right-of-way and construction costs in program years 2, 3, 4, and 5.

No inflation is applied to the Funding From Other Sources (FFOS) or Payments.

Engineering includes PE costs, CE costs and R/W incidentals.

Construction contingency applied to construction cost in the year the project is awarded. Three percent project growth factor compounded annually is applied to right-of-way and construction costs in program years 2, 3, 4, and 5. No inflation is applied to the Funding From Other Sources (FFOS) or Payments. Engineering includes PE costs, CE costs and R/W incidentals.												STATE FISCAL YEAR PROJECT BUDGETING					
												Prior Prog.	7/2015- 6/2016	7/2016- 6/2017	7/2017- 6/2018	7/2018- 6/2019	7/2019- 6/2020
County: Gentry Route: RT C Job No.: 1S3068 Length: 0.09 MPO: N Fund Cat: Taking Care Of System Sec Cat: Rehab And Reconst Awd Date: Summer 15 TIP #: Future Cost: 0	Replace bridge deck over Panther Creek, 1.3 miles north of Rte. J near Albany. Project involves bridge A2478.					Fed: 342 State: 86 Local: 0	Engineering: 27 R/W: 0 Construction: 0 FFOS: 0 Payments: 0	30 0 398 0 0	0 0 0 0 0	0 0 0 0 0	0 0 0 0 0						
County: Harrison Route: IS 35 Job No.: 0I3002D Length: 49.20 MPO: N Fund Cat: Statewide Interstate And Major Bridge Sec Cat: Preventive Maint Awd Date: Spring 16 TIP #: Future Cost: 0	Job Order Contracting for pavement repair from the Iowa State line to Rte. 6 in Daviess County near Winston.					AC-State: 243 State: 27 Local: 0	Engineering: 0 R/W: 0 Construction: 0 FFOS: 0 Payments: 0	20 0 250 0 0	0 0 0 0 0	0 0 0 0 0	0 0 0 0 0						
County: Harrison Route: US 69 Job No.: 1L1600D Length: 9.50 MPO: N Fund Cat: Taking Care Of System Sec Cat: Low Type Resurfacing Awd Date: Summer 16 TIP #: Future Cost: 0	Thin lift overlay from I-35 at the Iowa State line to Rte. M in Eagleville.					Fed: 622 State: 155 Local: 0	Engineering: 21 R/W: 9 Construction: 0 FFOS: 0 Payments: 0	1 0 0 0 0	50 0 726 0 0	0 0 0 0 0	0 0 0 0 0						
County: Holt Route: MO 118 Job No.: 1S3089 Length: 6.54 MPO: N Fund Cat: Taking Care Of System Sec Cat: Thin Lift Overlay Awd Date: Summer 15 TIP #: Future Cost: 0	Pavement and shoulder improvements from Rte. 111 to I-29 at Mound City. \$910,000 Federal Lands Access Program.					Fed: 1,258 State: 314 Local: 0	Engineering: 60 R/W: 0 Construction: 0 FFOS: 0 Payments: 0	81 0 1,491 910 0	0 0 0 0 0	0 0 0 0 0	0 0 0 0 0						
County: Holt Route: IS 29 Job No.: 1I3020 Length: 0.16 MPO: N Fund Cat: Statewide Interstate And Major Bridge Sec Cat: Rehab And Reconst Awd Date: 2018 TIP #: Future Cost: 0	Replace bridge deck and expansion joints over the Nodaway River in the southbound lane, 0.8 mile south of Rte. 59 near Oregon. Project involves bridge A1287.					Fed: 3,789 State: 422 Local: 0	Engineering: 5 R/W: 0 Construction: 0 FFOS: 0 Payments: 0	25 0 0 0 0	100 0 0 0 0	267 0 3,819 0 0	0 0 0 0 0						
							Federal Oversight										

* Subject to the approval of the Transportation Improvement Plan by the governing Metropolitan Planning Organization.

Jun-10-2015

Section 4 - 6

District Northwest

Dollars in Thousands



2016-2020 Highway and Bridge Construction Schedule

Transportation Planning

P.O. Box 270
Jefferson City, MO 65102

Construction contingency applied to construction cost in the year the project is awarded.

Three percent project growth factor compounded annually is applied to right-of-way and construction costs in program years 2, 3, 4, and 5.

No inflation is applied to the Funding From Other Sources (FFOS) or Payments.

Engineering includes PE costs, CE costs and R/W incidentals.

Construction contingency applied to construction cost in the year the project is awarded. Three percent project growth factor compounded annually is applied to right-of-way and construction costs in program years 2, 3, 4, and 5. No inflation is applied to the Funding From Other Sources (FFOS) or Payments. Engineering includes PE costs, CE costs and R/W incidentals.												STATE FISCAL YEAR PROJECT BUDGETING						
												Prior Prog.	7/2015- 6/2016	7/2016- 6/2017	7/2017- 6/2018	7/2018- 6/2019	7/2019- 6/2020	
County: Holt	Resurface driving lanes and shoulders from Rte. W to Rte. 118 at Mound City.											Engineering:	0	110	183	576	0	0
Route: IS 29												R/W:	0	0	0	0	0	0
Job No.: 113093												Construction:	0	0	0	7,769	0	0
Length: 15.24	MPO: N											FFOS:	0	0	0	0	0	0
Fund Cat: Statewide Interstate And Major Bridge	Fed: 7,775 State: 863 Local: 0										Payments:	0	0	0	0	0	0	
Sec Cat: Preventive Maint	Awd Date: 2018	Anticipated Fed Cat: NHPP																
TIP #:	Future Cost: 0 Estimate Total: 8,638																	
County: Holt	Bridge improvements in the northbound and southbound lanes over Kimsey Creek and Rte. E near Mound City. Project involves bridges A1770 and A1771.											Engineering:	0	17	17	105	276	0
Route: IS 29												R/W:	0	0	0	0	0	0
Job No.: 113099												Construction:	0	0	0	0	3,856	0
Length: 0.32	MPO: N											FFOS:	0	0	0	0	0	0
Fund Cat: Taking Care Of System	Fed: 3,843 State: 428 Local: 0										Payments:	0	0	0	0	0	0	
Sec Cat: Rehab And Reconst	Awd Date: 2019	Anticipated Fed Cat: NHPP <div>Federal Oversight</div>																
TIP #:	Future Cost: 0 Estimate Total: 4,271																	
County: Holt	Bridge painting in the northbound and southbound lanes over Davis Creek, near Mound City. Involves bridges A1767.											Engineering:	6	2	28	0	0	0
Route: IS 29												R/W:	0	0	0	0	0	0
Job No.: 1P3023B												Construction:	0	0	339	0	0	0
Length: 0.04	MPO: N											FFOS:	0	0	0	0	0	0
Fund Cat: Taking Care Of System	Fed: 332 State: 37 Local: 0										Payments:	0	0	0	0	0	0	
Sec Cat: Preventive Maint	Awd Date: 2017	Anticipated Fed Cat: NHPP																
TIP #:	Future Cost: 0 Estimate Total: 375																	
County: Holt	Bridge improvements in northbound and southbound lanes over Davis Creek and abandoned railroad near Mound City. Involves bridges A1767 and A1768.											Engineering:	8	10	97	0	0	0
Route: IS 29												R/W:	0	40	0	0	0	0
Job No.: 1P3023C												Construction:	0	0	1,413	0	0	0
Length: 0.07	MPO: N											FFOS:	0	0	0	0	0	0
Fund Cat: Taking Care Of System	Fed: 1,404 State: 156 Local: 0										Payments:	0	0	0	0	0	0	
Sec Cat: Preventive Maint	Awd Date: Summer 16	Anticipated Fed Cat: NHPP																
TIP #:	Future Cost: 0 Estimate Total: 1,568																	
County: Mercer	Replace bridge over Big Muddy Creek 2.9 miles east of Rte. 65 near Princeton. Project involves bridge H0953.											Engineering:	0	43	75	105	0	0
Route: US 136												R/W:	0	0	5	0	0	0
Job No.: 1P3100												Construction:	0	0	0	1,174	0	0
Length: 0.10	MPO: N											FFOS:	0	0	0	0	0	0
Fund Cat: Taking Care Of System	Fed: 1,121 State: 281 Local: 0										Payments:	0	0	0	0	0	0	
Sec Cat: Rehab And Reconst	Awd Date: 2018	Anticipated Fed Cat: NHPP <div>Federal Oversight</div>																
TIP #:	Future Cost: 0 Estimate Total: 1,402																	

* Subject to the approval of the Transportation Improvement Plan by the governing Metropolitan Planning Organization.

Jun-10-2015

Section 4 - 7

District Northwest

Dollars in Thousands



2016-2020 Highway and Bridge Construction Schedule

Construction contingency applied to construction cost in the year the project is awarded.

Three percent project growth factor compounded annually is applied to right-of-way and construction costs in program years 2, 3, 4, and 5.

No inflation is applied to the Funding From Other Sources (FFOS) or Payments.

Engineering includes PE costs, CE costs and R/W incidentals.

Construction contingency applied to the year the project is awarded. Three percent project growth factor compounded annually is applied to right-of-way and construction costs in program years 2, 3, 4, and 5. No inflation is applied to the Funding From Other Sources (FFOS) or Payments. Engineering includes PE costs, CE costs and R/W incidentals.							STATE FISCAL YEAR PROJECT BUDGETING						
							Prior Prog.	7/2015- 6/2016	7/2016- 6/2017	7/2017- 6/2018	7/2018- 6/2019	7/2019- 6/2020	
County: Mercer	Replace bridge over Brushy Creek, 5.7 miles south of Rte. B near Mercer. Project involves bridge P0670.						Engineering:	23	20	34	45	0	0
Route: RT P							R/W:	0	0	1	0	0	0
Job No.: 2S2179							Construction:	0	0	0	707	0	0
Length: 0.20	MPO: N						FFOS:	0	0	0	0	0	0
Fund Cat: Taking Care Of System						Fed: 647 State: 160 Local: 0	Payments:	0	0	0	0	0	0
Sec Cat: Rehab And Reconst	Awd Date: 2018	Anticipated Fed Cat: NHPP											
TIP #:	Future Cost: 0					Estimate Total: 830							
County: Nodaway	Replace bridge deck over White Cloud Creek in the northbound lanes, 1.7 miles north of Rte. B near Bolckow. Project involves bridge H0719.						Engineering:	50	58	0	0	0	0
Route: US 71							R/W:	0	0	0	0	0	0
Job No.: 1P3056							Construction:	0	638	0	0	0	0
Length: 0.20	MPO: N						FFOS:	0	0	0	0	0	0
Fund Cat: Taking Care Of System						Fed: 556 State: 140 Local: 0	Payments:	0	0	0	0	0	0
Sec Cat: Rehab And Reconst	Awd Date: Summer 15	Anticipated Fed Cat: NHPP											
TIP #:	Future Cost: 0					Estimate Total: 746							
County: Nodaway	Bridge painting over White Cloud Creek,1.7 miles north of Rte. B near Bolckow. Project involves bridge H0719.						Engineering:	1	1	12	0	0	0
Route: US 71							R/W:	0	0	0	0	0	0
Job No.: 1P3056B							Construction:	0	0	165	0	0	0
Length: 0.20	MPO: N						FFOS:	0	0	0	0	0	0
Fund Cat: Taking Care Of System						Fed: 143 State: 35 Local: 0	Payments:	0	0	0	0	0	0
Sec Cat: Preventive Maint	Awd Date: 2017	Anticipated Fed Cat: NHPP											
TIP #:	Future Cost: 0					Estimate Total: 179							
County: Nodaway	Replace bridge deck at South Fork Clear Creek, 3.2 miles north of Rte. 71 north of Maryville. Project involves bridge R0192.						Engineering:	13	19	0	0	0	0
Route: RT FF							R/W:	0	0	0	0	0	0
Job No.: 1S3090							Construction:	0	200	0	0	0	0
Length: 0.10	MPO: N						FFOS:	0	0	0	0	0	0
Fund Cat: Taking Care Of System						Fed: 175 State: 44 Local: 0	Payments:	0	0	0	0	0	0
Sec Cat: Rehab And Reconst	Awd Date: Summer 15	Anticipated Fed Cat: NHPP											
TIP #:	Future Cost: 0					Estimate Total: 232							
County: Nodaway	Bridge painting over South Fork Clear Creek, 3.2 miles north of Rte. 71 north of Maryville. Project involves bridge R0192.						Engineering:	1	1	6	0	0	0
Route: RT FF							R/W:	0	0	0	0	0	0
Job No.: 1S3090B							Construction:	0	0	69	0	0	0
Length: 0.10	MPO: N						FFOS:	0	0	0	0	0	0
Fund Cat: Taking Care Of System						Fed: 61 State: 15 Local: 0	Payments:	0	0	0	0	0	0
Sec Cat: Preventive Maint	Awd Date: 2017	Anticipated Fed Cat: NHPP											
TIP #:	Future Cost: 0					Estimate Total: 77							

* Subject to the approval of the Transportation Improvement Plan by the governing Metropolitan Planning Organization.



2016-2020 Highway and Bridge Construction Schedule

Construction contingency applied to construction cost in the year the project is awarded.

Three percent project growth factor compounded annually is applied to right-of-way and construction costs in program years 2, 3, 4, and 5.

No inflation is applied to the Funding From Other Sources (FFOS) or Payments.

Engineering includes PE costs, CE costs and R/W incidentals.

						STATE FISCAL YEAR PROJECT BUDGETING					
						Prior Prog.	7/2015- 6/2016	7/2016- 6/2017	7/2017- 6/2018	7/2018- 6/2019	7/2019- 6/2020
County: Nodaway	Replace bridge deck over Middle Fork of 102 River, 0.4 mile east of Rte. 148 near Hopkins. Project involves bridge L0737.	Engineering:	37	32	0	0	0	0	0	0	0
Route: RT JJ		R/W:	0	0	0	0	0	0	0	0	0
Job No.: 1S3057		Construction:	0	328	0	0	0	0	0	0	0
Length: 0.10	MPO: N	FFOS:	0	0	0	0	0	0	0	0	0
Fund Cat: Taking Care Of System	Fed: 288 State: 72 Local: 0	Payments:	0	0	0	0	0	0	0	0	0
Sec Cat: Rehab And Reconst	Awd Date: Summer 15 Anticipated Fed Cat: NHPP										
TIP #: Future Cost: 0 Estimate Total: 397											
County: Nodaway	Bridge painting over Middle Fork 102 River, 0.4 mile east of Rte. 148 near Hopkins. Project involves bridge L0737.	Engineering:	1	1	8	0	0	0	0	0	0
Route: RT JJ		R/W:	0	0	0	0	0	0	0	0	0
Job No.: 1S3057B		Construction:	0	0	150	0	0	0	0	0	0
Length: 0.10	MPO: N	FFOS:	0	0	0	0	0	0	0	0	0
Fund Cat: Taking Care Of System	Fed: 128 State: 31 Local: 0	Payments:	0	0	0	0	0	0	0	0	0
Sec Cat: Preventive Maint	Awd Date: 2017 Anticipated Fed Cat: NHPP										
TIP #: Future Cost: 0 Estimate Total: 160											
County: Nodaway	Replace bridge deck over 102 River, 2.2 miles east of Rte. 71 near Arkoe. Project involves bridge R0089.	Engineering:	40	64	0	0	0	0	0	0	0
Route: RT U		R/W:	0	0	0	0	0	0	0	0	0
Job No.: 1S0623		Construction:	0	630	0	0	0	0	0	0	0
Length: 0.50	MPO: N	FFOS:	0	0	0	0	0	0	0	0	0
Fund Cat: Taking Care Of System	Fed: 555 State: 139 Local: 0	Payments:	0	0	0	0	0	0	0	0	0
Sec Cat: Rehab And Reconst	Awd Date: Summer 15 Anticipated Fed Cat: NHPP										
TIP #: Future Cost: 0 Estimate Total: 734											
County: Nodaway	Bridge painting over 102 River, 2.2 miles east of Rte. 71 near Arkoe. Project involves bridge R0089.	Engineering:	1	1	9	0	0	0	0	0	0
Route: RT U		R/W:	0	0	0	0	0	0	0	0	0
Job No.: 1S0623B		Construction:	0	0	144	0	0	0	0	0	0
Length: 0.12	MPO: N	FFOS:	0	0	0	0	0	0	0	0	0
Fund Cat: Taking Care Of System	Fed: 123 State: 31 Local: 0	Payments:	0	0	0	0	0	0	0	0	0
Sec Cat: Preventive Maint	Awd Date: 2017 Anticipated Fed Cat: NHPP										
TIP #: Future Cost: 0 Estimate Total: 155											
County: Putnam	Bridge improvements over Shoal Creek, 2.2 miles north of Rte. 129 near Unionville. Project involves bridge N0074.	Engineering:	23	11	21	40	0	0	0	0	0
Route: RT CC		R/W:	0	0	1	0	0	0	0	0	0
Job No.: 2S2180		Construction:	0	0	0	390	0	0	0	0	0
Length: 0.20	MPO: N	FFOS:	0	0	0	0	0	0	0	0	0
Fund Cat: Taking Care Of System	Fed: 371 State: 92 Local: 0	Payments:	0	0	0	0	0	0	0	0	0
Sec Cat: Rehab And Reconst	Awd Date: 2018 Anticipated Fed Cat: NHPP										
TIP #: Future Cost: 0 Estimate Total: 486											

* Subject to the approval of the Transportation Improvement Plan by the governing Metropolitan Planning Organization.



2016-2020 Highway and Bridge Construction Schedule

Transportation Planning

P.O. Box 270
Jefferson City, MO 65102

Construction contingency applied to construction cost in the year the project is awarded.

Three percent project growth factor compounded annually is applied to right-of-way and construction costs in program years 2, 3, 4, and 5.

No inflation is applied to the Funding From Other Sources (FFOS) or Payments.

Engineering includes PE costs, CE costs and R/W incidentals.

						STATE FISCAL YEAR PROJECT BUDGETING					
						Prior Prog.	7/2015- 6/2016	7/2016- 6/2017	7/2017- 6/2018	7/2018- 6/2019	7/2019- 6/2020
County: Various	Enhancement projects at various primary route locations in the Northwest District.					Engineering:	0	0	0	0	0
Route: Various	\$221,000 from Statewide Transportation Enhancement funds.					R/W:	0	0	0	0	0
Job No.: 0P3011B						Construction:	0	0	228	0	0
Length: 0.00	MPO: Y					FFOS:	0	0	221	0	0
Fund Cat: Taking Care Of System	Fed: 182 State: 46 Local: 0					Payments:	0	0	0	0	0
Sec Cat: N- Ada Trans	Awd Date: 2017 Anticipated Fed Cat: S.T.P.										
TIP #:	Future Cost: 0 Estimate Total: 228										
County: Various	Job Order Contracting for guard cable and guardrail repair at various major route locations in the Northwest District.					Engineering:	1	1	28	0	0
Route: Various						R/W:	0	0	0	0	0
Job No.: 1P3022						Construction:	0	0	361	0	0
Length: 0.00	MPO: Y					FFOS:	0	0	0	0	0
Fund Cat: Taking Care Of System	Fed: 312 State: 78 Local: 0					Payments:	0	0	0	0	0
Sec Cat: Routine Maintenance	Awd Date: 2017 Anticipated Fed Cat: S.T.P.										
TIP #:	Future Cost: 0 Estimate Total: 391										
County: Various	Job Order Contracting for guard cable and guardrail repair at various major route locations in the Northwest District.					Engineering:	0	5	0	0	0
Route: Various						R/W:	0	0	0	0	0
Job No.: 1P3065						Construction:	0	316	0	0	0
Length: 0.00	MPO: Y					FFOS:	0	0	0	0	0
Fund Cat: Taking Care Of System	AC-State: 257 State: 64 Local: 0					Payments:	0	0	0	0	0
Sec Cat: Routine Maintenance	Awd Date: Spring 16 Anticipated Fed Cat: S.T.P.										
TIP #:	Future Cost: 0 Estimate Total: 321										
County: Various	On-call work zone enforcement at various locations in the Northwest District.					Engineering:	0	0	0	0	0
Route: Various						R/W:	0	0	0	0	0
Job No.: 1P3098						Construction:	0	15	0	0	0
Length: 0.00	MPO: Y					FFOS:	0	0	0	0	0
Fund Cat: Safety	Fed: 13 State: 2 Local: 0					Payments:	0	0	0	0	0
Sec Cat: Safety	Awd Date: N/A Anticipated Fed Cat: Safety										
TIP #:	Future Cost: 0 Estimate Total: 15										
County: Worth	Replace bridge over the Platte River 1 mile east of Rte. 46 near Sheridan. Project involves bridge J0840.					Engineering:	90	12	12	70	0
Route: MO 246						R/W:	0	12	0	0	0
Job No.: 1S1049						Construction:	0	0	0	1,047	0
Length: 0.10	MPO: N					FFOS:	0	0	0	0	0
Fund Cat: Taking Care Of System	Fed: 923 State: 230 Local: 0					Payments:	0	0	0	0	0
Sec Cat: Rehab And Reconst	Awd Date: 2018 Anticipated Fed Cat: NHPP										
TIP #:	Future Cost: 0 Estimate Total: 1,243										

* Subject to the approval of the Transportation Improvement Plan by the governing Metropolitan Planning Organization.

Jun-10-2015

Section 4 - 10

District Northwest

Dollars in Thousands



2016-2020 Highway and Bridge Construction Schedule

Transportation Planning

P.O. Box 270
Jefferson City, MO 65102

Construction contingency applied to construction cost in the year the project is awarded.

Three percent project growth factor compounded annually is applied to right-of-way and construction costs in program years 2, 3, 4, and 5.

No inflation is applied to the Funding From Other Sources (FFOS) or Payments.

Engineering includes PE costs, CE costs and R/W incidentals.

Construction contingency applied to construction cost in the year the project is awarded. Three percent project growth factor compounded annually is applied to right-of-way and construction costs in program years 2, 3, 4, and 5. No inflation is applied to the Funding From Other Sources (FFOS) or Payments. Engineering includes PE costs, CE costs and R/W incidentals.										STATE FISCAL YEAR PROJECT BUDGETING					
										Prior Prog.	7/2015- 6/2016	7/2016- 6/2017	7/2017- 6/2018	7/2018- 6/2019	7/2019- 6/2020
County: Worth	Thin lift overlay from Rte. 169, at Grant City, to Rte. 69 near Eagleville.					Engineering:	36	1	109	0	0	0			
Route: MO 46						R/W:	10	0	0	0	0	0			
Job No.: 1L1600E						Construction:	0	0	1,606	0	0	0			
Length: 24.19	MPO: N					FFOS:	0	0	0	0	0	0			
Fund Cat: Taking Care Of System	Fed: 1,374 State: 342 Local: 0					Payments:	0	0	0	0	0	0			
Sec Cat: Low Type Resurfacing	Awd Date: Summer 16	Anticipated Fed Cat: S.T.P.													
TIP #:	Future Cost: 0 Estimate Total: 1,762														
County: Worth	Replace bridge over Middle Fork of the Grand River 0.2 mile west of Rte. A near Sheridan. Project involves bridge G0795.					Engineering:	202	37	35	74	0	0			
Route: MO 46						R/W:	0	11	0	0	0	0			
Job No.: 1S2227						Construction:	0	0	0	2,355	0	0			
Length: 0.20	MPO: N					FFOS:	0	0	0	0	0	0			
Fund Cat: Major Projects & Emerging Needs	Fed: 2,010 State: 502 Local: 0					Payments:	0	0	0	0	0	0			
Sec Cat: Rehab And Reconst	Awd Date: 2018	Anticipated Fed Cat: NHPP													
TIP #:	Future Cost: 0 Estimate Total: 2,714														

* Subject to the approval of the Transportation Improvement Plan by the governing Metropolitan Planning Organization.

Jun-10-2015

Section 4 - 11

District Northwest

Dollars in Thousands



2016-2020 Highway and Bridge Construction Schedule

Transportation Planning

P.O. Box 270
Jefferson City, MO 65102

Construction contingency applied to construction cost in the year the project is awarded.
Three percent project growth factor compounded annually is applied to right-of-way and construction costs in program years 2, 3, 4, and 5.
No inflation is applied to the Funding From Other Sources (FFOS) or Payments.
Engineering includes PE costs, CE costs and R/W incidentals.

STATE FISCAL YEAR PROJECT BUDGETING						
	Prior Prog.	7/2015- 6/2016	7/2016- 6/2017	7/2017- 6/2018	7/2018- 6/2019	7/2019- 6/2020
FFOS:	1	5,688	1,947	0	0	0
Total R/W:	29	173	7	0	0	0
Total Construction:	0	15,760	15,342	30,167	3,856	95
Paybacks:	0	0	0	0	0	0
Sub-Total:	29	15,933	15,349	30,167	3,856	95
Total Engineering:	1,445	1,670	1,829	2,212	277	6
Grand Total:	1,474	17,603	17,178	32,379	4,133	101

	2016	2017	2018	2019	2020
State	3,351	3,196	4,177	413	20
AC-State	3,391	0	0	0	0
Local	0	0	0	0	0
Sub-total State	6,742	3,196	4,177	413	20

Federal					
Sub-total Federal	10,861	13,982	28,202	3,720	81
Grand Total	17,603	17,178	32,379	4,133	101

Project Count: 52

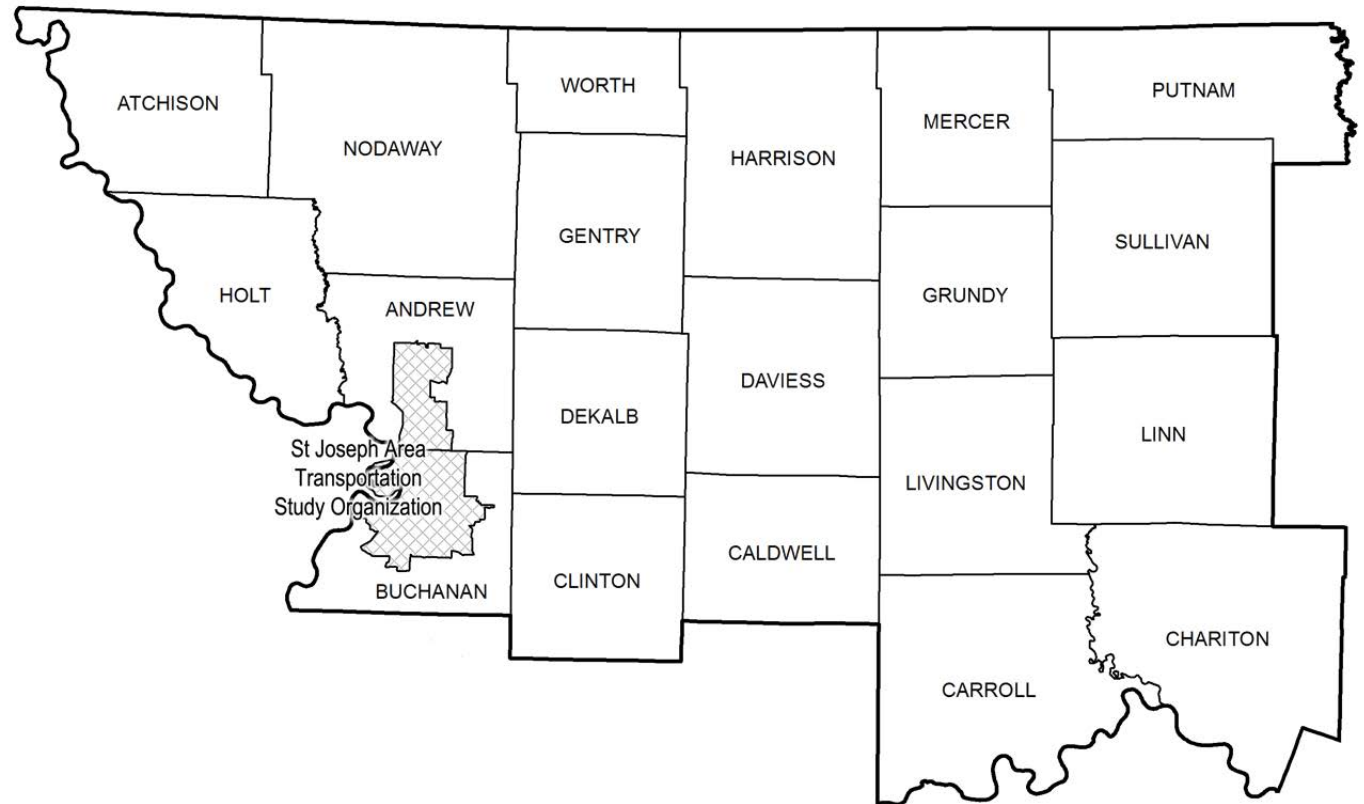
* Subject to the approval of the Transportation Improvement Plan by the governing Metropolitan Planning Organization.

Jun-10-2015

Section 4 - 1

District Northwest

Dollars in Thousands



MoDOT's Northwest District

PAYMENT PROJECTS



2016-2020 Highway and Bridge Construction Schedule

Transportation Planning

P.O. Box 270
Jefferson City, MO 65102

Construction contingency applied to construction cost in the year the project is awarded.

Three percent project growth factor compounded annually is applied to right-of-way and construction costs in program years 2, 3, 4, and 5.

No inflation is applied to the Funding From Other Sources (FFOS) or Payments.

Engineering includes PE costs, CE costs and R/W incidentals.

Construction contingency applied to construction cost in the year the project is awarded. Three percent project growth factor compounded annually is applied to right-of-way and construction costs in program years 2, 3, 4, and 5. No inflation is applied to the Funding From Other Sources (FFOS) or Payments. Engineering includes PE costs, CE costs and R/W incidentals.												STATE FISCAL YEAR PROJECT BUDGETING							
												Prior Prog.	7/2015- 6/2016	7/2016- 6/2017	7/2017- 6/2018	7/2018- 6/2019	7/2019- 6/2020		
County: Buchanan	Payback from the Economic Development program to Buchanan County Agri-Business Center Board in SFY 2020 for the design, engineering and Right way of project 1P3035.											Engineering:	0	0	0	0	0	0	
Route: US 36												R/W:	0	0	0	0	0	0	
Job No.: 1P3035Z												Construction:	0	0	0	0	0	0	
Length: 0.50	MPO: Y											FFOS:	0	0	0	0	0	357	
Fund Cat: Major Projects & Emerging Needs		Fed: 0	State: 357	Local: 0								Payments:	0	0	0	0	357		
Sec Cat: Regional	Awd Date: N/A	Anticipated Fed Cat:	State																
TIP #:	Future Cost: 0	Estimate Total:	357																
County: Various	Section 14 streambank protection project with the Corps of Engineers within the Northwest District. Corps of Engineers to design and administer project. Cost shown represents MoDOT's share. Payment to Corp for design work in FY 2016.											Engineering:	6	7	2	0	0	0	
Route: Various												R/W:	0	20	0	0	0	0	
Job No.: 1S3079												Construction:	0	0	0	0	0	0	
Length: 0.00	MPO: N											FFOS:	0	0	0	0	0	0	
Fund Cat: Major Projects & Emerging Needs		Fed: 264	State: 65	Local: 0								Payments:	0	40	260	0	0		
Sec Cat: Rehab And Reconst	Awd Date: N/A	Anticipated Fed Cat:	S.T.P.																
TIP #:	Future Cost: 0	Estimate Total:	335																
County: Various	Payback beginning in SFY 2008 for Safe and Sound bridge improvements in the Northwest District.											Engineering:	0	0	0	0	0	0	
Route: Various												R/W:	169	0	0	0	0	0	
Job No.: 5B08000												Construction:	0	0	0	0	0	0	
Length: 0.00	MPO: Y											FFOS:	169	0	0	0	0	0	
Fund Cat: Taking Care Of System		Fed: 0	State: 43,615	Local: 0								Payments:	36,462	8,723	8,723	8,723	8,723		
Sec Cat: Rehab And Reconst	Awd Date: N/A	Anticipated Fed Cat:	State																
TIP #:	BR-33	Future Cost: > 100,000	Estimate Total:	80,246															

* Subject to the approval of the Transportation Improvement Plan by the governing Metropolitan Planning Organization.

Jun-10-2015

Section 4 - 1

District Northwest

Dollars in Thousands



2016-2020 Highway and Bridge Construction Schedule

Transportation Planning

P.O. Box 270
Jefferson City, MO 65102

Construction contingency applied to construction cost in the year the project is awarded.
Three percent project growth factor compounded annually is applied to right-of-way and construction costs in program years 2, 3, 4, and 5.
No inflation is applied to the Funding From Other Sources (FFOS) or Payments.
Engineering includes PE costs, CE costs and R/W incidentals.

STATE FISCAL YEAR PROJECT BUDGETING						
	Prior Prog.	7/2015- 6/2016	7/2016- 6/2017	7/2017- 6/2018	7/2018- 6/2019	7/2019- 6/2020
FFOS:	169	0	0	0	0	357
Total R/W:	169	20	0	0	0	0
Total Construction:	0	0	0	0	0	0
Paybacks:	36,462	8,763	8,983	8,723	8,723	9,080
Sub-Total:	36,631	8,783	8,983	8,723	8,723	9,080
Total Engineering:	6	7	2	0	0	0
Grand Total:	36,637	8,790	8,985	8,723	8,723	9,080
		2016	2017	2018	2019	2020
State		8,736	8,775	8,723	8,723	9,080
AC-State		0	0	0	0	0
Local		0	0	0	0	0
Sub-total State		8,736	8,775	8,723	8,723	9,080
Federal						
Sub-total Federal		54	210	0	0	0
Grand Total		8,790	8,985	8,723	8,723	9,080

Project Count: 3

* Subject to the approval of the Transportation Improvement Plan by the governing Metropolitan Planning Organization.

Jun-10-2015

Section 4 - 1

District Northwest

Dollars in Thousands



2016-2020 Highway and Bridge Construction Schedule

Transportation Planning

P.O. Box 270
Jefferson City, MO 65102

Construction contingency applied to construction cost in the year the project is awarded.
Three percent project growth factor compounded annually is applied to right-of-way and construction costs in program years 2, 3, 4, and 5.
No inflation is applied to the Funding From Other Sources (FFOS) or Payments.
Engineering includes PE costs, CE costs and R/W incidentals.

Northwest

Total

STATE FISCAL YEAR PROJECT BUDGETING						
	Prior Prog.	7/2015- 6/2016	7/2016- 6/2017	7/2017- 6/2018	7/2018- 6/2019	7/2019- 6/2020
FFOS:	170	5,688	1,947	0	0	357
Total R/W:	198	193	7	0	0	0
Total Construction:	0	15,760	15,342	30,167	3,856	95
Paybacks:	36,462	8,763	8,983	8,723	8,723	9,080
Sub-Total:	36,660	24,716	24,332	38,890	12,579	9,175
Total Engineering:	1,451	1,677	1,831	2,212	277	6
Grand Total:	38,111	26,393	26,163	41,102	12,856	9,181

	2016	2017	2018	2019	2020
State	12,087	11,971	12,900	9,136	9,100
AC-State	3,391	0	0	0	0
Local	0	0	0	0	0
Sub-total State	15,478	11,971	12,900	9,136	9,100
Federal					
Sub-total Federal	10,915	14,192	28,202	3,720	81
Grand Total	26,393	26,163	41,102	12,856	9,181

Project Count: 55

* Subject to the approval of the Transportation Improvement Plan by the governing Metropolitan Planning Organization.

Jun-10-2015

Section 4 - 1

District Northwest

Dollars in Thousands

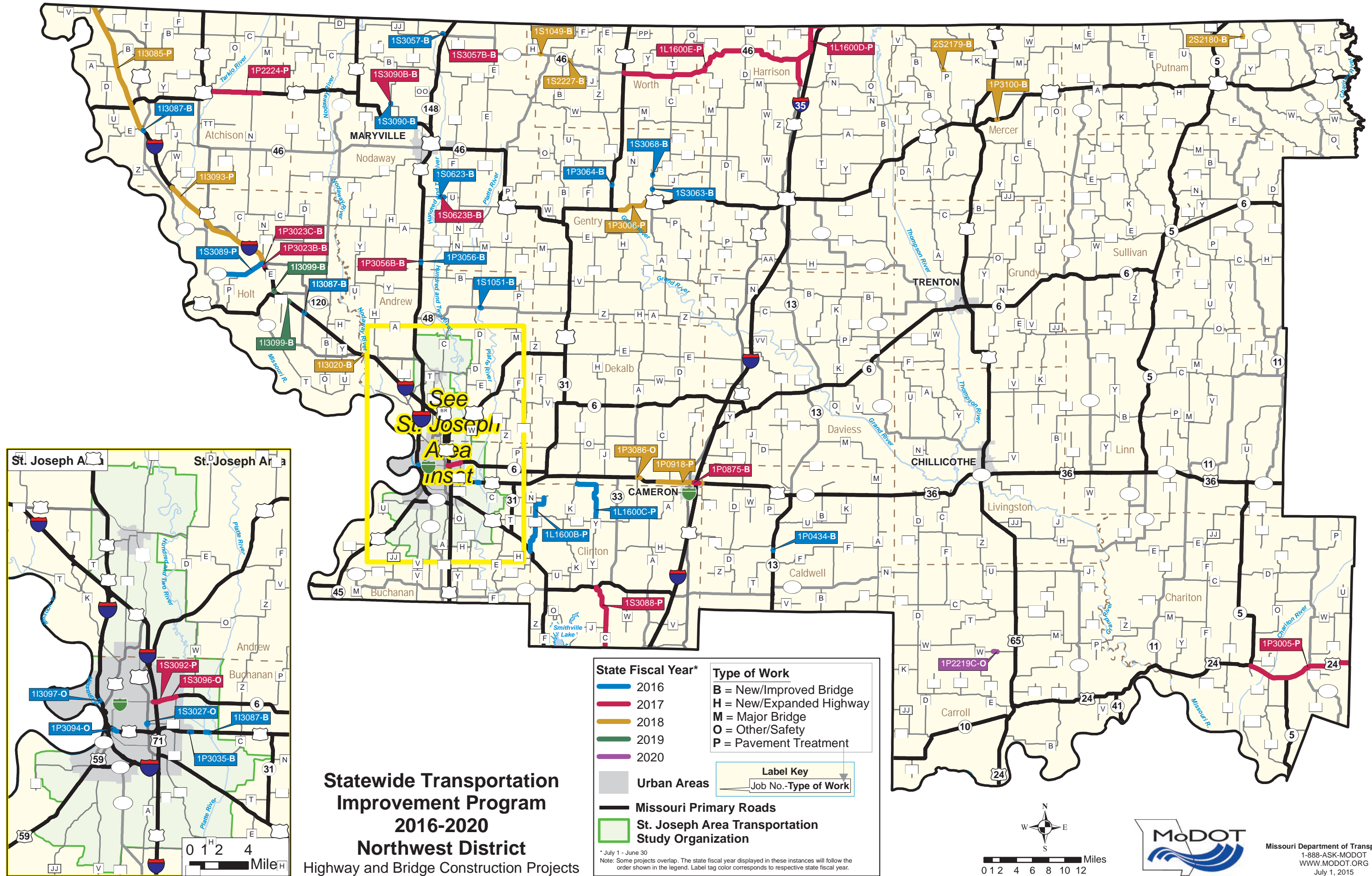
**District Program Summary
Northwest**

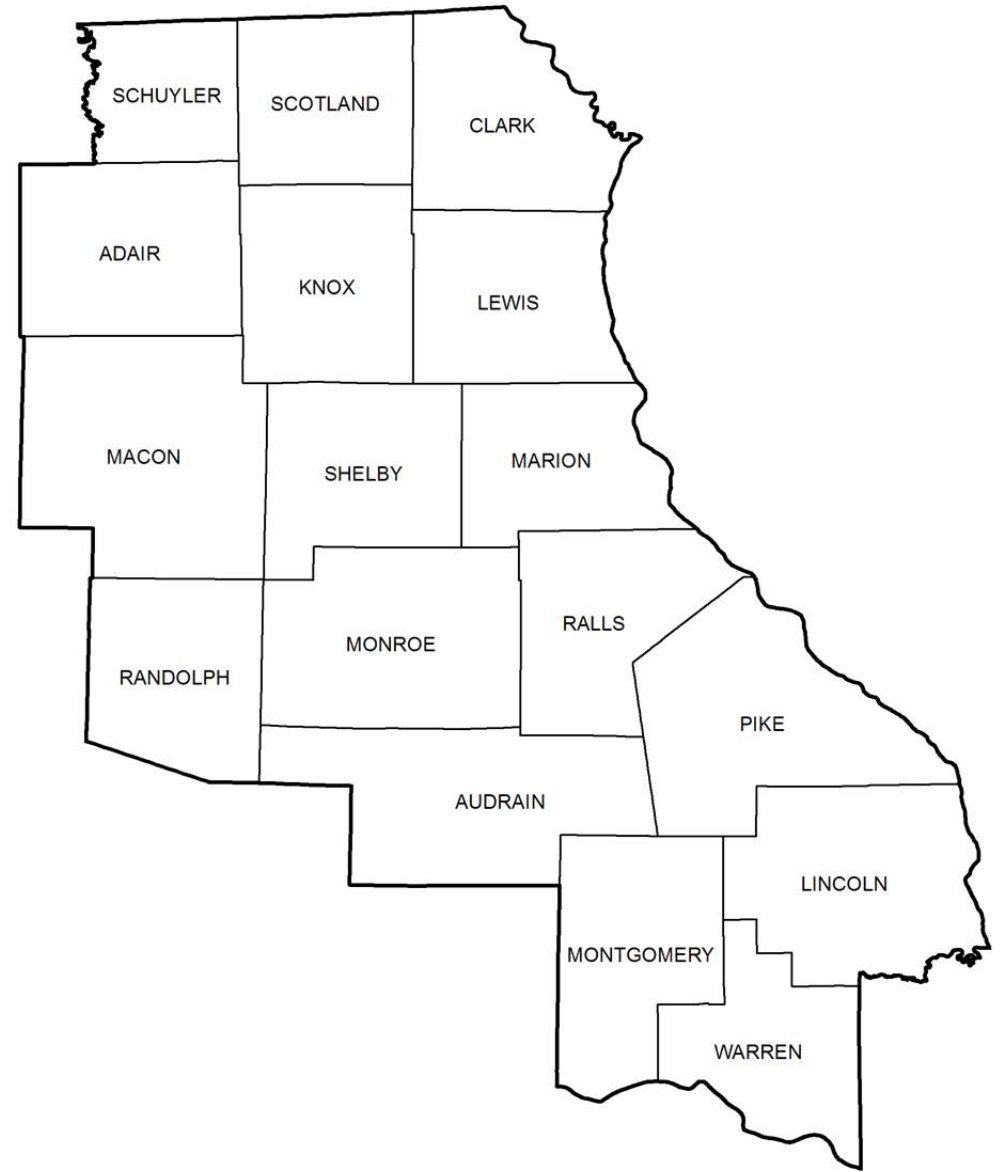
(Dollars in Millions)

Amounts include construction and right of way, excludes engineering.

State Fiscal Year	2016	2017	2018	2019	2020
Statewide Interstate And Major Bridge - Available					
Statewide Interstate And Major Bridge - FFOS	0.00	0.00	0.00	0.00	0.00
Statewide Interstate And Major Bridge - Fund Transfers	2.07	0.00	17.17	0.00	0.00
Statewide Interstate And Major Bridge - Carryover	0.16	0.00	0.00	0.00	0.00
Award and Completed Project Adjustments	0.00	0.00	0.00	0.00	0.00
Statewide Interstate And Major Bridge - Total Available	2.23	0.00	17.17	0.00	0.00
Statewide Interstate And Major Bridge - Programmed	2.07	0.00	18.22	0.00	0.00
Safety - Available	0.90	0.79	0.79	0.78	0.78
Safety - FFOS	0.18	0.00	0.00	0.00	0.00
Safety - Fund Transfers	0.00	0.00	0.00	0.00	0.00
Safety - Carryover	0.54	0.00	0.00	0.00	0.00
Award and Completed Project Adjustments	0.03	0.31	0.14	0.00	0.00
Safety - Total Available	1.65	1.10	0.93	0.78	0.78
Safety - Programmed	0.22	0.00	3.14	0.00	0.00
Taking Care Of System - Available	22.71	19.99	19.86	19.60	19.74
Taking Care Of System - FFOS	1.53	1.95	0.00	0.00	0.00
Taking Care Of System - Fund Transfers	1.97	4.65	-3.62	0.00	0.00
Taking Care Of System - Carryover	-23.80	0.00	0.00	0.00	0.00
Award and Completed Project Adjustments	0.72	0.25	-2.25	9.39	0.00
Taking Care Of System - Total Available	3.13	26.84	13.99	28.99	19.74
Taking Care Of System - Programmed	16.73	24.07	15.18	12.58	8.81
Major Projects & Emerging Needs - Available	2.01				
Major Projects & Emerging Needs - FFOS	3.98	0.00	0.00	0.00	0.36
Major Projects & Emerging Needs - Fund Transfers	0.00	0.00	0.00	0.00	0.00
Major Projects & Emerging Needs - Carryover	3.45	0.00	0.00	0.00	0.00
Award and Completed Project Adjustments	-0.05	0.01	-1.24	0.09	0.00
Major Projects & Emerging Needs - Total Available	9.39	0.01	-1.24	0.09	0.36
Major Projects & Emerging Needs - Programmed	5.69	0.26	2.36	0.00	0.36
Statewide Major Projects & Emerging Needs - Available	2.02				
Statewide Major Projects & Emerging Needs - FFOS	0.00	0.00	0.00	0.00	0.00
Statewide Major Projects & Emerging Needs - Fund Transfers	0.00	0.00	0.00	0.00	0.00
Statewide Major Projects & Emerging Needs - Carryover	0.00	0.00	0.00	0.00	0.00
Award and Completed Project Adjustments	0.00	0.00	0.00	0.00	0.00
Statewide Major Projects & Emerging Needs - Total Available	2.02	0.00	0.00	0.00	0.00
Statewide Major Projects & Emerging Needs - Programmed	0.00	0.00	0.00	0.00	0.00
Statewide Amendment 3 - Available					
Statewide Amendment 3 - FFOS	0.00	0.00	0.00	0.00	0.00
Statewide Amendment 3 - Fund Transfers	0.00	0.00	0.00	0.00	0.00
Statewide Amendment 3 - Carryover	0.01	0.00	0.00	0.00	0.00
Award and Completed Project Adjustments	0.00	0.00	0.00	0.00	0.00
Statewide Amendment 3 - Total Available	0.01	0.00	0.00	0.00	0.00
Statewide Amendment 3 - Programmed	0.00	0.00	0.00	0.00	0.00
Total Categorized Funding Available by SFY	18.43	27.95	30.85	29.86	20.88
Total Flexible Funds Available	4.32	-4.31	0.02	0.12	0.45
Adjustments	0.70	0.57	-3.35	9.48	0.00
Carryovers	-19.64				
Total Available by SFY	22.75	23.64	30.87	29.98	21.33
Total Programmed by SFY	24.71	24.33	38.90	12.58	9.17

*Note: Three percent inflation compounded annually applied to program years 2017 - 2020
Two percent construction contingency applied to construction.*





MoDOT's Northeast District

PROJECT DESCRIPTION KEY

2016-2020 Highway and Bridge Construction Schedule

Construction contingency applied to construction cost in the year the project is awarded.

Three percent project growth factor compounded annually is applied to right-of-way and construction in program years 2, 3, 4, and 5.

No inflation is applied to the Funding From Other Sources (FFOS) or Payments.

Engineering includes PE costs, CE costs, and R/W incidentals.

STATE FISCAL YEAR PROJECT BUDGETING					
Prior Prog.	7/2015 6/2016	7/2016 6/2017	7/2017 6/2018	7/2018 6/2019	7/2019 6/2020
Engineering:	99	9	0	0	0
R/W:	0	0	99	0	0
Construction:	0	0	0	999	0
FFOS:	0	0	0	99	0
Payments:	0	99	0	0	0

County: _____
 Route: _____
 Job No.: _____
 Length: _____
 Fund Cat: _____
 Sec Cat: _____
 TIP# _____

MPO: _____ Fed: _____ State: _____ Local: _____
 Federal Oversight

Award Date _____ Anticipated Fed Cat: _____
 Future Cost: _____ Estimate Total: _____

Anticipated Federal Funding Category**

Estimated cost range beyond 2020.

Date project is to be awarded to begin construction (Season and calendar year for 2015 & 2016. SFY only beyond 2016).

Metropolitan Planning Organization (Y/N).

Project description and location.

County location of project.

Route location of project.

Project number used to track project

Total Length in 1/100 miles.

Primary Funding Category.*

Secondary Funding Category.

Transportation Improvement Plan

Projects with full oversight by the Federal Highway Administration.

Total project cost estimate.

Federal, Advanced CN-State, State and Local share of project costs.

Dollars programmed in previous STIPs.

Dollars funded from other sources.

Dollars for construction, utilities and contingency.

Dollars for right-of-way (land acquisition).

Dollars to be paid back for accelerating the project or payments to others.

Dollars for engineering that include preliminary engineering, construction engineering and right-of-way incidentals.

*Primary funding category:

Take Care of System
 Statewide Interstate & Major Bridge
 Safety
 Major Projects & Emerging Needs
 Amendment 3

Note: Freight plan projects are eligible for a greater percentage of federal funding.

**Federal funding category:

CMAQ - Congestion Mitigation and Air Quality
 * usually 80% Federal & 20% State funds
Earmark - usually 80% Federal & 20% State funds
NHPP - National Highway Performance Program
 * usually 80% Federal & 20% State funds
 * sometimes 90% Federal & 10% State funds
Safety - usually 90% Federal & 10% State funds
State - No federal funds, state only funded
STP - Surface Transportation Program
 * usually 80% Federal & 20% State funds

(All Costs in Thousands)



2016-2020 Highway and Bridge Construction Schedule

Transportation Planning

P.O. Box 270
Jefferson City, MO 65102

Construction contingency applied to construction cost in the year the project is awarded.

Three percent project growth factor compounded annually is applied to right-of-way and construction costs in program years 2, 3, 4, and 5.

No inflation is applied to the Funding From Other Sources (FFOS) or Payments.

Engineering includes PE costs, CE costs and R/W incidentals.

Construction contingency applied to construction cost in the year the project is awarded. Three percent project growth factor compounded annually is applied to right-of-way and construction costs in program years 2, 3, 4, and 5. No inflation is applied to the Funding From Other Sources (FFOS) or Payments. Engineering includes PE costs, CE costs and R/W incidentals.											STATE FISCAL YEAR PROJECT BUDGETING					
											Prior Prog.	7/2015- 6/2016	7/2016- 6/2017	7/2017- 6/2018	7/2018- 6/2019	7/2019- 6/2020
County: Adair Route: MO 11 Job No.: 2S0412B Length: 0.06 MPO: N Fund Cat: Taking Care Of System Sec Cat: Rehab And Reconst Awd Date: Winter 16 Anticipated Fed Cat: NHPP TIP #: Future Cost: 0 Estimate Total: 1,178	Replace bridge over Mussell Fork drainage ditch 0.2 mile east of Sullivan County line. Project involves bridge K0305.					Engineering: 163 R/W: 11 Construction: 0 FFOS: 0 Payments: 0	92 0 912 0 0 0	0 0 0 0 0 0	0 0 0 0 0 0	0 0 0 0 0 0						
County: Audrain Route: MO 15 Job No.: 2P3079 Length: 0.18 MPO: N Fund Cat: Taking Care Of System Sec Cat: Preventive Maint Awd Date: Fall 15 Anticipated Fed Cat: NHPP TIP #: Future Cost: 0 Estimate Total: 223	Replace expansion joints on Rte. 15 over Rte. 54 in Audrain Co., Rte. 6 over Rte. 24, and Rte. 24 over South Fabius River in Marion Co. Project involves bridges A4709, A2139 and A2021. \$205,000 District Operations funds.					Engineering: 1 R/W: 0 Construction: 0 FFOS: 0 Payments: 0	17 0 205 205 0	0 0 0 0 0	0 0 0 0 0	0 0 0 0 0						
County: Audrain Route: MO 15 Job No.: 2P3087 Length: 0.07 MPO: N Fund Cat: Taking Care Of System Sec Cat: Rehab And Reconst Awd Date: Spring 16 Anticipated Fed Cat: NHPP TIP #: Future Cost: 0 Estimate Total: 984	Replace bridge over Fish Branch 0.1 mile north of Rte. T near Mexico. Project involves bridge H0548.					Engineering: 2 R/W: 0 Construction: 0 FFOS: 0 Payments: 0	124 5 853 0 0	0 0 0 0 0	0 0 0 0 0	0 0 0 0 0						
County: Audrain Route: MO 22 Job No.: 2P3095 Length: 17.66 MPO: N Fund Cat: Taking Care Of System Sec Cat: Preventive Maint Awd Date: 2019 Anticipated Fed Cat: S.T.P. TIP #: Future Cost: 0 Estimate Total: 1,836	Pavement improvements from 0.1 mile west of Rte. E in Audrain County near Mexico to Rte. F in Boone County.					Engineering: 0 R/W: 0 Construction: 0 FFOS: 0 Payments: 0	1 0 0 0 0	1 0 0 0 0	5 0 0 0 0	113 0 1,716 0 0						
County: Audrain Route: MO 22 Job No.: 3P2207 Length: 17.66 MPO: N Fund Cat: Taking Care Of System Sec Cat: Rehab And Reconst Awd Date: Winter 16 Anticipated Fed Cat: S.T.P. TIP #: Future Cost: 0 Estimate Total: 2,415	Pavement improvements from 0.1 mile west of Rte. E in Audrain County near Mexico to Rte. F in Boone County.					Engineering: 75 R/W: 0 Construction: 0 FFOS: 0 Payments: 0	155 0 2,185 0 0	0 0 0 0 0	0 0 0 0 0	0 0 0 0 0						

* Subject to the approval of the Transportation Improvement Plan by the governing Metropolitan Planning Organization.

Jun-10-2015

Section 4 - 1

District Northeast

Dollars in Thousands



2016-2020 Highway and Bridge Construction Schedule

Construction contingency applied to construction cost in the year the project is awarded.

Three percent project growth factor compounded annually is applied to right-of-way and construction costs in program years 2, 3, 4, and 5.

No inflation is applied to the Funding From Other Sources (FFOS) or Payments.

Engineering includes PE costs, CE costs and R/W incidentals.

Construction contingency applied to construction cost in the year the project is awarded. Three percent project growth factor compounded annually is applied to right-of-way and construction costs in program years 2, 3, 4, and 5. No inflation is applied to the Funding From Other Sources (FFOS) or Payments. Engineering includes PE costs, CE costs and R/W incidentals.												STATE FISCAL YEAR PROJECT BUDGETING					
												Prior Prog.	7/2015- 6/2016	7/2016- 6/2017	7/2017- 6/2018	7/2018- 6/2019	7/2019- 6/2020
County: Audrain Route: BU 54 Job No.: 2S3006D Length: 0.11 MPO: N Fund Cat: Taking Care Of System Sec Cat: N- Ada Trans Awd Date: Summer 15 TIP #: Future Cost: 0	Pedestrian improvements on north and south sides of road from Martin Luther King Drive to Christy Street in Mexico. \$93,000 Statewide Transportation Enhancement funds.					Fed: 100 State: 25 Local: 0	Anticipated Fed Cat: NHPP	Estimate Total: 141	Engineering: 8	9	0	0	0	0			
									R/W: 8	0	0	0	0	0			
									Construction: 0	116	0	0	0	0			
									FFOS: 0	93	0	0	0	0			
									Payments: 0	0	0	0	0	0			
County: Audrain Route: RT AA Job No.: 2L1601B Length: 6.16 MPO: N Fund Cat: Taking Care Of System Sec Cat: Preventive Maint Awd Date: Summer 15 TIP #: Future Cost: 0	Pavement treatment from Rte. BB north junction to Rte. 19 in Wellsville.					Fed: 96 State: 24 Local: 0	Anticipated Fed Cat: S.T.P.	Estimate Total: 121	Engineering: 1	9	0	0	0				
									R/W: 0	0	0	0	0	0			
									Construction: 0	111	0	0	0	0			
									FFOS: 0	0	0	0	0	0			
									Payments: 0	0	0	0	0	0			
County: Knox Route: MO 151 Job No.: 2S3073 Length: 0.06 MPO: N Fund Cat: Major Projects & Emerging Needs Sec Cat: Rehab And Reconst Awd Date: Winter 16 TIP #: Future Cost: 0	Replace bridge over North River 0.3 mile south of Rte. 156 near Novelty. Project involves bridge S0073.					Fed: 416 State: 104 Local: 0	Anticipated Fed Cat: NHPP	Estimate Total: 537	Engineering: 16	66	0	0	0				
									R/W: 1	0	0	0	0	0			
									Construction: 0	454	0	0	0	0			
									FFOS: 0	0	0	0	0	0			
									Payments: 0	0	0	0	0	0			
County: Lewis Route: RT K Job No.: 3S2202 Length: 0.05 MPO: N Fund Cat: Taking Care Of System Sec Cat: Rehab And Reconst Awd Date: 2019 TIP #: Future Cost: 0	Bridge improvements over Middle Fabius River 1.9 miles south of Rte. Y near Labelle. Project involves bridge X0192.					Fed: 1,068 State: 266 Local: 0	Anticipated Fed Cat: NHPP	Federal Oversight	Engineering: 11	1	1	19	152				
									R/W: 0	0	0	10	0	0			
									Construction: 0	0	0	0	1,151	0			
									FFOS: 0	0	0	0	0	0			
									Payments: 0	0	0	0	0	0			
County: Lincoln Route: RT MM Job No.: 3S2184 Length: 0.06 MPO: N Fund Cat: Taking Care Of System Sec Cat: Rehab And Reconst Awd Date: Winter 16 TIP #: Future Cost: 0	Replace bridge over Crooked Creek 1.5 miles south of Rte. C near Moscow Mills. Project involves bridge R0208.					Fed: 438 State: 110 Local: 0	Anticipated Fed Cat: NHPP	Estimate Total: 595	Engineering: 46	63	0	0	0				
									R/W: 1	0	0	0	0	0			
									Construction: 0	485	0	0	0	0			
									FFOS: 0	0	0	0	0	0			
									Payments: 0	0	0	0	0	0			

* Subject to the approval of the Transportation Improvement Plan by the governing Metropolitan Planning Organization.



2016-2020 Highway and Bridge Construction Schedule

Transportation Planning

P.O. Box 270
Jefferson City, MO 65102

Construction contingency applied to construction cost in the year the project is awarded.

Three percent project growth factor compounded annually is applied to right-of-way and construction costs in program years 2, 3, 4, and 5.

No inflation is applied to the Funding From Other Sources (FFOS) or Payments.

Engineering includes PE costs, CE costs and R/W incidentals.

						STATE FISCAL YEAR PROJECT BUDGETING					
						Prior Prog.	7/2015- 6/2016	7/2016- 6/2017	7/2017- 6/2018	7/2018- 6/2019	7/2019- 6/2020
County: Macon	Replace bridge over East Fork Chariton River 2.3 miles east of Rte. 3 near La Plata.					Engineering:	10	93	0	0	0
Route: MO 156	Project involves bridge S0993.					R/W:	0	4	0	0	0
Job No.: 2S0438						Construction:	0	578	0	0	0
Length: 0.05	MPO: N					FFOS:	0	0	0	0	0
Fund Cat: Major Projects & Emerging Needs	Fed: 539 State: 136 Local: 0					Payments:	0	0	0	0	0
Sec Cat: Rehab And Reconst	Awd Date: Winter 16 Anticipated Fed Cat: NHPP										
TIP #:	Future Cost: 0 Estimate Total: 685										
County: Marion	High friction surface treatment on southbound lanes from 0.2 mile south of west outer road Rte. 61 to Rtes. W and 168 intersection in Hannibal. \$48,800 Accelerated Innovation Deployment (AID) and \$8,000 AID credit for testing.					Engineering:	1	5	0	0	0
Route: US 61						R/W:	0	0	0	0	0
Job No.: 2L1600B						Construction:	0	61	0	0	0
Length: 0.19	MPO: N					FFOS:	0	57	0	0	0
Fund Cat: Safety	Fed: 60 State: 6 Local: 0					Payments:	0	0	0	0	0
Sec Cat: Safety	Awd Date: Fall 15 Anticipated Fed Cat: Safety										
TIP #:	Future Cost: 0 Estimate Total: 67										
County: Marion	Pavement treatment on eastbound and westbound lanes from 0.2 mile west of Rte. 61 to the Mississippi River in Hannibal.					Engineering:	0	2	41	0	0
Route: IS 72						R/W:	0	0	0	0	0
Job No.: 2I3096						Construction:	0	0	577	0	0
Length: 3.69	MPO: N					FFOS:	0	0	0	0	0
Fund Cat: Statewide Interstate And Major Bridge	Fed: 558 State: 62 Local: 0					Payments:	0	0	0	0	0
Sec Cat: Preventive Maint	Awd Date: Fall 16 Anticipated Fed Cat: NHPP										
TIP #:	Future Cost: 0 Estimate Total: 620										
County: Montgomery	Job Order Contracting for pavement repair from the Callaway County line to the St. Charles County line.					Engineering:	0	40	0	0	0
Route: IS 70						R/W:	0	0	0	0	0
Job No.: 0I3002J						Construction:	0	500	0	0	0
Length: 38.60	MPO: N					FFOS:	0	0	0	0	0
Fund Cat: Statewide Interstate And Major Bridge	AC-State: 485 State: 55 Local: 0					Payments:	0	0	0	0	0
Sec Cat: Preventive Maint	Awd Date: Spring 16 Anticipated Fed Cat: NHPP										
TIP #:	Future Cost: 0 Estimate Total: 540										
County: Montgomery	Pavement improvements on eastbound lanes from the Callaway County line to 1.1 miles west of Rte. 161 near Mineola.					Engineering:	4	90	0	0	0
Route: IS 70						R/W:	0	0	0	0	0
Job No.: 2I3055						Construction:	0	1,171	0	0	0
Length: 4.48	MPO: N					FFOS:	0	0	0	0	0
Fund Cat: Major Projects & Emerging Needs	AC-State: 1,135 State: 126 Local: 0					Payments:	0	0	0	0	0
Sec Cat: Rehab And Reconst	Awd Date: Fall 15 Anticipated Fed Cat: NHPP Federal Oversight										
TIP #:	Future Cost: 0 Estimate Total: 1,265										

* Subject to the approval of the Transportation Improvement Plan by the governing Metropolitan Planning Organization.

Jun-10-2015

Section 4 - 3

District Northeast

Dollars in Thousands



2016-2020 Highway and Bridge Construction Schedule

Transportation Planning

P.O. Box 270
Jefferson City, MO 65102

Construction contingency applied to construction cost in the year the project is awarded.

Three percent project growth factor compounded annually is applied to right-of-way and construction costs in program years 2, 3, 4, and 5.

No inflation is applied to the Funding From Other Sources (FFOS) or Payments.

Engineering includes PE costs, CE costs and R/W incidentals.

Construction contingency applied to construction cost in the year the project is awarded. Three percent project growth factor compounded annually is applied to right-of-way and construction costs in program years 2, 3, 4, and 5. No inflation is applied to the Funding From Other Sources (FFOS) or Payments. Engineering includes PE costs, CE costs and R/W incidentals.												STATE FISCAL YEAR PROJECT BUDGETING						
												Prior Prog.	7/2015- 6/2016	7/2016- 6/2017	7/2017- 6/2018	7/2018- 6/2019	7/2019- 6/2020	
County:	Montgomery	Job Order Contracting for guard cable repair on I-70 in Montgomery and Warren Counties, Rte. T in Ralls County and Rte. 36 in Macon County.										Engineering:	0	20	0	0	0	0
Route:	IS 70											R/W:	0	0	0	0	0	0
Job No.:	213092											Construction:	0	250	0	0	0	0
Length:	40.12	MPO: N									FFOS:	0	0	0	0	0	0	
Fund Cat:	Taking Care Of System		AC-State: 216		State: 54		Local: 0					Payments:	0	0	0	0	0	
Sec Cat:	Routine Maintenance	Awd Date:	Spring 16		Anticipated Fed Cat:		S.T.P.											
TIP #:			Future Cost: 0		Estimate Total:		270											
County:	Montgomery	Pavement improvements on eastbound lanes from 1.1 miles west of Rte. 161 to 2 miles east of Rte. F near New Florence.										Engineering:	114	219	0	0	0	0
Route:	IS 70											R/W:	0	0	0	0	0	0
Job No.:	312189											Construction:	0	3,169	0	0	0	0
Length:	12.53	MPO: N									FFOS:	0	0	0	0	0	0	
Fund Cat:	Statewide Interstate And Major Bridge		AC-State: 3,049		State: 339		Local: 0					Payments:	0	0	0	0	0	
Sec Cat:	Rehab And Reconst	Awd Date:	Fall 15	Anticipated Fed Cat:		NHPP		Federal Oversight										
TIP #:			Future Cost: 0		Estimate Total:		3,502											
County:	Montgomery	Bridge improvements over Loutre River 2.2 miles west of Rte. 161 near Danville. Project involves bridge A0971.										Engineering:	80	2	2	2	89	292
Route:	IS 70											R/W:	0	0	0	0	0	0
Job No.:	312195											Construction:	0	0	0	0	0	4,750
Length:	0.11	MPO: N									FFOS:	0	0	0	0	0	0	
Fund Cat:	Statewide Interstate And Major Bridge		Fed: 4,624		State: 513		Local: 0					Payments:	0	0	0	0	0	
Sec Cat:	Rehab And Reconst	Awd Date:	2020	Anticipated Fed Cat:		NHPP		Federal Oversight										
TIP #:			Future Cost: 0		Estimate Total:		5,217											
County:	Montgomery	Pavement treatment from 0.2 mile east of Bluffton Road to Rte. 19 near McKittrick.										Engineering:	0	1	1	1	20	0
Route:	MO 94											R/W:	0	0	0	0	0	0
Job No.:	5S3049B											Construction:	0	0	0	0	279	0
Length:	9.94	MPO: N									FFOS:	0	0	0	0	0	0	
Fund Cat:	Taking Care Of System		Fed: 242		State: 60		Local: 0					Payments:	0	0	0	0	0	
Sec Cat:	Preventive Maint	Awd Date:	2019		Anticipated Fed Cat:		S.T.P.											
TIP #:			Future Cost: 0		Estimate Total:		302											
County:	Montgomery	Pavement treatment from Rte. AA to end of state maintenance near Wellsville.										Engineering:	1	5	0	0	0	0
Route:	RT PP											R/W:	0	0	0	0	0	0
Job No.:	2L1601C											Construction:	0	51	0	0	0	0
Length:	2.68	MPO: N									FFOS:	0	0	0	0	0	0	
Fund Cat:	Taking Care Of System		Fed: 45		State: 11		Local: 0					Payments:	0	0	0	0	0	
Sec Cat:	Preventive Maint	Awd Date:	Summer 15		Anticipated Fed Cat:		S.T.P.											
TIP #:			Future Cost: 0		Estimate Total:		57											

* Subject to the approval of the Transportation Improvement Plan by the governing Metropolitan Planning Organization.

Jun-10-2015

Section 4 - 4

District Northeast

Dollars in Thousands



2016-2020 Highway and Bridge Construction Schedule

Transportation Planning

P.O. Box 270
Jefferson City, MO 65102

Construction contingency applied to construction cost in the year the project is awarded.

Three percent project growth factor compounded annually is applied to right-of-way and construction costs in program years 2, 3, 4, and 5.

No inflation is applied to the Funding From Other Sources (FFOS) or Payments.

Engineering includes PE costs, CE costs and R/W incidentals.

Construction contingency applied to construction cost in the year the project is awarded. Three percent project growth factor compounded annually is applied to right-of-way and construction costs in program years 2, 3, 4, and 5. No inflation is applied to the Funding From Other Sources (FFOS) or Payments. Engineering includes PE costs, CE costs and R/W incidentals.							STATE FISCAL YEAR PROJECT BUDGETING						
							Prior Prog.	7/2015- 6/2016	7/2016- 6/2017	7/2017- 6/2018	7/2018- 6/2019	7/2019- 6/2020	
County: Pike	Job Order Contracting for bridge repair on the Champ Clark Bridge over the Mississippi River at Louisiana. \$77,000 IDOT funds. Project involves bridge K0932.						Engineering:	0	12	0	0	0	0
Route: US 54							R/W:	0	0	0	0	0	0
Job No.: 2L1500N							Construction:	0	154	0	0	0	0
Length: 0.25	MPO: N						FFOS:	0	77	0	0	0	0
Fund Cat: Major Projects & Emerging Needs	Fed: 87	State: 2	Local: 77				Payments:	0	0	0	0	0	
Sec Cat: Preventive Maint	Awd Date: Fall 15	Anticipated Fed Cat: NHPP											
TIP #:	Future Cost: 0	Estimate Total: 166											
County: Pike	Job Order Contracting for bridge repair on the Champ Clark Bridge over the Mississippi River at Louisiana. \$75,000 IDOT funds. Project involves bridge K0932.						Engineering:	0	13	0	0	0	0
Route: US 54							R/W:	0	0	0	0	0	0
Job No.: 2P3094							Construction:	0	150	0	0	0	0
Length: 0.24	MPO: N						FFOS:	0	75	0	0	0	0
Fund Cat: Major Projects & Emerging Needs	Fed: 86	State: 2	Local: 75				Payments:	0	0	0	0	0	
Sec Cat: Preventive Maint	Awd Date: Spring 16	Anticipated Fed Cat: NHPP											
TIP #:	Future Cost: 0	Estimate Total: 163											
County: Pike	Replace bridge over Guinns Creek 0.6 mile south of Rte. H near Annada. Project involves bridge K0323.						Engineering:	2	167	0	0	0	0
Route: MO 79							R/W:	0	1	0	0	0	0
Job No.: 2P3080							Construction:	0	851	0	0	0	0
Length: 0.07	MPO: N						FFOS:	0	0	0	0	0	0
Fund Cat: Taking Care Of System	Fed: 815	State: 204	Local: 0				Payments:	0	0	0	0	0	0
Sec Cat: Rehab And Reconst	Awd Date: Spring 16	Anticipated Fed Cat: NHPP											
TIP #:	Future Cost: 0	Estimate Total: 1,021											
County: Pike	Replace bridge over New Bryan Creek 1.4 miles south of Rte. H near Annada. Project involves bridge K0324.						Engineering:	2	173	0	0	0	0
Route: MO 79							R/W:	0	1	0	0	0	0
Job No.: 2P3081							Construction:	0	879	0	0	0	0
Length: 0.07	MPO: N						FFOS:	0	0	0	0	0	0
Fund Cat: Taking Care Of System	Fed: 843	State: 210	Local: 0				Payments:	0	0	0	0	0	0
Sec Cat: Rehab And Reconst	Awd Date: Spring 16	Anticipated Fed Cat: NHPP											
TIP #:	Future Cost: 0	Estimate Total: 1,055											
County: Pike	Bridge improvements over Noix Creek 1.1 miles north of Rte. D in Louisiana. Project involves bridge K0487.						Engineering:	2	31	163	0	0	0
Route: MO 79							R/W:	0	1	0	0	0	0
Job No.: 2P3082							Construction:	0	0	1,222	0	0	0
Length: 0.03	MPO: N						FFOS:	0	0	0	0	0	0
Fund Cat: Taking Care Of System	Fed: 1,135	State: 282	Local: 0				Payments:	0	0	0	0	0	0
Sec Cat: Rehab And Reconst	Awd Date: 2017	Anticipated Fed Cat: NHPP		Federal Oversight									
TIP #:	Future Cost: 0	Estimate Total: 1,419											

* Subject to the approval of the Transportation Improvement Plan by the governing Metropolitan Planning Organization.

Jun-10-2015

Section 4 - 5

District Northeast

Dollars in Thousands



2016-2020 Highway and Bridge Construction Schedule

Construction contingency applied to construction cost in the year the project is awarded.

Three percent project growth factor compounded annually is applied to right-of-way and construction costs in program years 2, 3, 4, and 5.

No inflation is applied to the Funding From Other Sources (FFOS) or Payments.

Engineering includes PE costs, CE costs and R/W incidentals.

Construction contingency applied to construction cost in the year the project is awarded. Three percent project growth factor compounded annually is applied to right-of-way and construction costs in program years 2, 3, 4, and 5. No inflation is applied to the Funding From Other Sources (FFOS) or Payments. Engineering includes PE costs, CE costs and R/W incidentals.												STATE FISCAL YEAR PROJECT BUDGETING					
												Prior Prog.	7/2015- 6/2016	7/2016- 6/2017	7/2017- 6/2018	7/2018- 6/2019	7/2019- 6/2020
County: Pike Route: MO 79 Job No.: 2P3083 Length: 0.07 MPO: N Fund Cat: Taking Care Of System Fed: 960 State: 238 Local: 0 Sec Cat: Rehab And Reconst Awd Date: 2018 Anticipated Fed Cat: NHPP <div>Federal Oversight</div> TIP #: Future Cost: 0 Estimate Total: 1,198	Bridge improvements over Ramsey Creek 2.4 miles north of Rte. H near Annada. Project involves bridge K0322.					Engineering:	0	10	38	117	0	0					
							R/W:	0	0	1	0	0	0				
							Construction:	0	0	0	1,032	0	0				
							FFOS:	0	0	0	0	0	0				
							Payments:	0	0	0	0	0	0				
County: Pike Route: MO 79 Job No.: 2P3084 Length: 0.05 MPO: N Fund Cat: Taking Care Of System Fed: 517 State: 128 Local: 0 Sec Cat: Rehab And Reconst Awd Date: 2018 Anticipated Fed Cat: NHPP TIP #: Future Cost: 0 Estimate Total: 645	Bridge improvements over Fox Creek 1.9 miles south of Rte. W near Clarksville. Project involves bridge K0318.					Engineering:	0	5	21	63	0	0					
							R/W:	0	0	1	0	0	0				
							Construction:	0	0	0	555	0	0				
							FFOS:	0	0	0	0	0	0				
							Payments:	0	0	0	0	0	0				
County: Pike Route: MO 79 Job No.: 2P3086 Length: 0.04 MPO: N Fund Cat: Taking Care Of System Fed: 537 State: 134 Local: 0 Sec Cat: Rehab And Reconst Awd Date: 2017 Anticipated Fed Cat: NHPP TIP #: Future Cost: 0 Estimate Total: 673	Bridge improvements over Buffalo Creek 0.6 mile south of Rte. D near Louisiana. Project involves bridge K0313.					Engineering:	2	20	73	0	0	0					
							R/W:	0	1	0	0	0	0				
							Construction:	0	0	577	0	0	0				
							FFOS:	0	0	0	0	0	0				
							Payments:	0	0	0	0	0	0				
County: Pike Route: MO 79 Job No.: 3P2201 Length: 0.17 MPO: N Fund Cat: Taking Care Of System Fed: 1,414 State: 354 Local: 0 Sec Cat: Rehab And Reconst Awd Date: Summer 15 Anticipated Fed Cat: NHPP TIP #: Future Cost: 0 Estimate Total: 1,917	Replace bridge over Big Calumet Creek 0.6 mile south of Rte. N near Clarksville. Project involves bridge K0317.					Engineering:	139	117	0	0	0	0					
							R/W:	10	0	0	0	0	0				
							Construction:	0	1,651	0	0	0	0				
							FFOS:	0	0	0	0	0	0				
							Payments:	0	0	0	0	0	0				
County: Ralls Route: US 61 Job No.: 3P2206 Length: 7.89 MPO: N Fund Cat: Taking Care Of System Fed: 4,255 State: 1,062 Local: 0 Sec Cat: Thin Lift Overlay Awd Date: 2017 Anticipated Fed Cat: NHPP <div>Federal Oversight</div> TIP #: Future Cost: 0 Estimate Total: 5,405	Pavement and intersection improvements on northbound and southbound lanes from Warren Barrett Drive in Hannibal to 0.5 mile south of Rte. 19 near New London. \$1,672,000 Open Container funds.					Engineering:	88	2	333	0	0	0					
							R/W:	0	1	0	0	0	0				
							Construction:	0	0	4,981	0	0	0				
							FFOS:	0	0	1,672	0	0	0				
							Payments:	0	0	0	0	0	0				

* Subject to the approval of the Transportation Improvement Plan by the governing Metropolitan Planning Organization.



2016-2020 Highway and Bridge Construction Schedule

Transportation Planning

P.O. Box 270
Jefferson City, MO 65102

Construction contingency applied to construction cost in the year the project is awarded.

Three percent project growth factor compounded annually is applied to right-of-way and construction costs in program years 2, 3, 4, and 5.

No inflation is applied to the Funding From Other Sources (FFOS) or Payments.

Engineering includes PE costs, CE costs and R/W incidentals.

Construction contingency applied to construction cost in the year the project is awarded. Three percent project growth factor compounded annually is applied to right-of-way and construction costs in program years 2, 3, 4, and 5. No inflation is applied to the Funding From Other Sources (FFOS) or Payments. Engineering includes PE costs, CE costs and R/W incidentals.											STATE FISCAL YEAR PROJECT BUDGETING					
											Prior Prog.	7/2015- 6/2016	7/2016- 6/2017	7/2017- 6/2018	7/2018- 6/2019	7/2019- 6/2020
County: Randolph Route: US 24 Job No.: 2P3051 Length: 7.64 MPO: N Fund Cat: Taking Care Of System Sec Cat: Thin Lift Overlay TIP #:	Pavement and shoulder improvements from the Chariton County line to 1.5 miles west of Rte. C near Huntsville. Fed: 1,592 State: 398 Local: 0 Awd Date: Summer 16 Anticipated Fed Cat: NHPP Future Cost: 0 Estimate Total: 1,994					Engineering: 4 R/W: 0 Construction: 0 FFOS: 0 Payments: 0	14 0 0 0 0	125 0 1,851 0 0	0 0 0 0 0	0 0 0 0 0						
County: Randolph Route: US 63 Job No.: 2P2213 Length: 14.54 MPO: N Fund Cat: Taking Care Of System Sec Cat: Thin Lift Overlay TIP #:	Pavement improvements on two disconnected sections on southbound lanes from 0.3 mile south of Rte. 24 at Moberly to the Boone County line. AC-State: 3,246 State: 812 Local: 0 Awd Date: Fall 15 Anticipated Fed Cat: NHPP Future Cost: 0 Estimate Total: 4,099					Engineering: 41 R/W: 0 Construction: 0 FFOS: 0 Payments: 0	265 0 3,793 0 0	0 0 0 0 0	0 0 0 0 0	0 0 0 0 0						
County: Shelby Route: MO 15 Job No.: 2P3088 Length: 0.09 MPO: N Fund Cat: Taking Care Of System Sec Cat: Rehab And Reconst TIP #:	Replace bridge over Black Creek 0.8 mile south of Rte. 168 near Shelbyville. Project involves bridge J0768. AC-State: 1,329 State: 333 Local: 0 Awd Date: Spring 16 Anticipated Fed Cat: NHPP Future Cost: 0 Estimate Total: 1,664					Engineering: 2 R/W: 0 Construction: 0 FFOS: 0 Payments: 0	238 0 1,424 0 0	0 0 0 0 0	0 0 0 0 0	0 0 0 0 0						
County: Shelby Route: RT N Job No.: 2P2220D Length: 0.04 MPO: N Fund Cat: Taking Care Of System Sec Cat: Rehab And Reconst TIP #:	Replace bridge deck over Salt River 3.5 miles north of Rte. 36 near Shelbyville. Project involves bridge R0039. Fed: 284 State: 71 Local: 0 Awd Date: Winter 16 Anticipated Fed Cat: NHPP Future Cost: 0 Estimate Total: 359					Engineering: 4 R/W: 0 Construction: 0 FFOS: 0 Payments: 0	51 0 304 0 0	0 0 0 0 0	0 0 0 0 0	0 0 0 0 0						
County: Shelby Route: RT W Job No.: 2P2220B Length: 0.08 MPO: N Fund Cat: Taking Care Of System Sec Cat: Rehab And Reconst TIP #:	Replace bridge deck over North River 2.8 miles north of Rte. 168 near Shelbyville. Project involves bridge R0599. Fed: 368 State: 93 Local: 0 Awd Date: Winter 16 Anticipated Fed Cat: NHPP Future Cost: 0 Estimate Total: 465					Engineering: 4 R/W: 0 Construction: 0 FFOS: 0 Payments: 0	58 0 403 0 0	0 0 0 0 0	0 0 0 0 0	0 0 0 0 0						

* Subject to the approval of the Transportation Improvement Plan by the governing Metropolitan Planning Organization.



2016-2020 Highway and Bridge Construction Schedule

Transportation Planning

P.O. Box 270
Jefferson City, MO 65102

Construction contingency applied to construction cost in the year the project is awarded.

Three percent project growth factor compounded annually is applied to right-of-way and construction costs in program years 2, 3, 4, and 5.

No inflation is applied to the Funding From Other Sources (FFOS) or Payments.

Engineering includes PE costs, CE costs and R/W incidentals.

Construction contingency applied to construction cost in the year the project is awarded. Three percent project growth factor compounded annually is applied to right-of-way and construction costs in program years 2, 3, 4, and 5. No inflation is applied to the Funding From Other Sources (FFOS) or Payments. Engineering includes PE costs, CE costs and R/W incidentals.											STATE FISCAL YEAR PROJECT BUDGETING						
											Prior Prog.	7/2015- 6/2016	7/2016- 6/2017	7/2017- 6/2018	7/2018- 6/2019	7/2019- 6/2020	
County: Shelby	Replace bridge deck over Tiger Fork North River 0.7 mile south of Rte. J near Bethel.										Engineering:	4	44	0	0	0	0
Route: RT W	Project involves bridge P0040.										R/W:	0	0	0	0	0	0
Job No.: 2P2220C											Construction:	0	213	0	0	0	0
Length: 0.02	MPO: N									FFOS:	0	0	0	0	0	0	
Fund Cat: Taking Care Of System	Fed: 205	State: 52	Local: 0								Payments:	0	0	0	0	0	
Sec Cat: Rehab And Reconst	Awd Date: Winter 16	Anticipated Fed Cat: NHPP															
TIP #:	Future Cost: 0	Estimate Total: 261															
County: Various	Enhancement projects at various primary locations in the Northeast District. \$236,000										Engineering:	0	0	0	0	0	0
Route: Various	Statewide Transportation Enhancement funds.										R/W:	0	0	0	0	0	0
Job No.: 0P3010C											Construction:	0	0	243	0	0	0
Length: 0.00	MPO: N									FFOS:	0	0	236	0	0	0	
Fund Cat: Taking Care Of System	Fed: 194	State: 49	Local: 0								Payments:	0	0	0	0	0	
Sec Cat: N- Ada Trans	Awd Date: 2017	Anticipated Fed Cat: S.T.P.															
TIP #:	Future Cost: 0	Estimate Total: 243															
County: Various	Enhancement projects at various primary locations in the Northeast District. \$507,000										Engineering:	0	0	0	0	0	0
Route: Various	Statewide Transportation Enhancement funds.										R/W:	0	0	0	0	0	0
Job No.: 0P3011C											Construction:	0	0	522	0	0	0
Length: 0.00	MPO: N									FFOS:	0	0	507	0	0	0	
Fund Cat: Taking Care Of System	Fed: 418	State: 104	Local: 0								Payments:	0	0	0	0	0	
Sec Cat: N- Ada Trans	Awd Date: 2017	Anticipated Fed Cat: S.T.P.															
TIP #:	Future Cost: 0	Estimate Total: 522															
County: Various	Pavement improvements on various primary routes in the Northeast District.										Engineering:	2	1	127	0	0	0
Route: Various											R/W:	0	0	0	0	0	0
Job No.: 2L1700											Construction:	0	0	1,591	0	0	0
Length: 120.00	MPO: N									FFOS:	0	0	0	0	0	0	
Fund Cat: Taking Care Of System	Fed: 1,376	State: 343	Local: 0								Payments:	0	0	0	0	0	
Sec Cat: Low Type Resurfacing	Awd Date: Fall 16	Anticipated Fed Cat: S.T.P.															
TIP #:	Future Cost: 0	Estimate Total: 1,721															
County: Various	Pavement and bridge improvements on various primary routes in the Northeast District.										Engineering:	2	1	278	0	0	0
Route: Various											R/W:	0	0	0	0	0	0
Job No.: 2P3058											Construction:	0	0	3,521	0	0	0
Length: 30.00	MPO: N									FFOS:	0	0	0	0	0	0	
Fund Cat: Major Projects & Emerging Needs	Fed: 3,040	State: 760	Local: 0								Payments:	0	0	0	0	0	
Sec Cat: Rehab And Reconst	Awd Date: 2017	Anticipated Fed Cat: S.T.P.															
TIP #:	Future Cost: 0	Estimate Total: 3,802															

* Subject to the approval of the Transportation Improvement Plan by the governing Metropolitan Planning Organization.

Jun-10-2015

Section 4 - 8

District Northeast

Dollars in Thousands



2016-2020 Highway and Bridge Construction Schedule

Construction contingency applied to construction cost in the year the project is awarded.

Three percent project growth factor compounded annually is applied to right-of-way and construction costs in program years 2, 3, 4, and 5.

No inflation is applied to the Funding From Other Sources (FFOS) or Payments.

Engineering includes PE costs, CE costs and R/W incidentals.

Construction contingency applied to construction cost in the year the project is awarded. Three percent project growth factor compounded annually is applied to right-of-way and construction costs in program years 2, 3, 4, and 5. No inflation is applied to the Funding From Other Sources (FFOS) or Payments. Engineering includes PE costs, CE costs and R/W incidentals.												STATE FISCAL YEAR PROJECT BUDGETING						
												Prior Prog.	7/2015- 6/2016	7/2016- 6/2017	7/2017- 6/2018	7/2018- 6/2019	7/2019- 6/2020	
County: Various	Bridge improvements at various primary locations in the Northeast District.											Engineering:	3	2	120	448	0	0
Route: Various												R/W:	0	0	0	0	0	0
Job No.: 2P3059												Construction:	0	0	0	3,607	0	0
Length: 0.60	MPO: N											FFOS:	0	0	0	0	0	0
Fund Cat: Major Projects & Emerging Needs	Fed: 3,342 State: 835 Local: 0											Payments:	0	0	0	0	0	0
Sec Cat: Rehab And Reconst	Awd Date: 2018 Anticipated Fed Cat: NHPP <u>Federal Oversight</u>																	
TIP #:	Future Cost: 0 Estimate Total: 4,180																	
County: Various	Pedestrian improvements and ADA accommodations along various primary routes in the Northeast District.											Engineering:	2	1	43	0	0	0
Route: Various												R/W:	0	0	0	0	0	0
Job No.: 2P3061												Construction:	0	0	263	0	0	0
Length: 0.00	MPO: N											FFOS:	0	0	0	0	0	0
Fund Cat: Major Projects & Emerging Needs	Fed: 245 State: 62 Local: 0											Payments:	0	0	0	0	0	0
Sec Cat: Regional	Awd Date: 2017 Anticipated Fed Cat: S.T.P.																	
TIP #:	Future Cost: 0 Estimate Total: 309																	
County: Various	Job Order Contracting for guardrail repair at various locations in the Northeast District.											Engineering:	0	11	0	0	0	0
Route: Various												R/W:	0	0	0	0	0	0
Job No.: 2P3093												Construction:	0	135	0	0	0	0
Length: 0.00	MPO: N											FFOS:	0	0	0	0	0	0
Fund Cat: Taking Care Of System	AC-State: 117 State: 29 Local: 0											Payments:	0	0	0	0	0	0
Sec Cat: Routine Maintenance	Awd Date: Spring 16 Anticipated Fed Cat: S.T.P.																	
TIP #:	Future Cost: 0 Estimate Total: 146																	
County: Various	Pavement improvements on various primary routes in the Northeast District.											Engineering:	0	2	20	371	0	0
Route: Various												R/W:	0	0	0	0	0	0
Job No.: 2P3102												Construction:	0	0	0	5,305	0	0
Length: 0.00	MPO: N											FFOS:	0	0	0	0	0	0
Fund Cat: Taking Care Of System	Fed: 4,558 State: 1,140 Local: 0											Payments:	0	0	0	0	0	0
Sec Cat: Thin Lift Overlay	Awd Date: 2018 Anticipated Fed Cat: S.T.P.																	
TIP #:	Future Cost: 0 Estimate Total: 5,698																	
County: Warren	Replace bridge over Koch's Creek 0.3 mile south of Rte. N near Marthasville. Project involves bridge A2173.											Engineering:	15	99	0	0	0	0
Route: MO 94												R/W:	6	0	0	0	0	0
Job No.: 2S2006												Construction:	0	573	0	0	0	0
Length: 0.03	MPO: N											FFOS:	0	0	0	0	0	0
Fund Cat: Major Projects & Emerging Needs	Fed: 537 State: 135 Local: 0											Payments:	0	0	0	0	0	0
Sec Cat: Rehab And Reconst	Awd Date: Winter 16 Anticipated Fed Cat: NHPP																	
TIP #:	Future Cost: 0 Estimate Total: 693																	

* Subject to the approval of the Transportation Improvement Plan by the governing Metropolitan Planning Organization.



2016-2020 Highway and Bridge Construction Schedule

Transportation Planning

P.O. Box 270
Jefferson City, MO 65102

Construction contingency applied to construction cost in the year the project is awarded.
Three percent project growth factor compounded annually is applied to right-of-way and construction costs in program years 2, 3, 4, and 5.
No inflation is applied to the Funding From Other Sources (FFOS) or Payments.
Engineering includes PE costs, CE costs and R/W incidentals.

STATE FISCAL YEAR PROJECT BUDGETING						
	Prior Prog.	7/2015- 6/2016	7/2016- 6/2017	7/2017- 6/2018	7/2018- 6/2019	7/2019- 6/2020
FFOS:	0	507	2,415	0	0	0
Total R/W:	37	14	2	10	0	0
Total Construction:	0	21,631	15,348	10,499	3,146	4,750
Paybacks:	0	0	0	0	0	0
Sub-Total:	37	21,645	15,350	10,509	3,146	4,750
Total Engineering:	851	2,351	1,387	1,026	374	292
Grand Total:	888	23,996	16,737	11,535	3,520	5,042

	2016	2017	2018	2019	2020
State	4,214	3,282	2,306	695	504
AC-State	11,449	0	0	0	0
Local	152	0	0	0	0
Sub-total State	15,815	3,282	2,306	695	504

Federal					
Sub-total Federal	8,181	13,455	9,229	2,825	4,538
Grand Total	23,996	16,737	11,535	3,520	5,042

Project Count: 45

* Subject to the approval of the Transportation Improvement Plan by the governing Metropolitan Planning Organization.

Jun-10-2015

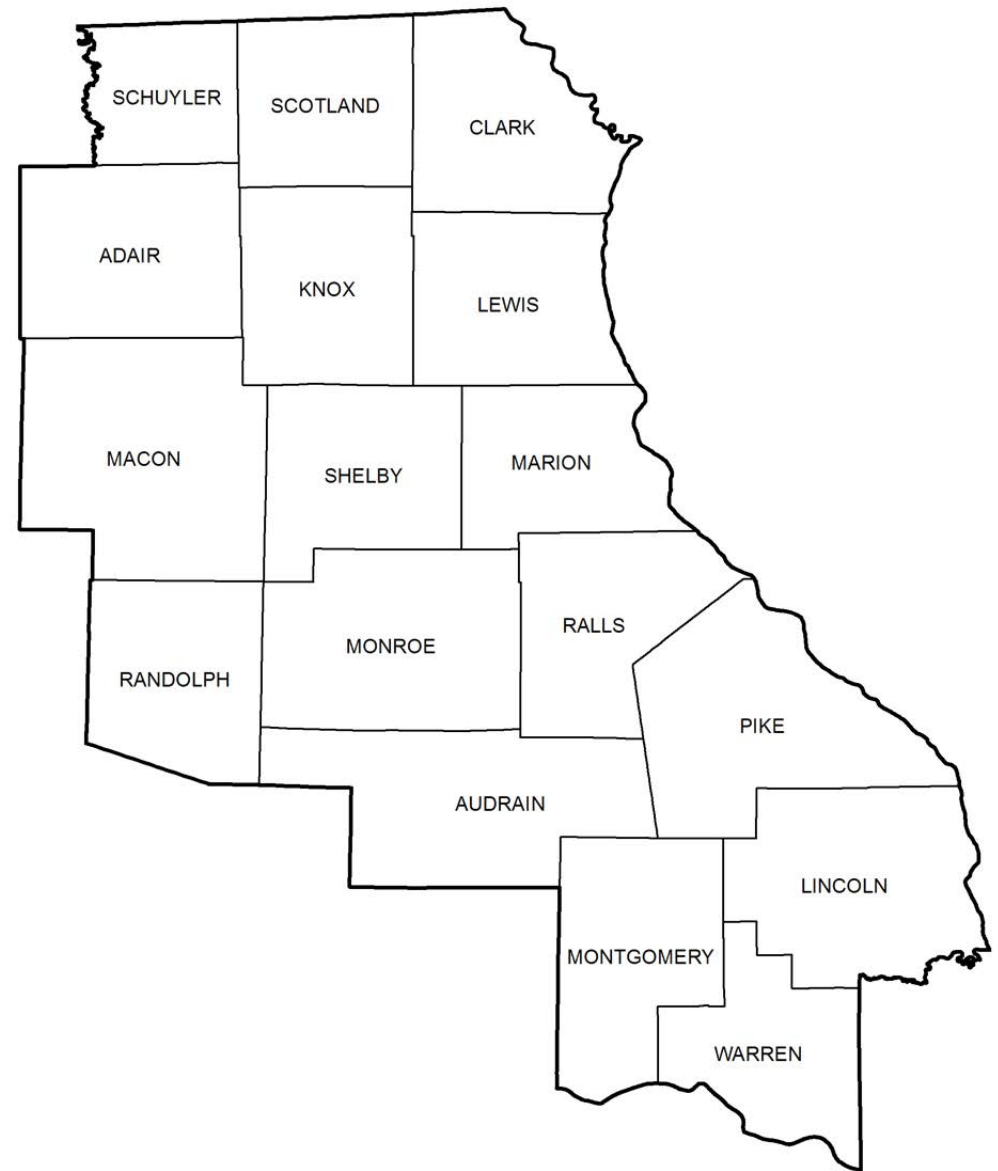
Section 4 - 1

District Northeast

Dollars in Thousands



MoDOT's Northeast District



PAYMENT PROJECTS



2016-2020 Highway and Bridge Construction Schedule

Construction contingency applied to construction cost in the year the project is awarded.

Three percent project growth factor compounded annually is applied to right-of-way and construction costs in program years 2, 3, 4, and 5.

No inflation is applied to the Funding From Other Sources (FFOS) or Payments.

Engineering includes PE costs, CE costs and R/W incidentals.

						STATE FISCAL YEAR PROJECT BUDGETING					
						Prior Prog.	7/2015- 6/2016	7/2016- 6/2017	7/2017- 6/2018	7/2018- 6/2019	7/2019- 6/2020
County: Marion	Payment to IDOT in SFY 2016 for deck sealing on Quincy Bayview Bridge. Cost represents Missouri's share. IDOT will award project in SFY 2014. Project involves bridge A4274.	Engineering:	2	1	0	0	0	0	0	0	0
Route: US 24		R/W:	0	0	0	0	0	0	0	0	0
Job No.: 2P3000		Construction:	0	0	0	0	0	0	0	0	0
Length: 0.46	MPO: N	FFOS:	0	0	0	0	0	0	0	0	0
Fund Cat: Statewide Interstate And Major Bridge	Fed: 41 State: 10 Local: 0	Payments:	0	50	0	0	0	0	0	0	0
Sec Cat: Preventive Maint	Awd Date: N/A Anticipated Fed Cat: NHPP										
TIP #: Future Cost: 0	Estimate Total: 53										
County: Marion	Payment to IDOT in SFY 2017 for preventive maintenance on Quincy Memorial Bridge. Cost represents Missouri's share. Project involves bridge L0099.	Engineering:	0	0	2	0	0	0	0	0	0
Route: US 24		R/W:	0	0	0	0	0	0	0	0	0
Job No.: 2P3001		Construction:	0	0	0	0	0	0	0	0	0
Length: 0.43	MPO: N	FFOS:	0	0	0	0	0	0	0	0	0
Fund Cat: Statewide Interstate And Major Bridge	Fed: 802 State: 200 Local: 0	Payments:	0	0	1,000	0	0	0	0	0	0
Sec Cat: Preventive Maint	Awd Date: N/A Anticipated Fed Cat: NHPP										
TIP #: Future Cost: 0	Estimate Total: 1,002										
County: Marion	Payment to IDOT in SFY 2016 for bridge improvements on Quincy Bayview Bridge. Cost represents Missouri's share. Project involves bridge A4274.	Engineering:	1	1	0	0	0	0	0	0	0
Route: US 24		R/W:	0	0	0	0	0	0	0	0	0
Job No.: 2P3002		Construction:	0	0	0	0	0	0	0	0	0
Length: 0.46	MPO: N	FFOS:	0	0	0	0	0	0	0	0	0
Fund Cat: Statewide Interstate And Major Bridge	Fed: 121 State: 30 Local: 0	Payments:	0	150	0	0	0	0	0	0	0
Sec Cat: Preventive Maint	Awd Date: N/A Anticipated Fed Cat: NHPP										
TIP #: Future Cost: 0	Estimate Total: 152										
County: Marion	Payment to IDOT in SFY 2016 for deck sealing on Quincy Bayview Bridge. Cost represents Missouri's share. Project involves bridge A4274.	Engineering:	0	2	0	0	0	0	0	0	0
Route: US 24		R/W:	0	0	0	0	0	0	0	0	0
Job No.: 2P3003		Construction:	0	0	0	0	0	0	0	0	0
Length: 0.46	MPO: N	FFOS:	0	0	0	0	0	0	0	0	0
Fund Cat: Statewide Interstate And Major Bridge	Fed: 42 State: 10 Local: 0	Payments:	0	50	0	0	0	0	0	0	0
Sec Cat: Preventive Maint	Awd Date: N/A Anticipated Fed Cat: NHPP										
TIP #: Future Cost: 0	Estimate Total: 52										
County: Marion	Payment to IDOT in SFY 2018 for expansion joint replacement on Quincy Bayview Bridge. Cost represents Missouri's share. IDOT will award project in SFY 2015. Project involves bridge A4274.	Engineering:	2	0	0	1	0	0	0	0	0
Route: US 24		R/W:	0	0	0	0	0	0	0	0	0
Job No.: 2P3021		Construction:	0	0	0	0	0	0	0	0	0
Length: 0.46	MPO: N	FFOS:	0	0	0	0	0	0	0	0	0
Fund Cat: Statewide Interstate And Major Bridge	Fed: 401 State: 100 Local: 0	Payments:	0	0	0	500	0	0	0	0	0
Sec Cat: Rehab And Reconst	Awd Date: N/A Anticipated Fed Cat: NHPP										
TIP #: Future Cost: 0	Estimate Total: 503										

* Subject to the approval of the Transportation Improvement Plan by the governing Metropolitan Planning Organization.



2016-2020 Highway and Bridge Construction Schedule

Transportation Planning

P.O. Box 270
Jefferson City, MO 65102

Construction contingency applied to construction cost in the year the project is awarded.

Three percent project growth factor compounded annually is applied to right-of-way and construction costs in program years 2, 3, 4, and 5.

No inflation is applied to the Funding From Other Sources (FFOS) or Payments.

Engineering includes PE costs, CE costs and R/W incidentals.

Construction contingency applied to construction cost in the year the project is awarded. Three percent project growth factor compounded annually is applied to right-of-way and construction costs in program years 2, 3, 4, and 5. No inflation is applied to the Funding From Other Sources (FFOS) or Payments. Engineering includes PE costs, CE costs and R/W incidentals.												STATE FISCAL YEAR PROJECT BUDGETING					
												Prior Prog.	7/2015- 6/2016	7/2016- 6/2017	7/2017- 6/2018	7/2018- 6/2019	7/2019- 6/2020
County:	Various	On-call work zone enforcement at various locations in the Northeast District.										Engineering:	0	0	0	0	0
Route:	Various											R/W:	0	0	0	0	0
Job No.:	2P3091											Construction:	0	0	0	0	0
Length:	0.00	MPO:	N									FFOS:	0	0	0	0	0
Fund Cat:	Safety			Fed:	22	State:	3	Local:	0								
Sec Cat:	Safety	Awd Date:	N/A	Anticipated Fed Cat:			Safety				Payments:	0	25	0	0	0	
TIP #:				Future Cost:	0	Estimate Total:			25								
County:	Various	Payback beginning in SFY 2008 for Safe and Sound bridges in the Northeast District.										Engineering:	0	0	0	0	0
Route:	Various											R/W:	96	0	0	0	0
Job No.:	5B0800Q											Construction:	0	0	0	0	0
Length:	0.00	MPO:	N									FFOS:	96	0	0	0	0
Fund Cat:	Taking Care Of System			Fed:	0	State:	25,665	Local:	0								
Sec Cat:	Rehab And Reconst	Awd Date:	N/A	Anticipated Fed Cat:			State				Payments:	20,795	5,133	5,133	5,133	5,133	
TIP #:				Future Cost:	50,001 - 75,000	Estimate Total:			46,556								

* Subject to the approval of the Transportation Improvement Plan by the governing Metropolitan Planning Organization.

Jun-10-2015

Section 4 - 2

District Northeast

Dollars in Thousands



2016-2020 Highway and Bridge Construction Schedule

Transportation Planning

P.O. Box 270
Jefferson City, MO 65102

Construction contingency applied to construction cost in the year the project is awarded.
Three percent project growth factor compounded annually is applied to right-of-way and construction costs in program years 2, 3, 4, and 5.
No inflation is applied to the Funding From Other Sources (FFOS) or Payments.
Engineering includes PE costs, CE costs and R/W incidentals.

STATE FISCAL YEAR PROJECT BUDGETING						
	Prior Prog.	7/2015- 6/2016	7/2016- 6/2017	7/2017- 6/2018	7/2018- 6/2019	7/2019- 6/2020
FFOS:	96	0	0	0	0	0
Total R/W:	96	0	0	0	0	0
Total Construction:	0	0	0	0	0	0
Paybacks:	20,795	5,408	6,133	5,633	5,133	5,133
Sub-Total:	20,891	5,408	6,133	5,633	5,133	5,133
Total Engineering:	5	4	2	1	0	0
Grand Total:	20,896	5,412	6,135	5,634	5,133	5,133

	2016	2017	2018	2019	2020
State	5,186	5,333	5,233	5,133	5,133
AC-State	0	0	0	0	0
Local	0	0	0	0	0
Sub-total State	5,186	5,333	5,233	5,133	5,133
Federal					
Sub-total Federal	226	802	401	0	0
Grand Total	5,412	6,135	5,634	5,133	5,133

Project Count: 7

* Subject to the approval of the Transportation Improvement Plan by the governing Metropolitan Planning Organization.

Jun-10-2015

Section 4 - 1

District Northeast

Dollars in Thousands



2016-2020 Highway and Bridge Construction Schedule

Transportation Planning

P.O. Box 270
Jefferson City, MO 65102

Construction contingency applied to construction cost in the year the project is awarded.
Three percent project growth factor compounded annually is applied to right-of-way and construction costs in program years 2, 3, 4, and 5.

No inflation is applied to the Funding From Other Sources (FFOS) or Payments.

Engineering includes PE costs, CE costs and R/W incidentals.

Northeast

Total

STATE FISCAL YEAR PROJECT BUDGETING						
	Prior Prog.	7/2015- 6/2016	7/2016- 6/2017	7/2017- 6/2018	7/2018- 6/2019	7/2019- 6/2020
FFOS:	96	507	2,415	0	0	0
Total R/W:	133	14	2	10	0	0
Total Construction:	0	21,631	15,348	10,499	3,146	4,750
Paybacks:	20,795	5,408	6,133	5,633	5,133	5,133
Sub-Total:	20,928	27,053	21,483	16,142	8,279	9,883
Total Engineering:	856	2,355	1,389	1,027	374	292
Grand Total:	21,784	29,408	22,872	17,169	8,653	10,175
		2016	2017	2018	2019	2020
State	9,400	8,615	7,539	5,828	5,637	
AC-State	11,449	0	0	0	0	
Local	152	0	0	0	0	
Sub-total State	21,001	8,615	7,539	5,828	5,637	
Federal						
Sub-total Federal	8,407	14,257	9,630	2,825	4,538	
Grand Total	29,408	22,872	17,169	8,653	10,175	

Project Count: 52

* Subject to the approval of the Transportation Improvement Plan by the governing Metropolitan Planning Organization.

Jun-10-2015

Section 4 - 1

District Northeast

Dollars in Thousands

**District Program Summary
Northeast**

(Dollars in Millions)

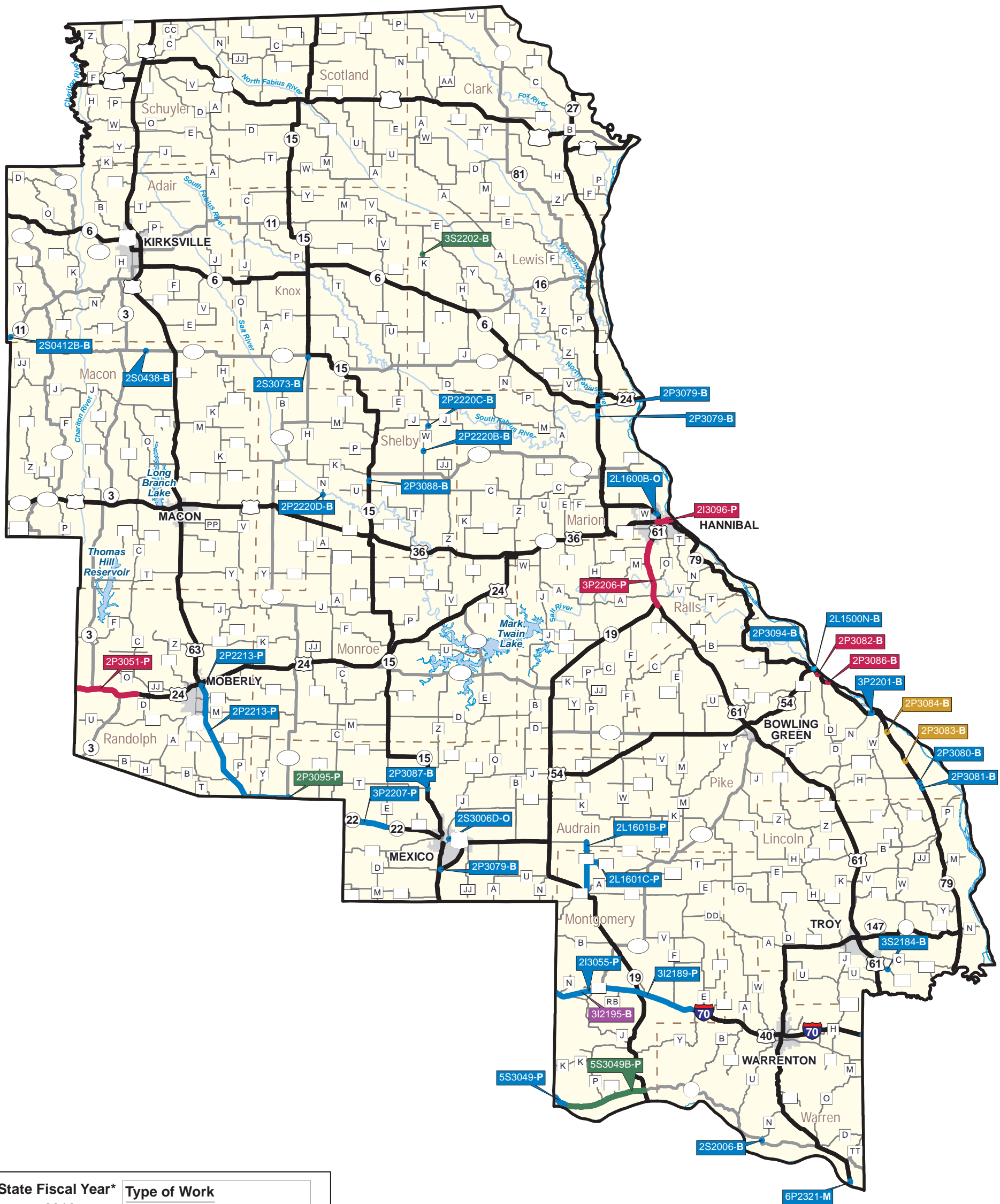
Amounts include construction and right of way, excludes engineering.

State Fiscal Year	2016	2017	2018	2019	2020
Statewide Interstate And Major Bridge - Available					
Statewide Interstate And Major Bridge - FFOS	0.00	0.00	0.00	0.00	0.00
Statewide Interstate And Major Bridge - Fund Transfers	3.67	1.56	1.52	0.00	0.00
Statewide Interstate And Major Bridge - Carryover	0.74	0.00	0.00	0.00	0.00
Award and Completed Project Adjustments	0.00	0.00	0.00	0.00	0.00
Statewide Interstate And Major Bridge - Total Available	4.41	1.56	1.52	0.00	0.00
Statewide Interstate And Major Bridge - Programmed	3.92	1.58	0.50	0.00	4.75
Safety - Available	0.95	0.83	0.82	0.81	0.81
Safety - FFOS	0.06	0.00	0.00	0.00	0.00
Safety - Fund Transfers	-0.23	0.00	0.00	0.00	0.00
Safety - Carryover	-2.93	0.00	0.00	0.00	0.00
Award and Completed Project Adjustments	0.12	0.00	0.00	-0.82	0.00
Safety - Total Available	-2.03	0.83	0.82	-0.01	0.81
Safety - Programmed	0.09	0.00	0.00	0.00	0.00
Taking Care Of System - Available	18.82	16.61	16.58	16.37	16.49
Taking Care Of System - FFOS	0.30	2.42	0.00	0.00	0.00
Taking Care Of System - Fund Transfers	18.58	2.33	0.00	0.49	0.00
Taking Care Of System - Carryover	-21.65	0.00	0.00	0.00	0.00
Award and Completed Project Adjustments	-0.58	-0.35	-0.99	-0.07	0.00
Taking Care Of System - Total Available	15.47	21.01	15.59	16.79	16.49
Taking Care Of System - Programmed	19.96	16.12	12.04	8.28	5.13
Major Projects & Emerging Needs - Available	2.00				
Major Projects & Emerging Needs - FFOS	0.15	0.00	0.00	0.00	0.00
Major Projects & Emerging Needs - Fund Transfers	-9.12	-2.11	0.00	0.00	0.00
Major Projects & Emerging Needs - Carryover	12.18	0.00	0.00	0.00	0.00
Award and Completed Project Adjustments	3.10	0.00	-0.56	1.20	0.00
Major Projects & Emerging Needs - Total Available	8.31	-2.11	-0.56	1.20	0.00
Major Projects & Emerging Needs - Programmed	3.08	3.78	3.61	0.00	0.00
Statewide Major Projects & Emerging Needs - Available	2.00				
Statewide Major Projects & Emerging Needs - FFOS	0.00	0.00	0.00	0.00	0.00
Statewide Major Projects & Emerging Needs - Fund Transfers	0.00	0.00	0.00	0.00	0.00
Statewide Major Projects & Emerging Needs - Carryover	0.17	0.00	0.00	0.00	0.00
Award and Completed Project Adjustments	0.00	0.00	0.00	0.00	0.00
Statewide Major Projects & Emerging Needs - Total Available	2.17	0.00	0.00	0.00	0.00
Statewide Major Projects & Emerging Needs - Programmed	0.00	0.00	0.00	0.00	0.00
Statewide Amendment 3 - Available					
Statewide Amendment 3 - FFOS	1.29	1.30	1.89	0.00	0.00
Statewide Amendment 3 - Fund Transfers	0.00	0.00	0.00	0.00	0.00
Statewide Amendment 3 - Carryover	-4.29	0.00	0.00	0.00	0.00
Award and Completed Project Adjustments	0.00	0.00	0.00	0.00	0.00
Statewide Amendment 3 - Total Available	-3.00	1.30	1.89	0.00	0.00
Statewide Amendment 3 - Programmed	0.00	0.00	0.00	0.00	0.00
Total Categorized Funding Available by SFY	25.33	22.59	19.26	17.98	17.30
Total Flexible Funds Available	0.00	0.33	0.30	0.12	0.45
Adjustments	2.64	-0.35	-1.55	0.31	0.00
Carryovers	-15.78				
Total Available by SFY	25.33	22.92	19.56	18.10	17.75
Total Programmed by SFY	27.05	21.48	16.15	8.28	9.88

Note: Three percent inflation compounded annually applied to program years 2017 - 2020

Two percent construction contingency applied to construction.

Statewide Transportation
Improvement Program
2016-2020
Northeast District
Highway and Bridge Construction Projects



State Fiscal Year*

2016

2017

2018

2019

2020

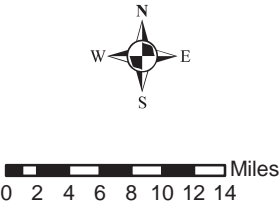
Type of Work
B = New/Improved Bridge
H = New/Expanded Highway
M = Major Bridge
O = Other/Safety
P = Pavement Treatment

Urban Areas

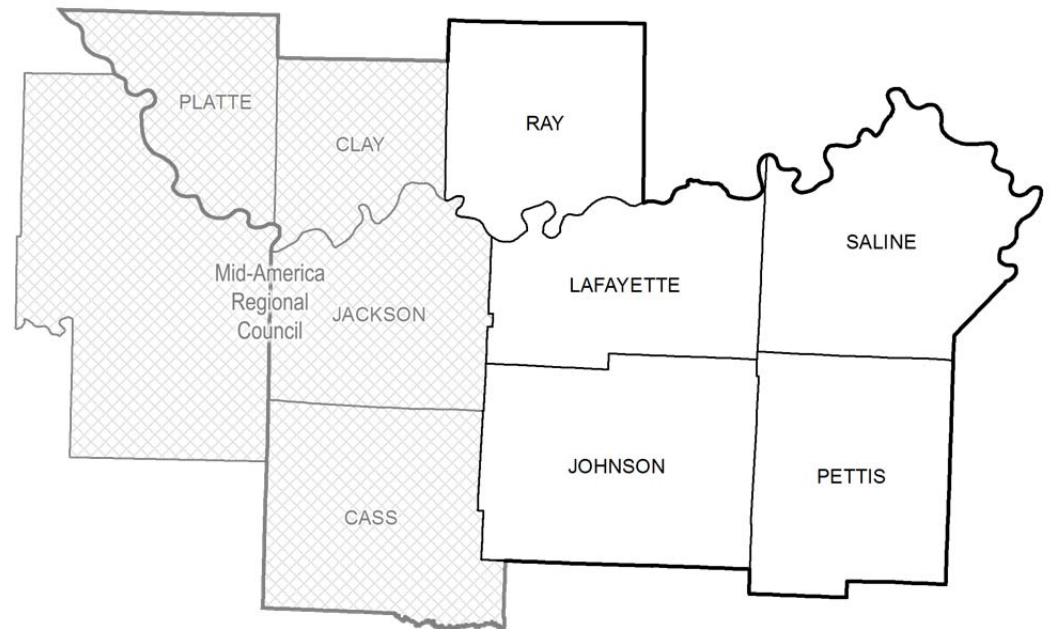
Missouri Primary Roads

Label Key
Job No.-Type of Work

* July 1 - June 30
Note: Some projects overlap. The state fiscal year displayed in these instances will follow the order shown in the legend. Label tag color corresponds to respective state fiscal year.



Missouri Department of Transportation
1-888-ASK-MODOT
WWW.MODOT.ORG
July 1, 2015



MoDOT's Kansas City District

(Note: The following MoDOT projects are located outside the Kansas City Metropolitan Planning area boundary.)

PROJECT DESCRIPTION KEY

2016-2020 Highway and Bridge Construction Schedule

Construction contingency applied to construction cost in the year the project is awarded.

Three percent project growth factor compounded annually is applied to right-of-way and construction in program years 2, 3, 4, and 5.

No inflation is applied to the Funding From Other Sources (FFOS) or Payments.

Engineering includes PE costs, CE costs, and R/W incidentals.

STATE FISCAL YEAR PROJECT BUDGETING					
Prior Prog.	7/2015 6/2016	7/2016 6/2017	7/2017 6/2018	7/2018 6/2019	7/2019 6/2020
Engineering:	99	9	0	0	0
R/W:	0	0	99	0	0
Construction:	0	0	0	999	0
FFOS:	0	0	0	99	0
Payments:	0	99	0	0	0

County: _____
 Route: _____
 Job No.: _____
 Length: _____
 Fund Cat: _____
 Sec Cat: _____
 TIP# _____

MPO: _____ Fed: _____ State: _____ Local: _____
 Federal Oversight

Award Date _____ Anticipated Fed Cat: _____
 Future Cost: _____ Estimate Total: _____

Anticipated Federal Funding Category**

Estimated cost range beyond 2020.

Date project is to be awarded to begin construction (Season and calendar year for 2015 & 2016. SFY only beyond 2016).

Metropolitan Planning Organization (Y/N).

Project description and location.

County location of project.

Route location of project.

Project number used to track project

Total Length in 1/100 miles.

Primary Funding Category.*

Secondary Funding Category.

Transportation Improvement Plan

Projects with full oversight by the Federal Highway Administration.

Total project cost estimate.

Federal, Advanced CN-State, State and Local share of project costs.

Dollars programmed in previous STIPs.

Dollars funded from other sources.

Dollars for construction, utilities and contingency.

Dollars for right-of-way (land acquisition).

Dollars to be paid back for accelerating the project or payments to others.

Dollars for engineering that include preliminary engineering, construction engineering and right-of-way incidentals.

*Primary funding category:

Take Care of System
 Statewide Interstate & Major Bridge
 Safety
 Major Projects & Emerging Needs
 Amendment 3

Note: Freight plan projects are eligible for a greater percentage of federal funding.

**Federal funding category:

CMAQ - Congestion Mitigation and Air Quality
 * usually 80% Federal & 20% State funds
Earmark - usually 80% Federal & 20% State funds
NHPP - National Highway Performance Program
 * usually 80% Federal & 20% State funds
 * sometimes 90% Federal & 10% State funds
Safety - usually 90% Federal & 10% State funds
State - No federal funds, state only funded
STP - Surface Transportation Program
 * usually 80% Federal & 20% State funds

(All Costs in Thousands)



2016-2020 Highway and Bridge Construction Schedule

Transportation Planning

P.O. Box 270
Jefferson City, MO 65102

Construction contingency applied to construction cost in the year the project is awarded.

Three percent project growth factor compounded annually is applied to right-of-way and construction costs in program years 2, 3, 4, and 5.

No inflation is applied to the Funding From Other Sources (FFOS) or Payments.

Engineering includes PE costs, CE costs and R/W incidentals.

Construction contingency applied to construction cost in the year the project is awarded. Three percent project growth factor compounded annually is applied to right-of-way and construction costs in program years 2, 3, 4, and 5. No inflation is applied to the Funding From Other Sources (FFOS) or Payments. Engineering includes PE costs, CE costs and R/W incidentals.							STATE FISCAL YEAR PROJECT BUDGETING					
							Prior Prog.	7/2015- 6/2016	7/2016- 6/2017	7/2017- 6/2018	7/2018- 6/2019	7/2019- 6/2020
County: Johnson Route: MO 23 Job No.: 3P3037B Length: 0.34 MPO: N Fund Cat: Taking Care Of System Sec Cat: Rehab And Reconst Awd Date: Spring 16 Anticipated Fed Cat: NHPP TIP #: Future Cost: 0 Estimate Total: 1,636	Bridge improvements at Blackwater River. Project involves bridge N0581.						Engineering: 200	306	0	0	0	0
							R/W: 0	10	0	0	0	0
							Construction: 0	1,120	0	0	0	0
							FFOS: 0	0	0	0	0	0
							Payments: 0	0	0	0	0	0
County: Johnson Route: MO 23 Job No.: 3P3037D Length: 0.27 MPO: N Fund Cat: Taking Care Of System Sec Cat: Low Type Resurfacing Awd Date: Fall 16 Anticipated Fed Cat: NHPP TIP #: Future Cost: 0 Estimate Total: 1,582	Bridge improvements on Rte. 23 over Big Walnut Creek, Rte. 131 over Blackwater River and Pin Oak Creek, Rte. DD over Bear Creek, and Rte. OO over Walnut Creek. Project involves bridges A1983, A1788, A1789, A0748, and N0866.						Engineering: 0	30	284	0	0	0
							R/W: 0	1	0	0	0	0
							Construction: 0	0	1,267	0	0	0
							FFOS: 0	0	0	0	0	0
							Payments: 0	0	0	0	0	0
County: Johnson Route: RT DD Job No.: 3S3048 Length: 0.09 MPO: N Fund Cat: Taking Care Of System Sec Cat: Preventive Maint Awd Date: Fall 15 Anticipated Fed Cat: S.T.P. TIP #: Future Cost: 0 Estimate Total: 356	Drainage improvements, including culvert replacement, west of Shawnee Campground Road. \$326,000 District Operation Funds.						Engineering: 0	30	0	0	0	0
							R/W: 0	0	0	0	0	0
							Construction: 0	326	0	0	0	0
							FFOS: 0	326	0	0	0	0
							Payments: 0	0	0	0	0	0
County: Johnson Route: RT DD Job No.: 4S3102Z Length: 3.58 MPO: N Fund Cat: Major Projects & Emerging Needs Sec Cat: Enhancements Awd Date: Let by Others Anticipated Fed Cat: S.T.P. TIP #: Future Cost: 0 Estimate Total: 705	Payment to Johnson County for construction of a shared use pedestrian facility along Rte. DD from Pembroke Drive to SE 591 Road. \$285,563 Cost Share and \$311,121 District Transportation Enhancement funds. To be let by Johnson County as STP-6300 (406).						Engineering: 3	8	0	0	0	0
							R/W: 0	0	0	0	0	0
							Construction: 0	694	0	0	0	0
							FFOS: 0	597	0	0	0	0
							Payments: 0	0	0	0	0	0
County: Johnson Route: RT F Job No.: 3S3031 Length: 0.20 MPO: N Fund Cat: Taking Care Of System Sec Cat: Rehab And Reconst Awd Date: Winter 16 Anticipated Fed Cat: NHPP TIP #: Future Cost: 0 Estimate Total: 326	Bridge improvements at Post Oak Creek. Project involves bridge P0807.						Engineering: 11	40	0	0	0	0
							R/W: 0	0	0	0	0	0
							Construction: 0	275	0	0	0	0
							FFOS: 0	0	0	0	0	0
							Payments: 0	0	0	0	0	0

* Subject to the approval of the Transportation Improvement Plan by the governing Metropolitan Planning Organization.



2016-2020 Highway and Bridge Construction Schedule

Construction contingency applied to construction cost in the year the project is awarded.

Three percent project growth factor compounded annually is applied to right-of-way and construction costs in program years 2, 3, 4, and 5.

No inflation is applied to the Funding From Other Sources (FFOS) or Payments.

Engineering includes PE costs, CE costs and R/W incidentals.

Construction contingency applied to construction cost in the year the project is awarded. Three percent project growth factor compounded annually is applied to right-of-way and construction costs in program years 2, 3, 4, and 5. No inflation is applied to the Funding From Other Sources (FFOS) or Payments. Engineering includes PE costs, CE costs and R/W incidentals.											STATE FISCAL YEAR PROJECT BUDGETING						
											Prior Prog.	7/2015- 6/2016	7/2016- 6/2017	7/2017- 6/2018	7/2018- 6/2019	7/2019- 6/2020	
County: Lafayette	Job Order Contracting for pavement repair in Lafayette and Saline Counties.										Engineering:	0	28	0	0	0	0
Route: IS 70											R/W:	0	0	0	0	0	0
Job No.: 0I3002H											Construction:	0	250	0	0	0	0
Length: 57.53	MPO: N									FFOS:	0	0	0	0	0	0	
Fund Cat: Statewide Interstate And Major Bridge	AC-State: 250	State: 28	Local: 0							Payments:	0	0	0	0	0	0	
Sec Cat: Preventive Maint	Awd Date: Spring 16	Anticipated Fed Cat: NHPP															
TIP #:	Future Cost: 0	Estimate Total: 278															
County: Lafayette	Pavement improvements from the Jackson County line to east of Johnson Drive near Odessa.										Engineering:	0	2	297	0	0	0
Route: IS 70											R/W:	0	0	0	0	0	0
Job No.: 3I3042											Construction:	0	0	3,314	0	0	0
Length: 9.52	MPO: N									FFOS:	0	0	0	0	0	0	
Fund Cat: Statewide Interstate And Major Bridge	Fed: 3,252	State: 361	Local: 0							Payments:	0	0	0	0	0	0	
Sec Cat: Preventive Maint	Awd Date: Fall 16	Anticipated Fed Cat: NHPP															
TIP #:	Future Cost: 0	Estimate Total: 3,613															
County: Lafayette	Pavement improvements from Rte. 13 in Higginsville to east of Rte. Y near Emma.										Engineering:	49	421	0	0	0	0
Route: IS 70											R/W:	0	0	0	0	0	0
Job No.: 4I2001											Construction:	0	4,501	0	0	0	0
Length: 13.47	MPO: N									FFOS:	0	0	0	0	0	0	
Fund Cat: Statewide Interstate And Major Bridge	Fed: 4,430	State: 492	Local: 0							Payments:	0	0	0	0	0	0	
Sec Cat: Preventive Maint	Awd Date: Fall 15	Anticipated Fed Cat: NHPP															
TIP #:	Future Cost: 0	Estimate Total: 4,971															
County: Pettis	Pavement improvements on Rte. 65 from Rte. 765 north junction to Rte. B, on Rte. 50 from Rte. MM to Rte. 65, on Rte. 765 from Rte. 65 to south Prospect Avenue. \$460,000 Statewide Transportation Enhancement funds.										Engineering:	102	351	0	0	0	0
Route: US 65											R/W:	10	0	0	0	0	0
Job No.: 3P3037C											Construction:	0	3,788	0	0	0	0
Length: 8.63	MPO: N									FFOS:	0	460	0	0	0	0	
Fund Cat: Taking Care Of System	Fed: 3,311	State: 828	Local: 0							Payments:	0	0	0	0	0	0	
Sec Cat: Low Type Resurfacing	Awd Date: Fall 15	Anticipated Fed Cat: NHPP		Federal Oversight													
TIP #:	Future Cost: 0	Estimate Total: 4,251															
County: Saline	Bridge improvements over Davis Creek. Project involves bridges G0517 and A0213.										Engineering:	0	62	537	0	0	0
Route: IS 70											R/W:	0	0	0	0	0	0
Job No.: 3I3008											Construction:	0	0	4,307	0	0	0
Length: 0.10	MPO: N									FFOS:	0	0	0	0	0	0	
Fund Cat: Statewide Interstate And Major Bridge	Fed: 4,415	State: 491	Local: 0							Payments:	0	0	0	0	0	0	
Sec Cat: Preventive Maint	Awd Date: Fall 16	Anticipated Fed Cat: NHPP															
TIP #:	Future Cost: 0	Estimate Total: 4,906															

* Subject to the approval of the Transportation Improvement Plan by the governing Metropolitan Planning Organization.



2016-2020 Highway and Bridge Construction Schedule

Transportation Planning

P.O. Box 270
Jefferson City, MO 65102

Construction contingency applied to construction cost in the year the project is awarded.

Three percent project growth factor compounded annually is applied to right-of-way and construction costs in program years 2, 3, 4, and 5.

No inflation is applied to the Funding From Other Sources (FFOS) or Payments.

Engineering includes PE costs, CE costs and R/W incidentals.

Construction contingency applied to construction cost in the year the project is awarded. Three percent project growth factor compounded annually is applied to right-of-way and construction costs in program years 2, 3, 4, and 5. No inflation is applied to the Funding From Other Sources (FFOS) or Payments. Engineering includes PE costs, CE costs and R/W incidentals.							STATE FISCAL YEAR PROJECT BUDGETING						
							Prior Prog.	7/2015- 6/2016	7/2016- 6/2017	7/2017- 6/2018	7/2018- 6/2019	7/2019- 6/2020	
County: Saline	Bridge improvements at Rte. 65. Project involves bridge A0203.						Engineering:	12	10	80	237	0	0
Route: IS 70							R/W:	0	0	0	0	0	0
Job No.: 3I3009							Construction:	0	0	0	2,553	0	0
Length: 0.64	MPO: N					FFOS:	0	0	0	0	0	0	
Fund Cat: Statewide Interstate And Major Bridge			Fed: 2,592	State: 288	Local: 0		Payments:	0	0	0	0	0	
Sec Cat: Preventive Maint	Awd Date: 2018	Anticipated Fed Cat: NHPP	Federal Oversight										
TIP #:	Future Cost: 0		Estimate Total: 2,892										
County: Saline	Bridge improvements on Rte. YY over Crooked Creek and the west fork of Finney Creek, Rte. O over Thrailkill Creek and Rte. AA over Flat Creek. Project involves bridges N0045, N0046, P0721 and P0153.						Engineering:	110	433	0	0	0	0
Route: RT YY							R/W:	0	5	0	0	0	0
Job No.: 3S3003							Construction:	0	1,659	0	0	0	0
Length: 0.75	MPO: N					FFOS:	0	0	0	0	0	0	
Fund Cat: Taking Care Of System			Fed: 1,677	State: 420	Local: 0		Payments:	0	0	0	0	0	
Sec Cat: Rehab And Reconst	Awd Date: Spring 16	Anticipated Fed Cat: NHPP											
TIP #:	Future Cost: 0		Estimate Total: 2,207										
County: Various	Job Order Contracting for guard cable and guardrail repair at various locations in the rural Kansas City District.						Engineering:	0	2	34	0	0	0
Route: Various							R/W:	0	0	0	0	0	0
Job No.: 3I3004							Construction:	0	0	323	0	0	0
Length: 0.00	MPO: N					FFOS:	0	0	0	0	0	0	
Fund Cat: Taking Care Of System			Fed: 288	State: 71	Local: 0		Payments:	0	0	0	0	0	
Sec Cat: Routine Maintenance	Awd Date: 2017	Anticipated Fed Cat: S.T.P.											
TIP #:	Future Cost: 0		Estimate Total: 359										
County: Various	Job Order Contracting for guard cable and guardrail repair at various locations in the rural Kansas City District.						Engineering:	0	2	2	34	0	0
Route: Various							R/W:	0	0	0	0	0	0
Job No.: 3I3021							Construction:	0	0	0	338	0	0
Length: 0.00	MPO: N					FFOS:	0	0	0	0	0	0	
Fund Cat: Taking Care Of System			Fed: 302	State: 74	Local: 0		Payments:	0	0	0	0	0	
Sec Cat: Routine Maintenance	Awd Date: 2018	Anticipated Fed Cat: S.T.P.											
TIP #:	Future Cost: 0		Estimate Total: 376										
County: Various	Job Order Contracting for guard cable and guardrail repair at various locations in the rural Kansas City District.						Engineering:	12	32	0	0	0	0
Route: Various							R/W:	0	0	0	0	0	0
Job No.: 4I2367							Construction:	0	307	0	0	0	0
Length: 0.00	MPO: N					FFOS:	0	0	0	0	0	0	
Fund Cat: Taking Care Of System			AC-State: 272	State: 67	Local: 0		Payments:	0	0	0	0	0	
Sec Cat: Routine Maintenance	Awd Date: Spring 16	Anticipated Fed Cat: S.T.P.											
TIP #:	Future Cost: 0		Estimate Total: 351										

* Subject to the approval of the Transportation Improvement Plan by the governing Metropolitan Planning Organization.

Jun-10-2015

Section 4 - 3

District Kansas City

Dollars in Thousands



2016-2020 Highway and Bridge Construction Schedule

Transportation Planning

P.O. Box 270
Jefferson City, MO 65102

Construction contingency applied to construction cost in the year the project is awarded.
Three percent project growth factor compounded annually is applied to right-of-way and construction costs in program years 2, 3, 4, and 5.
No inflation is applied to the Funding From Other Sources (FFOS) or Payments.
Engineering includes PE costs, CE costs and R/W incidentals.

STATE FISCAL YEAR PROJECT BUDGETING						
	Prior Prog.	7/2015- 6/2016	7/2016- 6/2017	7/2017- 6/2018	7/2018- 6/2019	7/2019- 6/2020
FFOS:	0	1,383	0	0	0	0
Total R/W:	10	16	0	0	0	0
Total Construction:	0	12,920	9,211	2,891	0	0
Paybacks:	0	0	0	0	0	0
Sub-Total:	10	12,936	9,211	2,891	0	0
Total Engineering:	499	1,757	1,234	271	0	0
Grand Total:	509	14,693	10,445	3,162	0	0

	2016	2017	2018	2019	2020
State	2,409	1,235	353	0	0
AC-State	522	0	0	0	0
Local	0	0	0	0	0
Sub-total State	2,931	1,235	353	0	0
Federal					
Sub-total Federal	11,762	9,210	2,809	0	0
Grand Total	14,693	10,445	3,162	0	0

Project Count: 15

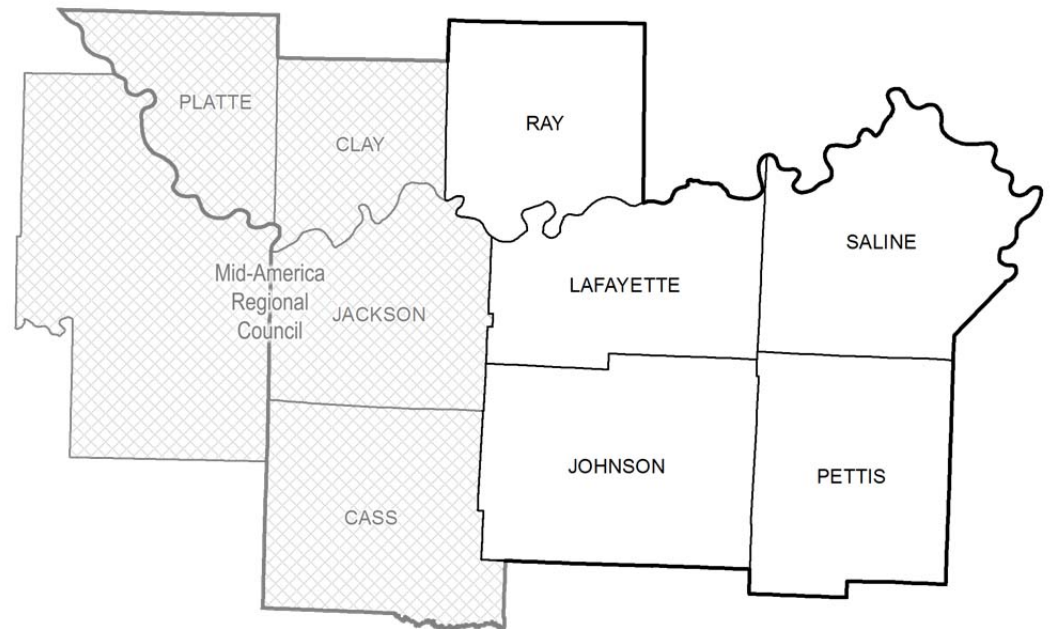
* Subject to the approval of the Transportation Improvement Plan by the governing Metropolitan Planning Organization.

Jun-10-2015

Section 4 - 1

District Kansas City

Dollars in Thousands



MoDOT's Kansas City District

PAYMENT PROJECTS

(Note: The following MoDOT projects are located outside the Kansas City Metropolitan Planning area boundary.)



2016-2020 Highway and Bridge Construction Schedule

Transportation Planning

P.O. Box 270
Jefferson City, MO 65102

Construction contingency applied to construction cost in the year the project is awarded.

Three percent project growth factor compounded annually is applied to right-of-way and construction costs in program years 2, 3, 4, and 5.

No inflation is applied to the Funding From Other Sources (FFOS) or Payments.

Engineering includes PE costs, CE costs and R/W incidentals.

						STATE FISCAL YEAR PROJECT BUDGETING					
						Prior Prog.	7/2015- 6/2016	7/2016- 6/2017	7/2017- 6/2018	7/2018- 6/2019	7/2019- 6/2020
County: Various	On-call work zone enforcement at various locations in the rural Kansas City District.					Engineering:	0	0	0	0	0
Route: Various						R/W:	0	0	0	0	0
Job No.: 3I3022						Construction:	0	0	0	0	0
Length: 0.00	MPO: N					FFOS:	0	0	0	0	0
Fund Cat: Safety					Fed: 10 State: 1 Local: 0	Payments:	0	11	0	0	0
Sec Cat: Safety	Awd Date: N/A	Anticipated Fed Cat: Safety									
TIP #:	Future Cost: 0				Estimate Total: 11						
County: Various	On-call work zone enforcement at various locations in the rural Kansas City District.					Engineering:	0	0	0	0	0
Route: Various						R/W:	0	0	0	0	0
Job No.: 3I3023						Construction:	0	0	0	0	0
Length: 0.00	MPO: N					FFOS:	0	0	0	0	0
Fund Cat: Safety					Fed: 10 State: 1 Local: 0	Payments:	0	0	11	0	0
Sec Cat: Safety	Awd Date: N/A	Anticipated Fed Cat: Safety									
TIP #:	Future Cost: 0				Estimate Total: 11						
County: Various	On-call work zone enforcement at various locations in the rural Kansas City District.					Engineering:	0	0	0	0	0
Route: Various						R/W:	0	0	0	0	0
Job No.: 3I3024						Construction:	0	0	0	0	0
Length: 0.00	MPO: N					FFOS:	0	0	0	0	0
Fund Cat: Safety					Fed: 10 State: 1 Local: 0	Payments:	0	0	0	11	0
Sec Cat: Safety	Awd Date: N/A	Anticipated Fed Cat: Safety									
TIP #:	Future Cost: 0				Estimate Total: 11						
County: Various	Payback beginning in SFY 2011 for Safe and Sound bridges for rural Kansas City District.					Engineering:	0	0	0	0	0
Route: Various						R/W:	150	0	0	0	0
Job No.: 5B0800R						Construction:	0	0	0	0	0
Length: 0.00	MPO: N					FFOS:	150	0	0	0	0
Fund Cat: Taking Care Of System					Fed: 0 State: 28,020 Local: 0	Payments:	26,670	5,604	5,604	5,604	5,604
Sec Cat: Rehab And Reconst	Awd Date: N/A	Anticipated Fed Cat:									
TIP #:	Future Cost: 50,001 - 75,000				Estimate Total: 54,840						

* Subject to the approval of the Transportation Improvement Plan by the governing Metropolitan Planning Organization.

Jun-10-2015

Section 4 - 1

District Kansas City

Dollars in Thousands



2016-2020 Highway and Bridge Construction Schedule

Transportation Planning

P.O. Box 270
Jefferson City, MO 65102

Construction contingency applied to construction cost in the year the project is awarded.
Three percent project growth factor compounded annually is applied to right-of-way and construction costs in program years 2, 3, 4, and 5.
No inflation is applied to the Funding From Other Sources (FFOS) or Payments.
Engineering includes PE costs, CE costs and R/W incidentals.

STATE FISCAL YEAR PROJECT BUDGETING						
	Prior Prog.	7/2015- 6/2016	7/2016- 6/2017	7/2017- 6/2018	7/2018- 6/2019	7/2019- 6/2020
FFOS:	150	0	0	0	0	0
Total R/W:	150	0	0	0	0	0
Total Construction:	0	0	0	0	0	0
Paybacks:	26,670	5,615	5,615	5,615	5,604	5,604
Sub-Total:	26,820	5,615	5,615	5,615	5,604	5,604
Total Engineering:	0	0	0	0	0	0
Grand Total:	26,820	5,615	5,615	5,615	5,604	5,604

	2016	2017	2018	2019	2020
State	5,605	5,605	5,605	5,604	5,604
AC-State	0	0	0	0	0
Local	0	0	0	0	0
Sub-total State	5,605	5,605	5,605	5,604	5,604

Federal					
Sub-total Federal	10	10	10	0	0
Grand Total	5,615	5,615	5,615	5,604	5,604

Project Count: 4

* Subject to the approval of the Transportation Improvement Plan by the governing Metropolitan Planning Organization.

Jun-10-2015

Section 4 - 1

District Kansas City

Dollars in Thousands



2016-2020 Highway and Bridge Construction Schedule

Transportation Planning

P.O. Box 270
Jefferson City, MO 65102

Construction contingency applied to construction cost in the year the project is awarded.
Three percent project growth factor compounded annually is applied to right-of-way and construction costs in program years 2, 3, 4, and 5.

No inflation is applied to the Funding From Other Sources (FFOS) or Payments.

Engineering includes PE costs, CE costs and R/W incidentals.

Kansas City NON TMA Total

STATE FISCAL YEAR PROJECT BUDGETING						
	Prior Prog.	7/2015- 6/2016	7/2016- 6/2017	7/2017- 6/2018	7/2018- 6/2019	7/2019- 6/2020
FFOS:	150	1,383	0	0	0	0
Total R/W:	160	16	0	0	0	0
Total Construction:	0	12,920	9,211	2,891	0	0
Paybacks:	26,670	5,615	5,615	5,615	5,604	5,604
Sub-Total:	26,830	18,551	14,826	8,506	5,604	5,604
Total Engineering:	499	1,757	1,234	271	0	0
Grand Total:	27,329	20,308	16,060	8,777	5,604	5,604
		2016	2017	2018	2019	2020
State		8,014	6,840	5,958	5,604	5,604
AC-State		522	0	0	0	0
Local		0	0	0	0	0
Sub-total State		8,536	6,840	5,958	5,604	5,604
Federal						
Sub-total Federal		11,772	9,220	2,819	0	0
Grand Total		20,308	16,060	8,777	5,604	5,604

Project Count: 19

* Subject to the approval of the Transportation Improvement Plan by the governing Metropolitan Planning Organization.

Jun-10-2015

Section 4 - 1

District Kansas City

Dollars in Thousands

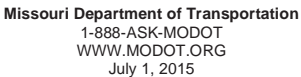
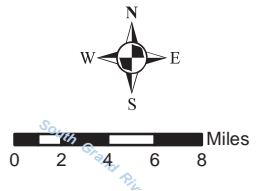
District Program Summary
Kansas City (Rural)
(Dollars in Millions)

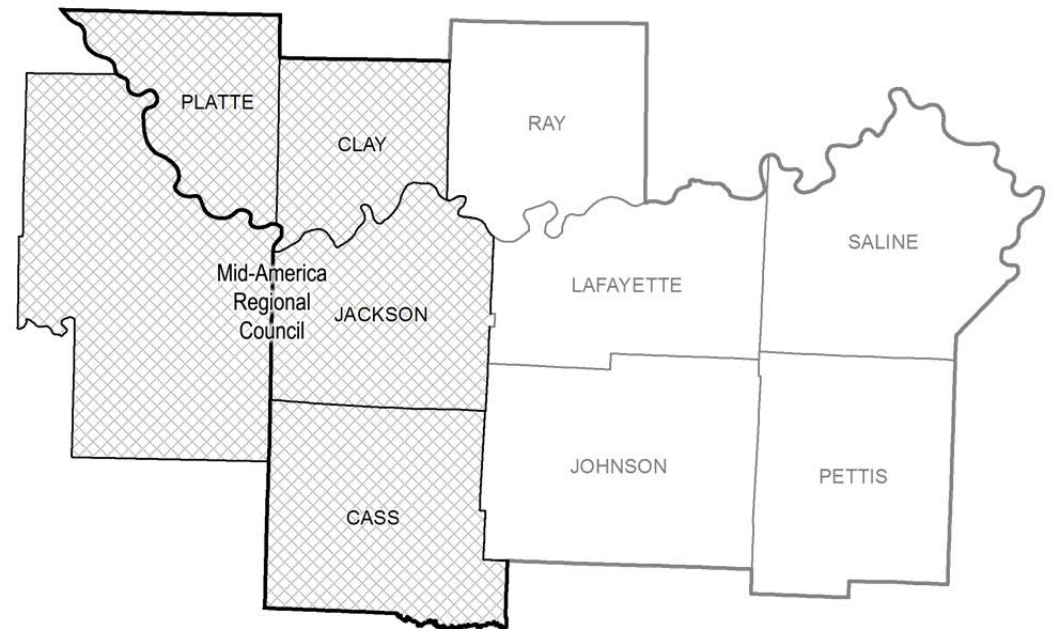
Amounts include construction and right of way, excludes engineering.

State Fiscal Year	2016	2017	2018	2019	2020
Statewide Interstate And Major Bridge - Available					
Statewide Interstate And Major Bridge - FFOS	0.00	0.00	0.00	0.00	0.00
Statewide Interstate And Major Bridge - Fund Transfers	4.02	4.59	4.57	0.00	0.00
Statewide Interstate And Major Bridge - Carryover	-0.07	0.00	0.00	0.00	0.00
Award and Completed Project Adjustments	0.00	0.00	0.00	0.00	0.00
Statewide Interstate And Major Bridge - Total Available	3.95	4.59	4.57	0.00	0.00
Statewide Interstate And Major Bridge - Programmed	4.75	7.62	2.56	0.00	0.00
Safety - Available	0.62	0.48	0.52	0.51	0.52
Safety - FFOS	0.00	0.00	0.00	0.00	0.00
Safety - Fund Transfers	0.00	0.00	0.00	0.00	0.00
Safety - Carryover	4.36	0.00	0.00	0.00	0.00
Award and Completed Project Adjustments	-0.10	-0.02	0.10	0.15	0.00
Safety - Total Available	4.88	0.46	0.62	0.66	0.52
Safety - Programmed	0.01	0.01	0.01	0.00	0.00
Taking Care Of System - Available	9.06	7.84	7.81	7.70	7.75
Taking Care Of System - FFOS	0.79	0.00	0.00	0.00	0.00
Taking Care Of System - Fund Transfers	0.00	0.00	0.00	0.00	0.00
Taking Care Of System - Carryover	-10.25	0.00	0.00	0.00	0.00
Award and Completed Project Adjustments	-0.33	-0.16	-0.50	-1.29	0.00
Taking Care Of System - Total Available	-0.73	7.68	7.31	6.41	7.75
Taking Care Of System - Programmed	13.10	7.19	5.94	5.60	5.60
Major Projects & Emerging Needs - Available	1.22				
Major Projects & Emerging Needs - FFOS	0.60	0.00	0.00	0.00	0.00
Major Projects & Emerging Needs - Fund Transfers	0.00	0.00	0.00	0.00	0.00
Major Projects & Emerging Needs - Carryover	-6.35	0.00	0.00	0.00	0.00
Award and Completed Project Adjustments	0.01	1.23	-2.18	-2.66	0.00
Major Projects & Emerging Needs - Total Available	-4.52	1.23	-2.18	-2.66	0.00
Major Projects & Emerging Needs - Programmed	0.69	0.00	0.00	0.00	0.00
Statewide Major Projects & Emerging Needs - Available	1.23				
Statewide Major Projects & Emerging Needs - FFOS	0.00	0.00	0.00	0.00	0.00
Statewide Major Projects & Emerging Needs - Fund Transfers	0.00	0.00	0.00	0.00	0.00
Statewide Major Projects & Emerging Needs - Carryover	0.00	0.00	0.00	0.00	0.00
Award and Completed Project Adjustments	0.00	0.00	0.00	0.00	0.00
Statewide Major Projects & Emerging Needs - Total Available	1.23	0.00	0.00	0.00	0.00
Statewide Major Projects & Emerging Needs - Programmed	0.00	0.00	0.00	0.00	0.00
Statewide Amendment 3 - Available					
Statewide Amendment 3 - FFOS	0.00	0.00	0.00	0.00	0.00
Statewide Amendment 3 - Fund Transfers	0.00	0.00	0.00	0.00	0.00
Statewide Amendment 3 - Carryover	-3.85	0.00	0.00	0.00	0.00
Award and Completed Project Adjustments	0.00	0.00	0.00	0.00	0.00
Statewide Amendment 3 - Total Available	-3.85	0.00	0.00	0.00	0.00
Statewide Amendment 3 - Programmed	0.00	0.00	0.00	0.00	0.00
Total Categorized Funding Available by SFY	0.96	13.96	10.32	4.41	8.27
Total Flexible Funds Available	17.39	0.21	0.18	0.08	0.27
Adjustments	-0.42	1.05	-2.58	-3.80	0.00
Carryovers	-16.16				
Total Available by SFY	18.35	14.17	10.50	4.49	8.54
Total Programmed by SFY	18.55	14.82	8.51	5.60	5.60

*Note: Three percent inflation compounded annually applied to program years 2017 - 2020
Two percent construction contingency applied to construction.*

Highway and Bridge Construction Projects





MoDOT's Kansas City District

TMA: Mid-America Regional Council

(Note: The following MoDOT projects are located inside the Kansas City Metropolitan Planning area boundary.)

PROJECT DESCRIPTION KEY

2016-2020 Highway and Bridge Construction Schedule

Construction contingency applied to construction cost in the year the project is awarded.

Three percent project growth factor compounded annually is applied to right-of-way and construction in program years 2, 3, 4, and 5.

No inflation is applied to the Funding From Other Sources (FFOS) or Payments.

Engineering includes PE costs, CE costs, and R/W incidentals.

STATE FISCAL YEAR PROJECT BUDGETING					
Prior Prog.	7/2015 6/2016	7/2016 6/2017	7/2017 6/2018	7/2018 6/2019	7/2019 6/2020
Engineering:	99	9	0	0	0
R/W:	0	0	99	0	0
Construction:	0	0	0	999	0
FFOS:	0	0	0	99	0
Payments:	0	99	0	0	0

County: _____
 Route: _____
 Job No.: _____
 Length: _____
 Fund Cat: _____
 Sec Cat: _____
 TIP# _____

MPO: _____ Fed: _____ State: _____ Local: _____
 Federal Oversight

Award Date _____ Anticipated Fed Cat: _____
 Future Cost: _____ Estimate Total: _____

Anticipated Federal Funding Category**

Estimated cost range beyond 2020.

Date project is to be awarded to begin construction (Season and calendar year for 2015 & 2016. SFY only beyond 2016).

Metropolitan Planning Organization (Y/N).

Project description and location.

County location of project.

Route location of project.

Project number used to track project

Total Length in 1/100 miles.

Primary Funding Category.*

Secondary Funding Category.

Transportation Improvement Plan

Projects with full oversight by the Federal Highway Administration.

Total project cost estimate.

Federal, Advanced CN-State, State and Local share of project costs.

Dollars programmed in previous STIPs.

Dollars funded from other sources.

Dollars for construction, utilities and contingency.

Dollars for right-of-way (land acquisition).

Dollars to be paid back for accelerating the project or payments to others.

Dollars for engineering that include preliminary engineering, construction engineering and right-of-way incidentals.

*Primary funding category:

Take Care of System
 Statewide Interstate & Major Bridge
 Safety
 Major Projects & Emerging Needs
 Amendment 3

Note: Freight plan projects are eligible for a greater percentage of federal funding.

**Federal funding category:

CMAQ - Congestion Mitigation and Air Quality
 * usually 80% Federal & 20% State funds
Earmark - usually 80% Federal & 20% State funds
NHPP - National Highway Performance Program
 * usually 80% Federal & 20% State funds
 * sometimes 90% Federal & 10% State funds
Safety - usually 90% Federal & 10% State funds
State - No federal funds, state only funded
STP - Surface Transportation Program
 * usually 80% Federal & 20% State funds

(All Costs in Thousands)



2016-2020 Highway and Bridge Construction Schedule

Transportation Planning

P.O. Box 270
Jefferson City, MO 65102

Construction contingency applied to construction cost in the year the project is awarded.

Three percent project growth factor compounded annually is applied to right-of-way and construction costs in program years 2, 3, 4, and 5.

No inflation is applied to the Funding From Other Sources (FFOS) or Payments.

Engineering includes PE costs, CE costs and R/W incidentals.

						STATE FISCAL YEAR PROJECT BUDGETING					
						Prior Prog.	7/2015- 6/2016	7/2016- 6/2017	7/2017- 6/2018	7/2018- 6/2019	7/2019- 6/2020
County: Cass	Capacity improvements from Waters Road to Royal Street in Harrisonville. \$2,244,500	Engineering:	210	272	516	0	0	0	0	0	0
Route: MO 291	Cost Share and \$2,244,500 Harrisonville. Cost Share maximum \$2,305,904.	R/W:	0	491	0	0	0	0	0	0	0
Job No.: 4P3002		Construction:	0	0	4,118	0	0	0	0	0	0
Length: 0.90	MPO: Y	FFOS:	0	491	3,998	0	0	0	0	0	0
Fund Cat: Major Projects & Emerging Needs	Fed: 2,898 State: 255 Local: 2,244	Payments:	0	0	0	0	0	0	0	0	0
Sec Cat: System Expansion	Awd Date: 2017 Anticipated Fed Cat: NHPP Federal Oversight										
TIP #: 790073	Future Cost: 0 Estimate Total: 5,607										
County: Cass	Pavement improvements from Rte. 7 to the Bates County line.	Engineering:	0	19	20	344	0	0	0	0	0
Route: IS 49		R/W:	0	0	0	0	0	0	0	0	0
Job No.: 4I3112		Construction:	0	0	0	3,773	0	0	0	0	0
Length: 9.98	MPO: Y	FFOS:	0	0	0	0	0	0	0	0	0
Fund Cat: Statewide Interstate And Major Bridge	Fed: 3,741 State: 415 Local: 0	Payments:	0	0	0	0	0	0	0	0	0
Sec Cat: Preventive Maint	Awd Date: 2018 Anticipated Fed Cat: NHPP										
TIP #: 790073	Future Cost: 0 Estimate Total: 4,156										
County: Cass	Bridge improvements over the South Grand River and Tennessee Creek. Project involves	Engineering:	195	100	144	751	0	0	0	0	0
Route: IS 49	bridges A2069, A2641 and A2642.	R/W:	0	0	0	0	0	0	0	0	0
Job No.: 4P2360		Construction:	0	0	0	8,132	0	0	0	0	0
Length: 0.22	MPO: Y	FFOS:	0	0	0	0	0	0	0	0	0
Fund Cat: Taking Care Of System	Fed: 8,214 State: 913 Local: 0	Payments:	0	0	0	0	0	0	0	0	0
Sec Cat: Rehab And Reconst	Awd Date: 2018 Anticipated Fed Cat: NHPP Federal Oversight										
TIP #: 790056	Future Cost: 0 Estimate Total: 9,322										
County: Cass	Pavement and sidewalk improvements from Rte. D to Clint Drive in Belton.	Engineering:	100	50	259	0	0	0	0	0	0
Route: MO 58		R/W:	0	0	1	0	0	0	0	0	0
Job No.: 4P3081E		Construction:	0	0	1,621	0	0	0	0	0	0
Length: 5.01	MPO: Y	FFOS:	0	0	0	0	0	0	0	0	0
Fund Cat: Taking Care Of System	Fed: 1,545 State: 386 Local: 0	Payments:	0	0	0	0	0	0	0	0	0
Sec Cat: Low Type Resurfacing	Awd Date: Fall 16 Anticipated Fed Cat: S.T.P.										
TIP #: 790087	Future Cost: 0 Estimate Total: 2,031										
County: Cass	Roadway improvements from Independence Street to Stella Avenue in Harrisonville.	Engineering:	576	486	0	0	0	0	0	0	0
Route: MO 7	\$2,040,000 MARC STP-Urban funds, \$510,000 Harrisonville and \$145,000 Statewide	R/W:	72	0	0	0	0	0	0	0	0
Job No.: 4P2257	Transportation Enhancement funds.	Construction:	0	3,280	0	0	0	0	0	0	0
Length: 0.66	MPO: Y	FFOS:	72	2,623	0	0	0	0	0	0	0
Fund Cat: Major Projects & Emerging Needs	Fed: 3,013 State: 257 Local: 496	Payments:	0	0	0	0	0	0	0	0	0
Sec Cat: System Expansion	Awd Date: Fall 15 Anticipated Fed Cat: S.T.P. Federal Oversight										
TIP #: 780004	Future Cost: 0 Estimate Total: 4,414										

* Subject to the approval of the Transportation Improvement Plan by the governing Metropolitan Planning Organization.

Jun-10-2015

Section 4 - 1

District Kansas City

TMA

Dollars in Thousands



2016-2020 Highway and Bridge Construction Schedule

Transportation Planning

P.O. Box 270
Jefferson City, MO 65102

Construction contingency applied to construction cost in the year the project is awarded.

Three percent project growth factor compounded annually is applied to right-of-way and construction costs in program years 2, 3, 4, and 5.

No inflation is applied to the Funding From Other Sources (FFOS) or Payments.

Engineering includes PE costs, CE costs and R/W incidentals.

Construction contingency applied to construction cost in the year the project is awarded. Three percent project growth factor compounded annually is applied to right-of-way and construction costs in program years 2, 3, 4, and 5. No inflation is applied to the Funding From Other Sources (FFOS) or Payments. Engineering includes PE costs, CE costs and R/W incidentals.							STATE FISCAL YEAR PROJECT BUDGETING						
							Prior Prog.	7/2015- 6/2016	7/2016- 6/2017	7/2017- 6/2018	7/2018- 6/2019	7/2019- 6/2020	
County: Cass Route: RT B Job No.: 4S3072 Length: 0.10 MPO: Y Fund Cat: Taking Care Of System Sec Cat: Rehab And Reconst Awd Date: Winter 16 Anticipated Fed Cat: NHPP TIP #: 790080 Future Cost: 0 Estimate Total: 431	Bridge improvements over Eightmile Creek, east of I-49. Project involves bridge A1403.						Engineering:	2	49	0	0	0	0
							R/W:	0	0	0	0	0	0
							Construction:	0	380	0	0	0	0
							FFOS:	0	0	0	0	0	0
							Payments:	0	0	0	0	0	0
County: Cass Route: RT D Job No.: 4S3067 Length: 0.10 MPO: Y Fund Cat: Taking Care Of System Sec Cat: Rehab And Reconst Awd Date: Winter 16 Anticipated Fed Cat: NHPP TIP #: 790081 Future Cost: 0 Estimate Total: 848	Bridge improvements north of Rte. Y over the Kansas City Southern railroad. Project involves bridge A2250.						Engineering:	10	97	0	0	0	0
							R/W:	0	1	0	0	0	0
							Construction:	0	740	0	0	0	0
							FFOS:	0	0	0	0	0	0
							Payments:	0	0	0	0	0	0
County: Cass Route: RT D Job No.: 4S3070 Length: 0.02 MPO: Y Fund Cat: Taking Care Of System Sec Cat: Rehab And Reconst Awd Date: Winter 16 Anticipated Fed Cat: NHPP TIP #: 790081 Future Cost: 0 Estimate Total: 228	Bridge improvements over Mineral Creek, south of Rte. Y, in Cleveland. Project involves bridge L0173.						Engineering:	5	26	0	0	0	0
							R/W:	0	0	0	0	0	0
							Construction:	0	197	0	0	0	0
							FFOS:	0	0	0	0	0	0
							Payments:	0	0	0	0	0	0
County: Cass Route: RT M Job No.: 4S3069 Length: 0.10 MPO: Y Fund Cat: Taking Care Of System Sec Cat: Rehab And Reconst Awd Date: Winter 16 Anticipated Fed Cat: NHPP TIP #: 790083 Future Cost: 0 Estimate Total: 490	Bridge improvements over Camp Branch, north of Rte. 2. Project involves bridge R0519.						Engineering:	6	55	0	0	0	0
							R/W:	0	0	0	0	0	0
							Construction:	0	429	0	0	0	0
							FFOS:	0	0	0	0	0	0
							Payments:	0	0	0	0	0	0
County: Cass Route: RT YY Job No.: 4S3071 Length: 0.02 MPO: Y Fund Cat: Taking Care Of System Sec Cat: Rehab And Reconst Awd Date: Winter 16 Anticipated Fed Cat: NHPP TIP #: 790085 Future Cost: 0 Estimate Total: 731	Bridge improvements over East Creek on Rte. YY, east of Rte. Y in Peculiar. Project involves bridge N0784.						Engineering:	5	83	0	0	0	0
							R/W:	0	0	0	0	0	0
							Construction:	0	643	0	0	0	0
							FFOS:	0	0	0	0	0	0
							Payments:	0	0	0	0	0	0

* Subject to the approval of the Transportation Improvement Plan by the governing Metropolitan Planning Organization.

Jun-10-2015

Section 4 - 2

District Kansas City

TMA

Dollars in Thousands



2016-2020 Highway and Bridge Construction Schedule

Transportation Planning

P.O. Box 270
Jefferson City, MO 65102

Construction contingency applied to construction cost in the year the project is awarded.

Three percent project growth factor compounded annually is applied to right-of-way and construction costs in program years 2, 3, 4, and 5.

No inflation is applied to the Funding From Other Sources (FFOS) or Payments.

Engineering includes PE costs, CE costs and R/W incidentals.

Construction contingency applied to construction cost in the year the project is awarded. Three percent project growth factor compounded annually is applied to right-of-way and construction costs in program years 2, 3, 4, and 5. No inflation is applied to the Funding From Other Sources (FFOS) or Payments. Engineering includes PE costs, CE costs and R/W incidentals.							STATE FISCAL YEAR PROJECT BUDGETING						
							Prior Prog.	7/2015- 6/2016	7/2016- 6/2017	7/2017- 6/2018	7/2018- 6/2019	7/2019- 6/2020	
County: Clay	Pavement and sidewalk improvements from Rte. 69 to Rte. Y in Excelsior Springs.						Engineering:	30	192	351	0	0	0
Route: MO 10							R/W:	0	100	0	0	0	0
Job No.: 4P3081B							Construction:	0	0	2,569	0	0	0
Length: 2.98	MPO: Y						FFOS:	0	0	0	0	0	0
Fund Cat: Taking Care Of System						Fed: 2,570 State: 642 Local: 0	Payments:	0	0	0	0	0	0
Sec Cat: Low Type Resurfacing	Awd Date: 2017	Anticipated Fed Cat: NHPP											
TIP #: 590208	Future Cost: 0					Estimate Total: 3,242							
County: Clay	Pavement and intersection improvements at various intersections from Rte. W in Smithville to NW Cookingham Drive in Kansas City.						Engineering:	0	57	0	0	0	0
Route: US 169							R/W:	0	40	0	0	0	0
Job No.: 4P3079D							Construction:	0	749	0	0	0	0
Length: 0.49	MPO: Y						FFOS:	0	0	0	0	0	0
Fund Cat: Safety						Fed: 761 State: 85 Local: 0	Payments:	0	0	0	0	0	0
Sec Cat: Urban Safety	Awd Date: Winter 16	Anticipated Fed Cat: Safety											
TIP #: 590208	Future Cost: 0					Estimate Total: 846							
County: Clay	Pavement improvements from I-35 to Rte. 210 in North Kansas City.						Engineering:	0	4	72	0	0	0
Route: IS 29							R/W:	0	0	0	0	0	0
Job No.: 4I3111							Construction:	0	0	850	0	0	0
Length: 1.55	MPO: Y						FFOS:	0	0	0	0	0	0
Fund Cat: Statewide Interstate And Major Bridge						Fed: 833 State: 93 Local: 0	Payments:	0	0	0	0	0	0
Sec Cat: Preventive Maint	Awd Date: Fall 16	Anticipated Fed Cat: NHPP											
TIP #: 590208	Future Cost: 0					Estimate Total: 926							
County: Clay	Pavement and intersection improvements at various intersections from I-435 to Cedar Ave.						Engineering:	0	143	0	0	0	0
Route: MO 291							R/W:	0	0	0	0	0	0
Job No.: 4P3079C							Construction:	0	1,053	0	0	0	0
Length: 0.80	MPO: Y						FFOS:	0	0	0	0	0	0
Fund Cat: Safety						Fed: 1,077 State: 119 Local: 0	Payments:	0	0	0	0	0	0
Sec Cat: Urban Safety	Awd Date: Winter 16	Anticipated Fed Cat: Safety											
TIP #: 590208	Future Cost: 0					Estimate Total: 1,196							
County: Clay	Pavement improvements from south of Rte. 33 (north end of railroad bridges A2503 and A5084) to Orchard Drive in Liberty. \$21,000 Statewide Transportation Enhancement funds.						Engineering:	50	120	0	0	0	0
Route: MO 291							R/W:	0	0	0	0	0	0
Job No.: 4P3081C							Construction:	0	1,219	0	0	0	0
Length: 1.61	MPO: Y						FFOS:	0	21	0	0	0	0
Fund Cat: Taking Care Of System						AC-State: 1,071 State: 268 Local: 0	Payments:	0	0	0	0	0	0
Sec Cat: Low Type Resurfacing	Awd Date: Fall 15	Anticipated Fed Cat: NHPP											
TIP #: 590209	Future Cost: 0					Estimate Total: 1,389							

* Subject to the approval of the Transportation Improvement Plan by the governing Metropolitan Planning Organization.



2016-2020 Highway and Bridge Construction Schedule

Transportation Planning

P.O. Box 270
Jefferson City, MO 65102

Construction contingency applied to construction cost in the year the project is awarded.

Three percent project growth factor compounded annually is applied to right-of-way and construction costs in program years 2, 3, 4, and 5.

No inflation is applied to the Funding From Other Sources (FFOS) or Payments.

Engineering includes PE costs, CE costs and R/W incidentals.

Construction contingency applied to construction cost in the year the project is awarded. Three percent project growth factor compounded annually is applied to right-of-way and construction costs in program years 2, 3, 4, and 5. No inflation is applied to the Funding From Other Sources (FFOS) or Payments. Engineering includes PE costs, CE costs and R/W incidentals.							STATE FISCAL YEAR PROJECT BUDGETING						
							Prior Prog.	7/2015- 6/2016	7/2016- 6/2017	7/2017- 6/2018	7/2018- 6/2019	7/2019- 6/2020	
County: Clay	Bridge improvements at Rte. 69 in Liberty. Project involves twin bridges A0677.						Engineering:	135	33	322	0	0	0
Route: IS 35							R/W:	0	0	0	0	0	0
Job No.: 4I3026							Construction:	0	0	3,325	0	0	0
Length: 0.04	MPO: Y							FFOS:	0	0	0	0	0
Fund Cat: Taking Care Of System	Fed: 3,312 State: 368 Local: 0						Payments:	0	0	0	0	0	0
Sec Cat: Rehab And Reconst	Awd Date: 2017	Anticipated Fed Cat: NHPP											
TIP #: 590188	Future Cost: 0 Estimate Total: 3,815												
County: Clay	Pavement improvements from Fishing River Bridge to Rte. 69/Pleasant Valley Interchange.						Engineering:	108	65	485	0	0	0
Route: IS 35							R/W:	0	0	0	0	0	0
Job No.: 4I3036							Construction:	0	0	5,782	0	0	0
Length: 10.91	MPO: Y							FFOS:	0	0	0	0	0
Fund Cat: Statewide Interstate And Major Bridge	Fed: 5,698 State: 634 Local: 0						Payments:	0	0	0	0	0	0
Sec Cat: Rehab And Reconst	Awd Date: 2017	Anticipated Fed Cat: NHPP Federal Oversight											
TIP #: 590204	Future Cost: 0 Estimate Total: 6,440												
County: Clay	Operational improvements to the interchange at Rte. 210. Project involves bridges A1944, A1945, A1946 and A2004. \$300,000 Martin Marietta, Kansas City, LLC.						Engineering:	220	525	1,984	0	0	0
Route: IS 435							R/W:	0	0	0	0	0	0
Job No.: 4I1980							Construction:	0	0	14,771	0	0	0
Length: 3.27	MPO: Y							FFOS:	0	0	300	0	0
Fund Cat: Major Projects & Emerging Needs	Fed: 15,552 State: 1,728 Local: 0						Payments:	0	0	0	0	0	0
Sec Cat: System Expansion	Awd Date: Summer 16	Anticipated Fed Cat: NHPP Federal Oversight											
TIP #: 590189	Future Cost: 0 Estimate Total: 17,500												
County: Clay	Pavement improvements from Rte. 69 to Parvin Road in Kansas City.						Engineering:	55	272	0	0	0	0
Route: IS 435							R/W:	0	0	0	0	0	0
Job No.: 4I3038							Construction:	0	2,357	0	0	0	0
Length: 2.34	MPO: Y							FFOS:	0	0	0	0	0
Fund Cat: Statewide Interstate And Major Bridge	AC-State: 2,366 State: 263 Local: 0						Payments:	0	0	0	0	0	0
Sec Cat: Rehab And Reconst	Awd Date: Fall 15	Anticipated Fed Cat: NHPP											
TIP #: 590205	Future Cost: 0 Estimate Total: 2,684												
County: Clay	Pavement improvements from Parvin Road to north of the Missouri River.						Engineering:	20	3	84	0	0	0
Route: IS 435							R/W:	0	0	0	0	0	0
Job No.: 4I3038B							Construction:	0	0	824	0	0	0
Length: 0.50	MPO: Y							FFOS:	0	0	0	0	0
Fund Cat: Taking Care Of System	Fed: 820 State: 91 Local: 0						Payments:	0	0	0	0	0	0
Sec Cat: Thin Lift Overlay	Awd Date: Summer 16	Anticipated Fed Cat: NHPP											
TIP #: 590213	Future Cost: 0 Estimate Total: 931												

* Subject to the approval of the Transportation Improvement Plan by the governing Metropolitan Planning Organization.

Jun-10-2015

Section 4 - 4

District Kansas City

TMA

Dollars in Thousands



2016-2020 Highway and Bridge Construction Schedule

Construction contingency applied to construction cost in the year the project is awarded.

Three percent project growth factor compounded annually is applied to right-of-way and construction costs in program years 2, 3, 4, and 5.

No inflation is applied to the Funding From Other Sources (FFOS) or Payments.

Engineering includes PE costs, CE costs and R/W incidentals.

Construction contingency applied to construction cost in the year the project is awarded. Three percent project growth factor compounded annually is applied to right-of-way and construction costs in program years 2, 3, 4, and 5. No inflation is applied to the Funding From Other Sources (FFOS) or Payments. Engineering includes PE costs, CE costs and R/W incidentals.							STATE FISCAL YEAR PROJECT BUDGETING						
							Prior Prog.	7/2015- 6/2016	7/2016- 6/2017	7/2017- 6/2018	7/2018- 6/2019	7/2019- 6/2020	
County: Clay	Pavement improvements from Rte. 33 in Kearney to Rte. 69 in Excelsior Springs.						Engineering:	8	9	126	0	0	0
Route: MO 92							R/W:	0	0	1	0	0	0
Job No.: 4P3081F							Construction:	0	0	1,736	0	0	0
Length: 7.12	MPO: Y							FFOS:	0	0	0	0	0
Fund Cat: Taking Care Of System	Fed: 1,498 State: 374 Local: 0						Payments:	0	0	0	0	0	0
Sec Cat: Low Type Resurfacing	Awd Date: Summer 16	Anticipated Fed Cat: NHPP											
TIP #: 590212	Future Cost: 0 Estimate Total: 1,880												
County: Clay	Pavement improvements, shoulder additions and edge line rumbles from Rte. 92 to Rte. CC. \$1,489,000 Open Container funds.						Engineering:	15	57	246	0	0	0
Route: RT C							R/W:	0	0	21	0	0	0
Job No.: 4P3051B							Construction:	0	0	1,767	0	0	0
Length: 7.16	MPO: Y							FFOS:	0	0	1,489	0	0
Fund Cat: Safety	Fed: 1,881 State: 210 Local: 0						Payments:	0	0	0	0	0	0
Sec Cat: Safety	Awd Date: Fall 16	Anticipated Fed Cat: Safety											
TIP #: 590211	Future Cost: 0 Estimate Total: 2,106												
County: Jackson	Interchange and ramp improvements on Broadway at I-35 / I-70 in Kansas City. Includes railroad bridge removal over I-35 / I-70. Project involves bridge L0491.						Engineering:	8	49	0	0	0	0
Route: US 169							R/W:	0	0	0	0	0	0
Job No.: 4P3095H							Construction:	0	311	0	0	0	0
Length: 0.28	MPO: Y							FFOS:	0	0	0	0	0
Fund Cat: Major Projects & Emerging Needs	Fed: 288 State: 72 Local: 0						Payments:	0	0	0	0	0	0
Sec Cat: Systems Operations	Awd Date: Summer 15	Anticipated Fed Cat: NHPP											
TIP #: 690449	Future Cost: 0 Estimate Total: 368												
County: Jackson	Pavement improvements from Rte. 291 to Rte. 7 in Independence. \$140,000 Statewide Transportation Enhancement funds.						Engineering:	100	50	223	0	0	0
Route: US 24							R/W:	0	0	0	0	0	0
Job No.: 4P3081							Construction:	0	0	2,714	0	0	0
Length: 5.43	MPO: Y							FFOS:	0	0	140	0	0
Fund Cat: Taking Care Of System	Fed: 2,390 State: 597 Local: 0						Payments:	0	0	0	0	0	0
Sec Cat: Low Type Resurfacing	Awd Date: Fall 16	Anticipated Fed Cat: NHPP											
TIP #: 990214	Future Cost: 0 Estimate Total: 3,087												
County: Jackson	Pavement and sidewalk improvements from Ewing Avenue to the Rte. 291 outer road in Independence. \$430,000 Statewide Transportation Enhancement funds.						Engineering:	140	420	0	0	0	0
Route: US 24							R/W:	0	10	0	0	0	0
Job No.: 4S3052							Construction:	0	4,002	0	0	0	0
Length: 7.08	MPO: Y							FFOS:	0	430	0	0	0
Fund Cat: Taking Care Of System	AC-State: 3,546 State: 886 Local: 0						Payments:	0	0	0	0	0	0
Sec Cat: Thin Lift Overlay	Awd Date: Fall 15	Anticipated Fed Cat: NHPP											
TIP #: 690441	Future Cost: 0 Estimate Total: 4,572												

* Subject to the approval of the Transportation Improvement Plan by the governing Metropolitan Planning Organization.



2016-2020 Highway and Bridge Construction Schedule

Transportation Planning

P.O. Box 270
Jefferson City, MO 65102

Construction contingency applied to construction cost in the year the project is awarded.

Three percent project growth factor compounded annually is applied to right-of-way and construction costs in program years 2, 3, 4, and 5.

No inflation is applied to the Funding From Other Sources (FFOS) or Payments.

Engineering includes PE costs, CE costs and R/W incidentals.

Construction contingency applied to construction cost in the year the project is awarded. Three percent project growth factor compounded annually is applied to right-of-way and construction costs in program years 2, 3, 4, and 5. No inflation is applied to the Funding From Other Sources (FFOS) or Payments. Engineering includes PE costs, CE costs and R/W incidentals.							STATE FISCAL YEAR PROJECT BUDGETING						
							Prior Prog.	7/2015- 6/2016	7/2016- 6/2017	7/2017- 6/2018	7/2018- 6/2019	7/2019- 6/2020	
County: Jackson Route: IS 35 Job No.: 4I3109 Length: 2.78 MPO: Y Fund Cat: Statewide Interstate And Major Bridge Sec Cat: Preventive Maint Awd Date: Fall 16 Anticipated Fed Cat: NHPP TIP #: Future Cost: 0 Estimate Total: 3,476	Pavement improvements from I-70 to the Kansas state line.						Engineering:	0	28	328	0	0	0
							R/W:	0	0	0	0	0	0
							Construction:	0	0	3,120	0	0	0
							FFOS:	0	0	0	0	0	0
							Payments:	0	0	0	0	0	0
County: Jackson Route: IS 435 Job No.: 4I3022B Length: 0.35 MPO: Y Fund Cat: Taking Care Of System Sec Cat: Rehab And Reconst Awd Date: Summer 15 Anticipated Fed Cat: NHPP TIP #: Future Cost: 0 Estimate Total: 4,007	Bridge improvements at Front Street, Rte. 24 and Rte. 78. \$220,000 Open Container funds. Project involves bridges A1698, A1750 and A1682.						Engineering:	100	448	0	0	0	
							R/W:	0	0	0	0	0	0
							Construction:	0	3,459	0	0	0	0
							FFOS:	0	220	0	0	0	0
							Payments:	0	0	0	0	0	0
County: Jackson Route: IS 435 Job No.: 4I3028B Length: 0.47 MPO: Y Fund Cat: Taking Care Of System Sec Cat: Rehab And Reconst Awd Date: Summer 15 Anticipated Fed Cat: NHPP TIP #: Future Cost: 0 Estimate Total: 1,179	Bridge improvements from Front Street to Rte. 24. Project involves bridges A1683, A1685, A1686 and A2249.						Engineering:	10	96	0	0	0	
							R/W:	0	1	0	0	0	0
							Construction:	0	1,072	0	0	0	0
							FFOS:	0	0	0	0	0	0
							Payments:	0	0	0	0	0	0
County: Jackson Route: IS 435 Job No.: 4I3038C Length: 2.85 MPO: Y Fund Cat: Statewide Interstate And Major Bridge Sec Cat: Rehab And Reconst Awd Date: Summer 15 Anticipated Fed Cat: NHPP TIP #: Future Cost: 0 Estimate Total: 2,058	Pavement improvements from Missouri River bridge to Rte. 24.						Engineering:	83	186	0	0	0	
							R/W:	0	0	0	0	0	0
							Construction:	0	1,789	0	0	0	0
							FFOS:	0	0	0	0	0	0
							Payments:	0	0	0	0	0	0
County: Jackson Route: IS 435 Job No.: 4I3108 Length: 1.74 MPO: Y Fund Cat: Statewide Interstate And Major Bridge Sec Cat: Preventive Maint Awd Date: Fall 16 Anticipated Fed Cat: NHPP TIP #: Future Cost: 0 Estimate Total: 1,209	Pavement improvements from Rte. 24 to Rte. 78 in Kansas City.						Engineering:	0	13	112	0	0	
							R/W:	0	0	0	0	0	0
							Construction:	0	0	1,084	0	0	0
							FFOS:	0	0	0	0	0	0
							Payments:	0	0	0	0	0	0

* Subject to the approval of the Transportation Improvement Plan by the governing Metropolitan Planning Organization.

Jun-10-2015

Section 4 - 6

District Kansas City

TMA

Dollars in Thousands



2016-2020 Highway and Bridge Construction Schedule

Transportation Planning

P.O. Box 270
Jefferson City, MO 65102

Construction contingency applied to construction cost in the year the project is awarded.

Three percent project growth factor compounded annually is applied to right-of-way and construction costs in program years 2, 3, 4, and 5.

No inflation is applied to the Funding From Other Sources (FFOS) or Payments.

Engineering includes PE costs, CE costs and R/W incidentals.

Construction contingency applied to construction cost in the year the project is awarded. Three percent project growth factor compounded annually is applied to right-of-way and construction costs in program years 2, 3, 4, and 5. No inflation is applied to the Funding From Other Sources (FFOS) or Payments. Engineering includes PE costs, CE costs and R/W incidentals.												STATE FISCAL YEAR PROJECT BUDGETING					
												Prior Prog.	7/2015- 6/2016	7/2016- 6/2017	7/2017- 6/2018	7/2018- 6/2019	7/2019- 6/2020
County: Jackson Route: IS 435 Job No.: 4I3115 Length: 7.87 MPO: Y Fund Cat: Statewide Interstate And Major Bridge Fed: 5,353 State: 595 Local: 0 Sec Cat: Preventive Maint Awd Date: 2018 Anticipated Fed Cat: NHPP <div>Federal Oversight</div> TIP #: Future Cost: 0 Estimate Total: 5,948	Engineering:	0	45	50	543	0	0										
	R/W:	0	0	0	0	0	0										
	Construction:	0	0	0	5,310	0	0										
	FFOS:	0	0	0	0	0	0										
	Payments:	0	0	0	0	0	0										
County: Jackson Route: IS 470 Job No.: 4I3110 Length: 3.47 MPO: Y Fund Cat: Statewide Interstate And Major Bridge Fed: 2,153 State: 239 Local: 0 Sec Cat: Preventive Maint Awd Date: Fall 16 Anticipated Fed Cat: NHPP TIP #: Future Cost: 0 Estimate Total: 2,392	Engineering:	0	14	205	0	0	0										
	R/W:	0	0	0	0	0	0										
	Construction:	0	0	2,173	0	0	0										
	FFOS:	0	0	0	0	0	0										
	Payments:	0	0	0	0	0	0										
County: Jackson Route: IS 49 Job No.: 4I3114 Length: 9.15 MPO: Y Fund Cat: Statewide Interstate And Major Bridge Fed: 3,967 State: 441 Local: 0 Sec Cat: Preventive Maint Awd Date: 2018 Anticipated Fed Cat: NHPP TIP #: Future Cost: 0 Estimate Total: 4,408	Engineering:	0	20	20	406	0	0										
	R/W:	0	0	0	0	0	0										
	Construction:	0	0	0	3,962	0	0										
	FFOS:	0	0	0	0	0	0										
	Payments:	0	0	0	0	0	0										
County: Jackson Route: IS 49 Job No.: 4P2256 Length: 1.51 MPO: Y Fund Cat: Major Projects & Emerging Needs Fed: 6,821 State: 1,705 Local: 0 Sec Cat: System Expansion Awd Date: 2018 Anticipated Fed Cat: NHPP <div>Federal Oversight</div> TIP #: 690405 Future Cost: 0 Estimate Total: 8,957	Engineering:	395	40	45	595	0	0										
	R/W:	36	0	0	0	0	0										
	Construction:	0	0	0	7,846	0	0										
	FFOS:	0	0	0	0	0	0										
	Payments:	0	0	0	0	0	0										
County: Jackson Route: US 50 Job No.: 4P2292 Length: 1.13 MPO: Y Fund Cat: Major Projects & Emerging Needs Fed: 8,847 State: 618 Local: 6,587 Sec Cat: Rehab And Reconst Awd Date: Fall 16 Anticipated Fed Cat: NHPP <div>Federal Oversight</div> TIP #: Future Cost: 0 Estimate Total: 16,111	Engineering:	59	113	2,150	0	0	0										
	R/W:	0	0	827	0	0	0										
	Construction:	0	0	12,962	0	0	0										
	FFOS:	0	0	13,387	0	0	0										
	Payments:	0	0	0	0	0	0										

* Subject to the approval of the Transportation Improvement Plan by the governing Metropolitan Planning Organization.

Jun-10-2015

Section 4 - 7

District Kansas City

TMA

Dollars in Thousands



2016-2020 Highway and Bridge Construction Schedule

Transportation Planning

P.O. Box 270
Jefferson City, MO 65102

Construction contingency applied to construction cost in the year the project is awarded.

Three percent project growth factor compounded annually is applied to right-of-way and construction costs in program years 2, 3, 4, and 5.

No inflation is applied to the Funding From Other Sources (FFOS) or Payments.

Engineering includes PE costs, CE costs and R/W incidentals.

Construction contingency applied to construction cost in the year the project is awarded. Three percent project growth factor compounded annually is applied to right-of-way and construction costs in program years 2, 3, 4, and 5. No inflation is applied to the Funding From Other Sources (FFOS) or Payments. Engineering includes PE costs, CE costs and R/W incidentals.												STATE FISCAL YEAR PROJECT BUDGETING						
												Prior Prog.	7/2015- 6/2016	7/2016- 6/2017	7/2017- 6/2018	7/2018- 6/2019	7/2019- 6/2020	
County: Jackson	Intersection and pavement improvements at Rte. F, Hutt Road and Lover's Lane in Lone Jack.											Engineering:	0	90	0	0	0	0
Route: US 50												R/W:	0	0	0	0	0	0
Job No.: 4P3079B												Construction:	0	572	0	0	0	0
Length: 0.69	MPO: Y										FFOS:	0	0	0	0	0		
Fund Cat: Safety	Fed: 596 State: 66 Local: 0											Payments:	0	0	0	0	0	
Sec Cat: Urban Safety	Awd Date: Winter 16	Anticipated Fed Cat: Safety																
TIP #:	Future Cost: 0 Estimate Total: 662																	
County: Jackson	Pavement improvements from the east end of River Bluffs Bridge to Troost Avenue Bridge.											Engineering:	0	4	106	0	0	0
Route: IS 670												R/W:	0	0	0	0	0	
Job No.: 4I3116												Construction:	0	0	1,220	0	0	0
Length: 1.41	MPO: Y										FFOS:	0	0	0	0	0		
Fund Cat: Statewide Interstate And Major Bridge	Fed: 1,197 State: 133 Local: 0											Payments:	0	0	0	0	0	
Sec Cat: Preventive Maint	Awd Date: Fall 16	Anticipated Fed Cat: NHPP																
TIP #:	Future Cost: 0 Estimate Total: 1,330																	
County: Jackson	Pavement improvements from west of Sterling to the Rte. 291 northbound exit.											Engineering:	0	5	10	296	0	0
Route: IS 70												R/W:	0	0	0	0	0	
Job No.: 4I3113												Construction:	0	0	0	3,573	0	0
Length: 4.82	MPO: Y										FFOS:	0	0	0	0	0		
Fund Cat: Statewide Interstate And Major Bridge	Fed: 3,495 State: 389 Local: 0											Payments:	0	0	0	0	0	
Sec Cat: Preventive Maint	Awd Date: 2018	Anticipated Fed Cat: NHPP																
TIP #:	Future Cost: 0 Estimate Total: 3,884																	
County: Jackson	Pavement improvements from I-670 to Swope Parkway in Kansas City.											Engineering:	29	1	1	1	1	126
Route: US 71												R/W:	0	0	0	0	0	0
Job No.: 4P2332C												Construction:	0	0	0	0	0	1,837
Length: 3.76	MPO: Y										FFOS:	0	0	0	0	0		
Fund Cat: Taking Care Of System	Fed: 1,575 State: 392 Local: 0											Payments:	0	0	0	0	0	
Sec Cat: Thin Lift Overlay	Awd Date: 2020	Anticipated Fed Cat: NHPP <div>Federal Oversight</div>																
TIP #:	Future Cost: 0 Estimate Total: 1,996																	
County: Jackson	Bridge replacement at Main Street over I-49 in Grandview. \$222,000 Statewide Transportation Enhancement funds. Project involves bridge L0950.											Engineering:	115	727	0	0	0	0
Route: CST MAIN ST												R/W:	0	0	0	0	0	0
Job No.: 4P3004												Construction:	0	2,860	0	0	0	0
Length: 0.06	MPO: Y										FFOS:	0	222	0	0	0		
Fund Cat: Taking Care Of System	Fed: 2,870 State: 717 Local: 0											Payments:	0	0	0	0	0	
Sec Cat: Rehab And Reconst	Awd Date: Spring 16	Anticipated Fed Cat: NHPP <div>Federal Oversight</div>																
TIP #:	Future Cost: 0 Estimate Total: 3,702																	

* Subject to the approval of the Transportation Improvement Plan by the governing Metropolitan Planning Organization.

Jun-10-2015

Section 4 - 8

District Kansas City

TMA

Dollars in Thousands



2016-2020 Highway and Bridge Construction Schedule

Construction contingency applied to construction cost in the year the project is awarded.

Three percent project growth factor compounded annually is applied to right-of-way and construction costs in program years 2, 3, 4, and 5.

No inflation is applied to the Funding From Other Sources (FFOS) or Payments.

Engineering includes PE costs, CE costs and R/W incidentals.

Construction contingency applied to construction cost in the year the project is awarded. Three percent project growth factor compounded annually is applied to right-of-way and construction costs in program years 2, 3, 4, and 5. No inflation is applied to the Funding From Other Sources (FFOS) or Payments. Engineering includes PE costs, CE costs and R/W incidentals.												STATE FISCAL YEAR PROJECT BUDGETING					
												Prior Prog.	7/2015- 6/2016	7/2016- 6/2017	7/2017- 6/2018	7/2018- 6/2019	7/2019- 6/2020
County: Jackson Route: RT W Job No.: 4P3081D Length: 4.29 MPO: Y Fund Cat: Taking Care Of System Sec Cat: Low Type Resurfacing Awd Date: Winter 16 TIP #: 690445	Pavement and sidewalk improvements from I-435 to the Kansas State line. \$1,349,000 Statewide Transportation Enhancement funds. AC-State: 3,379 State: 844 Local: 0 Anticipated Fed Cat: NHPP Future Cost: 0 Estimate Total: 4,249					Engineering: 12 R/W: 14 Construction: 0 FFOS: 0 Payments: 0	356 0 3,867 1,349 0	0 0 0 0 0	0 0 0 0 0	0 0 0 0 0							
County: Platte Route: IS 29 Job No.: 4I3037 Length: 7.00 MPO: Y Fund Cat: Taking Care Of System Sec Cat: Thin Lift Overlay Awd Date: Fall 15 TIP #: 490136	Pavement improvements from Rte. 273 north of Platte City to I-435 in Kansas City. Fed: 4,495 State: 499 Local: 0 Anticipated Fed Cat: NHPP Federal Oversight Future Cost: 0 Estimate Total: 5,010					Engineering: 16 R/W: 0 Construction: 0 FFOS: 0 Payments: 0	446 0 4,548 0 0	0 0 0 0 0	0 0 0 0 0	0 0 0 0 0							
County: Platte Route: IS 29 Job No.: 4I3105 Length: 11.40 MPO: Y Fund Cat: Statewide Interstate And Major Bridge Sec Cat: Preventive Maint Awd Date: Fall 16 TIP #: 490137	Pavement improvements from Todd Creek to Vivion Road. Fed: 8,301 State: 923 Local: 0 Anticipated Fed Cat: NHPP Federal Oversight Future Cost: 0 Estimate Total: 9,224					Engineering: 0 R/W: 0 Construction: 0 FFOS: 0 Payments: 0	36 0 0 0 0	808 0 8,380 0 0	0 0 0 0 0	0 0 0 0 0							
County: Platte Route: IS 435 Job No.: 4I3032 Length: 0.39 MPO: Y Fund Cat: Statewide Interstate And Major Bridge Sec Cat: Rehab And Reconst Awd Date: Let by Others TIP #: 490137	Payment to KDOT in SFY 2016 for bridge improvements over the Missouri River. Project involves bridge A3289. Fed: 1,710 State: 190 Local: 0 Anticipated Fed Cat: NHPP Future Cost: 0 Estimate Total: 1,900					Engineering: 0 R/W: 0 Construction: 0 FFOS: 0 Payments: 0	0 0 1,900 0 0	0 0 0 0 0	0 0 0 0 0	0 0 0 0 0							
County: Platte Route: MO 45 Job No.: 4U1108C Length: 1.63 MPO: Y Fund Cat: Major Projects & Emerging Needs Sec Cat: System Expansion Awd Date: Summer 16 TIP #: 490135	Corridor improvements, including roadway widening and bicycle/pedestrian accommodations, from Rte. K to I-435 in Platte County. \$3,163,740 Cost Share, \$5,794,000 MARC STP-Urban and \$1,448,500 Platte County funds. Fed: 9,100 State: 1,054 Local: 1,220 Anticipated Fed Cat: NHPP Federal Oversight Future Cost: 0 Estimate Total: 12,957					Engineering: 438 R/W: 1,145 Construction: 0 FFOS: 1,145 Payments: 0	500 0 0 0 0	1,272 0 9,602 9,262 0	0 0 0 0 0	0 0 0 0 0							

* Subject to the approval of the Transportation Improvement Plan by the governing Metropolitan Planning Organization.



2016-2020 Highway and Bridge Construction Schedule

Transportation Planning

P.O. Box 270
Jefferson City, MO 65102

Construction contingency applied to construction cost in the year the project is awarded.

Three percent project growth factor compounded annually is applied to right-of-way and construction costs in program years 2, 3, 4, and 5.

No inflation is applied to the Funding From Other Sources (FFOS) or Payments.

Engineering includes PE costs, CE costs and R/W incidentals.

Construction contingency applied to construction cost in the year the project is awarded. Three percent project growth factor compounded annually is applied to right-of-way and construction costs in program years 2, 3, 4, and 5. No inflation is applied to the Funding From Other Sources (FFOS) or Payments. Engineering includes PE costs, CE costs and R/W incidentals.											STATE FISCAL YEAR PROJECT BUDGETING					
											Prior Prog.	7/2015- 6/2016	7/2016- 6/2017	7/2017- 6/2018	7/2018- 6/2019	7/2019- 6/2020
County: Platte Route: IS 635 Job No.: 4I3107 Length: 0.22 MPO: Y Fund Cat: Safety Sec Cat: Safety TIP #: 490145	High friction surface treatment to both lanes of the off ramp at Exit 3B from southbound I-29 southbound I-635. \$76,800 Accelerated Innovation Deployment (AID) and \$12,000 AID credit for testing.					Fed: 93 State: 11 Local: 0	Engineering: 1 R/W: 0 Construction: 0 FFOS: 0 Payments: 0	8 0 96 89 0	0 0 0 0 0	0 0 0 0 0	0 0 0 0 0					
County: Platte Route: MO 92 Job No.: 4P3095I Length: 0.16 MPO: Y Fund Cat: Major Projects & Emerging Needs Sec Cat: Systems Operations TIP #: 490144	Intersection improvements at Kentucky Avenue in Platte City. \$51,563 Platte City funds.					Fed: 333 State: 31 Local: 52	Engineering: 13 R/W: 0 Construction: 0 FFOS: 0 Payments: 0	28 0 388 52 0	0 0 0 0 0	0 0 0 0 0	0 0 0 0 0					
County: Various Route: Various Job No.: 0I3002F Length: 0.00 MPO: Y Fund Cat: Statewide Interstate And Major Bridge Sec Cat: Preventive Maint TIP #: 0I3002F	Job Order Contracting for asphalt repair at various interstate locations in the urban Kansas City District.					AC-State: 972 State: 108 Local: 0	Engineering: 0 R/W: 0 Construction: 0 FFOS: 0 Payments: 0	80 0 1,000 0 0	0 0 0 0 0	0 0 0 0 0	0 0 0 0 0					
County: Various Route: Various Job No.: 0I3002G Length: 0.00 MPO: Y Fund Cat: Statewide Interstate And Major Bridge Sec Cat: Preventive Maint TIP #: 0I3002G	Job Order Contracting for concrete repair at various interstate locations in the urban Kansas City District.					AC-State: 972 State: 108 Local: 0	Engineering: 0 R/W: 0 Construction: 0 FFOS: 0 Payments: 0	80 0 1,000 0 0	0 0 0 0 0	0 0 0 0 0	0 0 0 0 0					
County: Various Route: Various Job No.: 4I2366 Length: 0.00 MPO: Y Fund Cat: Taking Care Of System Sec Cat: Routine Maintenance TIP #: 990206	Job Order Contracting for guard cable and guardrail repair at various locations in the urban Kansas City District.					AC-State: 1,930 State: 482 Local: 0	Engineering: 53 R/W: 0 Construction: 0 FFOS: 0 Payments: 0	195 0 2,217 0 0	0 0 0 0 0	0 0 0 0 0	0 0 0 0 0					

* Subject to the approval of the Transportation Improvement Plan by the governing Metropolitan Planning Organization.



2016-2020 Highway and Bridge Construction Schedule

Transportation Planning

P.O. Box 270
Jefferson City, MO 65102

Construction contingency applied to construction cost in the year the project is awarded.

Three percent project growth factor compounded annually is applied to right-of-way and construction costs in program years 2, 3, 4, and 5.

No inflation is applied to the Funding From Other Sources (FFOS) or Payments.

Engineering includes PE costs, CE costs and R/W incidentals.

Construction contingency applied to construction cost in the year the project is awarded. Three percent project growth factor compounded annually is applied to right-of-way and construction costs in program years 2, 3, 4, and 5. No inflation is applied to the Funding From Other Sources (FFOS) or Payments. Engineering includes PE costs, CE costs and R/W incidentals.													STATE FISCAL YEAR PROJECT BUDGETING					
													Prior Prog.	7/2015- 6/2016	7/2016- 6/2017	7/2017- 6/2018	7/2018- 6/2019	7/2019- 6/2020
County: Various Route: Various Job No.: 4I3011 Length: 0.00 MPO: Y Fund Cat: Taking Care Of System Sec Cat: Routine Maintenance Awd Date: 2017 Anticipated Fed Cat: S.T.P. TIP #: 990206 Future Cost: 0 Estimate Total: 2,629	Job Order Contracting for guard cable and guardrail repair at various locations in the urban Kansas City District.					Engineering:	0	10	197	0	0	0						
						R/W:	0	0	0	0	0	0						
						Construction:	0	0	2,422	0	0	0						
						FFOS:	0	0	0	0	0	0						
						Payments:	0	0	0	0	0	0						
County: Various Route: Various Job No.: 4I3019 Length: 0.00 MPO: Y Fund Cat: Taking Care Of System Sec Cat: Rehab And Reconst Awd Date: 2019 Anticipated Fed Cat: NHPP TIP #: 990207 Future Cost: 0 Estimate Total: 1,761	Job Order Contracting for bridge repairs at various locations in the urban Kansas City District.					Engineering:	0	0	0	0	122	0						
						R/W:	0	0	0	0	0	0						
						Construction:	0	0	0	0	1,639	0						
						FFOS:	0	0	0	0	0	0						
						Payments:	0	0	0	0	0	0						
County: Various Route: Various Job No.: 4I3042 Length: 0.00 MPO: Y Fund Cat: Taking Care Of System Sec Cat: Routine Maintenance Awd Date: 2018 Anticipated Fed Cat: S.T.P. TIP #: 990208 Future Cost: 0 Estimate Total: 2,866	Job Order Contracting for guard cable and guardrail repair at various locations in the urban Kansas City District.					Engineering:	0	1	1	220	0	0						
						R/W:	0	0	0	0	0	0						
						Construction:	0	0	0	2,644	0	0						
						FFOS:	0	0	0	0	0	0						
						Payments:	0	0	0	0	0	0						
County: Various Route: Various Job No.: 4I3056 Length: 0.00 MPO: Y Fund Cat: Taking Care Of System Sec Cat: Routine Maintenance Awd Date: Spring 16 Anticipated Fed Cat: State TIP #: Future Cost: 0 Estimate Total: 271	Job Order Contracting for fence repair at various primary route locations in the urban Kansas City District.					Engineering:	0	21	0	0	0	0						
						R/W:	0	0	0	0	0	0						
						Construction:	0	250	0	0	0	0						
						FFOS:	0	0	0	0	0	0						
						Payments:	0	0	0	0	0	0						
County: Various Route: Various Job No.: 4P3057 Length: 0.00 MPO: Y Fund Cat: Taking Care Of System Sec Cat: Preventive Maint Awd Date: Spring 16 Anticipated Fed Cat: NHPP TIP #: 990218 Future Cost: 0 Estimate Total: 1,620	Job Order Contracting for bridge repairs at various primary route locations in the urban Kansas City District.					Engineering:	0	120	0	0	0	0						
						R/W:	0	0	0	0	0	0						
						Construction:	0	1,500	0	0	0	0						
						FFOS:	0	0	0	0	0	0						
						Payments:	0	0	0	0	0	0						

* Subject to the approval of the Transportation Improvement Plan by the governing Metropolitan Planning Organization.



2016-2020 Highway and Bridge Construction Schedule

Construction contingency applied to construction cost in the year the project is awarded.

Three percent project growth factor compounded annually is applied to right-of-way and construction costs in program years 2, 3, 4, and 5.

No inflation is applied to the Funding From Other Sources (FFOS) or Payments.

Engineering includes PE costs, CE costs and R/W incidentals.

						STATE FISCAL YEAR PROJECT BUDGETING					
						Prior Prog.	7/2015- 6/2016	7/2016- 6/2017	7/2017- 6/2018	7/2018- 6/2019	7/2019- 6/2020
County: Various	Job Order Contracting for asphalt pavement repair at various primary route locations in the urban Kansas City District.	Engineering:	0	40	0	0	0	0	0	0	0
Route: Various		R/W:	0	0	0	0	0	0	0	0	0
Job No.: 4P3058		Construction:	0	500	0	0	0	0	0	0	0
Length: 0.00	MPO: Y	FFOS:	0	0	0	0	0	0	0	0	0
Fund Cat: Taking Care Of System	AC-State: 432 State: 108 Local: 0	Payments:	0	0	0	0	0	0	0	0	0
Sec Cat: Thin Lift Overlay	Awd Date: Spring 16 Anticipated Fed Cat: NHPP										
TIP #: 990219	Future Cost: 0 Estimate Total: 540										
County: Various	Job Order Contracting for concrete pavement repair at various primary route locations in the urban Kansas City District.	Engineering:	0	40	0	0	0	0	0	0	0
Route: Various		R/W:	0	0	0	0	0	0	0	0	0
Job No.: 4P3059		Construction:	0	500	0	0	0	0	0	0	0
Length: 0.00	MPO: Y	FFOS:	0	0	0	0	0	0	0	0	0
Fund Cat: Taking Care Of System	AC-State: 432 State: 108 Local: 0	Payments:	0	0	0	0	0	0	0	0	0
Sec Cat: Low Type Resurfacing	Awd Date: Spring 16 Anticipated Fed Cat: NHPP										
TIP #: 990220	Future Cost: 0 Estimate Total: 540										
County: Various	Job Order Contracting for asphalt pavement repair at various major route locations in the urban Kansas City District.	Engineering:	0	1	40	0	0	0	0	0	0
Route: Various		R/W:	0	0	0	0	0	0	0	0	0
Job No.: 4P3060		Construction:	0	0	515	0	0	0	0	0	0
Length: 0.00	MPO: Y	FFOS:	0	0	0	0	0	0	0	0	0
Fund Cat: Taking Care Of System	Fed: 445 State: 111 Local: 0	Payments:	0	0	0	0	0	0	0	0	0
Sec Cat: Low Type Resurfacing	Awd Date: 2017 Anticipated Fed Cat: NHPP										
TIP #: 990221	Future Cost: 0 Estimate Total: 556										
County: Various	Job Order Contracting for concrete pavement repair at various major route locations in the urban Kansas City District.	Engineering:	0	1	40	0	0	0	0	0	0
Route: Various		R/W:	0	0	0	0	0	0	0	0	0
Job No.: 4P3061		Construction:	0	0	515	0	0	0	0	0	0
Length: 0.00	MPO: Y	FFOS:	0	0	0	0	0	0	0	0	0
Fund Cat: Taking Care Of System	Fed: 445 State: 111 Local: 0	Payments:	0	0	0	0	0	0	0	0	0
Sec Cat: Low Type Resurfacing	Awd Date: 2017 Anticipated Fed Cat: NHPP										
TIP #: 990222	Future Cost: 0 Estimate Total: 556										
County: Various	Job Order Contracting for bridge repairs at various locations in the urban Kansas City District.	Engineering:	0	10	120	0	0	0	0	0	0
Route: Various		R/W:	0	0	0	0	0	0	0	0	0
Job No.: 4P3062		Construction:	0	0	1,545	0	0	0	0	0	0
Length: 0.00	MPO: Y	FFOS:	0	0	0	0	0	0	0	0	0
Fund Cat: Taking Care Of System	Fed: 1,340 State: 335 Local: 0	Payments:	0	0	0	0	0	0	0	0	0
Sec Cat: Preventive Maint	Awd Date: 2017 Anticipated Fed Cat: NHPP										
TIP #: 990223	Future Cost: 0 Estimate Total: 1,675										

* Subject to the approval of the Transportation Improvement Plan by the governing Metropolitan Planning Organization.



2016-2020 Highway and Bridge Construction Schedule

Construction contingency applied to construction cost in the year the project is awarded.

Three percent project growth factor compounded annually is applied to right-of-way and construction costs in program years 2, 3, 4, and 5.

No inflation is applied to the Funding From Other Sources (FFOS) or Payments.

Engineering includes PE costs, CE costs and R/W incidentals.

Construction contingency applied to construction cost in the year the project is awarded. Three percent project growth factor compounded annually is applied to right-of-way and construction costs in program years 2, 3, 4, and 5. No inflation is applied to the Funding From Other Sources (FFOS) or Payments. Engineering includes PE costs, CE costs and R/W incidentals.										STATE FISCAL YEAR PROJECT BUDGETING							
										Prior Prog.	7/2015- 6/2016	7/2016- 6/2017	7/2017- 6/2018	7/2018- 6/2019	7/2019- 6/2020		
County: Various	Job Order Contracting for asphalt pavement repair at various major route locations in the urban Kansas City District.									Engineering:	0	1	1	40	0	0	
Route: Various										R/W:	0	0	0	0	0	0	
Job No.: 4P3063										Construction:	0	0	0	530	0	0	
Length: 0.00	MPO: Y										FFOS:	0	0	0	0	0	0
Fund Cat: Taking Care Of System	Fed: 458 State: 114 Local: 0									Payments:	0	0	0	0	0	0	
Sec Cat: Low Type Resurfacing	Awd Date: 2018	Anticipated Fed Cat: NHPP															
TIP #: 990224	Future Cost: 0 Estimate Total: 572																
County: Various	Job Order Contracting for concrete pavement repair at various major route locations in the urban Kansas City District.									Engineering:	0	2	2	40	0	0	
Route: Various										R/W:	0	0	0	0	0	0	
Job No.: 4P3064										Construction:	0	0	0	530	0	0	
Length: 0.00	MPO: Y										FFOS:	0	0	0	0	0	0
Fund Cat: Taking Care Of System	Fed: 460 State: 114 Local: 0									Payments:	0	0	0	0	0	0	
Sec Cat: Low Type Resurfacing	Awd Date: 2018	Anticipated Fed Cat: NHPP															
TIP #: 990225	Future Cost: 0 Estimate Total: 574																
County: Various	Job Order Contracting for bridge repairs at various locations in the urban Kansas City District.									Engineering:	0	10	10	120	0	0	
Route: Various										R/W:	0	0	0	0	0	0	
Job No.: 4P3065										Construction:	0	0	0	1,591	0	0	
Length: 0.00	MPO: Y										FFOS:	0	0	0	0	0	0
Fund Cat: Taking Care Of System	Fed: 1,385 State: 346 Local: 0									Payments:	0	0	0	0	0	0	
Sec Cat: Preventive Maint	Awd Date: 2018	Anticipated Fed Cat: NHPP															
TIP #: 990226	Future Cost: 0 Estimate Total: 1,731																
County: Various	Job Order Contracting for fence repair at various primary system locations in the urban Kansas City District.									Engineering:	0	2	21	0	0	0	
Route: Various										R/W:	0	0	0	0	0	0	
Job No.: 4P3117										Construction:	0	0	263	0	0	0	
Length: 0.00	MPO: Y										FFOS:	0	0	0	0	0	0
Fund Cat: Taking Care Of System	Fed: 0 State: 286 Local: 0									Payments:	0	0	0	0	0	0	
Sec Cat: Routine Maintenance	Awd Date: Summer 16	Anticipated Fed Cat: State															
TIP #: 990226	Future Cost: 0 Estimate Total: 286																
County: Various	Job Order Contracting for fence repair at various primary route locations in the urban Kansas City District.									Engineering:	0	2	2	21	0	0	
Route: Various										R/W:	0	0	0	0	0	0	
Job No.: 4P3118										Construction:	0	0	0	271	0	0	
Length: 0.00	MPO: Y										FFOS:	0	0	0	0	0	0
Fund Cat: Taking Care Of System	Fed: 0 State: 296 Local: 0									Payments:	0	0	0	0	0	0	
Sec Cat: Routine Maintenance	Awd Date: 2018	Anticipated Fed Cat: State															
TIP #: 990226	Future Cost: 0 Estimate Total: 296																

* Subject to the approval of the Transportation Improvement Plan by the governing Metropolitan Planning Organization.



2016-2020 Highway and Bridge Construction Schedule

Transportation Planning

P.O. Box 270
Jefferson City, MO 65102

Construction contingency applied to construction cost in the year the project is awarded.
Three percent project growth factor compounded annually is applied to right-of-way and construction costs in program years 2, 3, 4, and 5.
No inflation is applied to the Funding From Other Sources (FFOS) or Payments.
Engineering includes PE costs, CE costs and R/W incidentals.

STATE FISCAL YEAR PROJECT BUDGETING						
	Prior Prog.	7/2015- 6/2016	7/2016- 6/2017	7/2017- 6/2018	7/2018- 6/2019	7/2019- 6/2020
FFOS:	1,217	5,497	28,576	0	0	0
Total R/W:	1,267	643	850	0	0	0
Total Construction:	0	42,878	83,878	38,162	1,639	1,837
Paybacks:	0	0	0	0	0	0
Sub-Total:	1,267	43,521	84,728	38,162	1,639	1,837
Total Engineering:	3,322	7,056	10,373	3,377	123	126
Grand Total:	4,589	50,577	95,101	41,539	1,762	1,963

	2016	2017	2018	2019	2020
State	7,532	9,779	5,832	177	392
AC-State	15,100	0	0	1,584	0
Local	548	10,051	0	0	0
Sub-total State	23,180	19,830	5,832	1,761	392
Federal					
Sub-total Federal	27,397	75,271	35,707	1	1,571
Grand Total	50,577	95,101	41,539	1,762	1,963

Project Count: 65

* Subject to the approval of the Transportation Improvement Plan by the governing Metropolitan Planning Organization.

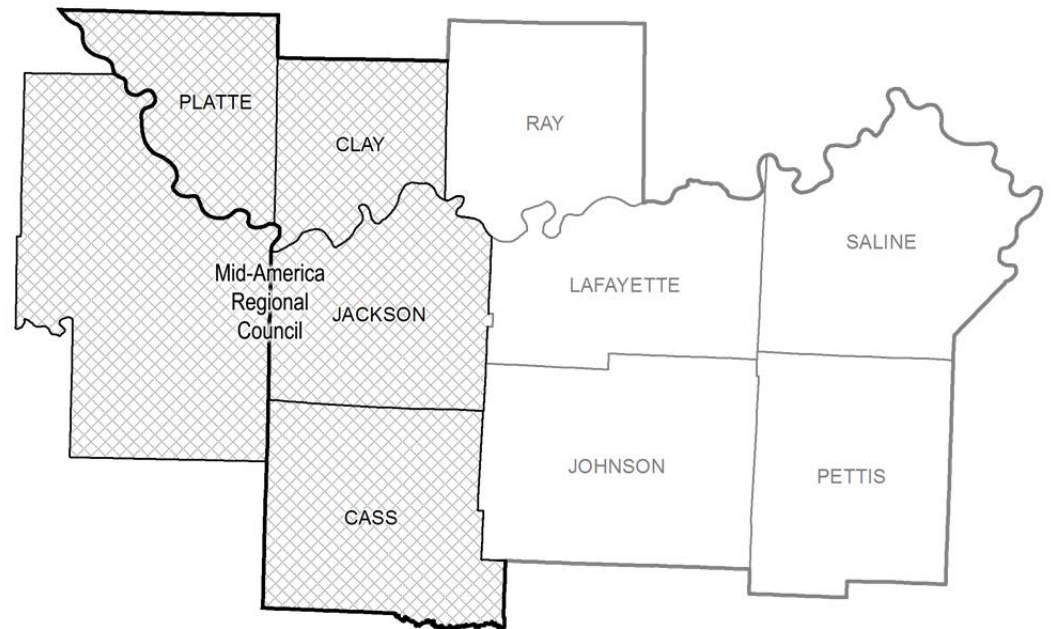
Jun-10-2015

Section 4 - 1

District Kansas City

TMA

Dollars in Thousands



MoDOT's Kansas City District

TMA: Mid-America Regional Council

PAYMENT PROJECTS

(Note: The following MoDOT projects are located inside the Kansas City Metropolitan Planning area boundary.)



2016-2020 Highway and Bridge Construction Schedule

Construction contingency applied to construction cost in the year the project is awarded.

Three percent project growth factor compounded annually is applied to right-of-way and construction costs in program years 2, 3, 4, and 5.

No inflation is applied to the Funding From Other Sources (FFOS) or Payments.

Engineering includes PE costs, CE costs and R/W incidentals.

Construction contingency applied to construction cost in the year the project is awarded. Three percent project growth factor compounded annually is applied to right-of-way and construction costs in program years 2, 3, 4, and 5. No inflation is applied to the Funding From Other Sources (FFOS) or Payments. Engineering includes PE costs, CE costs and R/W incidentals.												STATE FISCAL YEAR PROJECT BUDGETING					
												Prior Prog.	7/2015- 6/2016	7/2016- 6/2017	7/2017- 6/2018	7/2018- 6/2019	7/2019- 6/2020
County: Cass Route: RT C Job No.: 4P3095E Length: 0.41 MPO: Y Fund Cat: Major Projects & Emerging Needs Sec Cat: Systems Operations Awd Date: N/A Anticipated Fed Cat: State TIP #: Future Cost: 0 Estimate Total: 70	Payment to Peculiar for sidewalk improvements from west Broadway Street to I-49. To be let by Peculiar (WA 14-001).					Engineering: 0 R/W: 0 Construction: 0 FFOS: 0 Payments: 0	0	0	0	0	0						
County: Jackson Route: IS 670 Job No.: 4P2316 Length: 0.08 MPO: Y Fund Cat: Taking Care Of System Sec Cat: Rehab And Reconst Awd Date: N/A Anticipated Fed Cat: State TIP #: 690407 Future Cost: 0 Estimate Total: 7,503	Payback to Kansas City in SFY 2019 for the replacement of Wyandotte and Central bridges. Project involves bridges A1121 and BH002.					Engineering: 3 R/W: 0 Construction: 0 FFOS: 0 Payments: 0	0	0	0	0	0						
County: Various Route: Various Job No.: 4I3010 Length: 0.00 MPO: Y Fund Cat: Major Projects & Emerging Needs Sec Cat: Systems Operations Awd Date: N/A Anticipated Fed Cat: S.T.P. TIP #: 990228 Future Cost: 0 Estimate Total: 1,635	Motorist Assist operations and staff in the urban Kansas City District. These funds will be transferred to the district operations budget.					Engineering: 0 R/W: 0 Construction: 0 FFOS: 0 Payments: 0	0	0	0	0	0						
County: Various Route: Various Job No.: 4I3043 Length: 0.00 MPO: Y Fund Cat: Safety Sec Cat: Urban Safety Awd Date: N/A Anticipated Fed Cat: Safety TIP #: 990230 Future Cost: 0 Estimate Total: 162	On-call work zone enforcement at various locations in the urban Kansas City District.					Engineering: 0 R/W: 0 Construction: 0 FFOS: 0 Payments: 0	0	0	0	0	0						
County: Various Route: Various Job No.: 4I3044 Length: 0.00 MPO: Y Fund Cat: Safety Sec Cat: Urban Safety Awd Date: N/A Anticipated Fed Cat: Safety TIP #: 990231 Future Cost: 0 Estimate Total: 162	On-call work zone enforcement at various locations in the urban Kansas City District.					Engineering: 0 R/W: 0 Construction: 0 FFOS: 0 Payments: 0	0	0	0	0	0						

* Subject to the approval of the Transportation Improvement Plan by the governing Metropolitan Planning Organization.



2016-2020 Highway and Bridge Construction Schedule

Transportation Planning

P.O. Box 270
Jefferson City, MO 65102

Construction contingency applied to construction cost in the year the project is awarded.

Three percent project growth factor compounded annually is applied to right-of-way and construction costs in program years 2, 3, 4, and 5.

No inflation is applied to the Funding From Other Sources (FFOS) or Payments.

Engineering includes PE costs, CE costs and R/W incidentals.

Construction contingency applied to construction cost in the year the project is awarded. Three percent project growth factor compounded annually is applied to right-of-way and construction costs in program years 2, 3, 4, and 5. No inflation is applied to the Funding From Other Sources (FFOS) or Payments. Engineering includes PE costs, CE costs and R/W incidentals.											STATE FISCAL YEAR PROJECT BUDGETING					
											Prior Prog.	7/2015- 6/2016	7/2016- 6/2017	7/2017- 6/2018	7/2018- 6/2019	7/2019- 6/2020
County: Various Route: Various Job No.: 4I3045 Length: 0.00 MPO: Y Fund Cat: Safety Sec Cat: Urban Safety TIP #: 990232	On-call work zone enforcement at various locations in the urban Kansas City District. Fed: 146 State: 16 Local: 0 Awd Date: N/A Anticipated Fed Cat: Safety Future Cost: 0 Estimate Total: 162					Engineering:	0	0	0	0	0					
						R/W:	0	0	0	0	0					
						Construction:	0	0	0	0	0					
						FFOS:	0	0	0	0	0					
						Payments:	0	0	0	162	0					
County: Various Route: Various Job No.: 4Q2350 Length: 0.00 MPO: Y Fund Cat: Major Projects & Emerging Needs Sec Cat: Systems Operations TIP #: 990234	Motorist Assist operations and staff in the urban Kansas City District. These funds will be transferred to the district operations budget. Fed: 1,308 State: 327 Local: 0 Awd Date: N/A Anticipated Fed Cat: S.T.P. Future Cost: 0 Estimate Total: 1,635					Engineering:	0	0	0	0	0					
						R/W:	0	0	0	0	0					
						Construction:	0	0	0	0	0					
						FFOS:	0	0	0	0	0					
						Payments:	0	1,635	0	0	0					
County: Various Route: Various Job No.: 4Q2351 Length: 0.00 MPO: Y Fund Cat: Major Projects & Emerging Needs Sec Cat: Systems Operations TIP #: 990178	ITS operations, staffing and equipment for the KC Scout Intelligent Transportation System at the Transportation Management Center (TMC) building. \$1.935 million transferring to MoDOT's operations budget. \$1.705 million from KDOT. Fed: 2,400 State: 0 Local: 1,705 Awd Date: N/A Anticipated Fed Cat: S.T.P. Future Cost: 0 Estimate Total: 4,105					Engineering:	0	0	0	0	0					
						R/W:	0	0	0	0	0					
						Construction:	0	0	0	0	0					
						FFOS:	0	1,705	0	0	0					
						Payments:	0	4,105	0	0	0					
County: Various Route: Various Job No.: 4Q3000 Length: 0.00 MPO: Y Fund Cat: Major Projects & Emerging Needs Sec Cat: Systems Operations TIP #: 990192	ITS operations, staffing and equipment for the KC Scout Intelligent Transportation System at the Transportation Management Center (TMC) building. \$1.935 million transferring to MoDOT's operations budget. \$1.705 million from KDOT. Fed: 2,400 State: 0 Local: 1,705 Awd Date: N/A Anticipated Fed Cat: S.T.P. Future Cost: 0 Estimate Total: 4,105					Engineering:	0	0	0	0	0					
						R/W:	0	0	0	0	0					
						Construction:	0	0	0	0	0					
						FFOS:	0	0	1,705	0	0					
						Payments:	0	0	4,105	0	0					
County: Various Route: Various Job No.: 4Q3040 Length: 0.00 MPO: Y Fund Cat: Major Projects & Emerging Needs Sec Cat: Systems Operations TIP #: 990235	ITS operations, staffing and equipment for the KC Scout Intelligent Transportation System at the Transportation Management Center (TMC) building. \$1.935 million transferring to MoDOT's operations budget. \$1.705 million from KDOT. Fed: 2,400 State: 0 Local: 1,705 Awd Date: N/A Anticipated Fed Cat: S.T.P. Future Cost: 0 Estimate Total: 4,105					Engineering:	0	0	0	0	0					
						R/W:	0	0	0	0	0					
						Construction:	0	0	0	0	0					
						FFOS:	0	0	0	1,705	0					
						Payments:	0	0	0	4,105	0					

* Subject to the approval of the Transportation Improvement Plan by the governing Metropolitan Planning Organization.



2016-2020 Highway and Bridge Construction Schedule

Transportation Planning

P.O. Box 270
Jefferson City, MO 65102

Construction contingency applied to construction cost in the year the project is awarded.

Three percent project growth factor compounded annually is applied to right-of-way and construction costs in program years 2, 3, 4, and 5.

No inflation is applied to the Funding From Other Sources (FFOS) or Payments.

Engineering includes PE costs, CE costs and R/W incidentals.

						STATE FISCAL YEAR PROJECT BUDGETING					
						Prior Prog.	7/2015- 6/2016	7/2016- 6/2017	7/2017- 6/2018	7/2018- 6/2019	7/2019- 6/2020
County: Various	Motorist Assist operations and staff in the urban Kansas City District. These funds will be transferred to the district operations budget.					Engineering:	0	0	0	0	0
Route: Various						R/W:	0	0	0	0	0
Job No.: 4Q3041						Construction:	0	0	0	0	0
Length: 0.00	MPO: Y					FFOS:	0	0	0	0	0
Fund Cat: Major Projects & Emerging Needs		Fed: 1,308	State: 327	Local: 0		Payments:	0	0	0	1,635	0
Sec Cat: Systems Operations	Awd Date: N/A	Anticipated Fed Cat: S.T.P.									
TIP #: 990236	Future Cost: 0	Estimate Total: 1,635									
County: Various	Payback beginning in SFY 2008 for Safe and Sound bridges for urban Kansas City District.					Engineering:	0	0	0	0	0
Route: Various						R/W:	61	0	0	0	0
Job No.: 5B0800S						Construction:	0	0	0	0	0
Length: 0.00	MPO: Y					FFOS:	61	0	0	0	0
Fund Cat: Taking Care Of System		Fed: 0	State: 18,795	Local: 0		Payments:	18,983	3,759	3,759	3,759	3,759
Sec Cat: Rehab And Reconst	Awd Date: N/A	Anticipated Fed Cat: State									
TIP #: 990107	Future Cost: 25,001 - 50,000	Estimate Total: 37,839									

* Subject to the approval of the Transportation Improvement Plan by the governing Metropolitan Planning Organization.

Jun-10-2015

Section 4 - 3

District Kansas City

TMA

Dollars in Thousands



2016-2020 Highway and Bridge Construction Schedule

Transportation Planning

P.O. Box 270
Jefferson City, MO 65102

Construction contingency applied to construction cost in the year the project is awarded.
Three percent project growth factor compounded annually is applied to right-of-way and construction costs in program years 2, 3, 4, and 5.
No inflation is applied to the Funding From Other Sources (FFOS) or Payments.
Engineering includes PE costs, CE costs and R/W incidentals.

STATE FISCAL YEAR PROJECT BUDGETING						
	Prior Prog.	7/2015- 6/2016	7/2016- 6/2017	7/2017- 6/2018	7/2018- 6/2019	7/2019- 6/2020
FFOS:	61	1,705	1,705	1,705	0	0
Total R/W:	61	0	0	0	0	0
Total Construction:	0	0	0	0	0	0
Paybacks:	18,983	9,731	9,661	9,661	11,259	3,759
Sub-Total:	19,044	9,731	9,661	9,661	11,259	3,759
Total Engineering:	3	0	0	0	0	0
Grand Total:	19,047	9,731	9,661	9,661	11,259	3,759

	2016	2017	2018	2019	2020
State	4,172	4,102	4,102	11,259	3,759
AC-State	0	0	0	0	0
Local	1,705	1,705	1,705	0	0
Sub-total State	5,877	5,807	5,807	11,259	3,759

Federal					
Sub-total Federal	3,854	3,854	3,854	0	0
Grand Total	9,731	9,661	9,661	11,259	3,759

Project Count: 12

* Subject to the approval of the Transportation Improvement Plan by the governing Metropolitan Planning Organization.

Jun-10-2015

Section 4 - 1

District Kansas City

TMA

Dollars in Thousands



2016-2020 Highway and Bridge Construction Schedule

Transportation Planning

P.O. Box 270
Jefferson City, MO 65102

Construction contingency applied to construction cost in the year the project is awarded.
Three percent project growth factor compounded annually is applied to right-of-way and construction costs in program years 2, 3, 4, and 5.
No inflation is applied to the Funding From Other Sources (FFOS) or Payments.
Engineering includes PE costs, CE costs and R/W incidentals.

Kansas City TMA Total

STATE FISCAL YEAR PROJECT BUDGETING						
	Prior Prog.	7/2015- 6/2016	7/2016- 6/2017	7/2017- 6/2018	7/2018- 6/2019	7/2019- 6/2020
FFOS:	1,278	7,202	30,281	1,705	0	0
Total R/W:	1,328	643	850	0	0	0
Total Construction:	0	42,878	83,878	38,162	1,639	1,837
Paybacks:	18,983	9,731	9,661	9,661	11,259	3,759
Sub-Total:	20,311	53,252	94,389	47,823	12,898	5,596
Total Engineering:	3,325	7,056	10,373	3,377	123	126
Grand Total:	23,636	60,308	104,762	51,200	13,021	5,722

	2016	2017	2018	2019	2020
State	11,704	13,881	9,934	11,436	4,151
AC-State	15,100	0	0	1,584	0
Local	2,253	11,756	1,705	0	0
Sub-total State	29,057	25,637	11,639	13,020	4,151

Federal					
Sub-total Federal	31,251	79,125	39,561	1	1,571
Grand Total	60,308	104,762	51,200	13,021	5,722

Project Count: 77

* Subject to the approval of the Transportation Improvement Plan by the governing Metropolitan Planning Organization.

Jun-10-2015

Section 4 - 1

District Kansas City

TMA

Dollars in Thousands

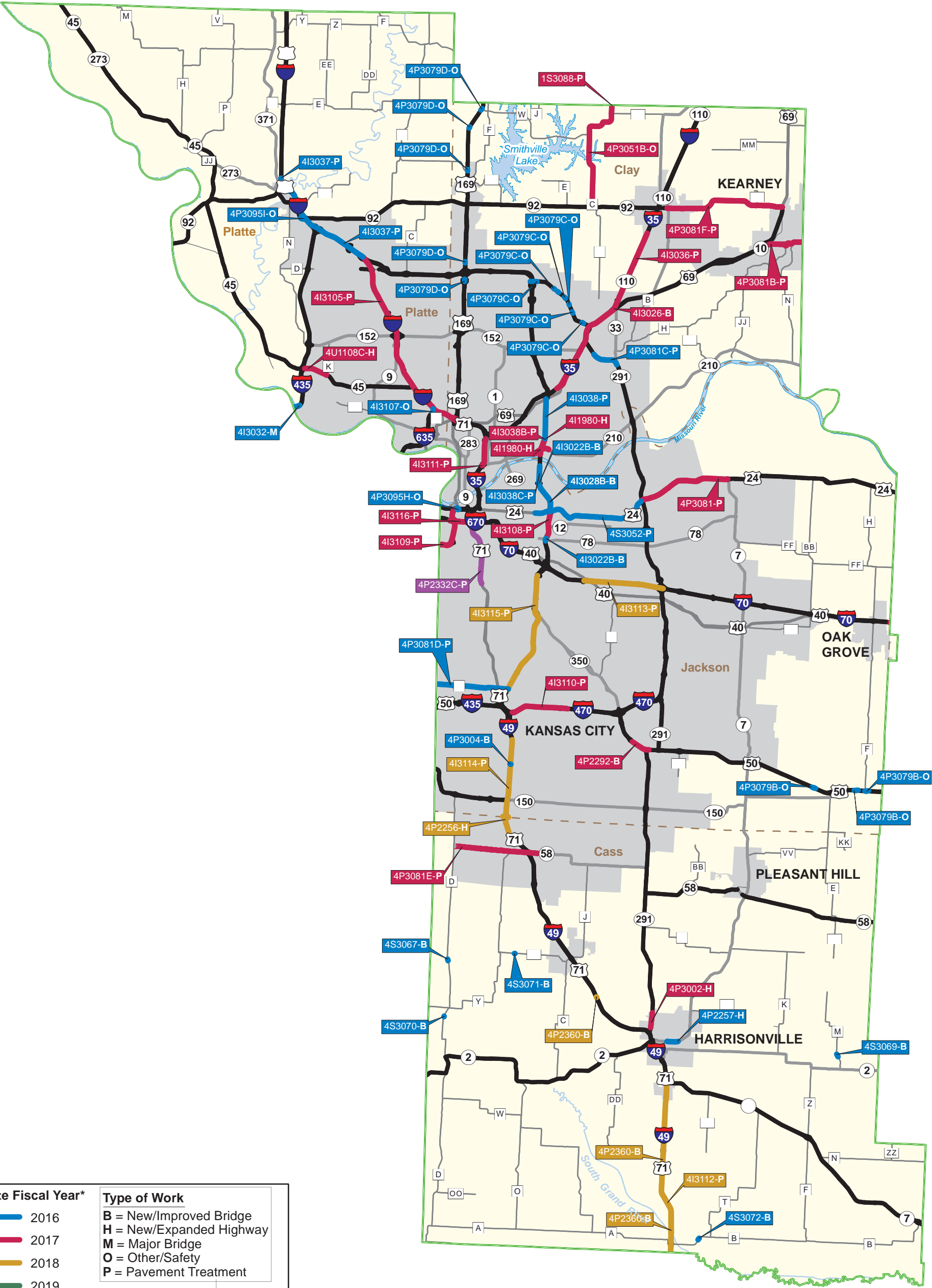
District Program Summary
Kansas City (Urban)
(Dollars in Millions)

Amounts include construction and right of way, excludes engineering.

State Fiscal Year	2016	2017	2018	2019	2020
Statewide Interstate And Major Bridge - Available					
Statewide Interstate And Major Bridge - FFOS	0.00	0.00	0.00	0.00	0.00
Statewide Interstate And Major Bridge - Fund Transfers	25.65	17.18	12.02	0.00	0.00
Statewide Interstate And Major Bridge - Carryover	-50.74	0.00	0.00	0.00	0.00
Award and Completed Project Adjustments	0.00	0.00	0.00	0.00	0.00
Statewide Interstate And Major Bridge - Total Available	-25.09	17.18	12.02	0.00	0.00
Statewide Interstate And Major Bridge - Programmed	8.05	22.61	16.61	0.00	0.00
Safety - Available	3.20	2.96	2.92	2.88	2.90
Safety - FFOS	0.09	1.49	0.00	0.00	0.00
Safety - Fund Transfers	0.00	-0.65	0.00	0.00	0.00
Safety - Carryover	-0.02	0.00	0.00	0.00	0.00
Award and Completed Project Adjustments	0.57	0.63	0.54	0.29	0.00
Safety - Total Available	3.84	4.43	3.46	3.17	2.90
Safety - Programmed	2.67	1.95	0.16	0.00	0.00
Taking Care Of System - Available	36.65	32.26	32.19	31.77	32.00
Taking Care Of System - FFOS	2.24	0.14	0.00	0.00	0.00
Taking Care Of System - Fund Transfers	16.23	4.57	0.00	0.00	0.00
Taking Care Of System - Carryover	-23.17	0.00	0.00	0.00	0.00
Award and Completed Project Adjustments	-0.16	-1.41	0.58	0.04	0.00
Taking Care Of System - Total Available	31.79	35.56	32.77	31.81	32.00
Taking Care Of System - Programmed	32.25	21.81	17.46	12.90	5.59
Major Projects & Emerging Needs - Available	15.49				
Major Projects & Emerging Needs - FFOS	7.87	29.50	2.55	0.85	0.00
Major Projects & Emerging Needs - Fund Transfers	2.76	0.00	0.00	0.00	0.00
Major Projects & Emerging Needs - Carryover	-31.68	0.00	0.00	0.00	0.00
Award and Completed Project Adjustments	3.53	1.23	0.49	-0.70	0.00
Major Projects & Emerging Needs - Total Available	-2.03	30.73	3.04	0.15	0.00
Major Projects & Emerging Needs - Programmed	10.28	48.02	13.59	0.00	0.00
Statewide Major Projects & Emerging Needs - Available					
Statewide Major Projects & Emerging Needs - FFOS	0.00	0.00	0.00	0.00	0.00
Statewide Major Projects & Emerging Needs - Fund Transfers	0.00	0.00	0.00	0.00	0.00
Statewide Major Projects & Emerging Needs - Carryover	0.00	0.00	0.00	0.00	0.00
Award and Completed Project Adjustments	0.00	0.00	0.00	0.00	0.00
Statewide Major Projects & Emerging Needs - Total Available	0.00	0.00	0.00	0.00	0.00
Statewide Major Projects & Emerging Needs - Programmed	0.00	0.00	0.00	0.00	0.00
Statewide Amendment 3 - Available					
Statewide Amendment 3 - FFOS	0.00	0.00	0.00	0.00	0.00
Statewide Amendment 3 - Fund Transfers	0.00	0.00	0.00	0.00	0.00
Statewide Amendment 3 - Carryover	6.20	0.00	0.00	0.00	0.00
Award and Completed Project Adjustments	0.00	0.00	0.00	0.00	0.00
Statewide Amendment 3 - Total Available	6.20	0.00	0.00	0.00	0.00
Statewide Amendment 3 - Programmed	0.00	0.00	0.00	0.00	0.00
Total Categorized Funding Available by SFY	14.71	87.90	51.29	35.13	34.90
Total Flexible Funds Available	36.00	-2.61	1.16	0.47	1.72
Adjustments	3.94	0.45	1.61	-0.37	0.00
Carryovers	-99.41				
Total Available by SFY	50.71	85.29	52.45	35.60	36.62
Total Programmed by SFY	53.25	94.39	47.82	12.90	5.59

*Note: Three percent inflation compounded annually applied to program years 2017 - 2020
Two percent construction contingency applied to construction.*

Statewide Transportation
Improvement Program
2016-2020
Kansas City District Mid-America Regional Council
Highway and Bridge Construction Projects



State Fiscal Year*

2016

2017

2018

2019

2020

Type of Work

B = New/Improved Bridge

H = New/Expanded Highway

M = Major Bridge

O = Other/Safety

P = Pavement Treatment

Label Key

Job No.-Type of Work

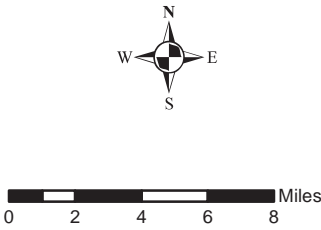
Urban Areas

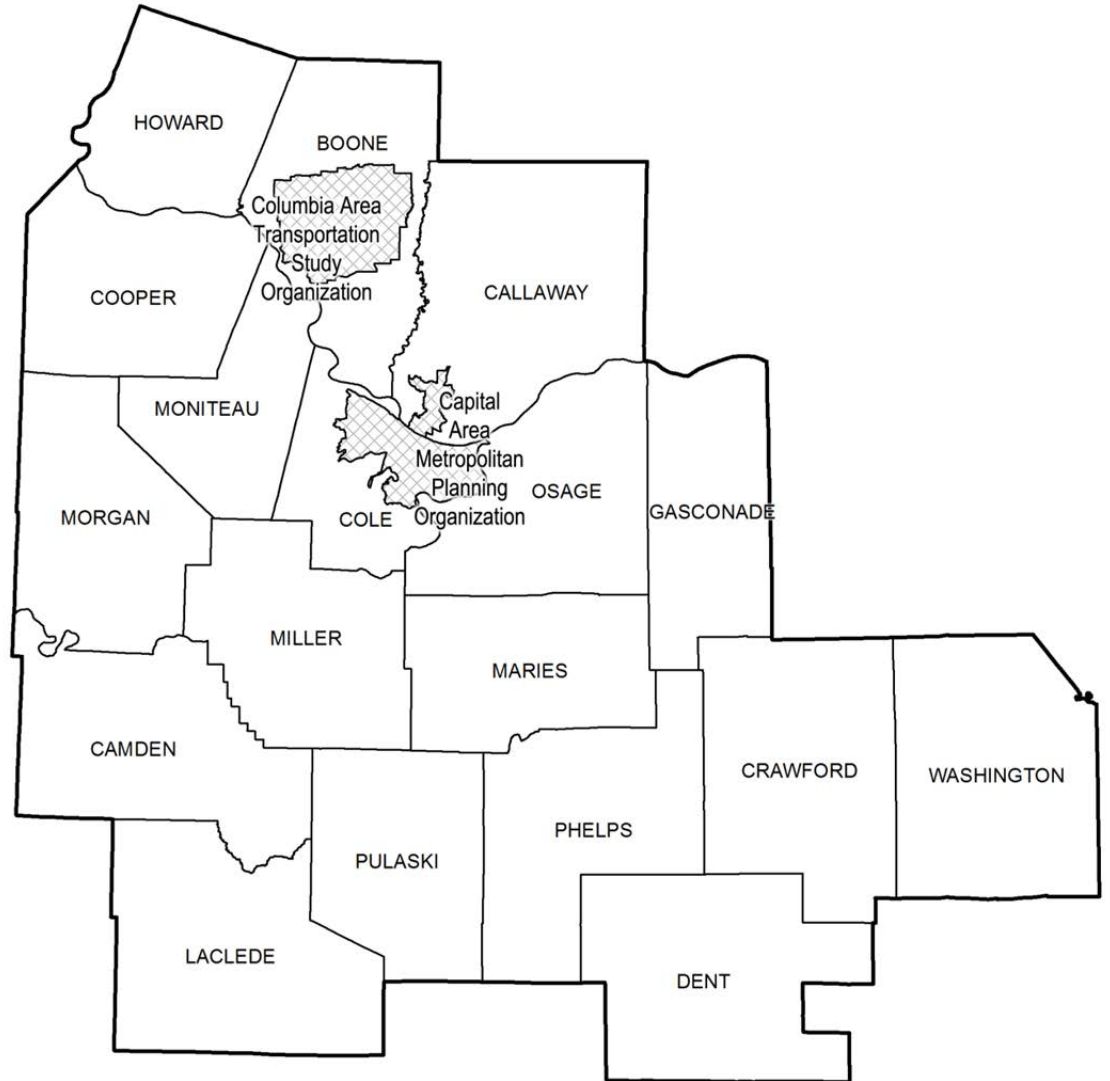
Missouri Primary Roads

Mid-America Regional Council

* July 1 - June 30

Note: Some projects overlap. The state fiscal year displayed in these instances will follow the order shown in the legend. Label tag color corresponds to respective state fiscal year.





MoDOT's Central District

PROJECT DESCRIPTION KEY

2016-2020 Highway and Bridge Construction Schedule

Construction contingency applied to construction cost in the year the project is awarded.

Three percent project growth factor compounded annually is applied to right-of-way and construction in program years 2, 3, 4, and 5.

No inflation is applied to the Funding From Other Sources (FFOS) or Payments.

Engineering includes PE costs, CE costs, and R/W incidentals.

STATE FISCAL YEAR PROJECT BUDGETING					
Prior Prog.	7/2015 6/2016	7/2016 6/2017	7/2017 6/2018	7/2018 6/2019	7/2019 6/2020
Engineering:	99	9	0	0	0
R/W:	0	0	99	0	0
Construction:	0	0	0	999	0
FFOS:	0	0	0	99	0
Payments:	0	99	0	0	0

County: _____
 Route: _____
 Job No.: _____
 Length: _____
 Fund Cat: _____
 Sec Cat: _____
 TIP# _____

MPO: _____ Fed: _____ State: _____ Local: _____
 Federal Oversight

Award Date _____ Anticipated Fed Cat: _____
 Future Cost: _____ Estimate Total: _____

Anticipated Federal Funding Category**

Estimated cost range beyond 2020.

Date project is to be awarded to begin construction (Season and calendar year for 2015 & 2016. SFY only beyond 2016).

Metropolitan Planning Organization (Y/N).

Project description and location.

County location of project.

Route location of project.

Project number used to track project

Total Length in 1/100 miles.

Primary Funding Category.*

Secondary Funding Category.

Transportation Improvement Plan

Projects with full oversight by the Federal Highway Administration.

Total project cost estimate.

Federal, Advanced CN-State, State and Local share of project costs.

Dollars programmed in previous STIPs.

Dollars funded from other sources.

Dollars for construction, utilities and contingency.

Dollars for right-of-way (land acquisition).

Dollars to be paid back for accelerating the project or payments to others.

Dollars for engineering that include preliminary engineering, construction engineering and right-of-way incidentals.

*Primary funding category:

Take Care of System
 Statewide Interstate & Major Bridge
 Safety
 Major Projects & Emerging Needs
 Amendment 3

Note: Freight plan projects are eligible for a greater percentage of federal funding.

**Federal funding category:

CMAQ - Congestion Mitigation and Air Quality
 * usually 80% Federal & 20% State funds
Earmark - usually 80% Federal & 20% State funds
NHPP - National Highway Performance Program
 * usually 80% Federal & 20% State funds
 * sometimes 90% Federal & 10% State funds
Safety - usually 90% Federal & 10% State funds
State - No federal funds, state only funded
STP - Surface Transportation Program
 * usually 80% Federal & 20% State funds

(All Costs in Thousands)



2016-2020 Highway and Bridge Construction Schedule

Transportation Planning

P.O. Box 270
Jefferson City, MO 65102

Construction contingency applied to construction cost in the year the project is awarded.

Three percent project growth factor compounded annually is applied to right-of-way and construction costs in program years 2, 3, 4, and 5.

No inflation is applied to the Funding From Other Sources (FFOS) or Payments.

Engineering includes PE costs, CE costs and R/W incidentals.

						STATE FISCAL YEAR PROJECT BUDGETING					
						Prior Prog.	7/2015-6/2016	7/2016-6/2017	7/2017-6/2018	7/2018-6/2019	7/2019-6/2020
County: Boone	Pavement improvements from Rte. WW to Rte. 763. Project includes portions of Rtes. AC, WW, 63 Connector, PP and 763.	Engineering:	22	409	0	0	0	0	0	0	0
Route: US 63		R/W:	0	0	0	0	0	0	0	0	0
Job No.: 5P3010B		Construction:	0	5,425	0	0	0	0	0	0	0
Length: 10.27	MPO: Y	FFOS:	0	0	0	0	0	0	0	0	0
Fund Cat: Taking Care Of System	AC-State: 4,668 State: 1,166 Local: 0	Payments:	0	0	0	0	0	0	0	0	0
Sec Cat: Thin Lift Overlay	Awd Date: Winter 16 Anticipated Fed Cat: NHPP										
TIP #: 2015-1	Future Cost: 0 Estimate Total: 5,856										
County: Boone	Bridge improvements over Gans Creek. \$131,000 Boone County (BRO) soft match credit and \$523,000 Boone County off-system bridge (BRO) funds. Project involves bridge G0739.	Engineering:	28	146	0	0	0	0	0	0	0
Route: OR 63		R/W:	0	10	0	0	0	0	0	0	0
Job No.: 5S3089		Construction:	0	654	0	0	0	0	0	0	0
Length: 0.05	MPO: Y	FFOS:	0	654	0	0	0	0	0	0	0
Fund Cat: Taking Care Of System	Fed: 647 State: 163 Local: 0	Payments:	0	0	0	0	0	0	0	0	0
Sec Cat: Rehab And Reconst	Awd Date: Winter 16 Anticipated Fed Cat: NHPP										
TIP #: 2015-2	Future Cost: 0 Estimate Total: 838										
County: Boone	Bridge improvements over Bonne Femme Creek. Project involves bridge G0740.	Engineering:	31	146	0	0	0	0	0	0	0
Route: OR 63		R/W:	0	10	0	0	0	0	0	0	0
Job No.: 5S3090		Construction:	0	661	0	0	0	0	0	0	0
Length: 0.06	MPO: Y	FFOS:	0	0	0	0	0	0	0	0	0
Fund Cat: Taking Care Of System	Fed: 654 State: 163 Local: 0	Payments:	0	0	0	0	0	0	0	0	0
Sec Cat: Rehab And Reconst	Awd Date: Winter 16 Anticipated Fed Cat: NHPP										
TIP #: 2015-3	Future Cost: 0 Estimate Total: 848										
County: Boone	Pavement improvements on eastbound and westbound lanes from the Lake of the Woods interchange in Columbia to the bridge over Cedar Creek.	Engineering:	103	172	0	0	0	0	0	0	0
Route: IS 70		R/W:	0	0	0	0	0	0	0	0	0
Job No.: 5I2176		Construction:	0	2,267	0	0	0	0	0	0	0
Length: 5.72	MPO: Y	FFOS:	0	0	0	0	0	0	0	0	0
Fund Cat: Statewide Interstate And Major Bridge	Fed: 2,194 State: 245 Local: 0	Payments:	0	0	0	0	0	0	0	0	0
Sec Cat: Rehab And Reconst	Awd Date: Fall 15 Anticipated Fed Cat: NHPP										
TIP #: 2010-22	Future Cost: 0 Estimate Total: 2,542										
County: Boone	Pavement improvements on the eastbound and westbound lanes from the Missouri River to near the St. Charles Road interchange in Columbia.	Engineering:	50	20	452	0	0	0	0	0	0
Route: IS 70		R/W:	0	0	0	0	0	0	0	0	0
Job No.: 5I3001		Construction:	0	0	6,432	0	0	0	0	0	0
Length: 16.00	MPO: Y	FFOS:	0	0	0	0	0	0	0	0	0
Fund Cat: Statewide Interstate And Major Bridge	Fed: 6,214 State: 690 Local: 0	Payments:	0	0	0	0	0	0	0	0	0
Sec Cat: Preventive Maint	Awd Date: Fall 16 Anticipated Fed Cat: NHPP Federal Oversight										
TIP #: 2015-5	Future Cost: 0 Estimate Total: 6,954										

* Subject to the approval of the Transportation Improvement Plan by the governing Metropolitan Planning Organization.



2016-2020 Highway and Bridge Construction Schedule

Transportation Planning

P.O. Box 270
Jefferson City, MO 65102

Construction contingency applied to construction cost in the year the project is awarded.

Three percent project growth factor compounded annually is applied to right-of-way and construction costs in program years 2, 3, 4, and 5.

No inflation is applied to the Funding From Other Sources (FFOS) or Payments.

Engineering includes PE costs, CE costs and R/W incidentals.

						STATE FISCAL YEAR PROJECT BUDGETING					
						Prior Prog.	7/2015-6/2016	7/2016-6/2017	7/2017-6/2018	7/2018-6/2019	7/2019-6/2020
County: Boone	Bridge painting from 0.1 mile north of Perche Creek to 0.5 mile north of the Columbia city limits. Project involves bridges A0557 over Perche Creek and A0558 over Rocky Fork Creek.	Engineering:	2	34	0	0	0	0	0	0	0
Route: RT E		R/W:	0	0	0	0	0	0	0	0	0
Job No.: SS2182B		Construction:	0	262	0	0	0	0	0	0	0
Length: 0.47	MPO: Y	FFOS:	0	0	0	0	0	0	0	0	0
Fund Cat: Taking Care Of System	Fed: 237 State: 59 Local: 0	Payments:	0	0	0	0	0	0	0	0	0
Sec Cat: Preventive Maint	Awd Date: Fall 15 Anticipated Fed Cat: NHPP										
TIP #: Future Cost: 0 Estimate Total: 298											
County: Boone	Payment to Columbia for pavement improvements from 0.1 mile east of the Rte. 63 Connector to 0.2 mile west of Ballenger Lane. City to let as 32-08-13.	Engineering:	0	0	0	0	0	0	0	0	0
Route: RT PP		R/W:	0	0	0	0	0	0	0	0	0
Job No.: SP3010F		Construction:	0	366	0	0	0	0	0	0	0
Length: 1.02	MPO: Y	FFOS:	0	0	0	0	0	0	0	0	0
Fund Cat: Taking Care Of System	Fed: 0 State: 366 Local: 0	Payments:	0	0	0	0	0	0	0	0	0
Sec Cat: Thin Lift Overlay	Awd Date: Let by Others Anticipated Fed Cat: State										
TIP #: Future Cost: 0 Estimate Total: 366											
County: Callaway	Bridge maintenance in the westbound lanes over the Missouri River in Jefferson City. Project involves bridge L0550.	Engineering:	85	877	0	0	0	0	0	0	0
Route: US 54		R/W:	0	0	0	0	0	0	0	0	0
Job No.: SP2189		Construction:	0	8,524	0	0	0	0	0	0	0
Length: 0.59	MPO: Y	FFOS:	0	0	0	0	0	0	0	0	0
Fund Cat: Statewide Interstate And Major Bridge	Fed: 7,521 State: 1,880 Local: 0	Payments:	0	0	0	0	0	0	0	0	0
Sec Cat: Rehab And Reconst	Awd Date: Fall 15 Anticipated Fed Cat: NHPP Federal Oversight										
TIP #: 2013-24 Future Cost: 0 Estimate Total: 9,486											
County: Callaway	Scour mitigation at the Missouri River in Jefferson City. Project involves bridge L0550.	Engineering:	30	167	0	0	0	0	0	0	0
Route: US 54		R/W:	0	0	0	0	0	0	0	0	0
Job No.: SP2189B		Construction:	0	2,000	0	0	0	0	0	0	0
Length: 0.07	MPO: Y	FFOS:	0	0	0	0	0	0	0	0	0
Fund Cat: Statewide Interstate And Major Bridge	Fed: 1,734 State: 433 Local: 0	Payments:	0	0	0	0	0	0	0	0	0
Sec Cat: Rehab And Reconst	Awd Date: Summer 15 Anticipated Fed Cat: NHPP										
TIP #: 2013-23 Future Cost: 0 Estimate Total: 2,197											
County: Callaway	Pavement improvements on the eastbound lanes near Kingdom City from Bus. 54 north junction to east of County Road 147.	Engineering:	25	128	0	0	0	0	0	0	0
Route: US 54		R/W:	0	0	0	0	0	0	0	0	0
Job No.: SP3011		Construction:	0	1,691	0	0	0	0	0	0	0
Length: 6.20	MPO: N	FFOS:	0	0	0	0	0	0	0	0	0
Fund Cat: Taking Care Of System	Fed: 1,456 State: 363 Local: 0	Payments:	0	0	0	0	0	0	0	0	0
Sec Cat: Thin Lift Overlay	Awd Date: Fall 15 Anticipated Fed Cat: NHPP										
TIP #: Future Cost: 0 Estimate Total: 1,844											

* Subject to the approval of the Transportation Improvement Plan by the governing Metropolitan Planning Organization.

Jun-10-2015

Section 4 - 2

District Central

Dollars in Thousands



2016-2020 Highway and Bridge Construction Schedule

Construction contingency applied to construction cost in the year the project is awarded.

Three percent project growth factor compounded annually is applied to right-of-way and construction costs in program years 2, 3, 4, and 5.

No inflation is applied to the Funding From Other Sources (FFOS) or Payments.

Engineering includes PE costs, CE costs and R/W incidentals.

						STATE FISCAL YEAR PROJECT BUDGETING					
						Prior Prog.	7/2015- 6/2016	7/2016- 6/2017	7/2017- 6/2018	7/2018- 6/2019	7/2019- 6/2020
County:	Callaway	Pavement improvements on the westbound lanes near Kingdom City from west of County Road 147 to north of Bus. 54. \$120,400 Accelerated Innovative Deployment (AID) and \$12,000 AID credit for testing.				Engineering:	20	184	0	0	0
Route:	US 54					R/W:	0	0	0	0	0
Job No.:	5P3012					Construction:	0	2,438	0	0	0
Length:	6.12	MPO:	N			FFOS:	0	132	0	0	0
Fund Cat:	Taking Care Of System	Fed:	2,098	State:	524	Local:	0				
Sec Cat:	Thin Lift Overlay	Awd Date:	Fall 15	Anticipated Fed Cat:	NHPP	Payments:	0	0	0	0	0
TIP #:		Future Cost:	0	Estimate Total:	2,642						
County:	Callaway	Pavement improvements in the eastbound and westbound lanes from near Rte. 94 at Jefferson City to Bus. 54 north junction at Fulton.				Engineering:	49	749	0	0	0
Route:	US 54					R/W:	0	0	0	0	0
Job No.:	5P3074B					Construction:	0	9,928	0	0	0
Length:	24.57	MPO:	Y			FFOS:	0	0	0	0	0
Fund Cat:	Taking Care Of System	Fed:	8,541	State:	2,136	Local:	0				
Sec Cat:	Thin Lift Overlay	Awd Date:	Fall 15	Anticipated Fed Cat:	NHPP	Payments:	0	0	0	0	0
TIP #:	2015-05	Future Cost:	0	Estimate Total:	10,726						
County:	Callaway	Bridge improvements on the southbound lanes over the Katy Trail, 3 miles north of Rte. 54. Project involves bridge G0976.				Engineering:	0	138	0	0	0
Route:	US 63					R/W:	0	0	0	0	0
Job No.:	5L3075C					Construction:	0	1,063	0	0	0
Length:	0.10	MPO:	N			FFOS:	0	0	0	0	0
Fund Cat:	Taking Care Of System	Fed:	960	State:	241	Local:	0				
Sec Cat:	Low Type Resurfacing	Awd Date:	Spring 16	Anticipated Fed Cat:	NHPP	Payments:	0	0	0	0	0
TIP #:		Future Cost:	0	Estimate Total:	1,201						
County:	Callaway	Pavement improvements on the eastbound and westbound lanes from east of Rte. 54 to Montgomery County.				Engineering:	0	362	0	0	0
Route:	IS 70					R/W:	0	0	0	0	0
Job No.:	5I3001B					Construction:	0	4,799	0	0	0
Length:	16.62	MPO:	N			FFOS:	0	0	0	0	0
Fund Cat:	Statewide Interstate And Major Bridge	Fed:	4,645	State:	516	Local:	0				
Sec Cat:	Preventive Maint	Awd Date:	Fall 15	Anticipated Fed Cat:	NHPP	Payments:	0	0	0	0	0
TIP #:		Future Cost:	0	Estimate Total:	5,161						
County:	Callaway	Pavement improvements on eastbound and westbound lanes from the bridge over Cedar Creek to east of Rte. 54				Engineering:	0	5	5	5	71
Route:	IS 70					R/W:	0	0	0	0	0
Job No.:	5I3137					Construction:	0	0	0	0	6,734
Length:	11.50	MPO:	N			FFOS:	0	0	0	0	0
Fund Cat:	Taking Care Of System	AC-State:	6,459	State:	719	Local:	0				
Sec Cat:	Preventive Maint	Awd Date:	2020	Anticipated Fed Cat:	NHPP	Payments:	0	0	0	0	0
TIP #:		Future Cost:	0	Estimate Total:	7,178						

* Subject to the approval of the Transportation Improvement Plan by the governing Metropolitan Planning Organization.



2016-2020 Highway and Bridge Construction Schedule

Transportation Planning

P.O. Box 270
Jefferson City, MO 65102

Construction contingency applied to construction cost in the year the project is awarded.

Three percent project growth factor compounded annually is applied to right-of-way and construction costs in program years 2, 3, 4, and 5.

No inflation is applied to the Funding From Other Sources (FFOS) or Payments.

Engineering includes PE costs, CE costs and R/W incidentals.

Construction contingency applied to construction cost in the year the project is awarded. Three percent project growth factor compounded annually is applied to right-of-way and construction costs in program years 2, 3, 4, and 5. No inflation is applied to the Funding From Other Sources (FFOS) or Payments. Engineering includes PE costs, CE costs and R/W incidentals.							STATE FISCAL YEAR PROJECT BUDGETING					
							Prior Prog.	7/2015- 6/2016	7/2016- 6/2017	7/2017- 6/2018	7/2018- 6/2019	7/2019- 6/2020
County: Callaway Route: MO 94 Job No.: 5S3049 Length: 33.81 MPO: Y Fund Cat: Taking Care Of System Sec Cat: Thin Lift Overlay TIP #: 2013-22	Pavement and shoulder improvements from east of Rte. 54 in Callaway County to 0.2 mile east of Bluffton Road in Montgomery County.						Engineering: 29	523	0	0	0	0
							R/W: 5	0	0	0	0	0
							Construction: 0	4,702	0	0	0	0
							FFOS: 0	0	0	0	0	0
							Payments: 0	0	0	0	0	0
County: Camden Route: US 54 Job No.: 5P3010D Length: 7.32 MPO: N Fund Cat: Taking Care Of System Sec Cat: Thin Lift Overlay TIP #: 2013-22	Pavement improvements on the eastbound and westbound lanes from Bus. 5 in Camdenton to east of Rte. Y.						Engineering: 20	202	0	0	0	
							R/W: 0	0	0	0	0	0
							Construction: 0	3,207	0	0	0	0
							FFOS: 0	0	0	0	0	0
							Payments: 0	0	0	0	0	0
County: Camden Route: RT A Job No.: 5S2200B Length: 0.09 MPO: N Fund Cat: Taking Care Of System Sec Cat: Preventive Maint TIP #: 2013-22	Bridge painting at Boer Creek, 3.5 miles west of Richland. Project involves bridge A2096.						Engineering: 2	5	0	0	0	
							R/W: 0	0	0	0	0	0
							Construction: 0	50	0	0	0	0
							FFOS: 0	0	0	0	0	0
							Payments: 0	0	0	0	0	0
County: Cole Route: US 50 Job No.: 5P3007 Length: 2.47 MPO: Y Fund Cat: Taking Care Of System Sec Cat: Thin Lift Overlay TIP #: 2013-03	Pavement improvements on the eastbound and westbound lanes from east of Truman Boulevard to west of Dix Road in Jefferson City.						Engineering: 13	72	0	0	0	
							R/W: 0	0	0	0	0	0
							Construction: 0	1,144	0	0	0	0
							FFOS: 0	0	0	0	0	0
							Payments: 0	0	0	0	0	0
County: Cole Route: US 50 Job No.: 5P3014 Length: 3.96 MPO: Y Fund Cat: Taking Care Of System Sec Cat: Preventive Maint TIP #: 2013-04	Pavement improvements from west of Dix Road to east of Clark Avenue in Jefferson City.						Engineering: 14	101	0	0	0	
							R/W: 0	0	0	0	0	0
							Construction: 0	1,342	0	0	0	0
							FFOS: 0	0	0	0	0	0
							Payments: 0	0	0	0	0	0

* Subject to the approval of the Transportation Improvement Plan by the governing Metropolitan Planning Organization.

Jun-10-2015

Section 4 - 4

District Central

Dollars in Thousands



2016-2020 Highway and Bridge Construction Schedule

Construction contingency applied to construction cost in the year the project is awarded.

Three percent project growth factor compounded annually is applied to right-of-way and construction costs in program years 2, 3, 4, and 5.

No inflation is applied to the Funding From Other Sources (FFOS) or Payments.

Engineering includes PE costs, CE costs and R/W incidentals.

Construction contingency applied to construction cost in the year the project is awarded. Three percent project growth factor compounded annually is applied to right-of-way and construction costs in program years 2, 3, 4, and 5. No inflation is applied to the Funding From Other Sources (FFOS) or Payments. Engineering includes PE costs, CE costs and R/W incidentals.											STATE FISCAL YEAR PROJECT BUDGETING							
											Prior Prog.	7/2015- 6/2016	7/2016- 6/2017	7/2017- 6/2018	7/2018- 6/2019	7/2019- 6/2020		
County: Cole	Pavement improvements from Stoneridge Parkway to near Rte. 50 in Jefferson City.										Engineering:	8	65	0	0	0	0	
Route: BU 50											R/W:	0	0	0	0	0	0	
Job No.: 5S3005											Construction:	0	859	0	0	0	0	
Length: 2.44	MPO: Y											FFOS:	0	0	0	0	0	
Fund Cat: Taking Care Of System	AC-State: 739 State: 185 Local: 0										Payments:	0	0	0	0	0		
Sec Cat: Thin Lift Overlay	Awd Date: Fall 15	Anticipated Fed Cat: NHPP																
TIP #: 2013-06	Future Cost: 0 Estimate Total: 932																	
County: Cole	ADA improvements from Stoneridge Parkway to near Rte. 50 in Jefferson City.										Engineering:	40	174	0	0	0	0	
Route: BU 50											R/W:	0	169	0	0	0	0	
Job No.: 5S3005B											Construction:	0	712	0	0	0	0	
Length: 2.40	MPO: Y											FFOS:	0	0	0	0	0	
Fund Cat: Taking Care Of System	AC-State: 844 State: 211 Local: 0										Payments:	0	0	0	0	0		
Sec Cat: N- Ada Trans	Awd Date: Spring 16	Anticipated Fed Cat: S.T.P.																
TIP #: 2013-20	Future Cost: 0 Estimate Total: 1,095																	
County: Cole	Bridge improvements at Dix Road over Rte. 50 in Jefferson City. Project involves bridge A1187.										Engineering:	19	3	5	5	68	0	
Route: CST DIX RD											R/W:	0	0	0	0	0	0	
Job No.: 5P3015											Construction:	0	0	0	0	1,004	0	
Length: 0.06	MPO: Y											FFOS:	0	0	0	0	0	0
Fund Cat: Taking Care Of System	Fed: 867 State: 218 Local: 0										Payments:	0	0	0	0	0	0	
Sec Cat: Rehab And Reconst	Awd Date: 2019	Anticipated Fed Cat: NHPP <div>Federal Oversight</div>																
TIP #: 2013-05	Future Cost: 0 Estimate Total: 1,104																	
County: Cooper	Pavement improvements in Cooper County from Rte. 87 south intersection to I-70, and in Howard County, from Rte. 5 north intersection to Missouri River Bridge at Booneville.										Engineering:	0	45	0	0	0	0	
Route: US 40											R/W:	0	0	0	0	0	0	
Job No.: 5L1600E											Construction:	0	885	0	0	0	0	
Length: 4.15	MPO: N											FFOS:	0	0	0	0	0	0
Fund Cat: Taking Care Of System	AC-State: 744 State: 186 Local: 0										Payments:	0	0	0	0	0	0	
Sec Cat: Low Type Resurfacing	Awd Date: Winter 16	Anticipated Fed Cat: NHPP																
TIP #: 2013-05	Future Cost: 0 Estimate Total: 930																	
County: Cooper	Job Order Contracting for pavement repair in Cooper, Boone and Callaway Counties.										Engineering:	0	5	0	0	0	0	
Route: IS 70											R/W:	0	0	0	0	0	0	
Job No.: 0I3002I											Construction:	0	250	0	0	0	0	
Length: 78.03	MPO: Y											FFOS:	0	0	0	0	0	0
Fund Cat: Statewide Interstate And Major Bridge	AC-State: 229 State: 26 Local: 0										Payments:	0	0	0	0	0	0	
Sec Cat: Preventive Maint	Awd Date: Spring 16	Anticipated Fed Cat: NHPP																
TIP #: 2013-05	Future Cost: 0 Estimate Total: 255																	

* Subject to the approval of the Transportation Improvement Plan by the governing Metropolitan Planning Organization.



2016-2020 Highway and Bridge Construction Schedule

Construction contingency applied to construction cost in the year the project is awarded.

Three percent project growth factor compounded annually is applied to right-of-way and construction costs in program years 2, 3, 4, and 5.

No inflation is applied to the Funding From Other Sources (FFOS) or Payments.

Engineering includes PE costs, CE costs and R/W incidentals.

						STATE FISCAL YEAR PROJECT BUDGETING					
						Prior Prog.	7/2015- 6/2016	7/2016- 6/2017	7/2017- 6/2018	7/2018- 6/2019	7/2019- 6/2020
County: Cooper	Pavement improvements on the westbound lanes from east of Rte. 87 to east of Rte. B in Boonville.					Engineering:	40	63	0	0	0
Route: IS 70						R/W:	0	0	0	0	0
Job No.: 513026						Construction:	0	834	0	0	0
Length: 2.88	MPO: N					FFOS:	0	0	0	0	0
Fund Cat: Statewide Interstate And Major Bridge	AC-State: 807 State: 90 Local: 0					Payments:	0	0	0	0	0
Sec Cat: Preventive Maint	Awd Date: Winter 16 Anticipated Fed Cat: NHPP										
TIP #: 	Future Cost: 0 Estimate Total: 937										
County: Cooper	Bridge improvements on the eastbound and westbound lanes over the Lamine River. Project involves bridge A0201.					Engineering:	0	317	0	0	0
Route: IS 70						R/W:	0	0	0	0	0
Job No.: 513132						Construction:	0	2,452	0	0	0
Length: 0.20	MPO: N					FFOS:	0	0	0	0	0
Fund Cat: Taking Care Of System	AC-State: 2,492 State: 277 Local: 0					Payments:	0	0	0	0	0
Sec Cat: Rehab And Reconst	Awd Date: Spring 16 Anticipated Fed Cat: NHPP										
TIP #: 	Future Cost: 0 Estimate Total: 2,769										
County: Cooper	Bridge improvements over Long Branch, 0.4 mile north of Rte. BB, in Otterville. Project involves bridge G0731.					Engineering:	61	125	0	0	0
Route: RT A						R/W:	1	0	0	0	0
Job No.: 5S2201						Construction:	0	569	0	0	0
Length: 0.10	MPO: N					FFOS:	0	0	0	0	0
Fund Cat: Taking Care Of System	Fed: 555 State: 139 Local: 0					Payments:	0	0	0	0	0
Sec Cat: Rehab And Reconst	Awd Date: Fall 15 Anticipated Fed Cat: NHPP										
TIP #: 	Future Cost: 0 Estimate Total: 756										
County: Cooper	Bridge improvements over Smiley Creek 4 miles north of Tipton. Project involves bridge A2488.					Engineering:	52	159	0	0	0
Route: RT AA						R/W:	1	0	0	0	0
Job No.: 5S2224						Construction:	0	704	0	0	0
Length: 0.05	MPO: N					FFOS:	0	0	0	0	0
Fund Cat: Taking Care Of System	Fed: 690 State: 173 Local: 0					Payments:	0	0	0	0	0
Sec Cat: Rehab And Reconst	Awd Date: Fall 15 Anticipated Fed Cat: NHPP										
TIP #: 	Future Cost: 0 Estimate Total: 916										
County: Cooper	ADA improvements on various primary routes in Howard and Cooper Counties. \$188,000 Statewide Transportation Enhancement funds.					Engineering:	8	25	0	0	0
Route: Various						R/W:	0	50	0	0	0
Job No.: 5S3008C						Construction:	0	175	0	0	0
Length: 0.00	MPO: N					FFOS:	40	140	0	0	0
Fund Cat: Taking Care Of System	Fed: 200 State: 50 Local: 0					Payments:	0	0	0	0	0
Sec Cat: N- Ada Trans	Awd Date: Spring 16 Anticipated Fed Cat: S.T.P.										
TIP #: 	Future Cost: 0 Estimate Total: 258										

* Subject to the approval of the Transportation Improvement Plan by the governing Metropolitan Planning Organization.



2016-2020 Highway and Bridge Construction Schedule

Construction contingency applied to construction cost in the year the project is awarded.

Three percent project growth factor compounded annually is applied to right-of-way and construction costs in program years 2, 3, 4, and 5.

No inflation is applied to the Funding From Other Sources (FFOS) or Payments.

Engineering includes PE costs, CE costs and R/W incidentals.

						STATE FISCAL YEAR PROJECT BUDGETING					
						Prior Prog.	7/2015- 6/2016	7/2016- 6/2017	7/2017- 6/2018	7/2018- 6/2019	7/2019- 6/2020
County: Cooper	Bridge improvements over Heaths Creek, 1.9 miles south of I-70. Project involves bridge					Engineering:	22	60	0	0	0
Route: RT Z	N0047.					R/W:	1	0	0	0	0
Job No.: 5S3052						Construction:	0	461	0	0	0
Length: 0.08	MPO: N					FFOS:	0	0	0	0	0
Fund Cat: Taking Care Of System	Fed: 417 State: 104 Local: 0					Payments:	0	0	0	0	0
Sec Cat: Rehab And Reconst	Awd Date: Winter 16 Anticipated Fed Cat: NHPP										
TIP #:	Future Cost: 0 Estimate Total: 544										
County: Cooper	Bridge painting over Heaths Creek, 1.9 miles south of I-70. Project involves bridge N0047.					Engineering:	0	2	13	0	0
Route: RT Z						R/W:	0	0	0	0	0
Job No.: 5S3052B						Construction:	0	0	126	0	0
Length: 0.04	MPO: N					FFOS:	0	0	0	0	0
Fund Cat: Taking Care Of System	Fed: 113 State: 28 Local: 0					Payments:	0	0	0	0	0
Sec Cat: Preventive Maint	Awd Date: 2017 Anticipated Fed Cat: NHPP										
TIP #:	Future Cost: 0 Estimate Total: 141										
County: Crawford	Pavement improvements on the eastbound lane from 3.5 miles east of the					Engineering:	0	150	0	0	0
Route: IS 44	Phelps/Crawford County line to 0.5 mile west of Rte. H.					R/W:	0	0	0	0	0
Job No.: 5L1600B						Construction:	0	584	0	0	0
Length: 9.17	MPO: N					FFOS:	0	0	0	0	0
Fund Cat: Taking Care Of System	Fed: 660 State: 74 Local: 0					Payments:	0	0	0	0	0
Sec Cat: Low Type Resurfacing	Awd Date: Fall 15 Anticipated Fed Cat: NHPP										
TIP #:	Future Cost: 0 Estimate Total: 734										
County: Crawford	Pavement improvements on eastbound lanes from east of Rte. C in Bourbon to Franklin					Engineering:	20	79	0	0	0
Route: IS 44	County line in Sullivan.					R/W:	0	0	0	0	0
Job No.: 9I2229						Construction:	0	1,258	0	0	0
Length: 5.15	MPO: N					FFOS:	0	0	0	0	0
Fund Cat: Statewide Interstate And Major Bridge	AC-State: 1,203 State: 134 Local: 0					Payments:	0	0	0	0	0
Sec Cat: Preventive Maint	Awd Date: Fall 15 Anticipated Fed Cat: NHPP										
TIP #:	Future Cost: 0 Estimate Total: 1,357										
County: Crawford	Pavement improvements from 0.2 mile east of Rte. 19 south junction at Steelville to Rte.					Engineering:	0	28	279	0	0
Route: MO 8	AA in Washington County.					R/W:	0	0	0	0	0
Job No.: 5P3133						Construction:	0	0	3,583	0	0
Length: 25.62	MPO: N					FFOS:	0	0	0	0	0
Fund Cat: Taking Care Of System	Fed: 3,111 State: 779 Local: 0					Payments:	0	0	0	0	0
Sec Cat: Thin Lift Overlay	Awd Date: Fall 16 Anticipated Fed Cat: NHPP										
TIP #:	Future Cost: 0 Estimate Total: 3,890										

* Subject to the approval of the Transportation Improvement Plan by the governing Metropolitan Planning Organization.



2016-2020 Highway and Bridge Construction Schedule

Transportation Planning

P.O. Box 270
Jefferson City, MO 65102

Construction contingency applied to construction cost in the year the project is awarded.

Three percent project growth factor compounded annually is applied to right-of-way and construction costs in program years 2, 3, 4, and 5.

No inflation is applied to the Funding From Other Sources (FFOS) or Payments.

Engineering includes PE costs, CE costs and R/W incidentals.

						STATE FISCAL YEAR PROJECT BUDGETING					
						Prior Prog.	7/2015- 6/2016	7/2016- 6/2017	7/2017- 6/2018	7/2018- 6/2019	7/2019- 6/2020
County: Crawford	Pavement improvements from 1 mile east of the Meramec River to 0.2 mile east of Rte. 19 south junction at Steelville. Includes pavement improvements on Rte. 19 at Steelville from Rte. 8 to near Mill Springs Drive.					Engineering:	0	6	39	0	0
Route: MO 8						R/W:	0	0	0	0	0
Job No.: 5P3135						Construction:	0	0	684	0	0
Length: 9.93	MPO: N					FFOS:	0	0	0	0	0
Fund Cat: Taking Care Of System					Fed: 584 State: 145 Local: 0	Payments:	0	0	0	0	0
Sec Cat: Thin Lift Overlay	Awd Date: Fall 16	Anticipated Fed Cat: NHPP									
TIP #:	Future Cost: 0				Estimate Total: 729						
County: Dent	ADA improvements in Salem from north of 11th Street to south of 10th Street. \$76,000 Statewide Transportation Enhancement funds.					Engineering:	8	22	0	0	0
Route: MO 19						R/W:	0	20	0	0	0
Job No.: 5S3008B						Construction:	0	75	0	0	0
Length: 0.08	MPO: N					FFOS:	0	76	0	0	0
Fund Cat: Major Projects & Emerging Needs					Fed: 93 State: 24 Local: 0	Payments:	0	0	0	0	0
Sec Cat: Regional	Awd Date: Fall 15	Anticipated Fed Cat: S.T.P.									
TIP #:	Future Cost: 0				Estimate Total: 125						
County: Gasconade	Pavement and signal improvements from Rte. 28 (Lincoln Avenue) in Owensville to Rte. CC in Crawford County. Includes improvements on Rte. 28 from near First Street to near Krausetown Road in Owensville.					Engineering:	0	63	0	0	0
Route: MO 19						R/W:	0	0	0	0	0
Job No.: 5L1600D						Construction:	0	1,019	0	0	0
Length: 10.78	MPO: N					FFOS:	0	0	0	0	0
Fund Cat: Taking Care Of System					AC-State: 865 State: 217 Local: 0	Payments:	0	0	0	0	0
Sec Cat: Low Type Resurfacing	Awd Date: Winter 16	Anticipated Fed Cat: S.T.P.									
TIP #:	Future Cost: 0				Estimate Total: 1,082						
County: Gasconade	Bridge improvements over Crider Creek, 1.6 miles south of Rte. Y. Project involves bridge X0984.					Engineering:	17	200	0	0	0
Route: RT A						R/W:	0	2	0	0	0
Job No.: 5S3048						Construction:	0	694	0	0	0
Length: 0.09	MPO: N					FFOS:	0	0	0	0	0
Fund Cat: Taking Care Of System					Fed: 717 State: 179 Local: 0	Payments:	0	0	0	0	0
Sec Cat: Rehab And Reconst	Awd Date: Fall 15	Anticipated Fed Cat: NHPP									
TIP #:	Future Cost: 0				Estimate Total: 913						
County: Gasconade	Bridge improvements over Third Creek, 6.8 miles south of Rte. 50. Project involves bridge R0407.					Engineering:	15	10	47	0	0
Route: RT P						R/W:	0	0	0	0	0
Job No.: 5S3047						Construction:	0	0	391	0	0
Length: 0.06	MPO: N					FFOS:	0	0	0	0	0
Fund Cat: Taking Care Of System					Fed: 358 State: 90 Local: 0	Payments:	0	0	0	0	0
Sec Cat: Rehab And Reconst	Awd Date: Summer 16	Anticipated Fed Cat: NHPP									
TIP #:	Future Cost: 0				Estimate Total: 463						

* Subject to the approval of the Transportation Improvement Plan by the governing Metropolitan Planning Organization.



2016-2020 Highway and Bridge Construction Schedule

Transportation Planning

P.O. Box 270
Jefferson City, MO 65102

Construction contingency applied to construction cost in the year the project is awarded.

Three percent project growth factor compounded annually is applied to right-of-way and construction costs in program years 2, 3, 4, and 5.

No inflation is applied to the Funding From Other Sources (FFOS) or Payments.

Engineering includes PE costs, CE costs and R/W incidentals.

Construction contingency applied to construction cost in the year the project is awarded. Three percent project growth factor compounded annually is applied to right-of-way and construction costs in program years 2, 3, 4, and 5. No inflation is applied to the Funding From Other Sources (FFOS) or Payments. Engineering includes PE costs, CE costs and R/W incidentals.							STATE FISCAL YEAR PROJECT BUDGETING						
							Prior Prog.	7/2015- 6/2016	7/2016- 6/2017	7/2017- 6/2018	7/2018- 6/2019	7/2019- 6/2020	
County: Howard	Bridge painting over Moniteau Creek 0.1 mile north of Rte. CC near Fayette. Project involves bridge X0469.						Engineering:	1	11	0	0	0	0
Route: RT A							R/W:	0	0	0	0	0	0
Job No.: 2S2206B							Construction:	0	72	0	0	0	0
Length: 0.11	MPO: N						FFOS:	0	0	0	0	0	0
Fund Cat: Taking Care Of System	Fed: 67 State: 16 Local: 0						Payments:	0	0	0	0	0	0
Sec Cat: Preventive Maint	Awd Date: Fall 15 Anticipated Fed Cat: NHPP												
TIP #:	Future Cost: 0 Estimate Total: 84												
County: Laclede	Job Order Contracting for asphalt pavement repair in Laclede, Pulaski, Phelps and Crawford Counties.						Engineering:	0	27	0	0	0	0
Route: IS 44							R/W:	0	0	0	0	0	0
Job No.: 0I3002Q							Construction:	0	350	0	0	0	0
Length: 111.12	MPO: N						FFOS:	0	0	0	0	0	0
Fund Cat: Statewide Interstate And Major Bridge	AC-State: 339 State: 38 Local: 0						Payments:	0	0	0	0	0	0
Sec Cat: Preventive Maint	Awd Date: Spring 16 Anticipated Fed Cat: NHPP												
TIP #:	Future Cost: 0 Estimate Total: 377												
County: Laclede	Job Order Contracting for concrete pavement repair in Laclede, Pulaski, Phelps and Crawford Counties.						Engineering:	0	16	0	0	0	0
Route: IS 44							R/W:	0	0	0	0	0	0
Job No.: 0I3002R							Construction:	0	150	0	0	0	0
Length: 112.01	MPO: N						FFOS:	0	0	0	0	0	0
Fund Cat: Statewide Interstate And Major Bridge	AC-State: 150 State: 16 Local: 0						Payments:	0	0	0	0	0	0
Sec Cat: Preventive Maint	Awd Date: Spring 16 Anticipated Fed Cat: NHPP												
TIP #:	Future Cost: 0 Estimate Total: 166												
County: Laclede	Pavement improvements in the eastbound and westbound lanes from 0.6 mile west of Rte. F to 0.6 mile west of Rte. 133.						Engineering:	6	56	0	0	0	0
Route: IS 44							R/W:	0	0	0	0	0	0
Job No.: 5I3004							Construction:	0	693	0	0	0	0
Length: 10.54	MPO: N						FFOS:	0	0	0	0	0	0
Fund Cat: Statewide Interstate And Major Bridge	Fed: 674 State: 75 Local: 0						Payments:	0	0	0	0	0	0
Sec Cat: Preventive Maint	Awd Date: Fall 15 Anticipated Fed Cat: NHPP												
TIP #:	Future Cost: 0 Estimate Total: 755												
County: Laclede	Payment to the City of Lebanon for ADA improvements from Rte. 64 to 6th Street. Includes ADA improvements on Rte. 64 from Bennett Street to Rte. 5. \$256,000 Statewide Transportation Enhancement funds. City to let as STP-3800(805).						Engineering:	181	0	0	0	0	0
Route: MO 5							R/W:	404	0	0	0	0	0
Job No.: 5P3069							Construction:	0	97	0	0	0	0
Length: 0.20	MPO: N						FFOS:	178	78	0	0	0	0
Fund Cat: Taking Care Of System	Fed: 78 State: 19 Local: 0						Payments:	0	0	0	0	0	0
Sec Cat: N- Ada Trans	Awd Date: Let by Others Anticipated Fed Cat: S.T.P.												
TIP #:	Future Cost: 0 Estimate Total: 682												

* Subject to the approval of the Transportation Improvement Plan by the governing Metropolitan Planning Organization.

Jun-10-2015

Section 4 - 9

District Central

Dollars in Thousands



2016-2020 Highway and Bridge Construction Schedule

Transportation Planning

P.O. Box 270
Jefferson City, MO 65102

Construction contingency applied to construction cost in the year the project is awarded.

Three percent project growth factor compounded annually is applied to right-of-way and construction costs in program years 2, 3, 4, and 5.

No inflation is applied to the Funding From Other Sources (FFOS) or Payments.

Engineering includes PE costs, CE costs and R/W incidentals.

Construction contingency applied to construction cost in the year the project is awarded. Three percent project growth factor compounded annually is applied to right-of-way and construction costs in program years 2, 3, 4, and 5. No inflation is applied to the Funding From Other Sources (FFOS) or Payments. Engineering includes PE costs, CE costs and R/W incidentals.							STATE FISCAL YEAR PROJECT BUDGETING					
							Prior Prog.	7/2015- 6/2016	7/2016- 6/2017	7/2017- 6/2018	7/2018- 6/2019	7/2019- 6/2020
County: Laclede Route: MO 5 Job No.: 5P3069B Length: 0.00 MPO: N Fund Cat: Taking Care Of System Sec Cat: N- Ada Trans Awd Date: Let by Others TIP #: 	Payment to the City of Lebanon for ADA improvements from 6th Street to Vance Road. \$518,000 Statewide Transportation Enhancement funds and \$7,000 District Enhancement funds. City to let as STP-3800(806). AC-State: 420 State: 105 Local: 0 Anticipated Fed Cat: S.T.P. Future Cost: 0 Estimate Total: 525					Engineering: 0 R/W: 0 Construction: 0 FFOS: 0 Payments: 0	0 0 525 525 0	0 0 0 0 0	0 0 0 0 0	0 0 0 0 0		
County: Maries Route: MO 28 Job No.: 5L1600C Length: 31.60 MPO: N Fund Cat: Taking Care Of System Sec Cat: Low Type Resurfacing Awd Date: Winter 16 TIP #: 	Pavement improvements from Rte. 63 in Maries County to 0.2 mile west of Rte. 50 in Gasconade County. AC-State: 551 State: 138 Local: 0 Anticipated Fed Cat: S.T.P. Future Cost: 0 Estimate Total: 689					Engineering: 0 R/W: 0 Construction: 0 FFOS: 0 Payments: 0	44 0 645 0 0	0 0 0 0 0	0 0 0 0 0	0 0 0 0 0		
County: Miller Route: US 54 Job No.: 5L3075D Length: 0.04 MPO: N Fund Cat: Taking Care Of System Sec Cat: Low Type Resurfacing Awd Date: Winter 16 TIP #: 	Bridge improvements on the eastbound lanes over Little Gravois Creek. Project involves bridge A1675. AC-State: 542 State: 135 Local: 0 Anticipated Fed Cat: NHPP Future Cost: 0 Estimate Total: 677					Engineering: 0 R/W: 0 Construction: 0 FFOS: 0 Payments: 0	88 0 589 0 0	0 0 0 0 0	0 0 0 0 0	0 0 0 0 0		
County: Miller Route: US 54 Job No.: 5P3131 Length: 22.10 MPO: N Fund Cat: Taking Care Of System Sec Cat: Thin Lift Overlay Awd Date: Winter 16 TIP #: 	Pavement improvements on the eastbound and westbound lanes from Rte. 242 to the Cole County line. AC-State: 5,516 State: 1,379 Local: 0 Anticipated Fed Cat: NHPP Future Cost: 0 Estimate Total: 6,895					Engineering: 0 R/W: 0 Construction: 0 FFOS: 0 Payments: 0	409 1 6,485 0 0	0 0 0 0 0	0 0 0 0 0	0 0 0 0 0		
County: Miller Route: MO 87 Job No.: 5S3003 Length: 0.14 MPO: N Fund Cat: Taking Care Of System Sec Cat: Rehab And Reconst Awd Date: Fall 15 TIP #: 	Bridge improvements over Moreau Creek. Project involves bridge A0957. Fed: 477 State: 118 Local: 0 Anticipated Fed Cat: NHPP Future Cost: 0 Estimate Total: 625					Engineering: 30 R/W: 0 Construction: 0 FFOS: 0 Payments: 0	78 1 516 0 0	0 0 0 0 0	0 0 0 0 0	0 0 0 0 0		

* Subject to the approval of the Transportation Improvement Plan by the governing Metropolitan Planning Organization.

Jun-10-2015

Section 4 - 10

District Central

Dollars in Thousands



2016-2020 Highway and Bridge Construction Schedule

Construction contingency applied to construction cost in the year the project is awarded.

Three percent project growth factor compounded annually is applied to right-of-way and construction costs in program years 2, 3, 4, and 5.

No inflation is applied to the Funding From Other Sources (FFOS) or Payments.

Engineering includes PE costs, CE costs and R/W incidentals.

Construction contingency applied to construction cost in the year the project is awarded. Three percent project growth factor compounded annually is applied to right-of-way and construction costs in program years 2, 3, 4, and 5. No inflation is applied to the Funding From Other Sources (FFOS) or Payments. Engineering includes PE costs, CE costs and R/W incidentals.											STATE FISCAL YEAR PROJECT BUDGETING						
											Prior Prog.	7/2015- 6/2016	7/2016- 6/2017	7/2017- 6/2018	7/2018- 6/2019	7/2019- 6/2020	
County: Moniteau	Bridge improvements over Splice Creek, 2.5 miles north of Rte. 87. Project involves										Engineering:	7	55	0	0	0	0
Route: MO 179	bridge R0568.										R/W:	0	0	0	0	0	0
Job No.: 5S3050											Construction:	0	426	0	0	0	0
Length: 0.03	MPO: N									FFOS:	0	0	0	0	0	0	
Fund Cat: Taking Care Of System		Fed: 385	State: 96	Local: 0						Payments:	0	0	0	0	0		
Sec Cat: Rehab And Reconst	Awd Date: Winter 16	Anticipated Fed Cat: NHPP															
TIP #:		Future Cost: 0	Estimate Total: 488														
County: Morgan	ADA improvements in Morgan, Moniteau and Miller Counties. \$277,000 Statewide										Engineering:	8	51	0	0	0	0
Route: MO 52	Transportation Enhancement funds.										R/W:	0	50	0	0	0	0
Job No.: 5S3008D											Construction:	0	286	0	0	0	0
Length: 0.56	MPO: N									FFOS:	40	229	0	0	0	0	
Fund Cat: Taking Care Of System		AC-State: 310	State: 77	Local: 0						Payments:	0	0	0	0	0		
Sec Cat: N- Ada Trans	Awd Date: Winter 16	Anticipated Fed Cat: S.T.P.															
TIP #:		Future Cost: 0	Estimate Total: 395														
County: Morgan	Bridge improvements over Indian Creek, 1 mile south of Barnett. Project involves bridge										Engineering:	8	52	0	0	0	0
Route: RT AA	Y0529.										R/W:	0	17	0	0	0	0
Job No.: 5S3030											Construction:	0	344	0	0	0	0
Length: 0.10	MPO: N									FFOS:	0	0	0	0	0	0	
Fund Cat: Taking Care Of System		Fed: 331	State: 82	Local: 0						Payments:	0	0	0	0	0		
Sec Cat: Rehab And Reconst	Awd Date: Spring 16	Anticipated Fed Cat: NHPP															
TIP #:		Future Cost: 0	Estimate Total: 421														
County: Morgan	Bridge improvements over Haw Creek, 0.4 mile east of the Pettis/Morgan County line.										Engineering:	64	56	0	0	0	0
Route: RT M	Project involves bridge A1865.										R/W:	0	1	0	0	0	0
Job No.: 5S0861											Construction:	0	376	0	0	0	0
Length: 0.10	MPO: N									FFOS:	0	0	0	0	0	0	
Fund Cat: Taking Care Of System		Fed: 347	State: 86	Local: 0						Payments:	0	0	0	0	0		
Sec Cat: Rehab And Reconst	Awd Date: Spring 16	Anticipated Fed Cat: NHPP															
TIP #:		Future Cost: 0	Estimate Total: 497														
County: Morgan	Bridge painting over Haw Creek, 0.4 mile east of the Pettis/Morgan County line. Project										Engineering:	0	1	3	0	0	0
Route: RT M	involves bridge A1865.										R/W:	0	0	0	0	0	0
Job No.: 5S0861B											Construction:	0	0	29	0	0	0
Length: 0.03	MPO: N									FFOS:	0	0	0	0	0	0	
Fund Cat: Taking Care Of System		Fed: 27	State: 6	Local: 0						Payments:	0	0	0	0	0		
Sec Cat: Rehab And Reconst	Awd Date: 2017	Anticipated Fed Cat: NHPP															
TIP #:		Future Cost: 0	Estimate Total: 33														

* Subject to the approval of the Transportation Improvement Plan by the governing Metropolitan Planning Organization.



2016-2020 Highway and Bridge Construction Schedule

Transportation Planning

P.O. Box 270
Jefferson City, MO 65102

Construction contingency applied to construction cost in the year the project is awarded.

Three percent project growth factor compounded annually is applied to right-of-way and construction costs in program years 2, 3, 4, and 5.

No inflation is applied to the Funding From Other Sources (FFOS) or Payments.

Engineering includes PE costs, CE costs and R/W incidentals.

Construction contingency applied to construction cost in the year the project is awarded. Three percent project growth factor compounded annually is applied to right-of-way and construction costs in program years 2, 3, 4, and 5. No inflation is applied to the Funding From Other Sources (FFOS) or Payments. Engineering includes PE costs, CE costs and R/W incidentals.											STATE FISCAL YEAR PROJECT BUDGETING					
											Prior Prog.	7/2015- 6/2016	7/2016- 6/2017	7/2017- 6/2018	7/2018- 6/2019	7/2019- 6/2020
County: Osage Route: US 50 Job No.: 5P3005 Length: 1.95 MPO: N Fund Cat: Taking Care Of System Sec Cat: Thin Lift Overlay Awd Date: Summer 15 TIP #: Anticipated Fed Cat: NHPP Future Cost: 0 Estimate Total: 905	Pavement improvements in Linn from 0.2 mile east of Rte. 100 to 0.3 mile east of Rte. 89. \$54,042 City of Linn for parking areas and shoulders.					Engineering: 8	50	0	0	0	0					
						R/W: 20	0	0	0	0	0					
						Construction: 0	827	0	0	0	0					
						FFOS: 0	54	0	0	0	0					
						Payments: 0	0	0	0	0	0					
County: Osage Route: US 50 Job No.: 5P3074C Length: 32.76 MPO: N Fund Cat: Taking Care Of System Sec Cat: Thin Lift Overlay Awd Date: Summer 15 TIP #: Anticipated Fed Cat: NHPP Future Cost: 0 Estimate Total: 6,614	Pavement improvements from east of Rte. 89 in Linn to Franklin County line. Includes part of Rte. 28 near Rosebud.					Engineering: 30	436	0	0	0						
						R/W: 0	0	0	0	0	0					
						Construction: 0	6,148	0	0	0	0					
						FFOS: 0	0	0	0	0	0					
						Payments: 0	0	0	0	0	0					
County: Osage Route: RT Y Job No.: 5S3001B Length: 0.14 MPO: N Fund Cat: Taking Care Of System Sec Cat: Preventive Maint Awd Date: Fall 15 TIP #: Anticipated Fed Cat: NHPP Future Cost: 0 Estimate Total: 57	Bridge painting over Third Creek 4 miles north of Belle. Project involves bridge R0259.					Engineering: 1	5	0	0	0						
						R/W: 0	0	0	0	0	0					
						Construction: 0	51	0	0	0	0					
						FFOS: 0	0	0	0	0	0					
						Payments: 0	0	0	0	0	0					
County: Phelps Route: IS 44 Job No.: 5I3134 Length: 0.10 MPO: N Fund Cat: Taking Care Of System Sec Cat: Systems Operations Awd Date: Spring 16 TIP #: Anticipated Fed Cat: NHPP AC-State: 384 State: 43 Local: 0 Future Cost: 0 Estimate Total: 427	Slide repairs on the eastbound lanes near the Vichy Road overpass at Rolla.					Engineering: 0	80	0	0	0						
						R/W: 0	10	0	0	0	0					
						Construction: 0	337	0	0	0	0					
						FFOS: 0	0	0	0	0	0					
						Payments: 0	0	0	0	0	0					
County: Phelps Route: IS 44 Job No.: 9I0576 Length: 31.05 MPO: N Fund Cat: Statewide Interstate And Major Bridge Sec Cat: Preventive Maint Awd Date: Fall 15 TIP #: Anticipated Fed Cat: NHPP Future Cost: 0 Estimate Total: 11,726	Pavement improvements on the eastbound and westbound lanes from 1 mile east of Rte. D to 1.2 miles east of Rte. F in Crawford County.					Engineering: 1,964	749	0	0	0						
						R/W: 0	0	0	0	0	0					
						Construction: 0	9,013	0	0	0	0					
						FFOS: 0	0	0	0	0	0					
						Payments: 0	0	0	0	0	0					

* Subject to the approval of the Transportation Improvement Plan by the governing Metropolitan Planning Organization.



2016-2020 Highway and Bridge Construction Schedule

Transportation Planning

P.O. Box 270
Jefferson City, MO 65102

Construction contingency applied to construction cost in the year the project is awarded.

Three percent project growth factor compounded annually is applied to right-of-way and construction costs in program years 2, 3, 4, and 5.

No inflation is applied to the Funding From Other Sources (FFOS) or Payments.

Engineering includes PE costs, CE costs and R/W incidentals.

Construction contingency applied to construction cost in the year the project is awarded. Three percent project growth factor compounded annually is applied to right-of-way and construction costs in program years 2, 3, 4, and 5. No inflation is applied to the Funding From Other Sources (FFOS) or Payments. Engineering includes PE costs, CE costs and R/W incidentals.							STATE FISCAL YEAR PROJECT BUDGETING					
							Prior Prog.	7/2015-	7/2016-	7/2017-	7/2018-	7/2019-
								6/2016	6/2017	6/2018	6/2019	6/2020
County: Phelps Route: US 63 Job No.: 5P3054 Length: 24.98 MPO: N Fund Cat: Taking Care Of System Sec Cat: Thin Lift Overlay Awd Date: Fall 16 Anticipated Fed Cat: NHPP TIP #: Future Cost: 0 Estimate Total: 6,298	Pavement improvements from 0.7 mile south of Rte. CC in Phelps County to Rte. CC in Texas County.		Engineering: 22 R/W: 0 Construction: 0 FFOS: 0 Payments: 0	14 0 0 0 0	330 0 5,932 0 0	0 0 0 0 0	0 0 0 0 0					
County: Phelps Route: MO 8 Job No.: 5P3009 Length: 2.51 MPO: N Fund Cat: Major Projects & Emerging Needs Sec Cat: Regional Awd Date: Fall 15 Anticipated Fed Cat: NHPP TIP #: Future Cost: 0 Estimate Total: 1,667	Pavement and shoulder improvements from west of Rte. 68 to west of Crawford County.		Engineering: 29 R/W: 0 Construction: 0 FFOS: 0 Payments: 0	117 50 1,471 0 0	0 0 0 0 0	0 0 0 0 0	0 0 0 0 0					
County: Phelps Route: MO 8 Job No.: 9P2205D Length: 2.04 MPO: N Fund Cat: Taking Care Of System Sec Cat: Thin Lift Overlay Awd Date: Fall 15 Anticipated Fed Cat: NHPP TIP #: Future Cost: 0 Estimate Total: 575	Pavement improvements near St. James from 0.2 mile west of Crawford County line to 1 mile east of Meramec River in Crawford County.		Engineering: 15 R/W: 0 Construction: 0 FFOS: 0 Payments: 0	37 0 523 0 0	0 0 0 0 0	0 0 0 0 0	0 0 0 0 0					
County: Pulaski Route: MO 17 Job No.: 5L1600F Length: 3.05 MPO: N Fund Cat: Taking Care Of System Sec Cat: Low Type Resurfacing Awd Date: Fall 15 Anticipated Fed Cat: S.T.P. TIP #: Future Cost: 0 Estimate Total: 595	Pavement improvements from south of Rte. T to I-44 at Waynesville.		Engineering: 0 R/W: 0 Construction: 0 FFOS: 0 Payments: 0	40 0 555 0 0	0 0 0 0 0	0 0 0 0 0	0 0 0 0 0					
County: Pulaski Route: MO 17 Job No.: 5P3029 Length: 0.66 MPO: N Fund Cat: Major Projects & Emerging Needs Sec Cat: Regional Awd Date: Fall 15 Anticipated Fed Cat: S.T.P. TIP #: Future Cost: 0 Estimate Total: 2,300	Intersection and capacity improvements from west of Rte. H to west of Rte. T in Waynesville. \$714,294 Cost Share and \$1,020,420 Waynesville.		Engineering: 151 R/W: 264 Construction: 0 FFOS: 280 Payments: 0	215 0 1,670 1,455 0	0 0 0 0 0	0 0 0 0 0	0 0 0 0 0					

* Subject to the approval of the Transportation Improvement Plan by the governing Metropolitan Planning Organization.

Jun-10-2015

Section 4 - 13

District Central

Dollars in Thousands



2016-2020 Highway and Bridge Construction Schedule

Transportation Planning

P.O. Box 270
Jefferson City, MO 65102

Construction contingency applied to construction cost in the year the project is awarded.

Three percent project growth factor compounded annually is applied to right-of-way and construction costs in program years 2, 3, 4, and 5.

No inflation is applied to the Funding From Other Sources (FFOS) or Payments.

Engineering includes PE costs, CE costs and R/W incidentals.

Construction contingency applied to construction cost in the year the project is awarded. Three percent project growth factor compounded annually is applied to right-of-way and construction costs in program years 2, 3, 4, and 5. No inflation is applied to the Funding From Other Sources (FFOS) or Payments. Engineering includes PE costs, CE costs and R/W incidentals.											STATE FISCAL YEAR PROJECT BUDGETING					
											Prior Prog.	7/2015- 6/2016	7/2016- 6/2017	7/2017- 6/2018	7/2018- 6/2019	7/2019- 6/2020
County: Various Route: Various Job No.: 0P3011F Length: 0.00 MPO: N Fund Cat: Taking Care Of System Sec Cat: N- Ada Trans Awd Date: 2017 Anticipated Fed Cat: S.T.P. TIP #: Future Cost: 0 Estimate Total: 1,390	Enhancement projects at various primary locations in the Central District. \$1,469,000 Statewide Transportation Enhancement funds.					Engineering: 5	0	0	0	0	0					
						R/W: 0	0	0	0	0	0					
						Construction: 0	0	1,385	0	0	0					
						FFOS: 0	0	1,345	0	0	0					
						Payments: 0	0	0	0	0	0					
County: Various Route: Various Job No.: 5L1700 Length: 0.00 MPO: N Fund Cat: Taking Care Of System Sec Cat: Low Type Resurfacing Awd Date: 2017 Anticipated Fed Cat: S.T.P. TIP #: Future Cost: 0 Estimate Total: 8,295	Pavement and bridge improvements on various primary routes in the Central District.					Engineering: 4	50	516	0	0	0					
						R/W: 0	0	0	0	0	0					
						Construction: 0	0	7,725	0	0	0					
						FFOS: 0	0	0	0	0	0					
						Payments: 0	0	0	0	0	0					
County: Various Route: Various Job No.: 5P3004 Length: 0.00 MPO: N Fund Cat: Taking Care Of System Sec Cat: Routine Maintenance Awd Date: Spring 16 Anticipated Fed Cat: S.T.P. TIP #: Future Cost: 0 Estimate Total: 550	Job Order Contracting for guard cable and guardrail repair on various routes in the southern portion of the Central District.					Engineering: 3	37	0	0	0	0					
						R/W: 0	0	0	0	0	0					
						Construction: 0	510	0	0	0	0					
						FFOS: 0	0	0	0	0	0					
						Payments: 0	0	0	0	0	0					
County: Various Route: Various Job No.: 5P3101 Length: 0.00 MPO: Y Fund Cat: Taking Care Of System Sec Cat: Routine Maintenance Awd Date: Spring 16 Anticipated Fed Cat: S.T.P. TIP #: Future Cost: 0 Estimate Total: 546	Job Order Contracting for guard cable and guardrail repair on various routes in the northern portion of the Central District.					Engineering: 0	36	0	0	0	0					
						R/W: 0	0	0	0	0	0					
						Construction: 0	510	0	0	0	0					
						FFOS: 0	0	0	0	0	0					
						Payments: 0	0	0	0	0	0					
County: Various Route: Various Job No.: 5S3042 Length: 0.00 MPO: N Fund Cat: Taking Care Of System Sec Cat: Low Type Resurfacing Awd Date: 2017 Anticipated Fed Cat: S.T.P. TIP #: Future Cost: 0 Estimate Total: 5,314	Pavement and bridge improvements on various primary routes in the Central District.					Engineering: 2	10	378	0	0	0					
						R/W: 0	0	0	0	0	0					
						Construction: 0	0	4,924	0	0	0					
						FFOS: 0	0	0	0	0	0					
						Payments: 0	0	0	0	0	0					

* Subject to the approval of the Transportation Improvement Plan by the governing Metropolitan Planning Organization.

Jun-10-2015

Section 4 - 14

District Central

Dollars in Thousands



2016-2020 Highway and Bridge Construction Schedule

Transportation Planning

P.O. Box 270
Jefferson City, MO 65102

Construction contingency applied to construction cost in the year the project is awarded.

Three percent project growth factor compounded annually is applied to right-of-way and construction costs in program years 2, 3, 4, and 5.

No inflation is applied to the Funding From Other Sources (FFOS) or Payments.

Engineering includes PE costs, CE costs and R/W incidentals.

Construction contingency applied to construction cost in the year the project is awarded. Three percent project growth factor compounded annually is applied to right-of-way and construction costs in program years 2, 3, 4, and 5. No inflation is applied to the Funding From Other Sources (FFOS) or Payments. Engineering includes PE costs, CE costs and R/W incidentals.										STATE FISCAL YEAR PROJECT BUDGETING						
										Prior Prog.	7/2015- 6/2016	7/2016- 6/2017	7/2017- 6/2018	7/2018- 6/2019	7/2019- 6/2020	
County: Various	Pavement and bridge improvements on various primary routes in the Central District.									Engineering:	2	1	67	886	0	0
Route: Various										R/W:	0	0	0	0	0	0
Job No.: 5S3043										Construction:	0	0	0	10,609	0	0
Length: 0.00	MPO: N									FFOS:	0	0	0	0	0	0
Fund Cat: Taking Care Of System	Fed: 9,251 State: 2,312 Local: 0									Payments:	0	0	0	0	0	0
Sec Cat: Low Type Resurfacing	Awd Date: 2018 Anticipated Fed Cat: S.T.P.															
TIP #:	Future Cost: 0 Estimate Total: 11,565															
County: Various	Pavement and bridge improvements on various primary routes in the Central District.									Engineering:	0	1	1	33	443	0
Route: Various										R/W:	0	0	0	0	0	0
Job No.: 5S3043B										Construction:	0	0	0	0	5,464	0
Length: 0.00	MPO: N									FFOS:	0	0	0	0	0	0
Fund Cat: Taking Care Of System	Fed: 4,753 State: 1,189 Local: 0									Payments:	0	0	0	0	0	0
Sec Cat: Low Type Resurfacing	Awd Date: 2019 Anticipated Fed Cat: S.T.P.															
TIP #:	Future Cost: 0 Estimate Total: 5,942															

* Subject to the approval of the Transportation Improvement Plan by the governing Metropolitan Planning Organization.

Jun-10-2015

Section 4 - 15

District Central

Dollars in Thousands



2016-2020 Highway and Bridge Construction Schedule

Transportation Planning

P.O. Box 270
Jefferson City, MO 65102

Construction contingency applied to construction cost in the year the project is awarded.
Three percent project growth factor compounded annually is applied to right-of-way and construction costs in program years 2, 3, 4, and 5.
No inflation is applied to the Funding From Other Sources (FFOS) or Payments.
Engineering includes PE costs, CE costs and R/W incidentals.

STATE FISCAL YEAR PROJECT BUDGETING						
	Prior Prog.	7/2015- 6/2016	7/2016- 6/2017	7/2017- 6/2018	7/2018- 6/2019	7/2019- 6/2020
FFOS:	538	3,343	1,345	0	0	0
Total R/W:	696	391	0	0	0	0
Total Construction:	0	95,223	31,211	10,609	6,468	6,734
Paybacks:	0	0	0	0	0	0
Sub-Total:	696	95,614	31,211	10,609	6,468	6,734
Total Engineering:	3,374	8,863	2,135	929	582	358
Grand Total:	4,070	104,477	33,346	11,538	7,050	7,092

	2016	2017	2018	2019	2020
State	18,622	5,980	2,308	1,404	709
AC-State	32,701	4	4	64	6,383
Local	54	0	0	0	0
Sub-total State	51,377	5,984	2,312	1,468	7,092

Federal					
Sub-total Federal	53,100	27,362	9,226	5,582	0
Grand Total	104,477	33,346	11,538	7,050	7,092

Project Count: 72

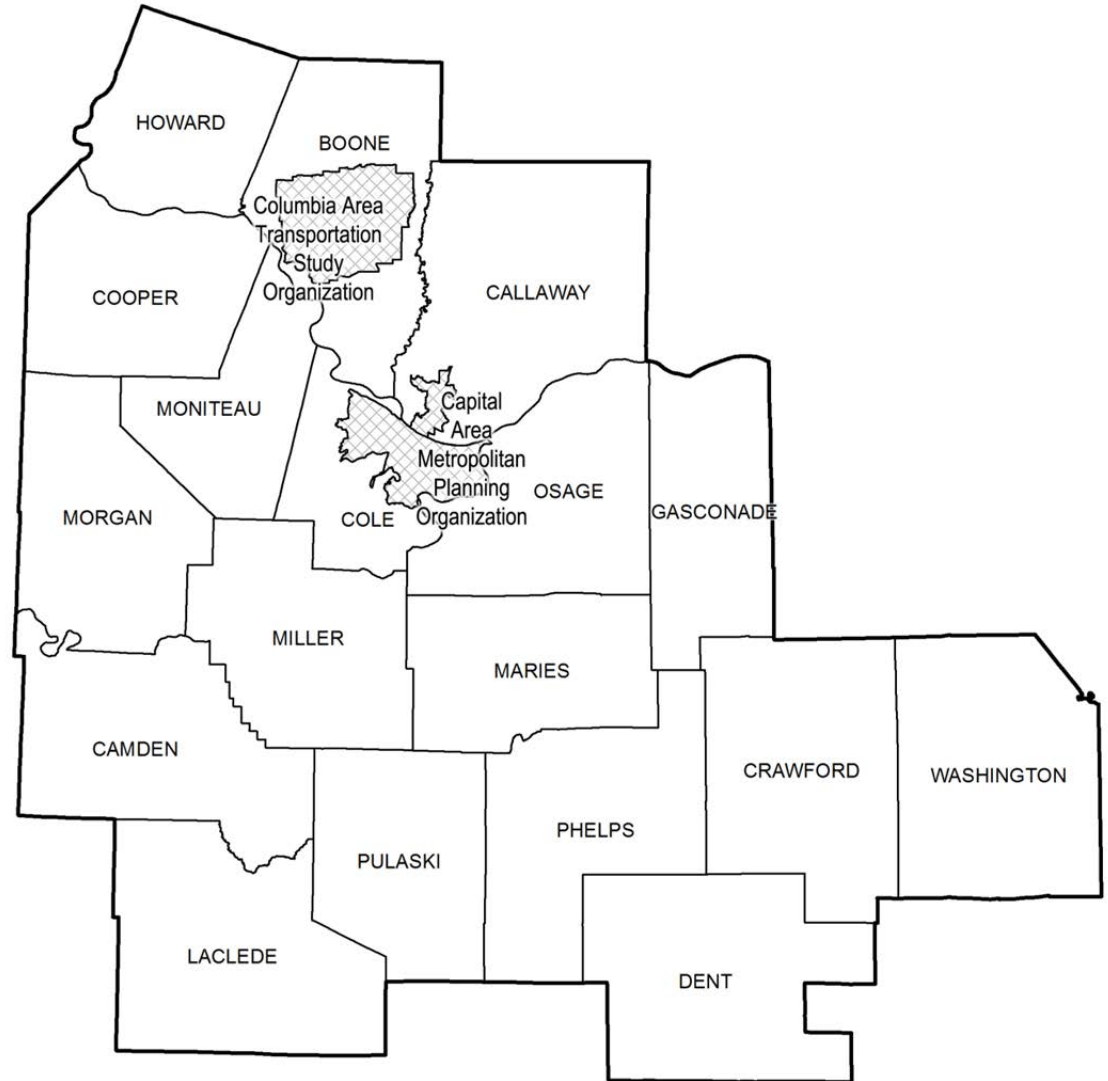
* Subject to the approval of the Transportation Improvement Plan by the governing Metropolitan Planning Organization.

Jun-10-2015

Section 4 - 1

District Central

Dollars in Thousands



MoDOT's Central District

PAYMENT PROJECTS



2016-2020 Highway and Bridge Construction Schedule

Transportation Planning

P.O. Box 270
Jefferson City, MO 65102

Construction contingency applied to construction cost in the year the project is awarded.

Three percent project growth factor compounded annually is applied to right-of-way and construction costs in program years 2, 3, 4, and 5.

No inflation is applied to the Funding From Other Sources (FFOS) or Payments.

Engineering includes PE costs, CE costs and R/W incidentals.

Construction contingency applied to construction cost in the year the project is awarded. Three percent project growth factor compounded annually is applied to right-of-way and construction costs in program years 2, 3, 4, and 5. No inflation is applied to the Funding From Other Sources (FFOS) or Payments. Engineering includes PE costs, CE costs and R/W incidentals.												STATE FISCAL YEAR PROJECT BUDGETING						
												Prior Prog.	7/2015- 6/2016	7/2016- 6/2017	7/2017- 6/2018	7/2018- 6/2019	7/2019- 6/2020	
County:	Boone		Payment to Columbia for intersection and ADA improvements at the intersection of Old Rte. 63 in Columbia. \$496,050 Cost Share funds. City to let as C00213.									Engineering:	8	7	0	0	0	0
Route:	MO 740											R/W:	0	0	0	0	0	0
Job No.:	5S3092											Construction:	0	0	0	0	0	0
Length:	0.38	MPO: Y										FFOS:	0	496	0	0	0	0
Fund Cat:	Major Projects & Emerging Needs									Fed:	0	State:	709	Local:	0			
Sec Cat:	Systems Operations		Awd Date:	N/A		Anticipated Fed Cat:			State			Payments:	0	702	0	0	0	0
TIP #:										Future Cost:	0		Estimate Total:			717		
County:	Various		Payback beginning in SFY 2008 for Safe and Sound bridges in the Central District.									Engineering:	0	0	0	0	0	0
Route:	Various											R/W:	107	0	0	0	0	0
Job No.:	5B0800T											Construction:	0	0	0	0	0	0
Length:	0.00	MPO: Y										FFOS:	107	0	0	0	0	0
Fund Cat:	Taking Care Of System									Fed:	0	State:	21,380	Local:	0			
Sec Cat:	Rehab And Reconst		Awd Date:	N/A		Anticipated Fed Cat:			State			Payments:	23,166	4,276	4,276	4,276	4,276	4,276
TIP #:										Future Cost:	50,001 - 75,000		Estimate Total:			44,653		
County:	Various		On-call work zone enforcement at various locations in the Central District.									Engineering:	0	0	0	0	0	0
Route:	Various											R/W:	0	0	0	0	0	0
Job No.:	5P3103											Construction:	0	0	0	0	0	0
Length:	0.00	MPO: Y										FFOS:	0	0	0	0	0	0
Fund Cat:	Safety									Fed:	18	State:	2	Local:	0			
Sec Cat:	Safety		Awd Date:	N/A		Anticipated Fed Cat:			Safety			Payments:	0	20	0	0	0	0
TIP #:										Future Cost:	0		Estimate Total:			20		

* Subject to the approval of the Transportation Improvement Plan by the governing Metropolitan Planning Organization.

Jun-10-2015

Section 4 - 1

District Central

Dollars in Thousands



2016-2020 Highway and Bridge Construction Schedule

Transportation Planning

P.O. Box 270
Jefferson City, MO 65102

Construction contingency applied to construction cost in the year the project is awarded.
Three percent project growth factor compounded annually is applied to right-of-way and construction costs in program years 2, 3, 4, and 5.
No inflation is applied to the Funding From Other Sources (FFOS) or Payments.
Engineering includes PE costs, CE costs and R/W incidentals.

STATE FISCAL YEAR PROJECT BUDGETING						
	Prior Prog.	7/2015- 6/2016	7/2016- 6/2017	7/2017- 6/2018	7/2018- 6/2019	7/2019- 6/2020
FFOS:	107	496	0	0	0	0
Total R/W:	107	0	0	0	0	0
Total Construction:	0	0	0	0	0	0
Paybacks:	23,166	4,998	4,276	4,276	4,276	4,276
Sub-Total:	23,273	4,998	4,276	4,276	4,276	4,276
Total Engineering:	8	7	0	0	0	0
Grand Total:	23,281	5,005	4,276	4,276	4,276	4,276
		2016	2017	2018	2019	2020
State		4,987	4,276	4,276	4,276	4,276
AC-State		0	0	0	0	0
Local		0	0	0	0	0
Sub-total State		4,987	4,276	4,276	4,276	4,276
Federal						
Sub-total Federal		18	0	0	0	0
Grand Total		5,005	4,276	4,276	4,276	4,276

Project Count: 3

* Subject to the approval of the Transportation Improvement Plan by the governing Metropolitan Planning Organization.

Jun-10-2015

Section 4 - 1

District Central

Dollars in Thousands



2016-2020 Highway and Bridge Construction Schedule

Transportation Planning

P.O. Box 270
Jefferson City, MO 65102

Construction contingency applied to construction cost in the year the project is awarded.
Three percent project growth factor compounded annually is applied to right-of-way and construction costs in program years 2, 3, 4, and 5.
No inflation is applied to the Funding From Other Sources (FFOS) or Payments.
Engineering includes PE costs, CE costs and R/W incidentals.

Central

Total

STATE FISCAL YEAR PROJECT BUDGETING						
	Prior Prog.	7/2015- 6/2016	7/2016- 6/2017	7/2017- 6/2018	7/2018- 6/2019	7/2019- 6/2020
FFOS:	645	3,839	1,345	0	0	0
Total R/W:	803	391	0	0	0	0
Total Construction:	0	95,223	31,211	10,609	6,468	6,734
Paybacks:	23,166	4,998	4,276	4,276	4,276	4,276
Sub-Total:	23,969	100,612	35,487	14,885	10,744	11,010
Total Engineering:	3,382	8,870	2,135	929	582	358
Grand Total:	27,351	109,482	37,622	15,814	11,326	11,368

	2016	2017	2018	2019	2020
State	23,609	10,256	6,584	5,680	4,985
AC-State	32,701	4	4	64	6,383
Local	54	0	0	0	0
Sub-total State	56,364	10,260	6,588	5,744	11,368

Federal					
Sub-total Federal	53,118	27,362	9,226	5,582	0
Grand Total	109,482	37,622	15,814	11,326	11,368

Project Count: 75

* Subject to the approval of the Transportation Improvement Plan by the governing Metropolitan Planning Organization.

Jun-10-2015

Section 4 - 1

District Central

Dollars in Thousands

District Program Summary

Central

(Dollars in Millions)

Amounts include construction and right of way, excludes engineering.

State Fiscal Year	2016	2017	2018	2019	2020
Statewide Interstate And Major Bridge - Available					
Statewide Interstate And Major Bridge - FFOS	0.00	0.00	0.00	0.00	0.00
Statewide Interstate And Major Bridge - Fund Transfers	26.56	4.17	0.00	0.00	0.00
Statewide Interstate And Major Bridge - Carryover	-1.95	0.00	0.00	0.00	0.00
Award and Completed Project Adjustments	0.00	0.00	0.00	0.00	0.00
Statewide Interstate And Major Bridge - Total Available	24.61	4.17	0.00	0.00	0.00
Statewide Interstate And Major Bridge - Programmed	30.14	6.44	0.00	0.00	0.00
Safety - Available	2.46	2.12	2.06	2.03	2.04
Safety - FFOS	0.00	0.00	0.00	0.00	0.00
Safety - Fund Transfers	-0.02	0.00	0.00	0.00	0.00
Safety - Carryover	-2.31	0.00	0.00	0.00	0.00
Award and Completed Project Adjustments	0.49	0.13	-1.40	-0.01	0.00
Safety - Total Available	0.62	2.25	0.66	2.02	2.04
Safety - Programmed	0.02	0.00	0.00	0.00	0.00
Taking Care Of System - Available	30.78	27.18	27.11	26.76	26.94
Taking Care Of System - FFOS	1.81	1.35	0.00	0.00	0.00
Taking Care Of System - Fund Transfers	0.02	0.27	0.00	0.00	0.00
Taking Care Of System - Carryover	-29.23	0.00	0.00	0.00	0.00
Award and Completed Project Adjustments	1.12	-1.37	-3.66	-0.68	0.00
Taking Care Of System - Total Available	4.50	27.43	23.45	26.08	26.94
Taking Care Of System - Programmed	66.47	29.06	14.89	10.75	11.01
Major Projects & Emerging Needs - Available	4.84				
Major Projects & Emerging Needs - FFOS	2.03	0.00	0.00	0.00	0.00
Major Projects & Emerging Needs - Fund Transfers	0.00	0.00	0.00	0.00	0.00
Major Projects & Emerging Needs - Carryover	17.53	0.00	0.00	0.00	0.00
Award and Completed Project Adjustments	0.07	3.07	-5.70	0.47	0.00
Major Projects & Emerging Needs - Total Available	24.47	3.07	-5.70	0.47	0.00
Major Projects & Emerging Needs - Programmed	3.99	0.00	0.00	0.00	0.00
Statewide Major Projects & Emerging Needs - Available	4.84				
Statewide Major Projects & Emerging Needs - FFOS	0.00	0.00	0.00	0.00	0.00
Statewide Major Projects & Emerging Needs - Fund Transfers	0.00	0.00	0.00	0.00	0.00
Statewide Major Projects & Emerging Needs - Carryover	-3.76	0.00	0.00	0.00	0.00
Award and Completed Project Adjustments	0.00	0.00	0.00	0.00	0.00
Statewide Major Projects & Emerging Needs - Total Available	1.08	0.00	0.00	0.00	0.00
Statewide Major Projects & Emerging Needs - Programmed	0.00	0.00	0.00	0.00	0.00
Statewide Amendment 3 - Available					
Statewide Amendment 3 - FFOS	0.00	0.00	0.00	0.00	0.00
Statewide Amendment 3 - Fund Transfers	0.00	0.00	0.00	0.00	0.00
Statewide Amendment 3 - Carryover	-16.61	0.00	0.00	0.00	0.00
Award and Completed Project Adjustments	0.00	0.00	0.00	0.00	0.00
Statewide Amendment 3 - Total Available	-16.61	0.00	0.00	0.00	0.00
Statewide Amendment 3 - Programmed	0.00	0.00	0.00	0.00	0.00
Total Categorized Funding Available by SFY	38.67	36.92	18.41	28.57	28.98
Total Flexible Funds Available	62.37	0.51	0.72	-0.19	1.08
Adjustments	1.68	1.83	-10.76	-0.22	0.00
Carryovers	-36.33				
Total Available by SFY	101.04	37.43	19.13	28.38	30.06
Total Programmed by SFY	100.62	35.50	14.89	10.75	11.01

Note: Three percent inflation compounded annually applied to program years 2017 - 2020

Two percent construction contingency applied to construction.

State Fiscal Year*

- 2016
- 2017
- 2018
- 2019
- 2020

Type of Work

- B = New/Improved Bridge
- H = New/Expanded Highway
- M = Major Bridge
- O = Other/Safety
- P = Pavement Treatment

Urban Areas

Missouri Primary Roads

Columbia Area Transportation Study Organization

Capital Area Metropolitan Planning Organization

Label Key

Job No.-Type of Work

* July 1 - June 30

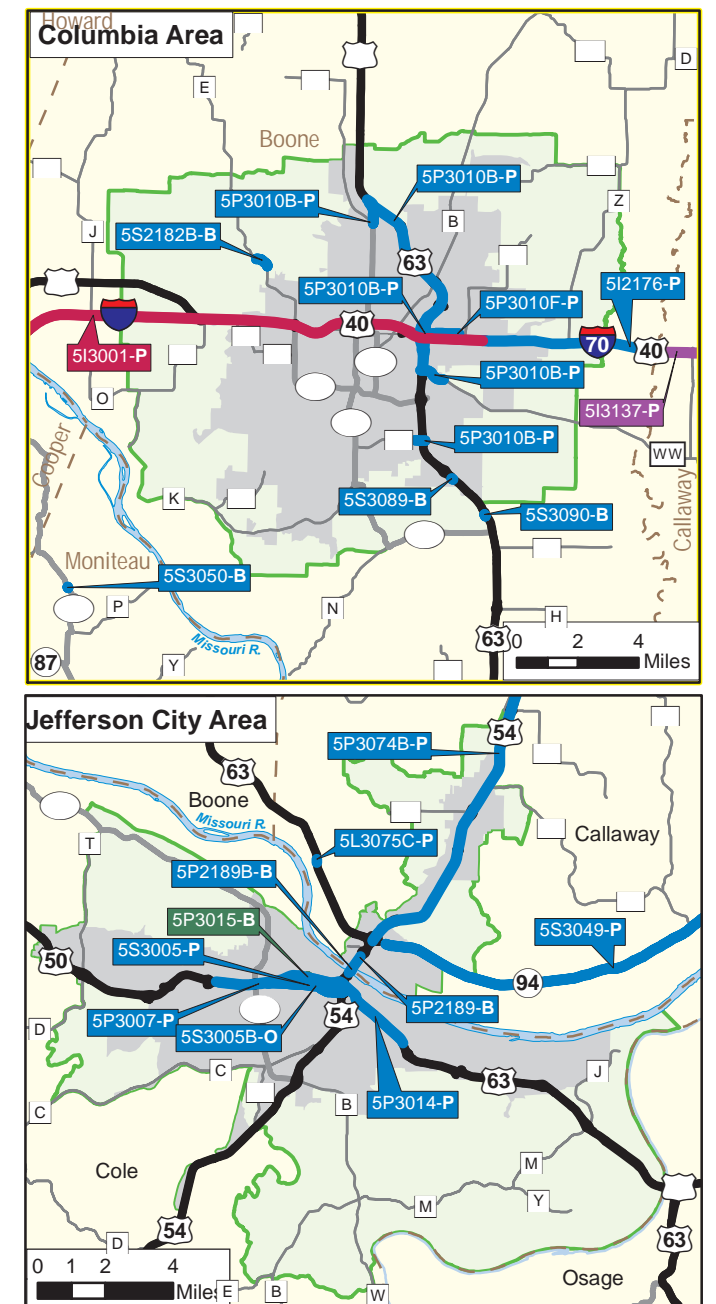
Note: Some projects overlap. The state fiscal year displayed in these instances will follow the order shown in the legend. Label tag color corresponds to respective state fiscal year.

Statewide Transportation Improvement Program

2016-2020

Central District

Highway and Bridge Construction Projects



Missouri Department of Transportation

1-888-ASK-MODOT

WWW.MODOT.ORG

July 1, 2015



MoDOT's St Louis District

TMA: East-West Gateway Council of Governments

(Note: The following MoDOT projects are located inside the St Louis Metropolitan Planning area boundary.)

PROJECT DESCRIPTION KEY

2016-2020 Highway and Bridge Construction Schedule

Construction contingency applied to construction cost in the year the project is awarded.

Three percent project growth factor compounded annually is applied to right-of-way and construction in program years 2, 3, 4, and 5.

No inflation is applied to the Funding From Other Sources (FFOS) or Payments.

Engineering includes PE costs, CE costs, and R/W incidentals.

STATE FISCAL YEAR PROJECT BUDGETING					
Prior Prog.	7/2015 6/2016	7/2016 6/2017	7/2017 6/2018	7/2018 6/2019	7/2019 6/2020
Engineering:	99	9	0	0	0
R/W:	0	0	99	0	0
Construction:	0	0	0	999	0
FFOS:	0	0	0	99	0
Payments:	0	99	0	0	0

County: _____
 Route: _____
 Job No.: _____
 Length: _____
 Fund Cat: _____
 Sec Cat: _____
 TIP# _____

MPO: _____ Fed: _____ State: _____ Local: _____
 Federal Oversight

Award Date _____ Anticipated Fed Cat: _____
 Future Cost: _____ Estimate Total: _____

Anticipated Federal Funding Category**

Estimated cost range beyond 2020.

Date project is to be awarded to begin construction (Season and calendar year for 2015 & 2016. SFY only beyond 2016).

Metropolitan Planning Organization (Y/N).

Project description and location.

County location of project.

Route location of project.

Project number used to track project

Total Length in 1/100 miles.

Primary Funding Category.*

Secondary Funding Category.

Transportation Improvement Plan

Projects with full oversight by the Federal Highway Administration.

Total project cost estimate.

Federal, Advanced CN-State, State and Local share of project costs.

Dollars programmed in previous STIPs.

Dollars funded from other sources.

Dollars for construction, utilities and contingency.

Dollars for right-of-way (land acquisition).

Dollars to be paid back for accelerating the project or payments to others.

Dollars for engineering that include preliminary engineering, construction engineering and right-of-way incidentals.

*Primary funding category:

Take Care of System
 Statewide Interstate & Major Bridge
 Safety
 Major Projects & Emerging Needs
 Amendment 3

Note: Freight plan projects are eligible for a greater percentage of federal funding.

**Federal funding category:

CMAQ - Congestion Mitigation and Air Quality
 * usually 80% Federal & 20% State funds
Earmark - usually 80% Federal & 20% State funds
NHPP - National Highway Performance Program
 * usually 80% Federal & 20% State funds
 * sometimes 90% Federal & 10% State funds
Safety - usually 90% Federal & 10% State funds
State - No federal funds, state only funded
STP - Surface Transportation Program
 * usually 80% Federal & 20% State funds

(All Costs in Thousands)



2016-2020 Highway and Bridge Construction Schedule

Transportation Planning

P.O. Box 270
Jefferson City, MO 65102

Construction contingency applied to construction cost in the year the project is awarded.

Three percent project growth factor compounded annually is applied to right-of-way and construction costs in program years 2, 3, 4, and 5.

No inflation is applied to the Funding From Other Sources (FFOS) or Payments.

Engineering includes PE costs, CE costs and R/W incidentals.

Construction contingency applied to construction cost in the year the project is awarded. Three percent project growth factor compounded annually is applied to right-of-way and construction costs in program years 2, 3, 4, and 5. No inflation is applied to the Funding From Other Sources (FFOS) or Payments. Engineering includes PE costs, CE costs and R/W incidentals.												STATE FISCAL YEAR PROJECT BUDGETING					
												Prior Prog.	7/2015- 6/2016	7/2016- 6/2017	7/2017- 6/2018	7/2018- 6/2019	7/2019- 6/2020
County: Franklin Route: MO 185 Job No.: 6S3020 Length: 2.24 Fund Cat: Safety Sec Cat: Safety TIP #:	Pavement, shoulders and curve improvements from west of Vine Street in Sullivan to west of the Meramec River. MPO: Y Fed: 1,024 State: 114 Local: 0 Awd Date: Fall 15 Anticipated Fed Cat: Safety Future Cost: 0 Estimate Total: 1,220					Engineering: 82 R/W: 0 Construction: 0 FFOS: 0 Payments: 0	78 0 1,060 0 0	0 0 0 0 0	0 0 0 0 0	0 0 0 0 0							
County: Franklin Route: MO 47 Job No.: 6P2321 Length: 0.87 Fund Cat: Statewide Interstate And Major Bridge Sec Cat: Rehab And Reconst TIP #:	Replace bridge over the Missouri River from Augusta Bottom road to Third Street in Washington. \$10,000,000 TIGER funds, \$500,000 Washington, \$250,000 Franklin County and \$50,000 Warren County. Project involves bridge K0969. MPO: Y Fed: 42,943 State: 9,936 Local: 800 Awd Date: Spring 16 Anticipated Fed Cat: NHPP <div>Federal Oversight</div> Future Cost: 0 Estimate Total: 57,290					Engineering: 3,135 R/W: 476 Construction: 0 FFOS: 0 Payments: 0	3,484 0 50,195 10,800 0	0 0 0 0 0	0 0 0 0 0	0 0 0 0 0							
County: Franklin Route: MO 47 Job No.: 6P2321B Length: 0.04 Fund Cat: Major Projects & Emerging Needs (Statewide) Sec Cat: Rehab And Reconst TIP #:	Demolition of building at Washington bridge. MPO: Y Fed: 26 State: 6 Local: 0 Awd Date: Fall 15 Anticipated Fed Cat: NHPP Future Cost: 0 Estimate Total: 32					Engineering: 0 R/W: 0 Construction: 0 FFOS: 0 Payments: 0	7 0 25 0 0	0 0 0 0 0	0 0 0 0 0	0 0 0 0 0							
County: Franklin Route: RT AJ Job No.: 6S2378 Length: 0.12 Fund Cat: Taking Care Of System Sec Cat: Rehab And Reconst TIP #:	Bridge improvements at St. John's Creek. Project involves bridge N0854. MPO: Y Fed: 526 State: 131 Local: 0 Awd Date: Fall 15 Anticipated Fed Cat: NHPP Future Cost: 0 Estimate Total: 736					Engineering: 79 R/W: 0 Construction: 0 FFOS: 0 Payments: 0	47 0 610 0 0	0 0 0 0 0	0 0 0 0 0	0 0 0 0 0							
County: Franklin Route: RT BB Job No.: 6S3010 Length: 3.07 Fund Cat: Taking Care Of System Sec Cat: Thin Lift Overlay TIP #:	Pavement improvements from Rte. A to Rte. 50. MPO: Y AC-State: 113 State: 29 Local: 0 Awd Date: Winter 16 Anticipated Fed Cat: S.T.P. Future Cost: 0 Estimate Total: 153					Engineering: 11 R/W: 0 Construction: 0 FFOS: 0 Payments: 0	14 0 128 0 0	0 0 0 0 0	0 0 0 0 0	0 0 0 0 0							

* Subject to the approval of the Transportation Improvement Plan by the governing Metropolitan Planning Organization.

Jun-10-2015

Section 4 - 1

District St. Louis

TMA

Dollars in Thousands



2016-2020 Highway and Bridge Construction Schedule

Transportation Planning

P.O. Box 270
Jefferson City, MO 65102

Construction contingency applied to construction cost in the year the project is awarded.

Three percent project growth factor compounded annually is applied to right-of-way and construction costs in program years 2, 3, 4, and 5.

No inflation is applied to the Funding From Other Sources (FFOS) or Payments.

Engineering includes PE costs, CE costs and R/W incidentals.

						STATE FISCAL YEAR PROJECT BUDGETING					
						Prior Prog.	7/2015- 6/2016	7/2016- 6/2017	7/2017- 6/2018	7/2018- 6/2019	7/2019- 6/2020
County: Franklin	Bridge improvements over St. John's Creek and Whiskey Creek. Project involves bridges					Engineering:	147	116	0	0	0
Route: RT YY	N0141 and N0142.					R/W:	75	0	0	0	0
Job No.: 6S2320						Construction:	0	1,590	0	0	0
Length: 0.91	MPO: Y					FFOS:	0	0	0	0	0
Fund Cat: Taking Care Of System					Fed: 1,365 State: 341 Local: 0	Payments:	0	0	0	0	0
Sec Cat: Rehab And Reconst	Awd Date: Fall 15	Anticipated Fed Cat: NHPP									
TIP #: 5305C-11	Future Cost: 0				Estimate Total: 1,928						
County: Franklin	Pavement improvements from Rte. A to Rte. 185.					Engineering:	80	102	0	0	0
Route: RT YY						R/W:	0	0	0	0	0
Job No.: 6S3010I						Construction:	0	1,201	0	0	0
Length: 7.63	MPO: Y					FFOS:	0	0	0	0	0
Fund Cat: Taking Care Of System					Fed: 1,043 State: 260 Local: 0	Payments:	0	0	0	0	0
Sec Cat: Thin Lift Overlay	Awd Date: Fall 15	Anticipated Fed Cat: S.T.P.									
TIP #: 5305C-11	Future Cost: 0				Estimate Total: 1,383						
County: Jefferson	Pavement improvements from Rte. B to Rte. H.					Engineering:	90	77	0	0	0
Route: MO 21						R/W:	0	0	0	0	0
Job No.: 6P3004						Construction:	0	1,052	0	0	0
Length: 6.12	MPO: Y					FFOS:	0	0	0	0	0
Fund Cat: Taking Care Of System					AC-State: 904 State: 225 Local: 0	Payments:	0	0	0	0	0
Sec Cat: Preventive Maint	Awd Date: Spring 16	Anticipated Fed Cat: NHPP									
TIP #: 5698-13	Future Cost: 0				Estimate Total: 1,219						
County: Jefferson	Bridge improvements on eastbound and westbound lanes over Saline Creek. Includes					Engineering:	195	10	10	10	95
Route: MO 30	culvert improvement on Gravois Road. Project involves bridges A2380 and G0885.					R/W:	0	28	0	0	0
Job No.: 6S1908						Construction:	0	0	0	0	2,695
Length: 0.20	MPO: Y					FFOS:	0	0	0	0	0
Fund Cat: Taking Care Of System					Fed: 2,278 State: 570 Local: 0	Payments:	0	0	0	0	0
Sec Cat: Rehab And Reconst	Awd Date: 2019	Anticipated Fed Cat: NHPP Federal Oversight									
TIP #: 4405G-09	Future Cost: 0				Estimate Total: 3,043						
County: Jefferson	Capacity improvements to northbound I-55 from the northbound on-ramp at Rte. Z to 0.8					Engineering:	170	216	0	0	0
Route: IS 55	mile north of Rte. Z. Project involves bridge A1036.					R/W:	0	47	0	0	0
Job No.: 6I1010J						Construction:	0	2,680	0	0	0
Length: 0.52	MPO: Y					FFOS:	0	0	0	0	0
Fund Cat: Major Projects & Emerging Needs					AC-State: 2,355 State: 588 Local: 0	Payments:	0	0	0	0	0
Sec Cat: System Expansion	Awd Date: Winter 16	Anticipated Fed Cat: NHPP									
TIP #: 5699-13	Future Cost: 0				Estimate Total: 3,113						

* Subject to the approval of the Transportation Improvement Plan by the governing Metropolitan Planning Organization.



2016-2020 Highway and Bridge Construction Schedule

Transportation Planning

P.O. Box 270
Jefferson City, MO 65102

Construction contingency applied to construction cost in the year the project is awarded.

Three percent project growth factor compounded annually is applied to right-of-way and construction costs in program years 2, 3, 4, and 5.

No inflation is applied to the Funding From Other Sources (FFOS) or Payments.

Engineering includes PE costs, CE costs and R/W incidentals.

Construction contingency applied to construction cost in the year the project is awarded. Three percent project growth factor compounded annually is applied to right-of-way and construction costs in program years 2, 3, 4, and 5. No inflation is applied to the Funding From Other Sources (FFOS) or Payments. Engineering includes PE costs, CE costs and R/W incidentals.							STATE FISCAL YEAR PROJECT BUDGETING						
							Prior Prog.	7/2015- 6/2016	7/2016- 6/2017	7/2017- 6/2018	7/2018- 6/2019	7/2019- 6/2020	
County: Jefferson	Pavement improvements from Rte. Z to the St. Genevieve County Line.						Engineering:	0	100	100	676	0	0
Route: IS 55							R/W:	0	0	0	0	0	0
Job No.: 6I3110							Construction:	0	0	0	7,352	0	0
Length: 16.20	MPO: Y					FFOS:	0	0	0	0	0	0	
Fund Cat: Statewide Interstate And Major Bridge			Fed: 7,405	State: 823	Local: 0	Payments:	0	0	0	0	0	0	
Sec Cat: Rehab And Reconst	Awd Date: 2018	Anticipated Fed Cat: NHPP	Federal Oversight										
TIP #: 	Future Cost: 0		Estimate Total: 8,228										
County: Jefferson	Pavement improvements from south of Church Road to St. Louis County line.						Engineering:	350	96	0	0	0	0
Route: US 61							R/W:	0	0	0	0	0	0
Job No.: 6S3050							Construction:	0	1,254	0	0	0	0
Length: 2.36	MPO: Y					FFOS:	0	0	0	0	0	0	
Fund Cat: Taking Care Of System			AC-State: 1,080	State: 270	Local: 0	Payments:	0	0	0	0	0	0	
Sec Cat: Preventive Maint	Awd Date: Winter 16	Anticipated Fed Cat: S.T.P.											
TIP #: 	Future Cost: 0		Estimate Total: 1,700										
County: Jefferson	Pavement improvements from Rte. M to south of Church Road.						Engineering:	0	78	385	0	0	0
Route: US 61							R/W:	0	100	0	0	0	0
Job No.: 6S3123							Construction:	0	0	5,494	0	0	0
Length: 6.65	MPO: Y					FFOS:	0	0	0	0	0	0	
Fund Cat: Taking Care Of System			Fed: 4,845	State: 1,212	Local: 0	Payments:	0	0	0	0	0	0	
Sec Cat: Thin Lift Overlay	Awd Date: Fall 16	Anticipated Fed Cat: S.T.P.											
TIP #: 	Future Cost: 0		Estimate Total: 6,057										
County: St. Charles	New interchange at Rte. P and Peine Road and safety improvements at median crossovers from north of Peine Road to north of Rte. A in Wentzville. \$4,331,337 Cost Share, \$2,795,199 Wentzville and \$3,500,000 St. Charles County. Involves bridge H0149.						Engineering:	959	681	0	0	0	0
Route: US 61							R/W:	0	788	0	0	0	0
Job No.: 6P3071							Construction:	0	10,085	0	0	0	0
Length: 2.52	MPO: Y					FFOS:	788	8,884	0	0	0	0	
Fund Cat: Major Projects & Emerging Needs			AC-State: 6,707	State: 294	Local: 4,553	Payments:	0	0	0	0	0	0	
Sec Cat: Systems Operations	Awd Date: Spring 16	Anticipated Fed Cat: S.T.P.	Federal Oversight										
TIP #: 6434-14	Future Cost: 0		Estimate Total: 12,513										
County: St. Charles	Pavement improvements from Warren County line to Wentzville Parkway.						Engineering:	10	198	0	0	0	0
Route: IS 70							R/W:	0	0	0	0	0	0
Job No.: 6I3041							Construction:	0	2,516	0	0	0	0
Length: 4.88	MPO: Y					FFOS:	0	0	0	0	0	0	
Fund Cat: Statewide Interstate And Major Bridge			AC-State: 2,442	State: 272	Local: 0	Payments:	0	0	0	0	0	0	
Sec Cat: Rehab And Reconst	Awd Date: Winter 16	Anticipated Fed Cat: NHPP											
TIP #: 5956-14	Future Cost: 0		Estimate Total: 2,724										

* Subject to the approval of the Transportation Improvement Plan by the governing Metropolitan Planning Organization.



2016-2020 Highway and Bridge Construction Schedule

Transportation Planning

P.O. Box 270
Jefferson City, MO 65102

Construction contingency applied to construction cost in the year the project is awarded.

Three percent project growth factor compounded annually is applied to right-of-way and construction costs in program years 2, 3, 4, and 5.

No inflation is applied to the Funding From Other Sources (FFOS) or Payments.

Engineering includes PE costs, CE costs and R/W incidentals.

Construction contingency applied to construction cost in the year the project is awarded. Three percent project growth factor compounded annually is applied to right-of-way and construction costs in program years 2, 3, 4, and 5. No inflation is applied to the Funding From Other Sources (FFOS) or Payments. Engineering includes PE costs, CE costs and R/W incidentals.							STATE FISCAL YEAR PROJECT BUDGETING											
							Prior Prog.	7/2015- 6/2016	7/2016- 6/2017	7/2017- 6/2018	7/2018- 6/2019	7/2019- 6/2020						
County:	St. Charles	Pavement improvements from Rte. 94 in St. Charles County to east of I-270 (McKelvey Road) in St. Louis County.					Engineering:	0	30	40	192	0	0					
Route:	IS 70						R/W:	0	0	0	0	0	0					
Job No.:	6I3109						Construction:	0	0	0	4,046	0	0					
Length:	4.72	MPO:	Y				FFOS:	0	0	0	0	0	0					
Fund Cat:	Statewide Interstate And Major Bridge			Fed:	3,877	State:	431	Local:	0				Payments:	0	0	0	0	0
Sec Cat:	Rehab And Reconst	Awd Date:	2018	Anticipated Fed Cat:	NHPP	Federal Oversight												
TIP #:		Future Cost:	0	Estimate Total:	4,308													
County:	St. Charles	Bridge rehabilitation at 10 locations in St. Charles County. Project involves bridges A5448, L0206, L0709, A6054, A6055, A5758, A5940, A6342, A6343 and A6015.					Engineering:	78	102	0	0	0	0					
Route:	IS 70						R/W:	0	0	0	0	0	0					
Job No.:	6P3027						Construction:	0	763	0	0	0	0					
Length:	0.42	MPO:	Y				FFOS:	0	0	0	0	0	0					
Fund Cat:	Taking Care Of System			Fed:	692	State:	173	Local:	0				Payments:	0	0	0	0	
Sec Cat:	Rehab And Reconst	Awd Date:	Spring 16	Anticipated Fed Cat:	NHPP													
TIP #:	5548J-14	Future Cost:	0	Estimate Total:	943													
County:	St. Charles	Bridge improvements at Fairgrounds Road over I-70 in St Charles. Project involves bridge A3440.					Engineering:	77	98	0	0	0	0					
Route:	CST						R/W:	0	0	0	0	0	0					
Job No.:	6I2326						Construction:	0	1,209	0	0	0	0					
Length:	0.10	MPO:	Y				FFOS:	0	0	0	0	0	0					
Fund Cat:	Taking Care Of System			Fed:	1,045	State:	262	Local:	0				Payments:	0	0	0	0	
Sec Cat:	Rehab And Reconst	Awd Date:	Winter 16	Anticipated Fed Cat:	NHPP	Federal Oversight												
TIP #:	5305I-11	Future Cost:	0	Estimate Total:	1,384													
County:	St. Charles	Construct left turn lane and shoulder additions from Eagle Hill Lane to Weiss Road for project STP-5410(622). \$1,630,000 STP funds, \$830,000 City of Cottleville funds.					Engineering:	203	242	0	0	0	0					
Route:	RT N						R/W:	0	0	0	0	0	0					
Job No.:	6S2101						Construction:	0	3,460	0	0	0	0					
Length:	1.08	MPO:	Y				FFOS:	0	2,460	0	0	0	0					
Fund Cat:	Safety	Fed:	2,848	State:	24	Local:	830				Payments:	0	0	0	0			
Sec Cat:	Safety	Awd Date:	Fall 15	Anticipated Fed Cat:	Safety													
TIP #:	4424D-12	Future Cost:	0	Estimate Total:	3,905													
County:	St. Charles	Job Order Contracting for guardrail repair at various locations in St. Charles County.					Engineering:	0	25	0	0	0	0					
Route:	Various						R/W:	0	0	0	0	0	0					
Job No.:	6P3118						Construction:	0	298	0	0	0	0					
Length:	0.00	MPO:	Y				FFOS:	0	0	0	0	0	0					
Fund Cat:	Taking Care Of System			AC-State:	258	State:	65	Local:	0				Payments:	0	0	0	0	
Sec Cat:	Routine Maintenance	Awd Date:	Spring 16	Anticipated Fed Cat:	S.T.P.													
TIP #:		Future Cost:	0	Estimate Total:	323													

* Subject to the approval of the Transportation Improvement Plan by the governing Metropolitan Planning Organization.

Jun-10-2015

Section 4 - 4

District St. Louis

TMA

Dollars in Thousands



2016-2020 Highway and Bridge Construction Schedule

Transportation Planning

P.O. Box 270
Jefferson City, MO 65102

Construction contingency applied to construction cost in the year the project is awarded.

Three percent project growth factor compounded annually is applied to right-of-way and construction costs in program years 2, 3, 4, and 5.

No inflation is applied to the Funding From Other Sources (FFOS) or Payments.

Engineering includes PE costs, CE costs and R/W incidentals.

Construction contingency applied to construction cost in the year the project is awarded. Three percent project growth factor compounded annually is applied to right-of-way and construction costs in program years 2, 3, 4, and 5. No inflation is applied to the Funding From Other Sources (FFOS) or Payments. Engineering includes PE costs, CE costs and R/W incidentals.											STATE FISCAL YEAR PROJECT BUDGETING					
											Prior Prog.	7/2015- 6/2016	7/2016- 6/2017	7/2017- 6/2018	7/2018- 6/2019	7/2019- 6/2020
County: St. Charles	Pavement improvements from Rte. 61 to Rte. T.					Engineering:	20	54	0	0	0					
Route: RT W						R/W:	0	0	0	0	0					
Job No.: 6S3010D						Construction:	0	640	0	0	0					
Length: 5.86	MPO: Y					FFOS:	0	0	0	0	0					
Fund Cat: Taking Care Of System	AC-State: 555	State: 139	Local: 0			Payments:	0	0	0	0	0					
Sec Cat: Thin Lift Overlay	Awd Date: Fall 15	Anticipated Fed Cat: S.T.P.														
TIP #: 5729D-14	Future Cost: 0	Estimate Total: 714														
County: St. Louis	Pavement improvements from Riverport Drive north to Riverport Drive south.					Engineering:	60	196	0	0	0					
Route: MO 141						R/W:	0	0	0	0	0					
Job No.: 6P3061						Construction:	0	1,604	0	0	0					
Length: 0.50	MPO: Y					FFOS:	0	0	0	0	0					
Fund Cat: Taking Care Of System	AC-State: 1,440	State: 360	Local: 0			Payments:	0	0	0	0	0					
Sec Cat: Thin Lift Overlay	Awd Date: Fall 15	Anticipated Fed Cat: NHPP														
TIP #: 5966-14	Future Cost: 0	Estimate Total: 1,860														
County: St. Louis	Pavement improvements from Rte. 370 to Rider Trail South. Project involves bridges A8123 and A8124.					Engineering:	100	799	0	0	0					
Route: MO 141						R/W:	0	0	0	0	0					
Job No.: 6P3062						Construction:	0	6,107	0	0	0					
Length: 2.22	MPO: Y					FFOS:	0	0	0	0	0					
Fund Cat: Taking Care Of System	Fed: 5,525	State: 1,381	Local: 0			Payments:	0	0	0	0	0					
Sec Cat: Thin Lift Overlay	Awd Date: Fall 15	Anticipated Fed Cat: NHPP														
TIP #: 5967-14	Future Cost: 0	Estimate Total: 7,006														
County: St. Louis	Pavement improvements from Franru Lane to north of I-255.					Engineering:	50	47	0	0	0					
Route: MO 231						R/W:	0	0	0	0	0					
Job No.: 6S2431						Construction:	0	543	0	0	0					
Length: 0.97	MPO: Y					FFOS:	0	0	0	0	0					
Fund Cat: Taking Care Of System	AC-State: 472	State: 118	Local: 0			Payments:	0	0	0	0	0					
Sec Cat: Preventive Maint	Awd Date: Winter 16	Anticipated Fed Cat: NHPP														
TIP #: 5386C-12	Future Cost: 0	Estimate Total: 640														
County: St. Louis	Bridge replacement at the Rte. N interchange. Project involves bridge L0745. Potential Design/Build project.					Engineering:	792	2	2	2	493					
Route: IS 270						R/W:	0	0	0	0	0					
Job No.: 6I1896						Construction:	0	0	0	0	8,194					
Length: 0.20	MPO: Y					FFOS:	0	0	0	0	0					
Fund Cat: Taking Care Of System	Fed: 7,827	State: 868	Local: 0			Payments:	0	0	0	0	0					
Sec Cat: Rehab And Reconst	Awd Date: 2020	Anticipated Fed Cat: NHPP		Federal Oversight												
TIP #: 4208B-06	Future Cost: 0	Estimate Total: 9,487														

* Subject to the approval of the Transportation Improvement Plan by the governing Metropolitan Planning Organization.

Jun-10-2015

Section 4 - 5

District St. Louis

TMA

Dollars in Thousands



2016-2020 Highway and Bridge Construction Schedule

Transportation Planning

P.O. Box 270
Jefferson City, MO 65102

Construction contingency applied to construction cost in the year the project is awarded.

Three percent project growth factor compounded annually is applied to right-of-way and construction costs in program years 2, 3, 4, and 5.

No inflation is applied to the Funding From Other Sources (FFOS) or Payments.

Engineering includes PE costs, CE costs and R/W incidentals.

Construction contingency applied to construction cost in the year the project is awarded. Three percent project growth factor compounded annually is applied to right-of-way and construction costs in program years 2, 3, 4, and 5. No inflation is applied to the Funding From Other Sources (FFOS) or Payments. Engineering includes PE costs, CE costs and R/W incidentals.										STATE FISCAL YEAR PROJECT BUDGETING						
										Prior Prog.	7/2015- 6/2016	7/2016- 6/2017	7/2017- 6/2018	7/2018- 6/2019	7/2019- 6/2020	
County: St. Louis	Bridge replacement at the Rte. AC interchange. Project involves bridge A0223. Potential Design/Build project.									Engineering:	452	2	2	2	2	470
Route: IS 270										R/W:	0	0	0	0	0	0
Job No.: 612233										Construction:	0	0	0	0	0	7,684
Length: 0.10	MPO: Y									FFOS:	0	0	0	0	0	0
Fund Cat: Taking Care Of System	Fed: 7,347 State: 815 Local: 0									Payments:	0	0	0	0	0	0
Sec Cat: Rehab And Reconst	Awd Date: 2020 Anticipated Fed Cat: NHPP										0	0	0	0	0	0
TIP #: 4919C-11	Future Cost: 0 Estimate Total: 8,614										0	0	0	0	0	0
County: St. Louis	Repair and clean out culvert at Bellefontaine Road interchange. Project involves bridge J0513.									Engineering:	20	44	0	0	0	0
Route: IS 270										R/W:	0	0	0	0	0	0
Job No.: 613064										Construction:	0	393	0	0	0	0
Length: 0.09	MPO: Y									FFOS:	0	0	0	0	0	0
Fund Cat: Taking Care Of System	Fed: 393 State: 44 Local: 0									Payments:	0	0	0	0	0	0
Sec Cat: Rehab And Reconst	Awd Date: Fall 15 Anticipated Fed Cat: NHPP										0	0	0	0	0	0
TIP #: 5960-14	Future Cost: 0 Estimate Total: 457										0	0	0	0	0	0
County: St. Louis	Bridge deck rehabilitation at Bellefontaine Road interchange. Project involves bridge A0241.									Engineering:	60	131	0	0	0	0
Route: IS 270										R/W:	0	0	0	0	0	0
Job No.: 613065										Construction:	0	1,146	0	0	0	0
Length: 0.04	MPO: Y									FFOS:	0	0	0	0	0	0
Fund Cat: Taking Care Of System	Fed: 1,149 State: 128 Local: 0									Payments:	0	0	0	0	0	0
Sec Cat: Rehab And Reconst	Awd Date: Fall 15 Anticipated Fed Cat: NHPP										0	0	0	0	0	0
TIP #: 5548H-14	Future Cost: 0 Estimate Total: 1,337										0	0	0	0	0	0
County: St. Louis	Pavement improvements from I-44 to I-55.									Engineering:	0	515	526	0	0	0
Route: IS 270										R/W:	0	0	0	0	0	0
Job No.: 613113										Construction:	0	0	7,917	0	0	0
Length: 5.93	MPO: Y									FFOS:	0	0	0	0	0	0
Fund Cat: Statewide Interstate And Major Bridge	Fed: 8,061 State: 897 Local: 0									Payments:	0	0	0	0	0	0
Sec Cat: Rehab And Reconst	Awd Date: 2017 Anticipated Fed Cat: NHPP										0	0	0	0	0	0
TIP #: 5548H-14	Future Cost: 0 Estimate Total: 8,958										0	0	0	0	0	0
County: St. Louis	Pavement improvements from St. Louis City limits to the Jefferson County line.									Engineering:	260	373	0	0	0	0
Route: MO 30										R/W:	0	0	0	0	0	0
Job No.: 6S1870										Construction:	0	4,851	0	0	0	0
Length: 10.01	MPO: Y									FFOS:	0	0	0	0	0	0
Fund Cat: Taking Care Of System	AC-State: 4,179 State: 1,045 Local: 0									Payments:	0	0	0	0	0	0
Sec Cat: Preventive Maint	Awd Date: Winter 16 Anticipated Fed Cat: NHPP										0	0	0	0	0	0
TIP #: 5386G-13	Future Cost: 0 Estimate Total: 5,484										0	0	0	0	0	0

* Subject to the approval of the Transportation Improvement Plan by the governing Metropolitan Planning Organization.

Jun-10-2015

Section 4 - 6

District St. Louis

TMA

Dollars in Thousands



2016-2020 Highway and Bridge Construction Schedule

Transportation Planning

P.O. Box 270
Jefferson City, MO 65102

Construction contingency applied to construction cost in the year the project is awarded.

Three percent project growth factor compounded annually is applied to right-of-way and construction costs in program years 2, 3, 4, and 5.

No inflation is applied to the Funding From Other Sources (FFOS) or Payments.

Engineering includes PE costs, CE costs and R/W incidentals.

Construction contingency applied to construction cost in the year the project is awarded. Three percent project growth factor compounded annually is applied to right-of-way and construction costs in program years 2, 3, 4, and 5. No inflation is applied to the Funding From Other Sources (FFOS) or Payments. Engineering includes PE costs, CE costs and R/W incidentals.											STATE FISCAL YEAR PROJECT BUDGETING						
											Prior Prog.	7/2015- 6/2016	7/2016- 6/2017	7/2017- 6/2018	7/2018- 6/2019	7/2019- 6/2020	
County:	St. Louis	Signal, lighting and ADA facilities improvements at Fee Fee Road.									Engineering:	22	44	0	0	0	0
Route:	MO 340										R/W:	1	0	0	0	0	0
Job No.:	6S3059										Construction:	0	513	0	0	0	0
Length:	0.20	MPO:	Y								FFOS:	0	0	0	0	0	0
Fund Cat:	Taking Care Of System			AC-State:	445	State:	112	Local:	0	Payments:	0	0	0	0	0	0	
Sec Cat:	Systems Operations		Awd Date:	Spring 16		Anticipated Fed Cat:	NHPP										
TIP #:	5981-14			Future Cost:	0		Estimate Total:	580									
County:	St. Louis	Interchange improvements at I-44/Rte. 141, intersection improvements at Vance Rd./Rte. 141 and pavement improvements along Rte. 141 from north of Vance Rd. to south of I-44.									Engineering:	1,550	1,416	0	0	0	0
Route:	IS 44	Design/Build project. \$2,550,000 Congestion Mitigation & Air Quality Improvement Program funds.									R/W:	0	1,000	0	0	0	0
Job No.:	6I2423										Construction:	0	21,534	0	0	0	0
Length:	1.34	MPO:	Y								FFOS:	0	2,550	0	0	0	0
Fund Cat:	Major Projects & Emerging Needs			Fed:	19,160	State:	4,790	Local:	0	Payments:	0	0	0	0	0	0	
Sec Cat:	Systems Operations		Awd Date:	Fall 15	Anticipated Fed Cat:	NHPP		Federal Oversight									
TIP #:	6385-14			Future Cost:	0		Estimate Total:	25,500									
County:	St. Louis	Pavement and bridge improvement from Murdoch to River Des Peres at BNSF railroad.									Engineering:	199	1,097	0	0	0	0
Route:	IS 44	Project involves bridges A1739 and A1733.									R/W:	57	0	0	0	0	0
Job No.:	6I3034D										Construction:	0	15,967	0	0	0	0
Length:	1.14	MPO:	Y								FFOS:	0	0	0	0	0	0
Fund Cat:	Taking Care Of System			AC-State:	15,357	State:	1,707	Local:	0	Payments:	0	0	0	0	0	0	
Sec Cat:	Rehab And Reconst		Awd Date:	Spring 16		Anticipated Fed Cat:	NHPP		Federal Oversight								
TIP #:				Future Cost:	0		Estimate Total:	17,320									
County:	St. Louis	Pavement improvements from Rte. 141 to Rte. 109.									Engineering:	0	237	239	0	0	0
Route:	IS 44										R/W:	0	0	0	0	0	0
Job No.:	6I3114										Construction:	0	0	3,671	0	0	0
Length:	7.95	MPO:	Y								FFOS:	0	0	0	0	0	0
Fund Cat:	Statewide Interstate And Major Bridge			Fed:	3,732	State:	415	Local:	0	Payments:	0	0	0	0	0	0	
Sec Cat:	Rehab And Reconst		Awd Date:	Fall 16		Anticipated Fed Cat:	NHPP		Federal Oversight								
TIP #:				Future Cost:	0		Estimate Total:	4,147									
County:	St. Louis	Removal of the remainder of the bridge over the Meramec River. Project involves bridge									Engineering:	3	10	32	0	0	0
Route:	OR 44	J0421.									R/W:	0	0	0	0	0	0
Job No.:	6P2306B										Construction:	0	0	335	0	0	0
Length:	0.10	MPO:	Y								FFOS:	0	0	0	0	0	0
Fund Cat:	Statewide Interstate And Major Bridge			Fed:	302	State:	75	Local:	0	Payments:	0	0	0	0	0	0	
Sec Cat:	Rehab And Reconst		Awd Date:	2017		Anticipated Fed Cat:	NHPP										
TIP #:	5713-13			Future Cost:	0		Estimate Total:	380									

* Subject to the approval of the Transportation Improvement Plan by the governing Metropolitan Planning Organization.



2016-2020 Highway and Bridge Construction Schedule

Transportation Planning

P.O. Box 270
Jefferson City, MO 65102

Construction contingency applied to construction cost in the year the project is awarded.

Three percent project growth factor compounded annually is applied to right-of-way and construction costs in program years 2, 3, 4, and 5.

No inflation is applied to the Funding From Other Sources (FFOS) or Payments.

Engineering includes PE costs, CE costs and R/W incidentals.

Construction contingency applied to construction cost in the year the project is awarded. Three percent project growth factor compounded annually is applied to right-of-way and construction costs in program years 2, 3, 4, and 5. No inflation is applied to the Funding From Other Sources (FFOS) or Payments. Engineering includes PE costs, CE costs and R/W incidentals.												STATE FISCAL YEAR PROJECT BUDGETING					
												Prior Prog.	7/2015- 6/2016	7/2016- 6/2017	7/2017- 6/2018	7/2018- 6/2019	7/2019- 6/2020
County: St. Louis Route: OR 44 Job No.: 6P2313 Length: 0.82 MPO: Y Fund Cat: Taking Care Of System Sec Cat: Low Type Resurfacing Awd Date: Winter 16 TIP #: 5306E-11	Pavement improvements on Antire Road near Eureka. AC-State: 440 State: 111 Local: 0 Anticipated Fed Cat: S.T.P. Future Cost: 0 Estimate Total: 653					Engineering: 102 R/W: 0 Construction: 0 FFOS: 0 Payments: 0	38 0 513 0 0	0 0 0 0 0	0 0 0 0 0	0 0 0 0 0							
County: St. Louis Route: IS 70 Job No.: 6I2104 Length: 1.28 MPO: Y Fund Cat: Taking Care Of System Sec Cat: Rehab And Reconst Awd Date: Winter 16 TIP #: 4414G-12	Bridge improvements at the I-170 interchange, includes bridges on I-170 over Rte. 115. Project involves bridges A2999, A3000, A3001, A3002, A3003, A3004, A3005, A3006, A3007, A3008 and A3009. AC-State: 5,709 State: 634 Local: 0 Anticipated Fed Cat: NHPP Federal Oversight Future Cost: 0 Estimate Total: 6,753					Engineering: 410 R/W: 0 Construction: 0 FFOS: 0 Payments: 0	529 0 5,814 0 0	0 0 0 0 0	0 0 0 0 0	0 0 0 0 0							
County: St. Louis Route: IS 70 Job No.: 6I3115 Length: 0.04 MPO: Y Fund Cat: Taking Care Of System Sec Cat: Systems Operations Awd Date: Fall 15 TIP #: 6I3115	Replace damaged overhead sign truss on eastbound I-70 at Rte. 141. Fed: 219 State: 24 Local: 0 Anticipated Fed Cat: NHPP Future Cost: 0 Estimate Total: 243					Engineering: 0 R/W: 0 Construction: 0 FFOS: 0 Payments: 0	34 0 209 0 0	0 0 0 0 0	0 0 0 0 0	0 0 0 0 0							
County: St. Louis Route: CST BIG BEND BLVD Job No.: 6I2316 Length: 0.08 MPO: Y Fund Cat: Taking Care Of System Sec Cat: Rehab And Reconst Awd Date: 2017 TIP #: 5305B-11	Bridge improvements at Big Bend Boulevard over I-270. Project involves bridge A0964. Fed: 2,221 State: 247 Local: 0 Anticipated Fed Cat: NHPP Future Cost: 0 Estimate Total: 2,570					Engineering: 102 R/W: 0 Construction: 0 FFOS: 0 Payments: 0	1 0 0 0 0	173 0 2,294 0 0	0 0 0 0 0	0 0 0 0 0							
County: St. Louis Route: RT D Job No.: 6S3006 Length: 3.26 MPO: Y Fund Cat: Taking Care Of System Sec Cat: Preventive Maint Awd Date: Winter 16 TIP #: 5386E-13	Pavement improvements from west of Rte. 67 to I-170. AC-State: 1,570 State: 391 Local: 0 Anticipated Fed Cat: NHPP Future Cost: 0 Estimate Total: 1,991					Engineering: 30 R/W: 0 Construction: 0 FFOS: 0 Payments: 0	254 0 1,707 0 0	0 0 0 0 0	0 0 0 0 0	0 0 0 0 0							

* Subject to the approval of the Transportation Improvement Plan by the governing Metropolitan Planning Organization.

Jun-10-2015

Section 4 - 8

District St. Louis

TMA

Dollars in Thousands



2016-2020 Highway and Bridge Construction Schedule

Transportation Planning

P.O. Box 270
Jefferson City, MO 65102

Construction contingency applied to construction cost in the year the project is awarded.

Three percent project growth factor compounded annually is applied to right-of-way and construction costs in program years 2, 3, 4, and 5.

No inflation is applied to the Funding From Other Sources (FFOS) or Payments.

Engineering includes PE costs, CE costs and R/W incidentals.

						STATE FISCAL YEAR PROJECT BUDGETING					
						Prior Prog.	7/2015- 6/2016	7/2016- 6/2017	7/2017- 6/2018	7/2018- 6/2019	7/2019- 6/2020
County:	St. Louis	Signal, lighting and ADA facilities improvements on Rte. N at Evans Lane and Albert Powell; Rte. AC at Rte. U, Pohlman Road and Old Halls Ferry Road; Rte. 67 at Old 180.				Engineering:	205	40	102	0	0
Route:	RT N					R/W:	0	0	0	0	0
Job No.:	6S2179					Construction:	0	0	1,460	0	0
Length:	0.40	MPO:	Y			FFOS:	0	0	0	0	0
Fund Cat:	Taking Care Of System	Fed:	1,282	State:	320	Local:	0				
Sec Cat:	Systems Operations	Awd Date:	2017	Anticipated Fed Cat:	S.T.P.	Payments:	0	0	0	0	0
TIP #:	4421G-10	Future Cost:	0	Estimate Total:	1,807						
County:	St. Louis	Create Bus Rapid Transit (BRT) and High Occupancy Vehicle (HOV) lanes at various locations in St. Louis County.				Engineering:	50	80	0	0	0
Route:	Various					R/W:	0	0	0	0	0
Job No.:	6I2415B					Construction:	0	1,020	0	0	0
Length:	0.00	MPO:	Y			FFOS:	0	0	0	0	0
Fund Cat:	Major Projects & Emerging Needs	AC-State:	880	State:	220	Local:	0				
Sec Cat:	Systems Operations	Awd Date:	Spring 16	Anticipated Fed Cat:	S.T.P.	Payments:	0	0	0	0	0
TIP #:	5517B-13	Future Cost:	0	Estimate Total:	1,150						
County:	St. Louis City	Signal, lighting and ADA facilities improvements at Morganford Road and Kingshighway Boulevard.				Engineering:	136	77	0	0	0
Route:	MO 30					R/W:	5	0	0	0	0
Job No.:	6P2289					Construction:	0	982	0	0	0
Length:	0.16	MPO:	Y			FFOS:	0	0	0	0	0
Fund Cat:	Safety	Fed:	953	State:	106	Local:	0				
Sec Cat:	Safety	Awd Date:	Winter 16	Anticipated Fed Cat:	Safety	Payments:	0	0	0	0	0
TIP #:	4761H-12	Future Cost:	0	Estimate Total:	1,200						
County:	St. Louis City	Signal, lighting and ADA facilities improvements at Arsenal Avenue and Chippewa Boulevard.				Engineering:	106	55	0	0	0
Route:	MO 30					R/W:	5	0	0	0	0
Job No.:	6P2290					Construction:	0	663	0	0	0
Length:	0.20	MPO:	Y			FFOS:	0	0	0	0	0
Fund Cat:	Safety	Fed:	646	State:	72	Local:	0				
Sec Cat:	Safety	Awd Date:	Winter 16	Anticipated Fed Cat:	Safety	Payments:	0	0	0	0	0
TIP #:	4761I-12	Future Cost:	0	Estimate Total:	829						
County:	St. Louis City	Pavement improvements from St. Louis City limits to I-55.				Engineering:	251	409	0	0	0
Route:	MO 30					R/W:	0	0	0	0	0
Job No.:	6P2365					Construction:	0	5,820	0	0	0
Length:	5.69	MPO:	Y			FFOS:	0	0	0	0	0
Fund Cat:	Taking Care Of System	AC-State:	4,983	State:	1,246	Local:	0				
Sec Cat:	Preventive Maint	Awd Date:	Spring 16	Anticipated Fed Cat:	NHPP	Federal Oversight	0	0	0	0	0
TIP #:	5381-13	Future Cost:	0	Estimate Total:	6,480	Payments:	0	0	0	0	0

* Subject to the approval of the Transportation Improvement Plan by the governing Metropolitan Planning Organization.

Jun-10-2015

Section 4 - 9

District St. Louis

TMA

Dollars in Thousands



2016-2020 Highway and Bridge Construction Schedule

Transportation Planning

P.O. Box 270
Jefferson City, MO 65102

Construction contingency applied to construction cost in the year the project is awarded.

Three percent project growth factor compounded annually is applied to right-of-way and construction costs in program years 2, 3, 4, and 5.

No inflation is applied to the Funding From Other Sources (FFOS) or Payments.

Engineering includes PE costs, CE costs and R/W incidentals.

						STATE FISCAL YEAR PROJECT BUDGETING					
						Prior Prog.	7/2015- 6/2016	7/2016- 6/2017	7/2017- 6/2018	7/2018- 6/2019	7/2019- 6/2020
County:	St. Louis City	Replace signals and upgrade signal detection at various intersections from I-55 to Grand Boulevard. \$1,265,256 Congestion Mitigation and Air Quality Improvement Program funds.				Engineering:	121	141	0	0	0
Route:	MO 30					R/W:	5	0	0	0	0
Job No.:	6P3078					Construction:	0	1,802	0	0	0
Length:	2.04	MPO:	Y			FFOS:	0	1,265	0	0	0
Fund Cat:	Taking Care Of System	Fed:	1,555	State:	388	Local:	0				
Sec Cat:	Systems Operations	Awd Date:	Spring 16	Anticipated Fed Cat:	C.M.A.Q.	Payments:	0	0	0	0	0
TIP #:	6394-15	Future Cost:	0	Estimate Total:	2,069						
County:	St. Louis City	Bridge improvements at the 3rd Street Viaduct. Project involves bridges L0361, A3162, A3351, A3352 and A3353.				Engineering:	215	5	200	1,999	0
Route:	IS 44					R/W:	0	0	0	0	0
Job No.:	6I2332					Construction:	0	0	0	21,626	0
Length:	1.27	MPO:	Y			FFOS:	0	0	0	0	0
Fund Cat:	Taking Care Of System	Fed:	21,446	State:	2,384	Local:	0				
Sec Cat:	Rehab And Reconst	Awd Date:	2018	Anticipated Fed Cat:	NHPP	Federal Oversight	0	0	0	0	0
TIP #:	5305J-11	Future Cost:	0	Estimate Total:	24,045	Payments:	0	0	0	0	0
County:	St. Louis City	Bridge improvements at Grand Avenue over I-44. Project involves bridge A2279.				Engineering:	530	830	0	0	0
Route:	IS 44					R/W:	0	1	0	0	0
Job No.:	6I3030					Construction:	0	8,824	0	0	0
Length:	0.24	MPO:	Y			FFOS:	0	0	0	0	0
Fund Cat:	Taking Care Of System	AC-State:	8,690	State:	965	Local:	0				
Sec Cat:	Rehab And Reconst	Awd Date:	Spring 16	Anticipated Fed Cat:	NHPP	Federal Oversight	0	0	0	0	0
TIP #:	5953-14	Future Cost:	0	Estimate Total:	10,185	Payments:	0	0	0	0	0
County:	St. Louis City	Bridge rehabilitation at the I-44/I-55 interchange. Project involves bridges A1542, A1536, A1092, A1535 and A1093.				Engineering:	265	388	0	0	0
Route:	IS 44					R/W:	0	0	0	0	0
Job No.:	6I3031					Construction:	0	4,202	0	0	0
Length:	0.38	MPO:	Y			FFOS:	0	0	0	0	0
Fund Cat:	Taking Care Of System	AC-State:	4,131	State:	459	Local:	0				
Sec Cat:	Rehab And Reconst	Awd Date:	Fall 15	Anticipated Fed Cat:	NHPP	Federal Oversight	0	0	0	0	0
TIP #:	5548F-14	Future Cost:	0	Estimate Total:	4,855	Payments:	0	0	0	0	0
County:	St. Louis City	Pavement improvements from 4500 Broadway to Lindbergh Boulevard. Project involves bridge A0531.				Engineering:	125	377	0	0	0
Route:	IS 55					R/W:	0	5	0	0	0
Job No.:	6I3017					Construction:	0	4,976	0	0	0
Length:	7.42	MPO:	Y			FFOS:	0	0	0	0	0
Fund Cat:	Statewide Interstate And Major Bridge	AC-State:	4,821	State:	537	Local:	0				
Sec Cat:	Rehab And Reconst	Awd Date:	Winter 16	Anticipated Fed Cat:	NHPP	Payments:	0	0	0	0	0
TIP #:	5744-13	Future Cost:	0	Estimate Total:	5,483						

* Subject to the approval of the Transportation Improvement Plan by the governing Metropolitan Planning Organization.

Jun-10-2015

Section 4 - 10

District St. Louis

TMA

Dollars in Thousands



2016-2020 Highway and Bridge Construction Schedule

Construction contingency applied to construction cost in the year the project is awarded.

Three percent project growth factor compounded annually is applied to right-of-way and construction costs in program years 2, 3, 4, and 5.

No inflation is applied to the Funding From Other Sources (FFOS) or Payments.

Engineering includes PE costs, CE costs and R/W incidentals.

Construction contingency applied to construction cost in the year the project is awarded. Three percent project growth factor compounded annually is applied to right-of-way and construction costs in program years 2, 3, 4, and 5. No inflation is applied to the Funding From Other Sources (FFOS) or Payments. Engineering includes PE costs, CE costs and R/W incidentals.							STATE FISCAL YEAR PROJECT BUDGETING						
							Prior Prog.	7/2015- 6/2016	7/2016- 6/2017	7/2017- 6/2018	7/2018- 6/2019	7/2019- 6/2020	
County: St. Louis City	Bridge maintenance on the Poplar Street Bridge over the Mississippi River. \$2,965,000 of IDOT funds for construction. Project involves bridge A1500.						Engineering:	15	378	0	0	0	0
Route: IS 55							R/W:	0	0	0	0	0	0
Job No.: 6I3025							Construction:	0	5,930	0	0	0	0
Length: 0.21	MPO: Y							FFOS:	0	2,965	0	0	0
Fund Cat: Taking Care Of System	AC-State: 3,305 State: 38 Local: 2,965						Payments:	0	0	0	0	0	
Sec Cat: Systems Operations	Awd Date: Winter 16	Anticipated Fed Cat: NHPP	Federal Oversight										
TIP #:	Future Cost: 0 Estimate Total: 6,323												
County: St. Louis City	Bridge improvements on the eastbound Poplar Street Bridge over the Mississippi River. \$7,700,000 IDOT funds for construction. Project involves bridge A1500.						Engineering:	15	775	0	0	0	0
Route: IS 55							R/W:	0	0	0	0	0	0
Job No.: 6I3026							Construction:	0	15,400	0	0	0	0
Length: 0.21	MPO: Y							FFOS:	0	7,700	0	0	0
Fund Cat: Statewide Interstate And Major Bridge	AC-State: 8,397 State: 78 Local: 7,700						Payments:	0	0	0	0	0	
Sec Cat: Rehab And Reconst	Awd Date: Winter 16	Anticipated Fed Cat: NHPP	Federal Oversight										
TIP #:	Future Cost: 0 Estimate Total: 16,190												
County: St. Louis City	Bridge, ramp and capacity improvements from 4th Street to Illinois on the eastbound Poplar Street Bridge and approaches. \$8,000,000 IDOT funds for construction. Project involves bridges A1500, A1501 and A1503.						Engineering:	2,925	2,088	0	0	0	0
Route: IS 64							R/W:	1,000	0	0	0	0	0
Job No.: 6I2377C							Construction:	0	30,847	0	0	0	0
Length: 0.91	MPO: Y							FFOS:	0	8,000	0	0	0
Fund Cat: Major Projects & Emerging Needs	AC-State: 24,726 State: 209 Local: 8,000						Payments:	0	0	0	0	0	
Sec Cat: System Expansion	Awd Date: Winter 16	Anticipated Fed Cat: NHPP	Federal Oversight										
TIP #:	Future Cost: 0 Estimate Total: 36,860												
County: St. Louis City	Pavement improvements east of Sarah Street to 21st Street.						Engineering:	0	5	28	100	0	0
Route: IS 64							R/W:	0	0	37	0	0	0
Job No.: 6I3111							Construction:	0	0	0	1,390	0	0
Length: 2.09	MPO: Y							FFOS:	0	0	0	0	0
Fund Cat: Statewide Interstate And Major Bridge	Fed: 1,403 State: 157 Local: 0						Payments:	0	0	0	0	0	0
Sec Cat: Preventive Maint	Awd Date: 2018	Anticipated Fed Cat: NHPP											
TIP #:	Future Cost: 0 Estimate Total: 1,560												
County: St. Louis City	Pavement improvements along the reversible lanes from east of Union to Broadway.						Engineering:	0	40	162	0	0	0
Route: RV 70							R/W:	0	0	0	0	0	0
Job No.: 6I3112							Construction:	0	0	2,117	0	0	0
Length: 5.34	MPO: Y							FFOS:	0	0	0	0	0
Fund Cat: Statewide Interstate And Major Bridge	Fed: 2,087 State: 232 Local: 0						Payments:	0	0	0	0	0	0
Sec Cat: Rehab And Reconst	Awd Date: Fall 16	Anticipated Fed Cat: NHPP											
TIP #:	Future Cost: 0 Estimate Total: 2,319												

* Subject to the approval of the Transportation Improvement Plan by the governing Metropolitan Planning Organization.



2016-2020 Highway and Bridge Construction Schedule

Construction contingency applied to construction cost in the year the project is awarded.

Three percent project growth factor compounded annually is applied to right-of-way and construction costs in program years 2, 3, 4, and 5.

No inflation is applied to the Funding From Other Sources (FFOS) or Payments.

Engineering includes PE costs, CE costs and R/W incidentals.

						STATE FISCAL YEAR PROJECT BUDGETING					
						Prior Prog.	7/2015- 6/2016	7/2016- 6/2017	7/2017- 6/2018	7/2018- 6/2019	7/2019- 6/2020
County:	St. Louis City	Bridge improvements on the Illinois approach to the Poplar Street Bridge. \$1,869,000				Engineering:	5	133	0	0	0
Route:	IS 64 St. Clair	IDOT funds for construction. Project involves Illinois approach to bridge A1500.				R/W:	0	0	0	0	0
Job No.:	County, IL					Construction:	0	1,869	0	0	0
Length:	612377D					FFOS:	0	1,869	0	0	0
Fund Cat:	0.52 MPO: Y					Payments:	0	0	0	0	0
Sec Cat:	Major Projects & Emerging Needs	AC-State:	119	State:	14						
TIP #:	System Expansion	Awd Date:	Winter 16	Anticipated Fed Cat:	NHPP						
		Future Cost:	0	Estimate Total:	2,007						
County:	Various	Job Order Contracting for concrete pavement repair at various primary route locations in				Engineering:	0	43	0	0	0
Route:	Various	the St. Louis District.				R/W:	0	0	0	0	0
Job No.:	013002K					Construction:	0	600	0	0	0
Length:	0.00 MPO: Y					FFOS:	0	0	0	0	0
Fund Cat:	Statewide Interstate And Major Bridge	Fed:	579	State:	64	Payments:	0	0	0	0	0
Sec Cat:	Preventive Maint	Awd Date:	2016	Anticipated Fed Cat:	NHPP						
TIP #:		Future Cost:	0	Estimate Total:	643						
County:	Various	Job Order Contracting for asphalt pavement repair at various interstate locations in				Engineering:	0	43	0	0	0
Route:	Various	Franklin and Jefferson Counties.				R/W:	0	0	0	0	0
Job No.:	013002L					Construction:	0	600	0	0	0
Length:	0.00 MPO: Y					FFOS:	0	0	0	0	0
Fund Cat:	Statewide Interstate And Major Bridge	Fed:	579	State:	64	Payments:	0	0	0	0	0
Sec Cat:	Preventive Maint	Awd Date:	2016	Anticipated Fed Cat:	NHPP						
TIP #:		Future Cost:	0	Estimate Total:	643						
County:	Various	Job Order Contracting for asphalt pavement repair at various interstate locations in St.				Engineering:	0	57	0	0	0
Route:	Various	Charles and St. Louis Counties and St. Louis City.				R/W:	0	0	0	0	0
Job No.:	013002M					Construction:	0	800	0	0	0
Length:	0.00 MPO: Y					FFOS:	0	0	0	0	0
Fund Cat:	Statewide Interstate And Major Bridge	Fed:	771	State:	86	Payments:	0	0	0	0	0
Sec Cat:	Preventive Maint	Awd Date:	2016	Anticipated Fed Cat:	NHPP						
TIP #:		Future Cost:	0	Estimate Total:	857						
County:	Various	Enhancement projects at various primary locations in the St. Louis District. \$1,850,000				Engineering:	0	0	0	0	0
Route:	Various	Statewide Transportation Enhancement funds.				R/W:	0	0	0	0	0
Job No.:	0P3011G					Construction:	0	1,850	0	0	0
Length:	0.00 MPO: Y					FFOS:	0	1,850	0	0	0
Fund Cat:	Major Projects & Emerging Needs	Fed:	1,480	State:	370	Payments:	0	0	0	0	0
Sec Cat:	Enhancements	Awd Date:	2016	Anticipated Fed Cat:	S.T.P.						
TIP #:		Future Cost:	0	Estimate Total:	1,850						

* Subject to the approval of the Transportation Improvement Plan by the governing Metropolitan Planning Organization.



2016-2020 Highway and Bridge Construction Schedule

Transportation Planning

P.O. Box 270
Jefferson City, MO 65102

Construction contingency applied to construction cost in the year the project is awarded.

Three percent project growth factor compounded annually is applied to right-of-way and construction costs in program years 2, 3, 4, and 5.

No inflation is applied to the Funding From Other Sources (FFOS) or Payments.

Engineering includes PE costs, CE costs and R/W incidentals.

Construction contingency applied to construction cost in the year the project is awarded. Three percent project growth factor compounded annually is applied to right-of-way and construction costs in program years 2, 3, 4, and 5. No inflation is applied to the Funding From Other Sources (FFOS) or Payments. Engineering includes PE costs, CE costs and R/W incidentals.											STATE FISCAL YEAR PROJECT BUDGETING						
											Prior Prog.	7/2015- 6/2016	7/2016- 6/2017	7/2017- 6/2018	7/2018- 6/2019	7/2019- 6/2020	
County: Various	Engineering services contract to create traffic diversion plans from various interstates to various routes in the St Louis District. \$464,000 Congestion Mitigation and Air Quality funds. \$50,000 St.Charles County funds.										Engineering:	1	1	0	0	0	0
Route: Various											R/W:	0	0	0	0	0	0
Job No.: 6I3087											Construction:	0	581	0	0	0	0
Length: 0.00	MPO: Y									FFOS:	0	514	0	0	0	0	
Fund Cat: Taking Care Of System	Fed: 466 State: 66 Local: 50								Payments:	0	0	0	0	0	0		
Sec Cat: Systems Operations	Awd Date: N/A	Anticipated Fed Cat: C.M.A.Q.															
TIP #:	Future Cost: 0 Estimate Total: 583																
County: Various	Installation of flashing yellow arrows to existing traffic signals on Rtes. 100, 367, I-44, I-55, I-64, I-70, I-170, and I-270. \$341,541 Congestion Mitigation and Air Quality Improvement Program funds.										Engineering:	0	35	37	0	0	0
Route: Various											R/W:	0	0	0	0	0	0
Job No.: 6I3122											Construction:	0	0	366	0	0	0
Length: 0.00	MPO: Y									FFOS:	0	0	313	0	0	0	
Fund Cat: Taking Care Of System	Fed: 351 State: 87 Local: 0								Payments:	0	0	0	0	0	0		
Sec Cat: Systems Operations	Awd Date: Summer 16	Anticipated Fed Cat: C.M.A.Q.															
TIP #: 6471-15	Future Cost: 0 Estimate Total: 438																
County: Various	Job Order Contracting for asphalt pavement improvements (non-interstate) at various primary route locations in the St. Louis District.										Engineering:	5	89	0	0	0	0
Route: Various											R/W:	0	0	0	0	0	0
Job No.: 6P2421											Construction:	0	1,250	0	0	0	0
Length: 0.00	MPO: Y									FFOS:	0	0	0	0	0	0	
Fund Cat: Taking Care Of System	AC-State: 1,071 State: 268 Local: 0								Payments:	0	0	0	0	0	0		
Sec Cat: Preventive Maint	Awd Date: Spring 16	Anticipated Fed Cat: S.T.P.															
TIP #: 5547-14	Future Cost: 0 Estimate Total: 1,344																
County: Various	Job Order Contracting for concrete pavement improvements (non-interstate) at various primary route locations in the St. Louis District.										Engineering:	5	54	0	0	0	0
Route: Various											R/W:	0	0	0	0	0	0
Job No.: 6P2421B											Construction:	0	750	0	0	0	0
Length: 0.00	MPO: Y									FFOS:	0	0	0	0	0	0	
Fund Cat: Taking Care Of System	AC-State: 643 State: 161 Local: 0								Payments:	0	0	0	0	0	0		
Sec Cat: Preventive Maint	Awd Date: Spring 16	Anticipated Fed Cat: S.T.P.															
TIP #: 5547B-14	Future Cost: 0 Estimate Total: 809																
County: Various	Job Order Contracting for bridge repairs at various primary route locations in the St. Louis District.										Engineering:	7	143	0	0	0	0
Route: Various											R/W:	0	0	0	0	0	0
Job No.: 6P3013											Construction:	0	2,000	0	0	0	0
Length: 0.00	MPO: Y									FFOS:	0	0	0	0	0	0	
Fund Cat: Taking Care Of System	AC-State: 1,714 State: 429 Local: 0								Payments:	0	0	0	0	0	0		
Sec Cat: Preventive Maint	Awd Date: Winter 16	Anticipated Fed Cat: S.T.P.															
TIP #: 5728-15	Future Cost: 0 Estimate Total: 2,150																

* Subject to the approval of the Transportation Improvement Plan by the governing Metropolitan Planning Organization.



2016-2020 Highway and Bridge Construction Schedule

Transportation Planning

P.O. Box 270
Jefferson City, MO 65102

Construction contingency applied to construction cost in the year the project is awarded.

Three percent project growth factor compounded annually is applied to right-of-way and construction costs in program years 2, 3, 4, and 5.

No inflation is applied to the Funding From Other Sources (FFOS) or Payments.

Engineering includes PE costs, CE costs and R/W incidentals.

						STATE FISCAL YEAR PROJECT BUDGETING					
						Prior Prog.	7/2015- 6/2016	7/2016- 6/2017	7/2017- 6/2018	7/2018- 6/2019	7/2019- 6/2020
County: Various	Bridge improvements at various primary locations in the St Louis District.					Engineering:	0	0	0	0	0
Route: Various						R/W:	0	0	0	0	0
Job No.: 6P3066						Construction:	0	0	0	6,136	0
Length: 0.00	MPO: Y					FFOS:	0	0	0	0	0
Fund Cat: Taking Care Of System					Fed: 4,909 State: 1,227 Local: 0	Payments:	0	0	0	0	0
Sec Cat: Rehab And Reconst	Awd Date: 2019	Anticipated Fed Cat: NHPP									
TIP #:	Future Cost: 0				Estimate Total: 6,136						
County: Various	Pavement improvements at various locations.					Engineering:	0	0	0	0	0
Route: Various						R/W:	0	0	0	0	0
Job No.: 6P3067						Construction:	0	0	0	7,382	0
Length: 0.00	MPO: Y					FFOS:	0	0	0	0	0
Fund Cat: Taking Care Of System					Fed: 5,906 State: 1,476 Local: 0	Payments:	0	0	0	0	0
Sec Cat: Rehab And Reconst	Awd Date: 2019	Anticipated Fed Cat: NHPP									
TIP #:	Future Cost: 0				Estimate Total: 7,382						
County: Various	Job Order Contracting for guardrail repair at various locations in St. Louis City and St. Louis County.					Engineering:	2	68	0	0	0
Route: Various						R/W:	0	0	0	0	0
Job No.: 6P3094						Construction:	0	954	0	0	0
Length: 0.00	MPO: Y					FFOS:	0	0	0	0	0
Fund Cat: Taking Care Of System					AC-State: 817 State: 205 Local: 0	Payments:	0	0	0	0	0
Sec Cat: Routine Maintenance	Awd Date: Spring 16	Anticipated Fed Cat: S.T.P.									
TIP #:	Future Cost: 0				Estimate Total: 1,024						
County: Various	Job Order Contracting for guard cable repair at various locations in the St. Louis District.					Engineering:	2	41	0	0	0
Route: Various						R/W:	0	0	0	0	0
Job No.: 6P3095						Construction:	0	558	0	0	0
Length: 0.00	MPO: Y					FFOS:	0	0	0	0	0
Fund Cat: Taking Care Of System					AC-State: 478 State: 121 Local: 0	Payments:	0	0	0	0	0
Sec Cat: Routine Maintenance	Awd Date: Spring 16	Anticipated Fed Cat: S.T.P.									
TIP #:	Future Cost: 0				Estimate Total: 601						
County: Various	Job Order Contracting for fence repair at various locations in the St. Louis District.					Engineering:	2	31	0	0	0
Route: Various						R/W:	0	0	0	0	0
Job No.: 6P3096						Construction:	0	404	0	0	0
Length: 0.00	MPO: Y					FFOS:	0	0	0	0	0
Fund Cat: Taking Care Of System					Fed: 0 State: 435 Local: 0	Payments:	0	0	0	0	0
Sec Cat: Routine Maintenance	Awd Date: Spring 16	Anticipated Fed Cat: State									
TIP #:	Future Cost: 0				Estimate Total: 437						

* Subject to the approval of the Transportation Improvement Plan by the governing Metropolitan Planning Organization.



2016-2020 Highway and Bridge Construction Schedule

Transportation Planning

P.O. Box 270
Jefferson City, MO 65102

Construction contingency applied to construction cost in the year the project is awarded.

Three percent project growth factor compounded annually is applied to right-of-way and construction costs in program years 2, 3, 4, and 5.

No inflation is applied to the Funding From Other Sources (FFOS) or Payments.

Engineering includes PE costs, CE costs and R/W incidentals.

Construction contingency applied to construction cost in the year the project is awarded. Three percent project growth factor compounded annually is applied to right-of-way and construction costs in program years 2, 3, 4, and 5. No inflation is applied to the Funding From Other Sources (FFOS) or Payments. Engineering includes PE costs, CE costs and R/W incidentals.											STATE FISCAL YEAR PROJECT BUDGETING					
											Prior Prog.	7/2015- 6/2016	7/2016- 6/2017	7/2017- 6/2018	7/2018- 6/2019	7/2019- 6/2020
County: Various Route: Various Job No.: 6P3117 Length: 0.00 MPO: Y Fund Cat: Taking Care Of System Sec Cat: Routine Maintenance Awd Date: Spring 16 TIP #: Future Cost: 0 Estimate Total: 500	Job Order Contracting for guardrail repair at various locations in Franklin and Jefferson Counties.					Engineering: 0	37	0	0	0	0					
						R/W: 0	0	0	0	0	0					
						Construction: 0	463	0	0	0	0					
						FFOS: 0	0	0	0	0	0					
						Payments: 0	0	0	0	0	0					
County: Various Route: Various Job No.: 6P3319 Length: 0.00 MPO: Y Fund Cat: Safety Sec Cat: Urban Safety Awd Date: 2017 TIP #: Future Cost: 0 Estimate Total: 103	On-call work zone enforcement at various locations in the St. Louis District.					Engineering: 0	0	0	0	0	0					
						R/W: 0	0	0	0	0	0					
						Construction: 0	0	103	0	0	0					
						FFOS: 0	0	0	0	0	0					
						Payments: 0	0	0	0	0	0					
County: Various Route: Various Job No.: 6Q3088B Length: 0.00 MPO: Y Fund Cat: Taking Care Of System Sec Cat: Systems Operations Awd Date: N/A TIP #: Future Cost: 0 Estimate Total: 434	Engineering services contract for system integration of central traffic signal control system at various signalized intersections throughout the St. Louis District. \$345,454 Congestion Mitigation and Air Quality Improvement Program funds.					Engineering: 1	1	0	0	0	0					
						R/W: 0	0	0	0	0	0					
						Construction: 0	432	0	0	0	0					
						FFOS: 0	345	0	0	0	0					
						Payments: 0	0	0	0	0	0					
County: Various Route: Various Job No.: 6S3120 Length: 0.00 MPO: Y Fund Cat: Taking Care Of System Sec Cat: Systems Operations Awd Date: 2016 TIP #: Future Cost: 0 Estimate Total: 535	Engineering services contract for signal optimization on Rtes. 100, 115, 367, AC, N, U, and B in St. Louis City and County. \$428,000 Congestion Mitigation and Air Quality Improvement Program funds.					Engineering: 0	0	0	0	0	0					
						R/W: 0	0	0	0	0	0					
						Construction: 0	535	0	0	0	0					
						FFOS: 0	428	0	0	0	0					
						Payments: 0	0	0	0	0	0					
County: Various Route: Various Job No.: 6S3121 Length: 0.00 MPO: Y Fund Cat: Taking Care Of System Sec Cat: Systems Operations Awd Date: 2016 TIP #: Future Cost: 0 Estimate Total: 525	Engineering services contract for signal optimization on Rtes. 30, 100, 267, and interchanges along I-64 in St. Louis City and County and Rte. 50 in Franklin County. \$420,000 Congestion Mitigation and Air Quality Improvement Program funds.					Engineering: 0	0	0	0	0	0					
						R/W: 0	0	0	0	0	0					
						Construction: 0	525	0	0	0	0					
						FFOS: 0	420	0	0	0	0					
						Payments: 0	0	0	0	0	0					

* Subject to the approval of the Transportation Improvement Plan by the governing Metropolitan Planning Organization.



2016-2020 Highway and Bridge Construction Schedule

Transportation Planning

P.O. Box 270
Jefferson City, MO 65102

Construction contingency applied to construction cost in the year the project is awarded.
Three percent project growth factor compounded annually is applied to right-of-way and construction costs in program years 2, 3, 4, and 5.
No inflation is applied to the Funding From Other Sources (FFOS) or Payments.
Engineering includes PE costs, CE costs and R/W incidentals.

STATE FISCAL YEAR PROJECT BUDGETING						
	Prior Prog.	7/2015- 6/2016	7/2016- 6/2017	7/2017- 6/2018	7/2018- 6/2019	7/2019- 6/2020
FFOS:	788	50,050	313	0	0	0
Total R/W:	1,624	1,969	37	0	0	0
Total Construction:	0	234,304	23,757	34,414	16,213	15,878
Paybacks:	0	0	0	0	0	0
Sub-Total:	1,624	236,273	23,794	34,414	16,213	15,878
Total Engineering:	14,887	18,088	2,038	2,981	99	963
Grand Total:	16,511	254,361	25,832	37,395	16,312	16,841

	2016	2017	2018	2019	2020
State	31,129	3,405	3,741	3,261	1,683
AC-State	109,201	0	0	0	0
Local	26,767	0	0	0	0
Sub-total State	167,097	3,405	3,741	3,261	1,683
Federal					
Sub-total Federal	87,264	22,427	33,654	13,051	15,158
Grand Total	254,361	25,832	37,395	16,312	16,841

Project Count: 75

* Subject to the approval of the Transportation Improvement Plan by the governing Metropolitan Planning Organization.

Jun-10-2015

Section 4 - 1

District St. Louis

TMA

Dollars in Thousands



MoDOT's St Louis District

TMA: East-West Gateway Council of Governments

PAYMENT PROJECTS

(Note: The following MoDOT projects are located inside the St Louis Metropolitan Planning area boundary.)



2016-2020 Highway and Bridge Construction Schedule

Construction contingency applied to construction cost in the year the project is awarded.

Three percent project growth factor compounded annually is applied to right-of-way and construction costs in program years 2, 3, 4, and 5.

No inflation is applied to the Funding From Other Sources (FFOS) or Payments.

Engineering includes PE costs, CE costs and R/W incidentals.

Construction contingency applied to construction cost in the year the project is awarded. Three percent project growth factor compounded annually is applied to right-of-way and construction costs in program years 2, 3, 4, and 5. No inflation is applied to the Funding From Other Sources (FFOS) or Payments. Engineering includes PE costs, CE costs and R/W incidentals.							STATE FISCAL YEAR PROJECT BUDGETING						
							Prior Prog.	7/2015- 6/2016	7/2016- 6/2017	7/2017- 6/2018	7/2018- 6/2019	7/2019- 6/2020	
County: Franklin	Payment to Pacific for improvements at I-44 / Viaduct Street interchange and Viaduct Street / Thornton Road intersection. To be let by Pacific as CMAQ-9900(641). \$1,493,830						Engineering:	0	0	0	0	0	0
Route: RP IS44W TO LP44							R/W:	0	0	0	0	0	0
Job No.: 6S3101	CMAQ funds and MoDOT maximum \$303,000.						Construction:	0	0	0	0	0	0
Length: 0.35	MPO: Y					FFOS:	0	1,494	0	0	0	0	
Fund Cat: Major Projects & Emerging Needs			Fed: 1,438	State: 359	Local: 0	Payments:	0	1,797	0	0	0	0	
Sec Cat: System Expansion	Awd Date: N/A	Anticipated Fed Cat: C.M.A.Q.											
TIP #:	Future Cost: 0		Estimate Total: 1,797										
County: St. Charles	Payback to O'Fallon for Right of way on Page Avenue Phase 3. Payback will be included as part of MoDOT's contribution for 6U1028. Right of way forward funded by O'Fallon.						Engineering:	0	0	0	0	0	0
Route: MO 364							R/W:	0	0	0	0	0	0
Job No.: 6U1028Z							Construction:	0	0	0	0	0	0
Length: 12.68	MPO: Y					FFOS:	0	0	0	0	0	0	
Fund Cat: Major Projects & Emerging Needs			Fed: 0	State: 6,585	Local: 0	Payments:	0	6,585	0	0	0	0	
Sec Cat: System Expansion	Awd Date: N/A	Anticipated Fed Cat: State											
TIP #: 6006Z-16	Future Cost: 0		Estimate Total: 6,585										
County: St. Charles	Payment to IDOT for bridge improvements on the Clark Bridge. Project involves bridge A4278. Project will be let by IDOT.						Engineering:	0	0	0	0	0	0
Route: US 67							R/W:	0	0	0	0	0	0
Job No.: 6P3039							Construction:	0	0	0	0	0	0
Length: 0.20	MPO: Y					FFOS:	0	0	0	0	0	0	
Fund Cat: Statewide Interstate And Major Bridge			Fed: 120	State: 30	Local: 0	Payments:	0	0	0	150	0	0	
Sec Cat: Rehab And Reconst	Awd Date: N/A	Anticipated Fed Cat: NHPP											
TIP #:	Future Cost: 0		Estimate Total: 150										
County: St. Louis	Payback for project 6I0978 from west of Spoede Road to west of Sarah Street. Payment of \$13.5 million per year from 2011 to 2025.						Engineering:	0	0	0	0	0	0
Route: IS 64							R/W:	0	0	0	0	0	0
Job No.: 6I0978Z							Construction:	0	0	0	0	0	0
Length: 9.02	MPO: Y					FFOS:	0	0	0	0	0	0	
Fund Cat: Major Projects & Emerging Needs			Fed: 0	State: 67,500	Local: 0	Payments:	67,500	13,500	13,500	13,500	13,500	13,500	
Sec Cat: System Expansion	Awd Date: N/A	Anticipated Fed Cat: State											
TIP #: 2606D-11	Future Cost: 50,001 - 75,000		Estimate Total: 135,000										
County: St. Louis	ITS operations, MoDOT staff, equipment maintenance and Transporation Management Center (TMC) operations at the TMC building.						Engineering:	0	0	0	0	0	0
Route: IS 64							R/W:	0	0	0	0	0	0
Job No.: 6Q2344C							Construction:	0	0	0	0	0	0
Length: 0.27	MPO: Y					FFOS:	0	0	0	0	0	0	
Fund Cat: Major Projects & Emerging Needs			Fed: 664	State: 166	Local: 0	Payments:	0	830	0	0	0	0	
Sec Cat: Systems Operations	Awd Date: N/A	Anticipated Fed Cat: S.T.P.											
TIP #: 5512C-16	Future Cost: 0		Estimate Total: 830										

* Subject to the approval of the Transportation Improvement Plan by the governing Metropolitan Planning Organization.



2016-2020 Highway and Bridge Construction Schedule

Transportation Planning

P.O. Box 270
Jefferson City, MO 65102

Construction contingency applied to construction cost in the year the project is awarded.

Three percent project growth factor compounded annually is applied to right-of-way and construction costs in program years 2, 3, 4, and 5.

No inflation is applied to the Funding From Other Sources (FFOS) or Payments.

Engineering includes PE costs, CE costs and R/W incidentals.

						STATE FISCAL YEAR PROJECT BUDGETING					
						Prior Prog.	7/2015- 6/2016	7/2016- 6/2017	7/2017- 6/2018	7/2018- 6/2019	7/2019- 6/2020
County: St. Louis	ITS operations, contract staffing and professional services at the Transportation Management Center (TMC) building.					Engineering:	0	0	0	0	0
Route: IS 64						R/W:	0	0	0	0	0
Job No.: 6Q2344D						Construction:	0	0	0	0	0
Length: 0.27	MPO: Y					FFOS:	0	0	0	0	0
Fund Cat: Major Projects & Emerging Needs					Fed: 1,600 State: 400 Local: 0	Payments:	0	2,000	0	0	0
Sec Cat: Systems Operations	Awd Date: N/A	Anticipated Fed Cat: S.T.P.									
TIP #: 5512D-16	Future Cost: 0				Estimate Total: 2,000						
County: St. Louis	ITS operations, MoDOT staff, equipment maintenance and Transportation Management Center (TMC) operations at the TMC building.					Engineering:	0	0	0	0	0
Route: IS 64						R/W:	0	0	0	0	0
Job No.: 6Q3000C						Construction:	0	0	0	0	0
Length: 0.26	MPO: Y					FFOS:	0	0	0	0	0
Fund Cat: Major Projects & Emerging Needs					Fed: 664 State: 166 Local: 0	Payments:	0	0	830	0	0
Sec Cat: Systems Operations	Awd Date: N/A	Anticipated Fed Cat: S.T.P.									
TIP #: 5512D-16	Future Cost: 0				Estimate Total: 830						
County: St. Louis	ITS operations, contract staffing and professional services at the Transportation Management Center (TMC) building.					Engineering:	0	0	0	0	0
Route: IS 64						R/W:	0	0	0	0	0
Job No.: 6Q3000D						Construction:	0	0	0	0	0
Length: 0.26	MPO: Y					FFOS:	0	0	0	0	0
Fund Cat: Major Projects & Emerging Needs					Fed: 1,600 State: 400 Local: 0	Payments:	0	0	2,000	0	0
Sec Cat: Systems Operations	Awd Date: N/A	Anticipated Fed Cat: S.T.P.									
TIP #: 5512D-16	Future Cost: 0				Estimate Total: 2,000						
County: St. Louis	ITS operations, MoDOT staff, equipment maintenance and Transportation Management Center (TMC) operations at the TMC building.					Engineering:	0	0	0	0	0
Route: IS 64						R/W:	0	0	0	0	0
Job No.: 6Q3053C						Construction:	0	0	0	0	0
Length: 0.00	MPO: Y					FFOS:	0	0	0	0	0
Fund Cat: Major Projects & Emerging Needs					Fed: 664 State: 166 Local: 0	Payments:	0	0	0	830	0
Sec Cat: Systems Operations	Awd Date: N/A	Anticipated Fed Cat: S.T.P.									
TIP #: 5948B-18	Future Cost: 0				Estimate Total: 830						
County: St. Louis	ITS operations, contract staffing and professional services at the Transportation Management Center (TMC) building.					Engineering:	0	0	0	0	0
Route: IS 64						R/W:	0	0	0	0	0
Job No.: 6Q3053D						Construction:	0	0	0	0	0
Length: 0.00	MPO: Y					FFOS:	0	0	0	0	0
Fund Cat: Major Projects & Emerging Needs					Fed: 1,600 State: 400 Local: 0	Payments:	0	0	0	2,000	0
Sec Cat: Systems Operations	Awd Date: N/A	Anticipated Fed Cat: S.T.P.									
TIP #: 5948C-18	Future Cost: 0				Estimate Total: 2,000						

* Subject to the approval of the Transportation Improvement Plan by the governing Metropolitan Planning Organization.



2016-2020 Highway and Bridge Construction Schedule

Transportation Planning

P.O. Box 270
Jefferson City, MO 65102

Construction contingency applied to construction cost in the year the project is awarded.

Three percent project growth factor compounded annually is applied to right-of-way and construction costs in program years 2, 3, 4, and 5.

No inflation is applied to the Funding From Other Sources (FFOS) or Payments.

Engineering includes PE costs, CE costs and R/W incidentals.

						STATE FISCAL YEAR PROJECT BUDGETING					
						Prior Prog.	7/2015- 6/2016	7/2016- 6/2017	7/2017- 6/2018	7/2018- 6/2019	7/2019- 6/2020
County:	St. Louis City	Payment to IDOT for bridge improvements on the Chain of Rocks Bridge. Project involves bridge A0890. To be let by IDOT.				Engineering:	0	0	0	0	0
Route:	IS 270					R/W:	0	0	0	0	0
Job No.:	613040					Construction:	0	0	0	0	0
Length:	0.52	MPO:	Y			FFOS:	0	0	0	0	0
Fund Cat:	Statewide Interstate And Major Bridge	Fed:	135	State:	15	Local:	0				
Sec Cat:	Rehab And Reconst	Awd Date:	N/A	Anticipated Fed Cat:	NHPP	Payments:	0	0	150	0	0
TIP #:		Future Cost:	0	Estimate Total:	150						
County:	St. Louis City	Payback for 6I0984 and 6U1086 to construct new Mississippi River Bridge. Payment of \$8.4 million per year from 2011 to 2025. Project involves bridge A6500.				Engineering:	0	0	0	0	0
Route:	IS 70					R/W:	0	0	0	0	0
Job No.:	6I0984Z					Construction:	0	0	0	0	0
Length:	0.52	MPO:	Y			FFOS:	0	0	0	0	0
Fund Cat:	Major Projects & Emerging Needs	Fed:	0	State:	42,000	Local:	0				
Sec Cat:	System Expansion	Awd Date:	N/A	Anticipated Fed Cat:	State	Payments:	42,000	8,400	8,400	8,400	8,400
TIP #:	3479Z-11	Future Cost:	25,001 - 50,000	Estimate Total:	84,000						
County:	St. Louis City	Payment to IDOT for bridge improvements on the Martin Luther King Bridge. Project involves bridge A4856. Project will be let by IDOT.				Engineering:	0	0	0	0	0
Route:	MO 799					R/W:	0	0	0	0	0
Job No.:	6P2386					Construction:	0	0	0	0	0
Length:	0.39	MPO:	Y			FFOS:	0	0	0	0	0
Fund Cat:	Statewide Interstate And Major Bridge	Fed:	6,000	State:	1,500	Local:	0				
Sec Cat:	Rehab And Reconst	Awd Date:	N/A	Anticipated Fed Cat:	NHPP	Payments:	600	0	7,500	0	0
TIP #:	5535-15	Future Cost:	0	Estimate Total:	8,100						
County:	St. Louis City	Payment to IDOT for bridge improvements on the Martin Luther King Bridge. Project involves bridge A4856. Project will be let by IDOT.				Engineering:	0	0	0	0	0
Route:	MO 799					R/W:	0	0	0	0	0
Job No.:	6P3011					Construction:	0	0	0	0	0
Length:	0.39	MPO:	Y			FFOS:	0	0	0	0	0
Fund Cat:	Statewide Interstate And Major Bridge	Fed:	68	State:	17	Local:	0				
Sec Cat:	Preventive Maint	Awd Date:	N/A	Anticipated Fed Cat:	NHPP	Payments:	0	0	0	0	85
TIP #:	5737-16	Future Cost:	0	Estimate Total:	85						
County:	Various	Payback beginning in SFY 2008 for Safe and Sound bridges for the St Louis District.				Engineering:	0	0	0	0	0
Route:	Various					R/W:	30	0	0	0	0
Job No.:	5B0800U					Construction:	0	0	0	0	0
Length:	0.00	MPO:	Y			FFOS:	30	0	0	0	0
Fund Cat:	Taking Care Of System	Fed:	0	State:	6,365	Local:	0				
Sec Cat:	Rehab And Reconst	Awd Date:	N/A	Anticipated Fed Cat:	State	Payments:	6,459	1,273	1,273	1,273	1,273
TIP #:	4772-08	Future Cost:	15,001 - 25,000	Estimate Total:	12,854						

* Subject to the approval of the Transportation Improvement Plan by the governing Metropolitan Planning Organization.



2016-2020 Highway and Bridge Construction Schedule

Construction contingency applied to construction cost in the year the project is awarded.

Three percent project growth factor compounded annually is applied to right-of-way and construction costs in program years 2, 3, 4, and 5.

No inflation is applied to the Funding From Other Sources (FFOS) or Payments.

Engineering includes PE costs, CE costs and R/W incidentals.

Construction contingency applied to construction cost in the year the project is awarded. Three percent project growth factor compounded annually is applied to right-of-way and construction costs in program years 2, 3, 4, and 5. No inflation is applied to the Funding From Other Sources (FFOS) or Payments. Engineering includes PE costs, CE costs and R/W incidentals.											STATE FISCAL YEAR PROJECT BUDGETING					
											Prior Prog.	7/2015- 6/2016	7/2016- 6/2017	7/2017- 6/2018	7/2018- 6/2019	7/2019- 6/2020
County: Various Route: Various Job No.: 6I3098 Length: 0.00 MPO: Y Fund Cat: Safety																

* Subject to the approval of the Transportation Improvement Plan by the governing Metropolitan Planning Organization.



2016-2020 Highway and Bridge Construction Schedule

Transportation Planning

P.O. Box 270
Jefferson City, MO 65102

Construction contingency applied to construction cost in the year the project is awarded.

Three percent project growth factor compounded annually is applied to right-of-way and construction costs in program years 2, 3, 4, and 5.

No inflation is applied to the Funding From Other Sources (FFOS) or Payments.

Engineering includes PE costs, CE costs and R/W incidentals.

						STATE FISCAL YEAR PROJECT BUDGETING					
						Prior Prog.	7/2015- 6/2016	7/2016- 6/2017	7/2017- 6/2018	7/2018- 6/2019	7/2019- 6/2020
County: Various	ITS maintenance and operations at various locations.					Engineering:	0	0	0	0	0
Route: Various						R/W:	0	0	0	0	0
Job No.: 6Q3000E						Construction:	0	0	0	0	0
Length: 0.00	MPO: Y					FFOS:	0	0	0	0	0
Fund Cat: Major Projects & Emerging Needs	Fed: 960 State: 240 Local: 0					Payments:	0	0	1,200	0	0
Sec Cat: Systems Operations	Awd Date: N/A Anticipated Fed Cat: S.T.P.										
TIP #: 	Future Cost: 0 Estimate Total: 1,200										
County: Various	ITS system preservation, repairs and upgrades throughout the St. Louis District.					Engineering:	0	0	0	0	0
Route: Various						R/W:	0	0	0	0	0
Job No.: 6Q3000F						Construction:	0	0	0	0	0
Length: 0.00	MPO: Y					FFOS:	0	0	0	0	0
Fund Cat: Major Projects & Emerging Needs	Fed: 612 State: 153 Local: 0					Payments:	0	0	765	0	0
Sec Cat: Systems Operations	Awd Date: N/A Anticipated Fed Cat: S.T.P.										
TIP #: 5736-17	Future Cost: 0 Estimate Total: 765										
County: Various	Motorist Assist operations and staff in the St. Louis District. These funds will be transferred to the District Operations budget.					Engineering:	0	0	0	0	0
Route: Various						R/W:	0	0	0	0	0
Job No.: 6Q3053B						Construction:	0	0	0	0	0
Length: 0.00	MPO: Y					FFOS:	0	0	0	0	0
Fund Cat: Major Projects & Emerging Needs	Fed: 1,668 State: 417 Local: 0					Payments:	0	0	0	2,085	0
Sec Cat: Systems Operations	Awd Date: N/A Anticipated Fed Cat: S.T.P.										
TIP #: 	Future Cost: 0 Estimate Total: 2,085										
County: Various	ITS maintenance and operations at various locations.					Engineering:	0	0	0	0	0
Route: Various						R/W:	0	0	0	0	0
Job No.: 6Q3053E						Construction:	0	0	0	0	0
Length: 0.00	MPO: Y					FFOS:	0	0	0	0	0
Fund Cat: Major Projects & Emerging Needs	Fed: 960 State: 240 Local: 0					Payments:	0	0	0	1,200	0
Sec Cat: Systems Operations	Awd Date: N/A Anticipated Fed Cat: S.T.P.										
TIP #: 	Future Cost: 0 Estimate Total: 1,200										
County: Various	ITS system preservation, repairs and upgrades throughout the St. Louis District.					Engineering:	0	0	0	0	0
Route: Various						R/W:	0	0	0	0	0
Job No.: 6Q3053F						Construction:	0	0	0	0	0
Length: 0.00	MPO: Y					FFOS:	0	0	0	0	0
Fund Cat: Major Projects & Emerging Needs	Fed: 612 State: 153 Local: 0					Payments:	0	0	0	765	0
Sec Cat: Systems Operations	Awd Date: N/A Anticipated Fed Cat: S.T.P.										
TIP #: 5948E-18	Future Cost: 0 Estimate Total: 765										

* Subject to the approval of the Transportation Improvement Plan by the governing Metropolitan Planning Organization.

Jun-10-2015

Section 4 - 5

District St. Louis

TMA

Dollars in Thousands



2016-2020 Highway and Bridge Construction Schedule

Transportation Planning

P.O. Box 270
Jefferson City, MO 65102

Construction contingency applied to construction cost in the year the project is awarded.

Three percent project growth factor compounded annually is applied to right-of-way and construction costs in program years 2, 3, 4, and 5.

No inflation is applied to the Funding From Other Sources (FFOS) or Payments.

Engineering includes PE costs, CE costs and R/W incidentals.

						STATE FISCAL YEAR PROJECT BUDGETING					
						Prior Prog.	7/2015- 6/2016	7/2016- 6/2017	7/2017- 6/2018	7/2018- 6/2019	7/2019- 6/2020
County: Various	ITS upgrades throughout the St. Louis District.					Engineering:	5	104	0	0	0
Route: Various						R/W:	0	0	0	0	0
Job No.: 6Q3060B						Construction:	0	0	0	0	0
Length: 0.00	MPO: Y					FFOS:	0	0	0	0	0
Fund Cat: Taking Care Of System					Fed: 961 State: 241 Local: 0	Payments:	0	1,098	0	0	0
Sec Cat: Systems Operations	Awd Date: N/A	Anticipated Fed Cat: S.T.P.									
TIP #:	Future Cost: 0				Estimate Total: 1,207						
County: Various	ITS upgrades throughout the St. Louis District.					Engineering:	5	131	0	0	0
Route: Various						R/W:	0	0	0	0	0
Job No.: 6Q3060C						Construction:	0	0	0	0	0
Length: 0.00	MPO: Y					FFOS:	0	0	0	0	0
Fund Cat: Taking Care Of System					Fed: 1,226 State: 306 Local: 0	Payments:	0	1,401	0	0	0
Sec Cat: Systems Operations	Awd Date: N/A	Anticipated Fed Cat: S.T.P.									
TIP #:	Future Cost: 0				Estimate Total: 1,537						

* Subject to the approval of the Transportation Improvement Plan by the governing Metropolitan Planning Organization.

Jun-10-2015

Section 4 - 6

District St. Louis

TMA

Dollars in Thousands



2016-2020 Highway and Bridge Construction Schedule

Transportation Planning

P.O. Box 270
Jefferson City, MO 65102

Construction contingency applied to construction cost in the year the project is awarded.
Three percent project growth factor compounded annually is applied to right-of-way and construction costs in program years 2, 3, 4, and 5.
No inflation is applied to the Funding From Other Sources (FFOS) or Payments.
Engineering includes PE costs, CE costs and R/W incidentals.

STATE FISCAL YEAR PROJECT BUDGETING						
	Prior Prog.	7/2015- 6/2016	7/2016- 6/2017	7/2017- 6/2018	7/2018- 6/2019	7/2019- 6/2020
FFOS:	30	1,494	0	0	0	0
Total R/W:	30	0	0	0	0	0
Total Construction:	0	0	0	0	0	0
Paybacks:	116,559	41,249	37,703	30,203	23,173	23,258
Sub-Total:	116,589	41,249	37,703	30,203	23,173	23,258
Total Engineering:	10	235	0	0	0	0
Grand Total:	116,599	41,484	37,703	30,203	23,173	23,258

	2016	2017	2018	2019	2020
State	32,072	26,064	24,579	23,173	23,190
AC-State	0	0	0	0	0
Local	0	0	0	0	0
Sub-total State	32,072	26,064	24,579	23,173	23,190
Federal					
Sub-total Federal	9,412	11,639	5,624	0	68
Grand Total	41,484	37,703	30,203	23,173	23,258

Project Count: 27

* Subject to the approval of the Transportation Improvement Plan by the governing Metropolitan Planning Organization.



2016-2020 Highway and Bridge Construction Schedule

Transportation Planning

P.O. Box 270
Jefferson City, MO 65102

Construction contingency applied to construction cost in the year the project is awarded.
Three percent project growth factor compounded annually is applied to right-of-way and construction costs in program years 2, 3, 4, and 5.

No inflation is applied to the Funding From Other Sources (FFOS) or Payments.

Engineering includes PE costs, CE costs and R/W incidentals.

St. Louis

TMA

Total

STATE FISCAL YEAR PROJECT BUDGETING						
	Prior Prog.	7/2015- 6/2016	7/2016- 6/2017	7/2017- 6/2018	7/2018- 6/2019	7/2019- 6/2020
FFOS:	818	51,544	313	0	0	0
Total R/W:	1,654	1,969	37	0	0	0
Total Construction:	0	234,304	23,757	34,414	16,213	15,878
Paybacks:	116,559	41,249	37,703	30,203	23,173	23,258
Sub-Total:	118,213	277,522	61,497	64,617	39,386	39,136
Total Engineering:	14,897	18,323	2,038	2,981	99	963
Grand Total:	133,110	295,845	63,535	67,598	39,485	40,099

	2016	2017	2018	2019	2020
State	63,201	29,469	28,320	26,434	24,873
AC-State	109,201	0	0	0	0
Local	26,767	0	0	0	0
Sub-total State	199,169	29,469	28,320	26,434	24,873
Federal					
Sub-total Federal	96,676	34,066	39,278	13,051	15,226
Grand Total	295,845	63,535	67,598	39,485	40,099

Project Count: 102

* Subject to the approval of the Transportation Improvement Plan by the governing Metropolitan Planning Organization.

Jun-10-2015

Section 4 - 1

District St. Louis

TMA

Dollars in Thousands

District Program Summary

St. Louis

(Dollars in Millions)

Amounts include construction and right of way, excludes engineering.

State Fiscal Year	2016	2017	2018	2019	2020
Statewide Interstate And Major Bridge - Available					
Statewide Interstate And Major Bridge - FFOS	18.50	0.00	0.00	0.00	0.00
Statewide Interstate And Major Bridge - Fund Transfers	13.96	32.35	5.40	0.00	0.09
Statewide Interstate And Major Bridge - Carryover	-117.95	0.00	0.00	0.00	0.00
Award and Completed Project Adjustments	0.00	0.00	0.00	0.00	0.00
Statewide Interstate And Major Bridge - Total Available	-85.49	32.35	5.40	0.00	0.09
Statewide Interstate And Major Bridge - Programmed	75.10	21.73	12.93	0.00	0.09
Safety - Available	6.51	5.81	5.85	5.77	5.81
Safety - FFOS	2.46	0.00	0.00	0.00	0.00
Safety - Fund Transfers	0.00	0.00	0.00	0.00	0.00
Safety - Carryover	17.39	0.00	0.00	0.00	0.00
Award and Completed Project Adjustments	0.11	-0.01	0.02	0.08	0.00
Safety - Total Available	26.47	5.80	5.87	5.85	5.81
Safety - Programmed	6.49	0.10	0.00	0.00	0.00
Taking Care Of System - Available	57.87	51.84	51.97	51.30	51.67
Taking Care Of System - FFOS	5.94	0.31	0.00	0.00	0.00
Taking Care Of System - Fund Transfers	1.44	0.00	7.00	0.00	0.00
Taking Care Of System - Carryover	89.00	0.00	0.00	0.00	0.00
Award and Completed Project Adjustments	9.98	-1.84	4.15	-2.00	0.00
Taking Care Of System - Total Available	164.23	50.31	63.12	49.30	51.67
Taking Care Of System - Programmed	87.04	10.88	22.90	17.49	17.15
Major Projects & Emerging Needs - Available	29.38				
Major Projects & Emerging Needs - FFOS	24.65	0.00	0.00	0.00	0.00
Major Projects & Emerging Needs - Fund Transfers	7.85	0.40	0.00	0.00	0.00
Major Projects & Emerging Needs - Carryover	-84.52	0.00	0.00	0.00	0.00
Award and Completed Project Adjustments	7.91	-8.33	3.27	-13.87	0.00
Major Projects & Emerging Needs - Total Available	-14.73	-7.93	3.27	-13.87	0.00
Major Projects & Emerging Needs - Programmed	108.89	28.78	28.78	21.90	21.90
Statewide Major Projects & Emerging Needs - Available					
Statewide Major Projects & Emerging Needs - FFOS	0.00	0.00	0.00	0.00	0.00
Statewide Major Projects & Emerging Needs - Fund Transfers	0.00	0.00	0.00	0.00	0.00
Statewide Major Projects & Emerging Needs - Carryover	0.00	0.00	0.00	0.00	0.00
Award and Completed Project Adjustments	0.00	0.00	0.00	0.00	0.00
Statewide Major Projects & Emerging Needs - Total Available	0.00	0.00	0.00	0.00	0.00
Statewide Major Projects & Emerging Needs - Programmed	0.03	0.00	0.00	0.00	0.00
Statewide Amendment 3 - Available					
Statewide Amendment 3 - FFOS	0.00	0.00	0.00	0.00	0.00
Statewide Amendment 3 - Fund Transfers	0.00	0.00	0.00	0.00	0.00
Statewide Amendment 3 - Carryover	-12.93	0.00	0.00	0.00	0.00
Award and Completed Project Adjustments	0.00	0.00	0.00	0.00	0.00
Statewide Amendment 3 - Total Available	-12.93	0.00	0.00	0.00	0.00
Statewide Amendment 3 - Programmed	0.00	0.00	0.00	0.00	0.00
Total Categorized Funding Available by SFY	77.55	80.53	77.66	41.28	57.57
Total Flexible Funds Available	183.82	2.50	2.22	0.90	3.31
Adjustments	18.00	-10.18	7.44	-15.79	0.00
Carryovers	-109.01				
Total Available by SFY	261.37	83.03	79.88	42.18	60.88
Total Programmed by SFY	277.55	61.49	64.61	39.39	39.14

Note: Three percent inflation compounded annually applied to program years 2017 - 2020

Two percent construction contingency applied to construction.

St. Louis City

Map showing the Mississippi River, major highways (Interstates 270, 70, 64, 40, 44, 55, and State Route 30), and various labeled points of interest. The map includes a scale bar from 0 to 5 miles.

Points of Interest:

- 6I3034D-P
- 6I3030-B
- 6P3078-O
- 6P2289-O
- 6P2365-P
- 6P2290-O
- 6I3017-P
- 6I3111-P
- 6I3112-P
- 6I2377C-H
- 6I3025-O
- 6I3026-M
- 6I2332-B
- 6I3031-B

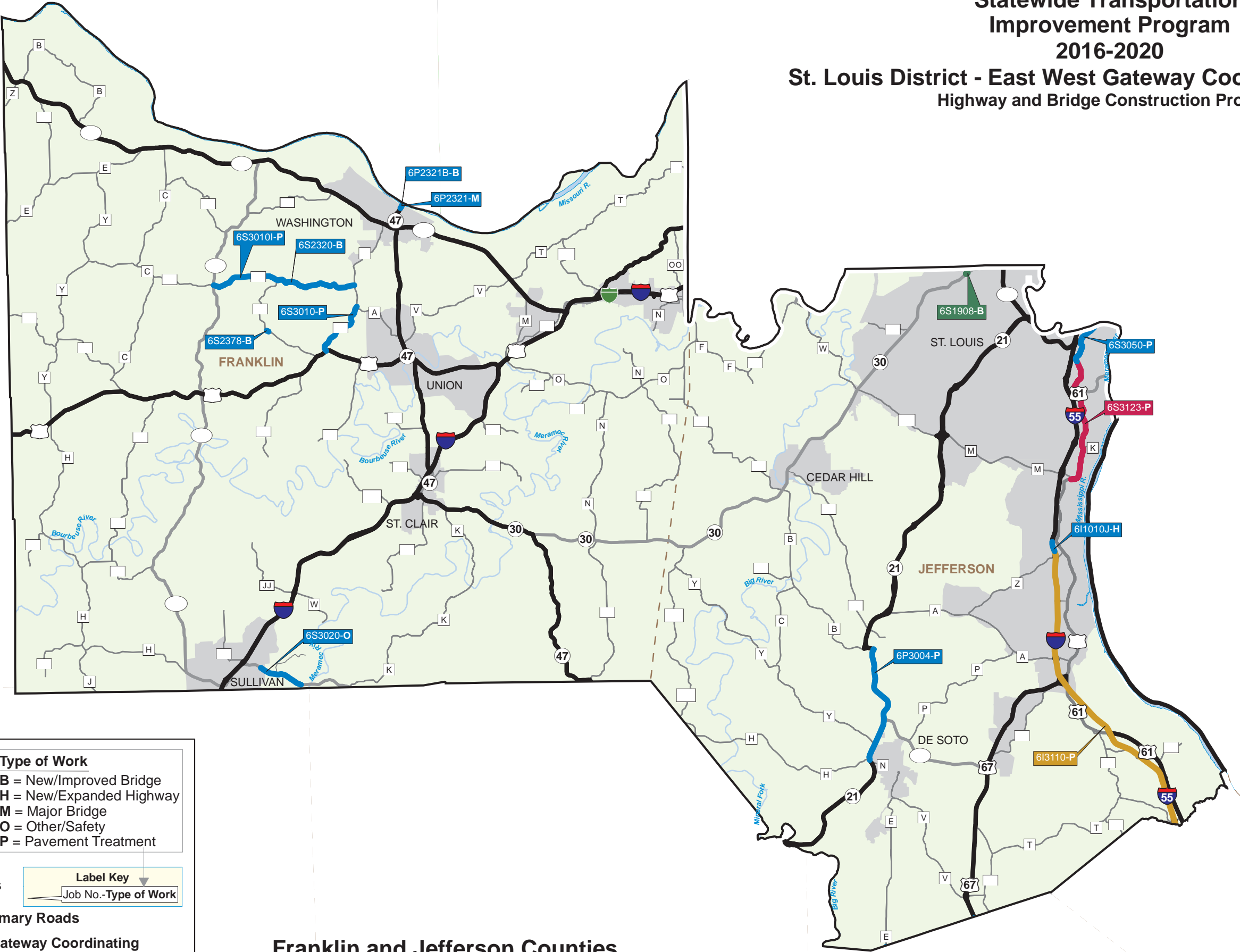


Missouri Department of Transportation
1-888-ASK-MODOT
WWW.MODOT.ORG
July 1, 2015



Statewide Transportation
Improvement Program
2016-2020

St. Louis District - East West Gateway Coordinating Council
Highway and Bridge Construction Projects



State Fiscal Year*	Type of Work
2016	B = New/Improved Bridge
2017	H = New/Expanded Highway
2018	M = Major Bridge
2019	O = Other/Safety
2020	P = Pavement Treatment

Urban Areas	Label Key
	Job No.-Type of Work

Missouri Primary Roads

East West Gateway Coordinating Council

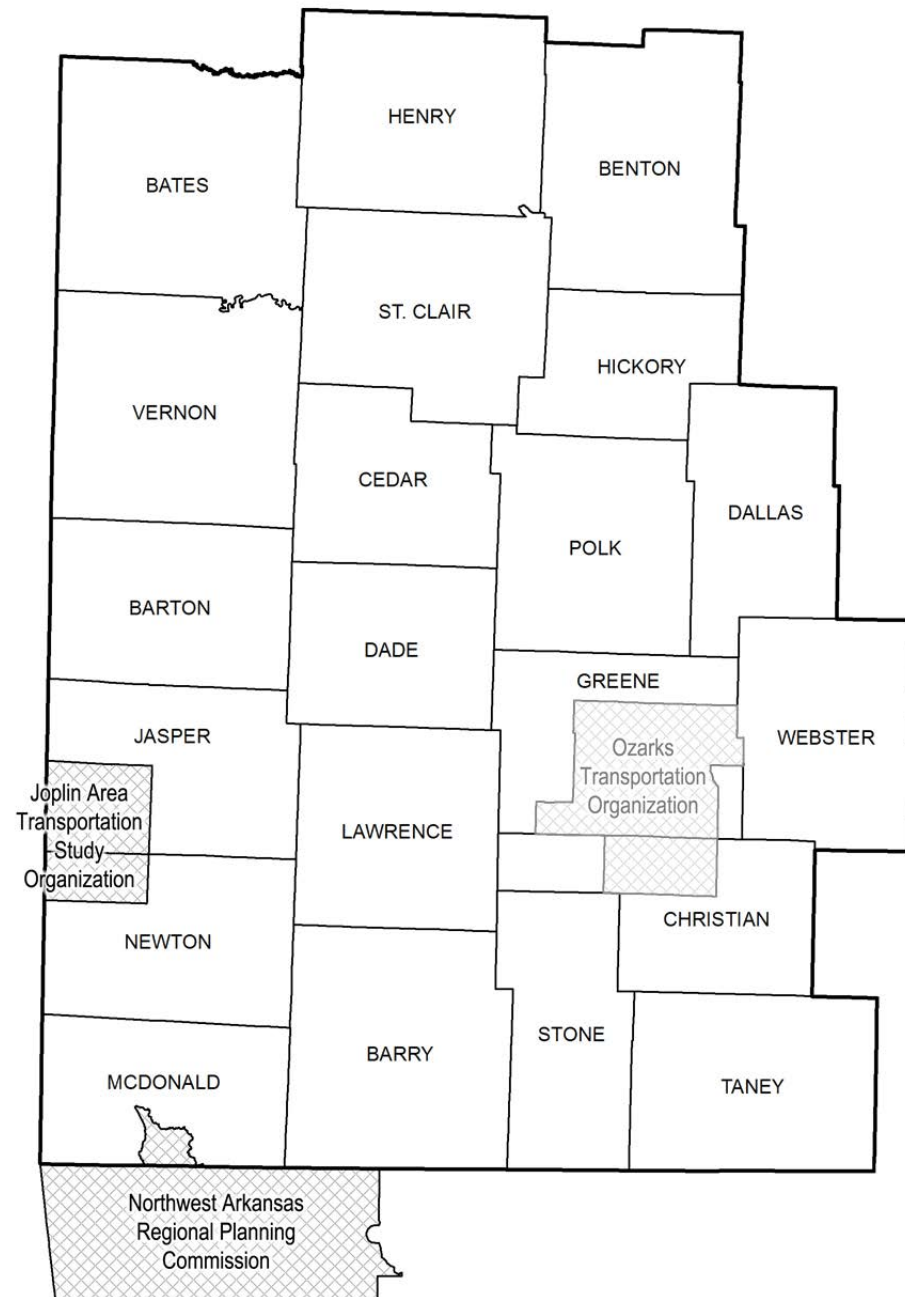
* July 1 - June 30
Note: Some projects overlap. The state fiscal year displayed in these instances will follow the order shown in the legend. Label tag color corresponds to respective state fiscal year.



Missouri Department of Transportation
1-888-ASK-MODOT
WWW.MODOT.ORG
July 1, 2015

0 2 4 6 8 Miles

Franklin and Jefferson Counties



MoDOT's Southwest District

(Note: The following MoDOT projects are located outside the Springfield Metropolitan Planning area boundary.)

PROJECT DESCRIPTION KEY

2016-2020 Highway and Bridge Construction Schedule

Construction contingency applied to construction cost in the year the project is awarded.

Three percent project growth factor compounded annually is applied to right-of-way and construction in program years 2, 3, 4, and 5.

No inflation is applied to the Funding From Other Sources (FFOS) or Payments.

Engineering includes PE costs, CE costs, and R/W incidentals.

STATE FISCAL YEAR PROJECT BUDGETING					
Prior Prog.	7/2015 6/2016	7/2016 6/2017	7/2017 6/2018	7/2018 6/2019	7/2019 6/2020
Engineering:	99	9	0	0	0
R/W:	0	0	99	0	0
Construction:	0	0	0	999	0
FFOS:	0	0	0	99	0
Payments:	0	99	0	0	0

County: _____
 Route: _____
 Job No.: _____
 Length: _____
 Fund Cat: _____
 Sec Cat: _____
 TIP# _____

MPO: _____ Fed: _____ State: _____ Local: _____
 Federal Oversight

Award Date _____ Anticipated Fed Cat: _____
 Future Cost: _____ Estimate Total: _____

Anticipated Federal Funding Category**

Estimated cost range beyond 2020.

Date project is to be awarded to begin construction (Season and calendar year for 2015 & 2016. SFY only beyond 2016).

Metropolitan Planning Organization (Y/N).

Project description and location.

County location of project.

Route location of project.

Project number used to track project

Total Length in 1/100 miles.

Primary Funding Category.*

Secondary Funding Category.

Transportation Improvement Plan

Projects with full oversight by the Federal Highway Administration.

Total project cost estimate.

Federal, Advanced CN-State, State and Local share of project costs.

Dollars programmed in previous STIPs.

Dollars funded from other sources.

Dollars for construction, utilities and contingency.

Dollars for right-of-way (land acquisition).

Dollars to be paid back for accelerating the project or payments to others.

Dollars for engineering that include preliminary engineering, construction engineering and right-of-way incidentals.

*Primary funding category:

Take Care of System
 Statewide Interstate & Major Bridge
 Safety
 Major Projects & Emerging Needs
 Amendment 3

Note: Freight plan projects are eligible for a greater percentage of federal funding.

**Federal funding category:

CMAQ - Congestion Mitigation and Air Quality
 * usually 80% Federal & 20% State funds
Earmark - usually 80% Federal & 20% State funds
NHPP - National Highway Performance Program
 * usually 80% Federal & 20% State funds
 * sometimes 90% Federal & 10% State funds
Safety - usually 90% Federal & 10% State funds
State - No federal funds, state only funded
STP - Surface Transportation Program
 * usually 80% Federal & 20% State funds

(All Costs in Thousands)



2016-2020 Highway and Bridge Construction Schedule

Transportation Planning

P.O. Box 270
Jefferson City, MO 65102

Construction contingency applied to construction cost in the year the project is awarded.

Three percent project growth factor compounded annually is applied to right-of-way and construction costs in program years 2, 3, 4, and 5.

No inflation is applied to the Funding From Other Sources (FFOS) or Payments.

Engineering includes PE costs, CE costs and R/W incidentals.

						STATE FISCAL YEAR PROJECT BUDGETING					
						Prior Prog.	7/2015- 6/2016	7/2016- 6/2017	7/2017- 6/2018	7/2018- 6/2019	7/2019- 6/2020
County: Barry	Pavement and safety improvements from Rte. 76 to Rte. 39. \$606,000 Open Container funds.					Engineering:	4	173	0	0	0
Route: MO 248						R/W:	0	0	0	0	0
Job No.: 7S2210B						Construction:	0	1,479	0	0	0
Length: 14.14	MPO: N					FFOS:	0	606	0	0	0
Fund Cat: Taking Care Of System					Fed: 1,321 State: 331 Local: 0	Payments:	0	0	0	0	0
Sec Cat: Low Type Resurfacing	Awd Date: Summer 15	Anticipated Fed Cat: S.T.P.									
TIP #:	Future Cost: 0				Estimate Total: 1,656						
County: Barry	ADA improvements from 5th Street to 17th Street in Cassville. \$594,000 Statewide Transportation Enhancement funds.					Engineering:	2	368	0	0	0
Route: BU 37						R/W:	0	127	0	0	0
Job No.: 7P2193D						Construction:	0	873	0	0	0
Length: 0.81	MPO: N					FFOS:	0	594	0	0	0
Fund Cat: Taking Care Of System					Fed: 1,094 State: 274 Local: 0	Payments:	0	0	0	0	0
Sec Cat: N- Ada Trans	Awd Date: Spring 16	Anticipated Fed Cat: S.T.P.									
TIP #:	Future Cost: 0				Estimate Total: 1,370						
County: Barry	Pavement improvements from Rte. 37 to Rte. 14. \$75,683 Aurora STP Urban funds.					Engineering:	104	225	0	0	0
Route: US 60						R/W:	0	0	0	0	0
Job No.: 7P2220B						Construction:	0	3,314	0	0	0
Length: 18.78	MPO: N					FFOS:	0	75	0	0	0
Fund Cat: Taking Care Of System					Fed: 2,831 State: 708 Local: 0	Payments:	0	0	0	0	0
Sec Cat: Thin Lift Overlay	Awd Date: Fall 15	Anticipated Fed Cat: NHPP									
TIP #:	Future Cost: 0				Estimate Total: 3,643						
County: Barry	Pavement and safety improvements from Bus. 37 to Rte. 112.					Engineering:	93	36	0	0	0
Route: MO 76						R/W:	0	0	0	0	0
Job No.: 8S2463						Construction:	0	297	0	0	0
Length: 1.39	MPO: N					FFOS:	0	0	0	0	0
Fund Cat: Taking Care Of System					Fed: 267 State: 66 Local: 0	Payments:	0	0	0	0	0
Sec Cat: Thin Lift Overlay	Awd Date: Summer 15	Anticipated Fed Cat: S.T.P.									
TIP #:	Future Cost: 0				Estimate Total: 426						
County: Barry	Pavement and safety improvements from Rte. 97 to Rte. 37.					Engineering:	4	29	0	0	0
Route: RT B						R/W:	0	0	0	0	0
Job No.: 7S2210C						Construction:	0	508	0	0	0
Length: 4.68	MPO: N					FFOS:	0	0	0	0	0
Fund Cat: Taking Care Of System					Fed: 429 State: 108 Local: 0	Payments:	0	0	0	0	0
Sec Cat: Low Type Resurfacing	Awd Date: Fall 15	Anticipated Fed Cat: S.T.P.									
TIP #:	Future Cost: 0				Estimate Total: 541						

* Subject to the approval of the Transportation Improvement Plan by the governing Metropolitan Planning Organization.



2016-2020 Highway and Bridge Construction Schedule

Transportation Planning

P.O. Box 270
Jefferson City, MO 65102

Construction contingency applied to construction cost in the year the project is awarded.

Three percent project growth factor compounded annually is applied to right-of-way and construction costs in program years 2, 3, 4, and 5.

No inflation is applied to the Funding From Other Sources (FFOS) or Payments.

Engineering includes PE costs, CE costs and R/W incidentals.

Construction contingency applied to construction cost in the year the project is awarded. Three percent project growth factor compounded annually is applied to right-of-way and construction costs in program years 2, 3, 4, and 5. No inflation is applied to the Funding From Other Sources (FFOS) or Payments. Engineering includes PE costs, CE costs and R/W incidentals.												STATE FISCAL YEAR PROJECT BUDGETING						
												Prior Prog.	7/2015- 6/2016	7/2016- 6/2017	7/2017- 6/2018	7/2018- 6/2019	7/2019- 6/2020	
County: Bates	Job Order Contracting for pavement repair from the Cass County line to Rte. 54 in Vernon County.											Engineering:	0	4	0	0	0	0
Route: IS 49												R/W:	0	0	0	0	0	0
Job No.: 0I3002W												Construction:	0	40	0	0	0	0
Length: 44.82	MPO: N											FFOS:	0	0	0	0	0	
Fund Cat: Statewide Interstate And Major Bridge	Fed: 40	State: 4	Local: 0									Payments:	0	0	0	0	0	
Sec Cat: Preventive Maint	Awd Date: Winter 16	Anticipated Fed Cat: NHPP																
TIP #:	Future Cost: 0	Estimate Total: 44																
County: Bates	Various improvements from Cass County to I-44 as part of the upgrade to I-49. Amendment 3 new major project.											Engineering:	264	10	10	10	20	694
Route: IS 49												R/W:	0	0	0	0	0	0
Job No.: 7P0797												Construction:	0	0	0	0	0	6,974
Length: 100.75	MPO: N											FFOS:	0	0	0	0	0	0
Fund Cat: Amendment 3	Fed: 6,947	State: 771	Local: 0									Payments:	0	0	0	0	0	
Sec Cat: System Expansion	Awd Date: 2020	Anticipated Fed Cat: NHPP		Federal Oversight														
TIP #:	Future Cost: 0	Estimate Total: 7,982																
County: Bates	Pavement and safety improvements from Rte. BB west of Appleton City to 0.2 mile west of Rte. 13 near Deepwater.											Engineering:	0	153	0	0	0	0
Route: MO 52												R/W:	0	0	0	0	0	0
Job No.: 7P3077												Construction:	0	2,836	0	0	0	0
Length: 24.98	MPO: N											FFOS:	0	0	0	0	0	0
Fund Cat: Taking Care Of System	Fed: 2,391	State: 598	Local: 0									Payments:	0	0	0	0	0	
Sec Cat: Thin Lift Overlay	Awd Date: Fall 15	Anticipated Fed Cat: S.T.P.																
TIP #:	Future Cost: 0	Estimate Total: 2,989																
County: Benton	Pavement improvements of the northbound lanes from 0.2 mile north of Mt. Olivet Road to 0.4 mile south of Rte. 52 west junction, and on the southbound lanes at Rte. 52 interchange.											Engineering:	4	20	0	0	0	0
Route: US 65												R/W:	0	0	0	0	0	0
Job No.: 7P3030												Construction:	0	290	0	0	0	0
Length: 6.30	MPO: N											FFOS:	0	0	0	0	0	0
Fund Cat: Taking Care Of System	Fed: 248	State: 62	Local: 0									Payments:	0	0	0	0	0	
Sec Cat: Preventive Maint	Awd Date: Summer 15	Anticipated Fed Cat: NHPP																
TIP #:	Future Cost: 0	Estimate Total: 314																
County: Benton	Pavement improvements from Rte. AA in Benton County to Rte. 32 in Buffalo.											Engineering:	34	186	0	0	0	0
Route: US 65												R/W:	0	0	0	0	0	0
Job No.: 7P3037												Construction:	0	4,040	0	0	0	0
Length: 33.72	MPO: N											FFOS:	0	0	0	0	0	0
Fund Cat: Taking Care Of System	Fed: 3,381	State: 845	Local: 0									Payments:	0	0	0	0	0	
Sec Cat: Thin Lift Overlay	Awd Date: Fall 15	Anticipated Fed Cat: NHPP																
TIP #:	Future Cost: 0	Estimate Total: 4,260																

* Subject to the approval of the Transportation Improvement Plan by the governing Metropolitan Planning Organization.



2016-2020 Highway and Bridge Construction Schedule

Transportation Planning

P.O. Box 270
Jefferson City, MO 65102

Construction contingency applied to construction cost in the year the project is awarded.

Three percent project growth factor compounded annually is applied to right-of-way and construction costs in program years 2, 3, 4, and 5.

No inflation is applied to the Funding From Other Sources (FFOS) or Payments.

Engineering includes PE costs, CE costs and R/W incidentals.

Construction contingency applied to construction cost in the year the project is awarded. Three percent project growth factor compounded annually is applied to right-of-way and construction costs in program years 2, 3, 4, and 5. No inflation is applied to the Funding From Other Sources (FFOS) or Payments. Engineering includes PE costs, CE costs and R/W incidentals.											STATE FISCAL YEAR PROJECT BUDGETING					
											Prior Prog.	7/2015- 6/2016	7/2016- 6/2017	7/2017- 6/2018	7/2018- 6/2019	7/2019- 6/2020
County: Benton Route: US 65 Job No.: 7P3040 Length: 4.29 MPO: N Fund Cat: Taking Care Of System Sec Cat: Thin Lift Overlay TIP #:	Pavement and safety improvements from Rte. 52 west junction to 0.7 mile north of Rte. 52 east junction. \$127,000 Open Container funds. AC-State: 2,071 State: 518 Local: 0 Awd Date: Fall 15 Anticipated Fed Cat: NHPP Future Cost: 0 Estimate Total: 2,630					Engineering: 24 R/W: 17 Construction: 0 FFOS: 0 Payments: 0	149 0 2,440 127 0	0 0 0 0 0	0 0 0 0 0	0 0 0 0 0						
County: Benton Route: US 65 Job No.: 8P2291 Length: 8.53 MPO: N Fund Cat: Taking Care Of System Sec Cat: Thin Lift Overlay TIP #:	Pavement improvements from 0.2 mile south of Rte. MM to Rte. AA. Fed: 1,028 State: 258 Local: 0 Awd Date: Fall 15 Anticipated Fed Cat: NHPP Future Cost: 0 Estimate Total: 1,298					Engineering: 12 R/W: 0 Construction: 0 FFOS: 0 Payments: 0	68 0 1,218 0 0	0 0 0 0 0	0 0 0 0 0	0 0 0 0 0						
County: Christian Route: RT T Job No.: 8S2237 Length: 10.14 MPO: N Fund Cat: Taking Care Of System Sec Cat: Thin Lift Overlay TIP #:	Pavement improvements from Rte. 125 to Rte. UU. Fed: 700 State: 42 Local: 0 Awd Date: 2020 Anticipated Fed Cat: S.T.P. Future Cost: 0 Estimate Total: 767					Engineering: 25 R/W: 0 Construction: 0 FFOS: 0 Payments: 0	1 0 0 0 0	1 0 0 0 0	1 0 0 0 0	20 0 718 0 0						
County: Dade Route: RT H Job No.: 7S3005 Length: 0.29 MPO: N Fund Cat: Statewide Interstate And Major Bridge Sec Cat: Rehab And Reconst TIP #:	Bridge improvements over Stockton Lake. Project involves bridge A2929. AC-State: 2,270 State: 568 Local: 0 Awd Date: Fall 15 Anticipated Fed Cat: NHPP Future Cost: 0 Estimate Total: 3,358					Engineering: 520 R/W: 0 Construction: 0 FFOS: 0 Payments: 0	382 0 2,456 0 0	0 0 0 0 0	0 0 0 0 0	0 0 0 0 0						
County: Dallas Route: US 65 Job No.: 7P3038 Length: 0.93 MPO: N Fund Cat: Major Projects & Emerging Needs Sec Cat: Thin Lift Overlay TIP #:	Pavement improvements from north of Rte. 32 to south of Truman Road in Buffalo. Fed: 201 State: 50 Local: 0 Awd Date: Fall 15 Anticipated Fed Cat: NHPP Future Cost: 0 Estimate Total: 255					Engineering: 4 R/W: 0 Construction: 0 FFOS: 0 Payments: 0	12 0 239 0 0	0 0 0 0 0	0 0 0 0 0	0 0 0 0 0						

* Subject to the approval of the Transportation Improvement Plan by the governing Metropolitan Planning Organization.

Jun-10-2015

Section 4 - 3

District Southwest

Dollars in Thousands



2016-2020 Highway and Bridge Construction Schedule

Transportation Planning

P.O. Box 270
Jefferson City, MO 65102

Construction contingency applied to construction cost in the year the project is awarded.

Three percent project growth factor compounded annually is applied to right-of-way and construction costs in program years 2, 3, 4, and 5.

No inflation is applied to the Funding From Other Sources (FFOS) or Payments.

Engineering includes PE costs, CE costs and R/W incidentals.

Construction contingency applied to construction cost in the year the project is awarded. Three percent project growth factor compounded annually is applied to right-of-way and construction costs in program years 2, 3, 4, and 5. No inflation is applied to the Funding From Other Sources (FFOS) or Payments. Engineering includes PE costs, CE costs and R/W incidentals.												STATE FISCAL YEAR PROJECT BUDGETING						
												Prior Prog.	7/2015- 6/2016	7/2016- 6/2017	7/2017- 6/2018	7/2018- 6/2019	7/2019- 6/2020	
County: Dallas	ADA improvements at various locations in Buffalo. \$149,000 Statewide Transportation Enhancement funds.											Engineering:	11	80	0	0	0	0
Route: US 65												R/W:	0	1	0	0	0	0
Job No.: 7P3038B												Construction:	0	283	0	0	0	0
Length: 0.93	MPO: N											FFOS:	0	149	0	0	0	0
Fund Cat: Taking Care Of System	Fed: 291 State: 73 Local: 0										Payments:	0	0	0	0	0	0	
Sec Cat: N- Ada Trans	Awd Date: Winter 16	Anticipated Fed Cat: S.T.P.																
TIP #:	Future Cost: 0 Estimate Total: 375																	
County: Greene	Pavement improvements from 0.6 mile north to 0.5 mile south of Rtes. 125/CC.											Engineering:	6	4	0	0	0	0
Route: US 65												R/W:	0	0	0	0	0	0
Job No.: 7P2212C												Construction:	0	69	0	0	0	0
Length: 1.11	MPO: N											FFOS:	0	0	0	0	0	0
Fund Cat: Taking Care Of System	Fed: 58 State: 15 Local: 0										Payments:	0	0	0	0	0	0	
Sec Cat: Preventive Maint	Awd Date: Summer 15	Anticipated Fed Cat: NHPP																
TIP #:	Future Cost: 0 Estimate Total: 79																	
County: Greene	Pavement improvements from Pomme de Terre River to Rte. KK.											Engineering:	2	1	1	1	188	0
Route: US 65												R/W:	0	0	0	0	0	0
Job No.: 7P2212D												Construction:	0	0	0	0	2,764	0
Length: 6.39	MPO: N											FFOS:	0	0	0	0	0	0
Fund Cat: Taking Care Of System	Fed: 2,364 State: 591 Local: 0										Payments:	0	0	0	0	0	0	
Sec Cat: Thin Lift Overlay	Awd Date: 2019	Anticipated Fed Cat: NHPP Federal Oversight																
TIP #:	Future Cost: 0 Estimate Total: 2,957																	
County: Henry	Pavement improvements from north of Deer Run Avenue in Clinton to County Road NE 301 in St. Clair County.											Engineering:	55	342	0	0	0	0
Route: MO 13												R/W:	0	0	0	0	0	0
Job No.: 7P3010												Construction:	0	4,929	0	0	0	0
Length: 13.56	MPO: N											FFOS:	0	0	0	0	0	0
Fund Cat: Taking Care Of System	Fed: 4,217 State: 1,054 Local: 0										Payments:	0	0	0	0	0	0	
Sec Cat: Thin Lift Overlay	Awd Date: Summer 15	Anticipated Fed Cat: NHPP																
TIP #:	Future Cost: 0 Estimate Total: 5,326																	
County: Henry	Pavement improvements from Rte. 7 to Rte. 18.											Engineering:	6	19	0	0	0	0
Route: BU 13												R/W:	0	0	0	0	0	0
Job No.: 7P3031												Construction:	0	329	0	0	0	0
Length: 1.52	MPO: N											FFOS:	0	0	0	0	0	0
Fund Cat: Taking Care Of System	AC-State: 278 State: 70 Local: 0										Payments:	0	0	0	0	0	0	
Sec Cat: Thin Lift Overlay	Awd Date: Fall 15	Anticipated Fed Cat: NHPP																
TIP #:	Future Cost: 0 Estimate Total: 354																	

* Subject to the approval of the Transportation Improvement Plan by the governing Metropolitan Planning Organization.

Jun-10-2015

Section 4 - 4

District Southwest

Dollars in Thousands



2016-2020 Highway and Bridge Construction Schedule

Transportation Planning

P.O. Box 270
Jefferson City, MO 65102

Construction contingency applied to construction cost in the year the project is awarded.

Three percent project growth factor compounded annually is applied to right-of-way and construction costs in program years 2, 3, 4, and 5.

No inflation is applied to the Funding From Other Sources (FFOS) or Payments.

Engineering includes PE costs, CE costs and R/W incidentals.

Construction contingency applied to construction cost in the year the project is awarded. Three percent project growth factor compounded annually is applied to right-of-way and construction costs in program years 2, 3, 4, and 5. No inflation is applied to the Funding From Other Sources (FFOS) or Payments. Engineering includes PE costs, CE costs and R/W incidentals.												STATE FISCAL YEAR PROJECT BUDGETING					
												Prior Prog.	7/2015- 6/2016	7/2016- 6/2017	7/2017- 6/2018	7/2018- 6/2019	7/2019- 6/2020
County: Henry Route: BU 13 Job No.: 7P3031B Length: 2.72 MPO: N Fund Cat: Taking Care Of System Sec Cat: N- Ada Trans TIP #:	ADA improvements at various locations on 2nd Street from Rte. 13 to Ohio Street and on Rte. 18 (Ohio Street) from 2nd Street to Rte. 13 in Clinton. \$76,000 Statewide Transportation Enhancement funds.					Fed: 334 State: 83 Local: 0	Engineering: 3 R/W: 0 Construction: 0 FFOS: 0 Payments: 0	102 1 314 76 0	0 0 0 0 0	0 0 0 0 0	0 0 0 0 0						
County: Henry Route: MO 13 Job No.: 7P3034 Length: 10.77 MPO: N Fund Cat: Taking Care Of System Sec Cat: Preventive Maint TIP #:	Pavement improvements on the southbound lanes from Rte. 52 south junction to NE 1270 Road and the northbound lanes from Rte. 52 to 0.5 mile south of Rte. 7.					Fed: 548 State: 137 Local: 0	Engineering: 4 R/W: 0 Construction: 0 FFOS: 0 Payments: 0	42 0 643 0 0	0 0 0 0 0	0 0 0 0 0	0 0 0 0 0						
County: Henry Route: MO 13 Job No.: 7P3035 Length: 11.41 MPO: N Fund Cat: Taking Care Of System Sec Cat: Thin Lift Overlay TIP #:	Pavement improvements from County Road 1300 to Rte. 7 in Clinton.					AC-State: 1,436 State: 359 Local: 0	Engineering: 13 R/W: 0 Construction: 0 FFOS: 0 Payments: 0	114 0 1,681 0 0	0 0 0 0 0	0 0 0 0 0	0 0 0 0 0						
County: Henry Route: MO 18 Job No.: 7S3033 Length: 1.20 MPO: N Fund Cat: Taking Care Of System Sec Cat: Thin Lift Overlay TIP #:	Pavement improvements on Ohio Street from Bus. 13 (2nd Street) to Rte. 7 in Clinton.					AC-State: 217 State: 53 Local: 0	Engineering: 4 R/W: 0 Construction: 0 FFOS: 0 Payments: 0	14 0 256 0 0	0 0 0 0 0	0 0 0 0 0	0 0 0 0 0						
County: Henry Route: MO 7 Job No.: 7P3047 Length: 21.24 MPO: N Fund Cat: Taking Care Of System Sec Cat: Thin Lift Overlay TIP #:	Pavement improvements from east of Rte. B near Creighton to east of Rte. 18 in Clinton.					Fed: 7,575 State: 1,894 Local: 0	Engineering: 66 R/W: 0 Construction: 0 FFOS: 0 Payments: 0	509 0 8,960 0 0	0 0 0 0 0	0 0 0 0 0	0 0 0 0 0						

* Subject to the approval of the Transportation Improvement Plan by the governing Metropolitan Planning Organization.



2016-2020 Highway and Bridge Construction Schedule

Transportation Planning

P.O. Box 270
Jefferson City, MO 65102

Construction contingency applied to construction cost in the year the project is awarded.

Three percent project growth factor compounded annually is applied to right-of-way and construction costs in program years 2, 3, 4, and 5.

No inflation is applied to the Funding From Other Sources (FFOS) or Payments.

Engineering includes PE costs, CE costs and R/W incidentals.

Construction contingency applied to construction cost in the year the project is awarded. Three percent project growth factor compounded annually is applied to right-of-way and construction costs in program years 2, 3, 4, and 5. No inflation is applied to the Funding From Other Sources (FFOS) or Payments. Engineering includes PE costs, CE costs and R/W incidentals.												STATE FISCAL YEAR PROJECT BUDGETING					
												Prior Prog.	7/2015- 6/2016	7/2016- 6/2017	7/2017- 6/2018	7/2018- 6/2019	7/2019- 6/2020
County: Hickory Route: US 54 Job No.: 7P3029B Length: 0.97 MPO: N Fund Cat: Taking Care Of System Sec Cat: N- Ada Trans Awd Date: Winter 16 Anticipated Fed Cat: S.T.P. TIP #: Future Cost: 0 Estimate Total: 253	ADA improvements at various locations in Weaubleau. \$22,000 Statewide Transportation Enhancement funds.					Fed: 201 State: 50 Local: 0	Engineering: 2 R/W: 0 Construction: 0 FFOS: 0 Payments: 0	67 1 183 22 0	0 0 0 0 0	0 0 0 0 0	0 0 0 0 0						
County: Hickory Route: US 54 Job No.: 7S2211 Length: 189.56 MPO: N Fund Cat: Taking Care Of System Sec Cat: Low Type Resurfacing Awd Date: Fall 16 Anticipated Fed Cat: S.T.P. TIP #: 25H-09 Future Cost: 0 Estimate Total: 2,844	Pavement improvements from Rte. D to 1.8 mile east of Rte. BB.					Fed: 2,176 State: 544 Local: 0	Engineering: 124 R/W: 0 Construction: 0 FFOS: 0 Payments: 0	2 0 0 0 0	145 0 2,573 0 0	0 0 0 0 0	0 0 0 0 0						
County: Jasper Route: MO 171 Job No.: 7S2230 Length: 0.81 MPO: Y Fund Cat: Safety Sec Cat: Safety Awd Date: 2020 Anticipated Fed Cat: Safety TIP #: 09HS-12 Future Cost: 0 Estimate Total: 168	Railroad crossing safety improvements at Rte. YY in Carl Junction. \$76,000 STP Rail Safety and \$19,000 Grade Crossing Safety Account.					Fed: 124 State: 14 Local: 0	Engineering: 30 R/W: 0 Construction: 0 FFOS: 0 Payments: 0	1 0 0 0 0	1 0 0 0 0	1 0 0 0 0	27 0 107 95 0						
County: Jasper Route: MO 43 Job No.: 7P2220C Length: 2.87 MPO: Y Fund Cat: Taking Care Of System Sec Cat: Thin Lift Overlay Awd Date: Fall 15 Anticipated Fed Cat: S.T.P. TIP #: 07HS-12 Future Cost: 0 Estimate Total: 835	Pavement improvements from south of Rte. 171 to south of Murphy Boulevard in Joplin.					Fed: 652 State: 162 Local: 0	Engineering: 21 R/W: 0 Construction: 0 FFOS: 0 Payments: 0	52 0 762 0 0	0 0 0 0 0	0 0 0 0 0	0 0 0 0 0						
County: Jasper Route: IS 44 Job No.: 7I3073 Length: 27.72 MPO: N Fund Cat: Statewide Interstate And Major Bridge Sec Cat: Preventive Maint Awd Date: 2018 Anticipated Fed Cat: NHPP TIP #: Future Cost: 0 Estimate Total: 12,635	Pavement improvements on various sections from 1.25 miles east of Rte. 37 to 0.5 mile east of Jasper County line and from 1 mile west of Rte. 97 to 1.15 miles east of Rtes. Z/O near Halltown.					Fed: 11,372 State: 1,263 Local: 0	Engineering: 0 R/W: 0 Construction: 0 FFOS: 0 Payments: 0	20 0 0 0 0	63 0 0 0 0	670 0 11,882 0 0	0 0 0 0 0						

* Subject to the approval of the Transportation Improvement Plan by the governing Metropolitan Planning Organization.



2016-2020 Highway and Bridge Construction Schedule

Transportation Planning

P.O. Box 270
Jefferson City, MO 65102

Construction contingency applied to construction cost in the year the project is awarded.

Three percent project growth factor compounded annually is applied to right-of-way and construction costs in program years 2, 3, 4, and 5.

No inflation is applied to the Funding From Other Sources (FFOS) or Payments.

Engineering includes PE costs, CE costs and R/W incidentals.

Construction contingency applied to construction cost in the year the project is awarded. Three percent project growth factor compounded annually is applied to right-of-way and construction costs in program years 2, 3, 4, and 5. No inflation is applied to the Funding From Other Sources (FFOS) or Payments. Engineering includes PE costs, CE costs and R/W incidentals.						STATE FISCAL YEAR PROJECT BUDGETING						
						Prior Prog.	7/2015- 6/2016	7/2016- 6/2017	7/2017- 6/2018	7/2018- 6/2019	7/2019- 6/2020	
County: Jasper	Bridge improvements over the BNSF Railroad and Spring River. Project involves bridges A3556 and A3557.					Engineering:	0	100	200	418	0	0
Route: IS 49						R/W:	0	0	0	0	0	0
Job No.: 7P3000						Construction:	0	0	0	3,787	0	0
Length: 0.29	MPO: N					FFOS:	0	0	0	0	0	0
Fund Cat: Statewide Interstate And Major Bridge	Fed: 4,054 State: 451 Local: 0					Payments:	0	0	0	0	0	0
Sec Cat: Rehab And Reconst	Awd Date: 2018 Anticipated Fed Cat: NHPP Federal Oversight											
TIP #:	Future Cost: 0 Estimate Total: 4,505											
County: Lawrence	Rail crossing improvements on Carnation Drive at BNSF Railway and on Rte. K (Elliot Street) at the BNSF and MNA Railways in Aurora. Close at-grade crossings on Morgan Avenue and McNatt Avenue. \$2,700,000 STP Rail Safety, \$300,000 Grade Crossing Safety Account.					Engineering:	19	12	77	235	0	0
Route: MO 39						R/W:	0	0	306	0	0	0
Job No.: 7T0043						Construction:	0	0	0	4,616	0	0
Length: 0.54	MPO: N					FFOS:	0	0	205	2,795	0	0
Fund Cat: Safety	Fed: 4,198 State: 1,048 Local: 0					Payments:	0	0	0	0	0	0
Sec Cat: Safety	Awd Date: 2018 Anticipated Fed Cat: S.T.P. Federal Oversight											
TIP #:	Future Cost: 0 Estimate Total: 5,265											
County: Lawrence	Pavement and safety improvements from I-44 to Carnation Dr. in Aurora and on Rte. M from Rte. 96 to Rte. 174. \$208,000 Open Container funds.					Engineering:	93	50	179	0	0	0
Route: MO 39						R/W:	0	0	0	0	0	0
Job No.: 8S2272						Construction:	0	0	1,979	0	0	0
Length: 26.25	MPO: N					FFOS:	0	0	208	0	0	0
Fund Cat: Taking Care Of System	Fed: 1,767 State: 441 Local: 0					Payments:	0	0	0	0	0	0
Sec Cat: Thin Lift Overlay	Awd Date: Fall 16 Anticipated Fed Cat: S.T.P.											
TIP #:	Future Cost: 0 Estimate Total: 2,301											
County: Lawrence	Eastbound bridge improvement over Spring River. Project involves bridge A0977.					Engineering:	0	100	263	0	0	0
Route: IS 44						R/W:	0	0	0	0	0	0
Job No.: 7I3049						Construction:	0	0	2,678	0	0	0
Length: 0.14	MPO: N					FFOS:	0	0	0	0	0	0
Fund Cat: Taking Care Of System	Fed: 2,737 State: 304 Local: 0					Payments:	0	0	0	0	0	0
Sec Cat: Rehab And Reconst	Awd Date: Fall 16 Anticipated Fed Cat: NHPP Federal Oversight											
TIP #:	Future Cost: 0 Estimate Total: 3,041											
County: Lawrence	Pavement improvements on various sections from east of Jasper County line to west of Rte. 97.					Engineering:	0	2	4	47	0	0
Route: IS 44						R/W:	0	0	0	0	0	0
Job No.: 7I3074						Construction:	0	0	0	832	0	0
Length: 27.09	MPO: N					FFOS:	0	0	0	0	0	0
Fund Cat: Statewide Interstate And Major Bridge	Fed: 797 State: 88 Local: 0					Payments:	0	0	0	0	0	0
Sec Cat: Preventive Maint	Awd Date: 2018 Anticipated Fed Cat: NHPP											
TIP #:	Future Cost: 0 Estimate Total: 885											

* Subject to the approval of the Transportation Improvement Plan by the governing Metropolitan Planning Organization.



2016-2020 Highway and Bridge Construction Schedule

Transportation Planning

P.O. Box 270
Jefferson City, MO 65102

Construction contingency applied to construction cost in the year the project is awarded.

Three percent project growth factor compounded annually is applied to right-of-way and construction costs in program years 2, 3, 4, and 5.

No inflation is applied to the Funding From Other Sources (FFOS) or Payments.

Engineering includes PE costs, CE costs and R/W incidentals.

						STATE FISCAL YEAR PROJECT BUDGETING					
						Prior Prog.	7/2015- 6/2016	7/2016- 6/2017	7/2017- 6/2018	7/2018- 6/2019	7/2019- 6/2020
County: Lawrence	Pavement improvements from Rte. 14 in Marionville to County Road 194 near Republic.					Engineering:	12	101	0	0	0
Route: US 60						R/W:	0	0	0	0	0
Job No.: 7P3039						Construction:	0	1,980	0	0	0
Length: 9.41	MPO: N					FFOS:	0	0	0	0	0
Fund Cat: Taking Care Of System					Fed: 1,665 State: 416 Local: 0	Payments:	0	0	0	0	0
Sec Cat: Thin Lift Overlay	Awd Date: Fall 15	Anticipated Fed Cat: NHPP									
TIP #:	Future Cost: 0				Estimate Total: 2,093						
County: Lawrence	Pavement and safety improvements from I-44 to Rte. 86. \$851,000 Open Container funds.					Engineering:	123	281	0	0	0
Route: MO 97						R/W:	0	0	0	0	0
Job No.: 7S2210						Construction:	0	2,260	0	0	0
Length: 23.14	MPO: N					FFOS:	0	851	0	0	0
Fund Cat: Taking Care Of System					Fed: 2,033 State: 508 Local: 0	Payments:	0	0	0	0	0
Sec Cat: Low Type Resurfacing	Awd Date: Fall 15	Anticipated Fed Cat: S.T.P.									
TIP #:	Future Cost: 0				Estimate Total: 2,664						
County: McDonald	Job Order Contracting for pavement repair from Rte. 59 to 0.7 mile south of Rte. H.					Engineering:	0	5	0	0	0
Route: IS 49						R/W:	0	0	0	0	0
Job No.: 0I3002Y						Construction:	0	60	0	0	0
Length: 10.74	MPO: N					FFOS:	0	0	0	0	0
Fund Cat: Statewide Interstate And Major Bridge					Fed: 59 State: 6 Local: 0	Payments:	0	0	0	0	0
Sec Cat: Preventive Maint	Awd Date: Winter 16	Anticipated Fed Cat: NHPP									
TIP #:	Future Cost: 0				Estimate Total: 65						
County: McDonald	Pavement improvements from Rte. 59 near Goodman to 1.6 miles south of Rte. 76 in Anderson.					Engineering:	0	22	160	0	0
Route: IS 49						R/W:	0	0	0	0	0
Job No.: 7I3072						Construction:	0	0	2,791	0	0
Length: 6.64	MPO: N					FFOS:	0	0	0	0	0
Fund Cat: Statewide Interstate And Major Bridge					Fed: 2,675 State: 298 Local: 0	Payments:	0	0	0	0	0
Sec Cat: Preventive Maint	Awd Date: Fall 16	Anticipated Fed Cat: NHPP									
TIP #:	Future Cost: 0				Estimate Total: 2,973						
County: McDonald	Roadway improvements from Pineville to the Arkansas State line (Bella Vista). Construction funding from 7P2157. \$12,017,701 SAFETEA-LU earmark DEMO ID MO118. Amendment 3 new major project.					Engineering:	10,699	2	2	2	2,713
Route: US 71						R/W:	4,610	0	0	0	0
Job No.: 7P0601						Construction:	0	0	0	0	13,777
Length: 4.93	MPO: N					FFOS:	0	0	0	0	0
Fund Cat: Amendment 3					Fed: 13,201 State: 3,297 Local: 0	Payments:	0	0	0	0	0
Sec Cat: System Expansion	Awd Date: 2020	Anticipated Fed Cat: NHPP									
TIP #:	Future Cost: 25,001 - 50,000				Estimate Total: 31,807						

* Subject to the approval of the Transportation Improvement Plan by the governing Metropolitan Planning Organization.

Jun-10-2015

Section 4 - 8

District Southwest

Dollars in Thousands



2016-2020 Highway and Bridge Construction Schedule

Transportation Planning

P.O. Box 270
Jefferson City, MO 65102

Construction contingency applied to construction cost in the year the project is awarded.

Three percent project growth factor compounded annually is applied to right-of-way and construction costs in program years 2, 3, 4, and 5.

No inflation is applied to the Funding From Other Sources (FFOS) or Payments.

Engineering includes PE costs, CE costs and R/W incidentals.

Construction contingency applied to construction cost in the year the project is awarded. Three percent project growth factor compounded annually is applied to right-of-way and construction costs in program years 2, 3, 4, and 5. No inflation is applied to the Funding From Other Sources (FFOS) or Payments. Engineering includes PE costs, CE costs and R/W incidentals.												STATE FISCAL YEAR PROJECT BUDGETING								
												Prior Prog.	7/2015- 6/2016	7/2016- 6/2017	7/2017- 6/2018	7/2018- 6/2019	7/2019- 6/2020			
County: Newton	Job Order Contracting for pavement repair from the Oklahoma State line to Rte. 360 in Greene County.											Engineering:	0	16	0	0	0	0		
Route: IS 44												R/W:	0	0	0	0	0	0		
Job No.: 0I3002N												Construction:	0	200	0	0	0	0		
Length: 69.11	MPO: Y											FFOS:	0	0	0	0	0			
Fund Cat: Statewide Interstate And Major Bridge	Fed: 195	State: 21	Local: 0								Payments:	0	0	0	0	0				
Sec Cat: Preventive Maint	Awd Date: Winter 16	Anticipated Fed Cat: NHPP																		
TIP #:	Future Cost: 0	Estimate Total: 216																		
County: St. Clair	Pavement improvements on the southbound lanes from the Henry County line to NE 201 Road.											Engineering:	0	1	1	1	1	51		
Route: MO 13												R/W:	0	0	0	0	0	0		
Job No.: 7P3034B												Construction:	0	0	0	0	0	886		
Length: 1.27	MPO: N											FFOS:	0	0	0	0	0			
Fund Cat: Taking Care Of System	Fed: 754	State: 187	Local: 0								Payments:	0	0	0	0	0				
Sec Cat: Thin Lift Overlay	Awd Date: 2020	Anticipated Fed Cat: NHPP																		
TIP #:	Future Cost: 0	Estimate Total: 941																		
County: St. Clair	Pavement improvements from 0.5 mile north of NE 1000 Road to SE 1300 Road.											Engineering:	123	2	2	150	0	0		
Route: MO 13												R/W:	0	0	0	0	0	0		
Job No.: 7S2232												Construction:	0	0	0	2,751	0	0		
Length: 22.70	MPO: N											FFOS:	0	0	0	0	0			
Fund Cat: Taking Care Of System	Fed: 2,325	State: 580	Local: 0								Payments:	0	0	0	0	0				
Sec Cat: Low Type Resurfacing	Awd Date: 2018	Anticipated Fed Cat: S.T.P.																		
TIP #:	49HS-11	Future Cost: 0	Estimate Total: 3,028																	
County: St. Clair	ADA improvements at various locations in Appleton City. \$120,000 Statewide Transportation Enhancement funds.											Engineering:	0	22	0	0	0	0		
Route: MO 52												R/W:	0	1	0	0	0	0		
Job No.: 7P3081												Construction:	0	167	0	0	0	0		
Length: 0.91	MPO: N											FFOS:	0	120	0	0	0			
Fund Cat: Taking Care Of System	AC-State: 153	State: 37	Local: 0								Payments:	0	0	0	0	0				
Sec Cat: N- Ada Trans	Awd Date: Winter 16	Anticipated Fed Cat: S.T.P.																		
TIP #:	Future Cost: 0	Estimate Total: 190																		
County: St. Clair	Pavement improvements from Rte. MM in St. Clair County to Rte. D in Preston.											Engineering:	33	240	0	0	0	0		
Route: US 54												R/W:	0	0	0	0	0	0		
Job No.: 7P3029												Construction:	0	4,041	0	0	0	0		
Length: 22.74	MPO: N											FFOS:	0	0	0	0	0			
Fund Cat: Taking Care Of System	Fed: 3,425	State: 856	Local: 0								Payments:	0	0	0	0	0				
Sec Cat: Thin Lift Overlay	Awd Date: Fall 15	Anticipated Fed Cat: NHPP																		
TIP #:	Future Cost: 0	Estimate Total: 4,314																		

* Subject to the approval of the Transportation Improvement Plan by the governing Metropolitan Planning Organization.



2016-2020 Highway and Bridge Construction Schedule

Transportation Planning

P.O. Box 270
Jefferson City, MO 65102

Construction contingency applied to construction cost in the year the project is awarded.

Three percent project growth factor compounded annually is applied to right-of-way and construction costs in program years 2, 3, 4, and 5.

No inflation is applied to the Funding From Other Sources (FFOS) or Payments.

Engineering includes PE costs, CE costs and R/W incidentals.

Construction contingency applied to construction cost in the year the project is awarded. Three percent project growth factor compounded annually is applied to right-of-way and construction costs in program years 2, 3, 4, and 5. No inflation is applied to the Funding From Other Sources (FFOS) or Payments. Engineering includes PE costs, CE costs and R/W incidentals.												STATE FISCAL YEAR PROJECT BUDGETING						
												Prior Prog.	7/2015- 6/2016	7/2016- 6/2017	7/2017- 6/2018	7/2018- 6/2019	7/2019- 6/2020	
County: Stone	High friction surface treatment 0.9 mile south of Table Rock Lake. \$73,000 Open Container funds.											Engineering:	4	10	0	0	0	0
Route: MO 13												R/W:	0	0	0	0	0	0
Job No.: 7P3021												Construction:	0	73	0	0	0	0
Length: 0.34	MPO: N											FFOS:	0	73	0	0	0	0
Fund Cat: Safety	Fed: 74 State: 9 Local: 0											Payments:	0	0	0	0	0	0
Sec Cat: Safety	Awd Date: Fall 15 Anticipated Fed Cat: Safety																	
TIP #:	Future Cost: 0 Estimate Total: 87																	
County: Stone	Signal improvements at Kissee Avenue in Kimberling City.											Engineering:	6	2	2	20	20	0
Route: MO 13												R/W:	0	0	0	0	0	0
Job No.: 8P2391												Construction:	0	0	0	0	279	0
Length: 0.20	MPO: N											FFOS:	0	0	0	0	0	0
Fund Cat: Taking Care Of System	Fed: 259 State: 64 Local: 0											Payments:	0	0	0	0	0	0
Sec Cat: Systems Operations	Awd Date: 2019 Anticipated Fed Cat: NHPP																	
TIP #:	Future Cost: 0 Estimate Total: 329																	
County: Taney	Pavement improvements from 0.9 mile north of Rte. 465 to Arkansas State line.											Engineering:	0	5	15	31	294	0
Route: US 65												R/W:	0	0	0	0	0	0
Job No.: 7P3076												Construction:	0	0	0	0	5,530	0
Length: 17.01	MPO: N											FFOS:	0	0	0	0	0	0
Fund Cat: Taking Care Of System	Fed: 4,700 State: 1,175 Local: 0											Payments:	0	0	0	0	0	0
Sec Cat: Thin Lift Overlay	Awd Date: 2019 Anticipated Fed Cat: NHPP <u>Federal Oversight</u>																	
TIP #:	Future Cost: 0 Estimate Total: 5,875																	
County: Taney	Bridge improvements over Bull Shoals Lake. Project involves bridge F0364.											Engineering:	241	464	468	0	0	0
Route: MO 76												R/W:	0	173	0	0	0	0
Job No.: 8P2226												Construction:	0	0	6,822	0	0	0
Length: 0.15	MPO: N											FFOS:	0	0	0	0	0	0
Fund Cat: Taking Care Of System	Fed: 6,341 State: 1,586 Local: 0											Payments:	0	0	0	0	0	0
Sec Cat: Rehab And Reconst	Awd Date: Fall 16 Anticipated Fed Cat: NHPP <u>Federal Oversight</u>																	
TIP #:	Future Cost: 0 Estimate Total: 8,168																	
County: Taney	Intersection improvements at Lakeshore Drive near Hollister.											Engineering:	11	2	2	7	0	0
Route: MO 76												R/W:	0	0	0	0	0	0
Job No.: 8P2402												Construction:	0	0	0	81	0	0
Length: 0.10	MPO: N											FFOS:	0	0	0	0	0	0
Fund Cat: Taking Care Of System	Fed: 75 State: 17 Local: 0											Payments:	0	0	0	0	0	0
Sec Cat: Systems Operations	Awd Date: 2018 Anticipated Fed Cat: S.T.P.																	
TIP #:	Future Cost: 0 Estimate Total: 103																	

* Subject to the approval of the Transportation Improvement Plan by the governing Metropolitan Planning Organization.

Jun-10-2015

Section 4 - 10

District Southwest

Dollars in Thousands



2016-2020 Highway and Bridge Construction Schedule

Construction contingency applied to construction cost in the year the project is awarded.

Three percent project growth factor compounded annually is applied to right-of-way and construction costs in program years 2, 3, 4, and 5.

No inflation is applied to the Funding From Other Sources (FFOS) or Payments.

Engineering includes PE costs, CE costs and R/W incidentals.

Construction contingency applied to construction cost in the year the project is awarded. Three percent project growth factor compounded annually is applied to right-of-way and construction costs in program years 2, 3, 4, and 5. No inflation is applied to the Funding From Other Sources (FFOS) or Payments. Engineering includes PE costs, CE costs and R/W incidentals.											STATE FISCAL YEAR PROJECT BUDGETING						
											Prior Prog.	7/2015- 6/2016	7/2016- 6/2017	7/2017- 6/2018	7/2018- 6/2019	7/2019- 6/2020	
County: Taney	Intersection improvements at Rte. 65 east outer road north of Branson.										Engineering:	65	64	0	0	0	0
Route: RT F											R/W:	0	0	0	0	0	0
Job No.: 8S2400											Construction:	0	315	0	0	0	0
Length: 0.20	MPO: N										FFOS:	0	0	0	0	0	0
Fund Cat: Major Projects & Emerging Needs	AC-State: 304 State: 75 Local: 0										Payments:	0	0	0	0	0	0
Sec Cat: Systems Operations	Awd Date: Winter 16 Anticipated Fed Cat: NHPP																
TIP #: 	Future Cost: 0 Estimate Total: 444																
County: Various	Job Order Contracting for guard cable and guardrail repair at various locations in the rural Southwest District.										Engineering:	4	2	41	0	0	0
Route: Various											R/W:	0	0	0	0	0	0
Job No.: 7P3008											Construction:	0	0	525	0	0	0
Length: 0.00	MPO: Y										FFOS:	0	0	0	0	0	0
Fund Cat: Taking Care Of System	Fed: 455 State: 113 Local: 0										Payments:	0	0	0	0	0	0
Sec Cat: Routine Maintenance	Awd Date: 2017 Anticipated Fed Cat: S.T.P.																
TIP #: 20HS-12	Future Cost: 0 Estimate Total: 572																
County: Various	Job Order Contracting for guard cable and guardrail repair at various locations in the rural Southwest District.										Engineering:	5	2	2	39	0	0
Route: Various											R/W:	0	0	0	0	0	0
Job No.: 8P2240											Construction:	0	0	0	541	0	0
Length: 0.00	MPO: Y										FFOS:	0	0	0	0	0	0
Fund Cat: Taking Care Of System	Fed: 468 State: 116 Local: 0										Payments:	0	0	0	0	0	0
Sec Cat: Routine Maintenance	Awd Date: 2018 Anticipated Fed Cat: S.T.P.																
TIP #: 20HS-14	Future Cost: 0 Estimate Total: 589																
County: Various	Job Order Contracting for guard cable and guardrail repair at various locations in the rural Southwest District.										Engineering:	6	43	0	0	0	0
Route: Various											R/W:	0	0	0	0	0	0
Job No.: 8P2244											Construction:	0	510	0	0	0	0
Length: 0.00	MPO: Y										FFOS:	0	0	0	0	0	0
Fund Cat: Taking Care Of System	AC-State: 442 State: 111 Local: 0										Payments:	0	0	0	0	0	0
Sec Cat: Routine Maintenance	Awd Date: Spring 16 Anticipated Fed Cat: S.T.P.																
TIP #: 21HS-14	Future Cost: 0 Estimate Total: 559																
County: Various	Replace nonstandard guardrail, installation of guardrail, guard cable and/or access restraint cable in the rural Southwest District.										Engineering:	7	9	0	0	0	0
Route: Various											R/W:	0	0	0	0	0	0
Job No.: 8P2379											Construction:	0	102	0	0	0	0
Length: 0.00	MPO: Y										FFOS:	0	0	0	0	0	0
Fund Cat: Safety	Fed: 100 State: 11 Local: 0										Payments:	0	0	0	0	0	0
Sec Cat: Safety	Awd Date: Winter 16 Anticipated Fed Cat: Safety																
TIP #: 	Future Cost: 0 Estimate Total: 118																

* Subject to the approval of the Transportation Improvement Plan by the governing Metropolitan Planning Organization.



2016-2020 Highway and Bridge Construction Schedule

Construction contingency applied to construction cost in the year the project is awarded.

Three percent project growth factor compounded annually is applied to right-of-way and construction costs in program years 2, 3, 4, and 5.

No inflation is applied to the Funding From Other Sources (FFOS) or Payments.

Engineering includes PE costs, CE costs and R/W incidentals.

Construction contingency applied to construction cost in the year the project is awarded. Three percent project growth factor compounded annually is applied to right-of-way and construction costs in program years 2, 3, 4, and 5. No inflation is applied to the Funding From Other Sources (FFOS) or Payments. Engineering includes PE costs, CE costs and R/W incidentals.											STATE FISCAL YEAR PROJECT BUDGETING						
											Prior Prog.	7/2015- 6/2016	7/2016- 6/2017	7/2017- 6/2018	7/2018- 6/2019	7/2019- 6/2020	
County: Various	Safety improvements in the rural Southwest District.										Engineering:	4	2	13	0	0	0
Route: Various											R/W:	0	0	0	0	0	0
Job No.: 8P2386											Construction:	0	0	158	0	0	0
Length: 0.00	MPO: Y										FFOS:	0	0	0	0	0	0
Fund Cat: Safety	Fed: 155 State: 18 Local: 0										Payments:	0	0	0	0	0	0
Sec Cat: Safety	Awd Date: 2017 Anticipated Fed Cat: Safety																
TIP #: 23HS-14	Future Cost: 0 Estimate Total: 177																
County: Vernon	Job Order Contracting for pavement repair from Rte. 54 in Vernon County to I-44 in Jasper County.										Engineering:	0	12	0	0	0	0
Route: IS 49											R/W:	0	0	0	0	0	0
Job No.: 0I3002X											Construction:	0	150	0	0	0	0
Length: 55.94	MPO: N										FFOS:	0	0	0	0	0	0
Fund Cat: Statewide Interstate And Major Bridge	Fed: 146 State: 16 Local: 0										Payments:	0	0	0	0	0	0
Sec Cat: Preventive Maint	Awd Date: Winter 16 Anticipated Fed Cat: NHPP																
TIP #: 	Future Cost: 0 Estimate Total: 162																
County: Webster	Pavement improvements from Rte. CC to Rte. A in Marshfield.										Engineering:	32	22	0	0	0	0
Route: MO 38											R/W:	0	0	0	0	0	0
Job No.: 8S2457											Construction:	0	317	0	0	0	0
Length: 0.58	MPO: N										FFOS:	0	0	0	0	0	0
Fund Cat: Taking Care Of System	Fed: 271 State: 68 Local: 0										Payments:	0	0	0	0	0	0
Sec Cat: Thin Lift Overlay	Awd Date: Fall 15 Anticipated Fed Cat: S.T.P.																
TIP #: 	Future Cost: 0 Estimate Total: 371																
County: Webster	ADA improvements at various locations from Banning Street to Rte. A in Marshfield.										Engineering:	8	63	0	0	0	0
Route: MO 38	\$114,000 Statewide Transportation Enhancement funds.										R/W:	0	1	0	0	0	0
Job No.: 8S2457C											Construction:	0	159	0	0	0	0
Length: 0.59	MPO: N										FFOS:	0	114	0	0	0	0
Fund Cat: Taking Care Of System	Fed: 179 State: 44 Local: 0										Payments:	0	0	0	0	0	0
Sec Cat: N- Ada Trans	Awd Date: Winter 16 Anticipated Fed Cat: S.T.P.																
TIP #: 	Future Cost: 0 Estimate Total: 231																
County: Webster	Job Order Contracting for pavement repair in Webster County.										Engineering:	0	9	0	0	0	0
Route: IS 44											R/W:	0	0	0	0	0	0
Job No.: 0I3002P											Construction:	0	100	0	0	0	0
Length: 20.76	MPO: N										FFOS:	0	0	0	0	0	0
Fund Cat: Statewide Interstate And Major Bridge	Fed: 98 State: 11 Local: 0										Payments:	0	0	0	0	0	0
Sec Cat: Preventive Maint	Awd Date: Winter 16 Anticipated Fed Cat: NHPP																
TIP #: 	Future Cost: 0 Estimate Total: 109																

* Subject to the approval of the Transportation Improvement Plan by the governing Metropolitan Planning Organization.



2016-2020 Highway and Bridge Construction Schedule

Transportation Planning

P.O. Box 270
Jefferson City, MO 65102

Construction contingency applied to construction cost in the year the project is awarded.

Three percent project growth factor compounded annually is applied to right-of-way and construction costs in program years 2, 3, 4, and 5.

No inflation is applied to the Funding From Other Sources (FFOS) or Payments.

Engineering includes PE costs, CE costs and R/W incidentals.

Construction contingency applied to construction cost in the year the project is awarded. Three percent project growth factor compounded annually is applied to right-of-way and construction costs in program years 2, 3, 4, and 5. No inflation is applied to the Funding From Other Sources (FFOS) or Payments. Engineering includes PE costs, CE costs and R/W incidentals.							STATE FISCAL YEAR PROJECT BUDGETING						
							Prior Prog.	7/2015- 6/2016	7/2016- 6/2017	7/2017- 6/2018	7/2018- 6/2019	7/2019- 6/2020	
County: Webster	Pavement improvements on disconnected sections from the Greene County line to 2.3 miles east of Rtes. M/J in Conway.						Engineering:	0	81	574	0	0	0
Route: IS 44							R/W:	0	0	0	0	0	0
Job No.: 713075							Construction:	0	0	9,433	0	0	0
Length: 24.54	MPO: N					FFOS:	0	0	0	0	0	0	
Fund Cat: Statewide Interstate And Major Bridge			Fed: 9,080	State: 1,008	Local: 0	Payments:	0	0	0	0	0	0	
Sec Cat: Preventive Maint	Awd Date: Fall 16	Anticipated Fed Cat: NHPP											
TIP #:	Future Cost: 0	Estimate Total: 10,088											
County: Webster	High friction surface treatment on curves east of Power Line Road. \$81,800 Accelerated Innovation Deployment (AID) funds and \$12,000 AID credit for testing.						Engineering:	2	10	0	0	0	0
Route: US 60							R/W:	0	0	0	0	0	0
Job No.: 7P3071							Construction:	0	102	0	0	0	0
Length: 0.25	MPO: N					FFOS:	0	94	0	0	0	0	
Fund Cat: Safety			Fed: 101	State: 11	Local: 0	Payments:	0	0	0	0	0	0	
Sec Cat: Safety	Awd Date: Fall 15	Anticipated Fed Cat: Safety											
TIP #:	Future Cost: 0	Estimate Total: 114											
County: Webster	Pavement improvements of Rte. A and Rte. 38 in downtown Marshfield.						Engineering:	25	8	0	0	0	0
Route: RT A							R/W:	0	0	0	0	0	0
Job No.: 8S2220							Construction:	0	65	0	0	0	0
Length: 0.13	MPO: N					FFOS:	0	0	0	0	0	0	
Fund Cat: Taking Care Of System			Fed: 58	State: 15	Local: 0	Payments:	0	0	0	0	0	0	
Sec Cat: Thin Lift Overlay	Awd Date: Fall 15	Anticipated Fed Cat: S.T.P.											
TIP #:	Future Cost: 0	Estimate Total: 98											
County: Webster	ADA improvements at various locations on Rte. A and Rte. 38 in Marshfield. \$44,000 Statewide Transportation Enhancement funds.						Engineering:	2	24	0	0	0	0
Route: RT A							R/W:	0	1	0	0	0	0
Job No.: 8S2220B							Construction:	0	57	0	0	0	0
Length: 0.13	MPO: N					FFOS:	0	44	0	0	0	0	
Fund Cat: Taking Care Of System			Fed: 66	State: 16	Local: 0	Payments:	0	0	0	0	0	0	
Sec Cat: N- Ada Trans	Awd Date: Winter 16	Anticipated Fed Cat: S.T.P.											
TIP #:	Future Cost: 0	Estimate Total: 84											
County: Webster	Pavement improvements from Rte. 38 to Elm Street in Marshfield.						Engineering:	32	12	0	0	0	0
Route: RT DD							R/W:	0	0	0	0	0	0
Job No.: 8S2459							Construction:	0	141	0	0	0	0
Length: 0.79	MPO: N					FFOS:	0	0	0	0	0	0	
Fund Cat: Taking Care Of System			Fed: 123	State: 30	Local: 0	Payments:	0	0	0	0	0	0	
Sec Cat: Thin Lift Overlay	Awd Date: Fall 15	Anticipated Fed Cat: S.T.P.											
TIP #:	Future Cost: 0	Estimate Total: 185											

* Subject to the approval of the Transportation Improvement Plan by the governing Metropolitan Planning Organization.



2016-2020 Highway and Bridge Construction Schedule

Transportation Planning

P.O. Box 270
Jefferson City, MO 65102

Construction contingency applied to construction cost in the year the project is awarded.

Three percent project growth factor compounded annually is applied to right-of-way and construction costs in program years 2, 3, 4, and 5.

No inflation is applied to the Funding From Other Sources (FFOS) or Payments.

Engineering includes PE costs, CE costs and R/W incidentals.

Construction contingency applied to construction cost in the year the project is awarded. Three percent project growth factor compounded annually is applied to right-of-way and construction costs in program years 2, 3, 4, and 5. No inflation is applied to the Funding From Other Sources (FFOS) or Payments. Engineering includes PE costs, CE costs and R/W incidentals.										STATE FISCAL YEAR PROJECT BUDGETING						
										Prior Prog.	7/2015- 6/2016	7/2016- 6/2017	7/2017- 6/2018	7/2018- 6/2019	7/2019- 6/2020	
County: Webster	ADA improvements at various locations from Rte. 38 to Elm Street in Marshfield. \$51,000									Engineering:	2	23	0	0	0	0
Route: RT DD	Statewide Transportation Enhancement funds.									R/W:	0	1	0	0	0	0
Job No.: 8S2459C										Construction:	0	70	0	0	0	0
Length: 0.89	MPO: N									FFOS:	0	51	0	0	0	0
Fund Cat: Taking Care Of System	Fed: 76 State: 18 Local: 0									Payments:	0	0	0	0	0	0
Sec Cat: N- Ada Trans	Awd Date: Winter 16 Anticipated Fed Cat: S.T.P.															
TIP #:	Future Cost: 0 Estimate Total: 96															
County: Webster	Bridge improvements over the James River. Project involves bridges R0345 and X0793.									Engineering:	4	2	99	90	0	0
Route: RT KK										R/W:	0	0	0	0	0	0
Job No.: 7P3044										Construction:	0	0	0	1,363	0	0
Length: 0.11	MPO: N									FFOS:	0	0	0	0	0	0
Fund Cat: Taking Care Of System	Fed: 1,243 State: 311 Local: 0									Payments:	0	0	0	0	0	0
Sec Cat: Rehab And Reconst	Awd Date: 2018 Anticipated Fed Cat: NHPP															
TIP #:	Future Cost: 0 Estimate Total: 1,558															
County: Webster	Relocate and new grade separation from near Hamilton Street in Rogersville to Bus. 60 at Farm Road 253, crossing the BNSF Railway. \$2,710,176 Rogersville, \$2,250,000 STP Rail Safety, \$750,000 Grade Crossing Safety Account, \$335,824 BNSF Railway.									Engineering:	436	292	0	0	0	0
Route: RT B										R/W:	1,300	0	0	0	0	0
Job No.: 7S3046										Construction:	0	4,746	0	0	0	0
Length: 1.40	MPO: N									FFOS:	1,300	4,746	0	0	0	0
Fund Cat: Safety	Fed: 2,454 State: 58 Local: 2,526									Payments:	0	0	0	0	0	0
Sec Cat: Safety	Awd Date: Fall 15 Anticipated Fed Cat: S.T.P.															
TIP #:	Future Cost: 0 Estimate Total: 6,774															

* Subject to the approval of the Transportation Improvement Plan by the governing Metropolitan Planning Organization.

Jun-10-2015

Section 4 - 14

District Southwest

Dollars in Thousands



2016-2020 Highway and Bridge Construction Schedule

Transportation Planning

P.O. Box 270
Jefferson City, MO 65102

Construction contingency applied to construction cost in the year the project is awarded.
Three percent project growth factor compounded annually is applied to right-of-way and construction costs in program years 2, 3, 4, and 5.
No inflation is applied to the Funding From Other Sources (FFOS) or Payments.
Engineering includes PE costs, CE costs and R/W incidentals.

STATE FISCAL YEAR PROJECT BUDGETING						
	Prior Prog.	7/2015- 6/2016	7/2016- 6/2017	7/2017- 6/2018	7/2018- 6/2019	7/2019- 6/2020
FFOS:	1,300	7,742	413	2,795	0	95
Total R/W:	5,927	307	306	0	0	0
Total Construction:	0	54,054	26,959	25,853	8,573	22,462
Paybacks:	0	0	0	0	0	0
Sub-Total:	5,927	54,361	27,265	25,853	8,573	22,462
Total Engineering:	13,439	5,304	2,325	1,723	527	3,505
Grand Total:	19,366	59,665	29,590	27,576	9,100	25,967

	2016	2017	2018	2019	2020
State	10,852	4,281	3,750	1,819	4,302
AC-State	7,171	0	0	0	0
Local	2,526	0	0	0	0
Sub-total State	20,549	4,281	3,750	1,819	4,302
Federal					
Sub-total Federal	39,116	25,309	23,826	7,281	21,665
Grand Total	59,665	29,590	27,576	9,100	25,967

Project Count: 68

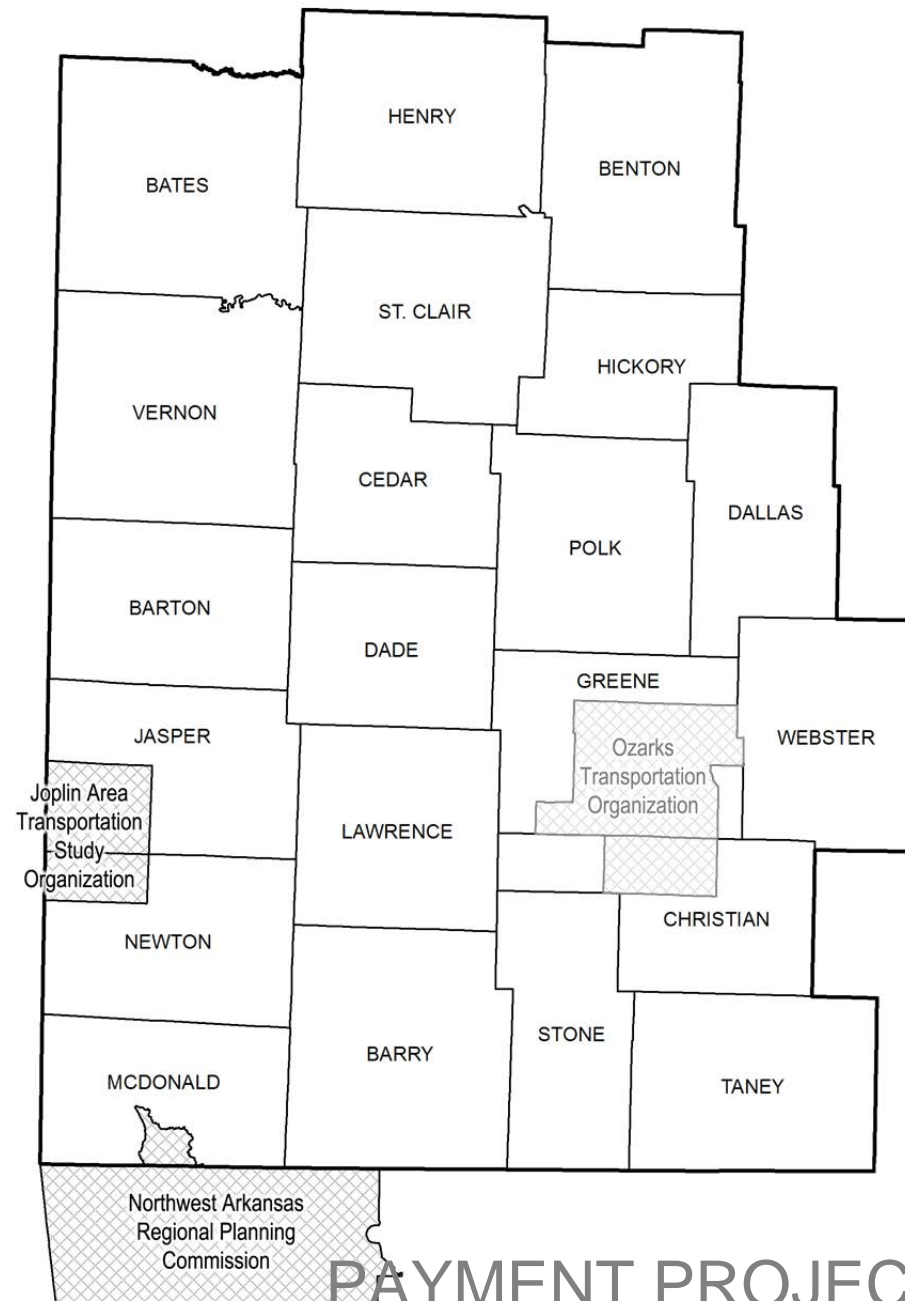
* Subject to the approval of the Transportation Improvement Plan by the governing Metropolitan Planning Organization.

Jun-10-2015

Section 4 - 1

District Southwest

Dollars in Thousands



MoDOT's Southwest District

(Note: The following MoDOT projects are located outside the Springfield Metropolitan Planning area boundary.)

PAYMENT PROJECTS



2016-2020 Highway and Bridge Construction Schedule

Transportation Planning

P.O. Box 270
Jefferson City, MO 65102

Construction contingency applied to construction cost in the year the project is awarded.

Three percent project growth factor compounded annually is applied to right-of-way and construction costs in program years 2, 3, 4, and 5.

No inflation is applied to the Funding From Other Sources (FFOS) or Payments.

Engineering includes PE costs, CE costs and R/W incidentals.

						STATE FISCAL YEAR PROJECT BUDGETING					
						Prior Prog.	7/2015- 6/2016	7/2016- 6/2017	7/2017- 6/2018	7/2018- 6/2019	7/2019- 6/2020
County: Taney	Payment to Branson of \$800,000 for multimodal improvements on 76 Country Blvd. from Rte. 376 to 6th St. \$413,000 Statewide Transportation Enhancement, \$387,000 Southwest District, \$63,025,000 proposed TIFIA, \$12,000,000 Branson, \$190,000 STP-U funds. To be let by Branso					Engineering:	121	89	1	1	1
Route: MO 76						R/W:	0	0	0	0	0
Job No.: 802373						Construction:	0	0	0	0	0
Length: 5.57	MPO: N					FFOS:	0	4,613	10,000	11,000	0
Fund Cat: Major Projects & Emerging Needs		Fed: 16,837	State: 3,018	Local: 6,238		Payments:	0	5,000	10,000	11,000	0
Sec Cat: Enhancements	Awd Date: N/A	Anticipated Fed Cat: S.T.P.									
TIP #: Future Cost: 50,001 - 75,000		Estimate Total: 26,214									
County: Various	Payback beginning in SFY 2008 for Safe and Sound bridges in the rural Southwest District.					Engineering:	0	0	0	0	0
Route: Various						R/W:	59	0	0	0	0
Job No.: 5B0800W						Construction:	0	0	0	0	0
Length: 0.00	MPO: N					FFOS:	59	0	0	0	0
Fund Cat: Taking Care Of System		Fed: 0	State: 37,755	Local: 0		Payments:	12,721	7,551	7,551	7,551	7,551
Sec Cat: Rehab And Reconst	Awd Date: N/A	Anticipated Fed Cat: State									
TIP #: 01SS-12	Future Cost: 75,001 - 100,000	Estimate Total: 50,535									
County: Various	On-call work zone enforcement at various locations in the rural Southwest District.					Engineering:	0	1	3	0	0
Route: Various						R/W:	0	0	0	0	0
Job No.: 7P3080						Construction:	0	0	0	0	0
Length: 0.00	MPO: Y					FFOS:	0	0	0	0	0
Fund Cat: Safety		Fed: 31	State: 3	Local: 0		Payments:	0	0	30	0	0
Sec Cat: Safety	Awd Date: N/A	Anticipated Fed Cat: Safety									
TIP #: 01ITS-14	Future Cost: 0	Estimate Total: 34									
County: Various	Operations and management of Ozarks Traffic ITS in the rural Southwest District.					Engineering:	0	0	0	0	0
Route: Various						R/W:	0	0	0	0	0
Job No.: 7Q3001						Construction:	0	0	0	0	0
Length: 0.00	MPO: Y					FFOS:	0	0	0	0	0
Fund Cat: Major Projects & Emerging Needs		Fed: 30	State: 8	Local: 0		Payments:	0	0	38	0	0
Sec Cat: Systems Operations	Awd Date: N/A	Anticipated Fed Cat: S.T.P.									
TIP #: 01ITS-14	Future Cost: 0	Estimate Total: 38									
County: Various	Operations and management of Ozarks Traffic ITS in the rural Southwest District.					Engineering:	0	0	0	0	0
Route: Various						R/W:	0	0	0	0	0
Job No.: 7Q3002						Construction:	0	0	0	0	0
Length: 0.00	MPO: Y					FFOS:	0	0	0	0	0
Fund Cat: Major Projects & Emerging Needs		Fed: 30	State: 8	Local: 0		Payments:	0	38	0	0	0
Sec Cat: Systems Operations	Awd Date: N/A	Anticipated Fed Cat: S.T.P.									
TIP #: 01ITS-15	Future Cost: 0	Estimate Total: 38									

* Subject to the approval of the Transportation Improvement Plan by the governing Metropolitan Planning Organization.



2016-2020 Highway and Bridge Construction Schedule

Transportation Planning

P.O. Box 270
Jefferson City, MO 65102

Construction contingency applied to construction cost in the year the project is awarded.

Three percent project growth factor compounded annually is applied to right-of-way and construction costs in program years 2, 3, 4, and 5.

No inflation is applied to the Funding From Other Sources (FFOS) or Payments.

Engineering includes PE costs, CE costs and R/W incidentals.

Construction contingency applied to construction cost in the year the project is awarded. Three percent project growth factor compounded annually is applied to right-of-way and construction costs in program years 2, 3, 4, and 5. No inflation is applied to the Funding From Other Sources (FFOS) or Payments. Engineering includes PE costs, CE costs and R/W incidentals.										STATE FISCAL YEAR PROJECT BUDGETING							
										Prior Prog.	7/2015- 6/2016	7/2016- 6/2017	7/2017- 6/2018	7/2018- 6/2019	7/2019- 6/2020		
County: Various	On-call work zone enforcement at various locations in the rural Southwest District.									Engineering:	0	1	0	0	0	0	
Route: Various										R/W:	0	0	0	0	0	0	
Job No.: 8P2378										Construction:	0	0	0	0	0	0	
Length: 0.00	MPO: Y										FFOS:	0	0	0	0	0	0
Fund Cat: Safety					Fed: 19	State: 2	Local: 0			Payments:	0	20	0	0	0	0	
Sec Cat: Safety	Awd Date: N/A		Anticipated Fed Cat: Safety														
TIP #:	Future Cost: 0				Estimate Total: 21												

* Subject to the approval of the Transportation Improvement Plan by the governing Metropolitan Planning Organization.

Jun-10-2015

Section 4 - 2

District Southwest

Dollars in Thousands



2016-2020 Highway and Bridge Construction Schedule

Transportation Planning

P.O. Box 270
Jefferson City, MO 65102

Construction contingency applied to construction cost in the year the project is awarded.
Three percent project growth factor compounded annually is applied to right-of-way and construction costs in program years 2, 3, 4, and 5.
No inflation is applied to the Funding From Other Sources (FFOS) or Payments.
Engineering includes PE costs, CE costs and R/W incidentals.

STATE FISCAL YEAR PROJECT BUDGETING						
	Prior Prog.	7/2015- 6/2016	7/2016- 6/2017	7/2017- 6/2018	7/2018- 6/2019	7/2019- 6/2020
FFOS:	59	4,613	10,000	11,000	0	0
Total R/W:	59	0	0	0	0	0
Total Construction:	0	0	0	0	0	0
Paybacks:	12,721	12,609	17,619	18,551	7,551	7,551
Sub-Total:	12,780	12,609	17,619	18,551	7,551	7,551
Total Engineering:	121	91	4	1	1	1
Grand Total:	12,901	12,700	17,623	18,552	7,552	7,552
		2016	2017	2018	2019	2020
State		8,579	9,562	7,551	7,551	7,551
AC-State		0	0	0	0	0
Local		0	0	6,236	1	1
Sub-total State		8,579	9,562	13,787	7,552	7,552
Federal						
Sub-total Federal		4,121	8,061	4,765	0	0
Grand Total		12,700	17,623	18,552	7,552	7,552

Project Count: 6

* Subject to the approval of the Transportation Improvement Plan by the governing Metropolitan Planning Organization.

Jun-10-2015

Section 4 - 1

District Southwest

Dollars in Thousands



2016-2020 Highway and Bridge Construction Schedule

Transportation Planning

P.O. Box 270
Jefferson City, MO 65102

Construction contingency applied to construction cost in the year the project is awarded.
Three percent project growth factor compounded annually is applied to right-of-way and construction costs in program years 2, 3, 4, and 5.
No inflation is applied to the Funding From Other Sources (FFOS) or Payments.
Engineering includes PE costs, CE costs and R/W incidentals.

Southwest NON TMA Total

STATE FISCAL YEAR PROJECT BUDGETING						
	Prior Prog.	7/2015- 6/2016	7/2016- 6/2017	7/2017- 6/2018	7/2018- 6/2019	7/2019- 6/2020
FFOS:	1,359	12,355	10,413	13,795	0	95
Total R/W:	5,986	307	306	0	0	0
Total Construction:	0	54,054	26,959	25,853	8,573	22,462
Paybacks:	12,721	12,609	17,619	18,551	7,551	7,551
Sub-Total:	18,707	66,970	44,884	44,404	16,124	30,013
Total Engineering:	13,560	5,395	2,329	1,724	528	3,506
Grand Total:	32,267	72,365	47,213	46,128	16,652	33,519

	2016	2017	2018	2019	2020
State	19,431	13,843	11,301	9,370	11,853
AC-State	7,171	0	0	0	0
Local	2,526	0	6,236	1	1
Sub-total State	29,128	13,843	17,537	9,371	11,854
Federal					
Sub-total Federal	43,237	33,370	28,591	7,281	21,665
Grand Total	72,365	47,213	46,128	16,652	33,519

Project Count: 74

* Subject to the approval of the Transportation Improvement Plan by the governing Metropolitan Planning Organization.

Jun-10-2015

Section 4 - 1

District Southwest

Dollars in Thousands

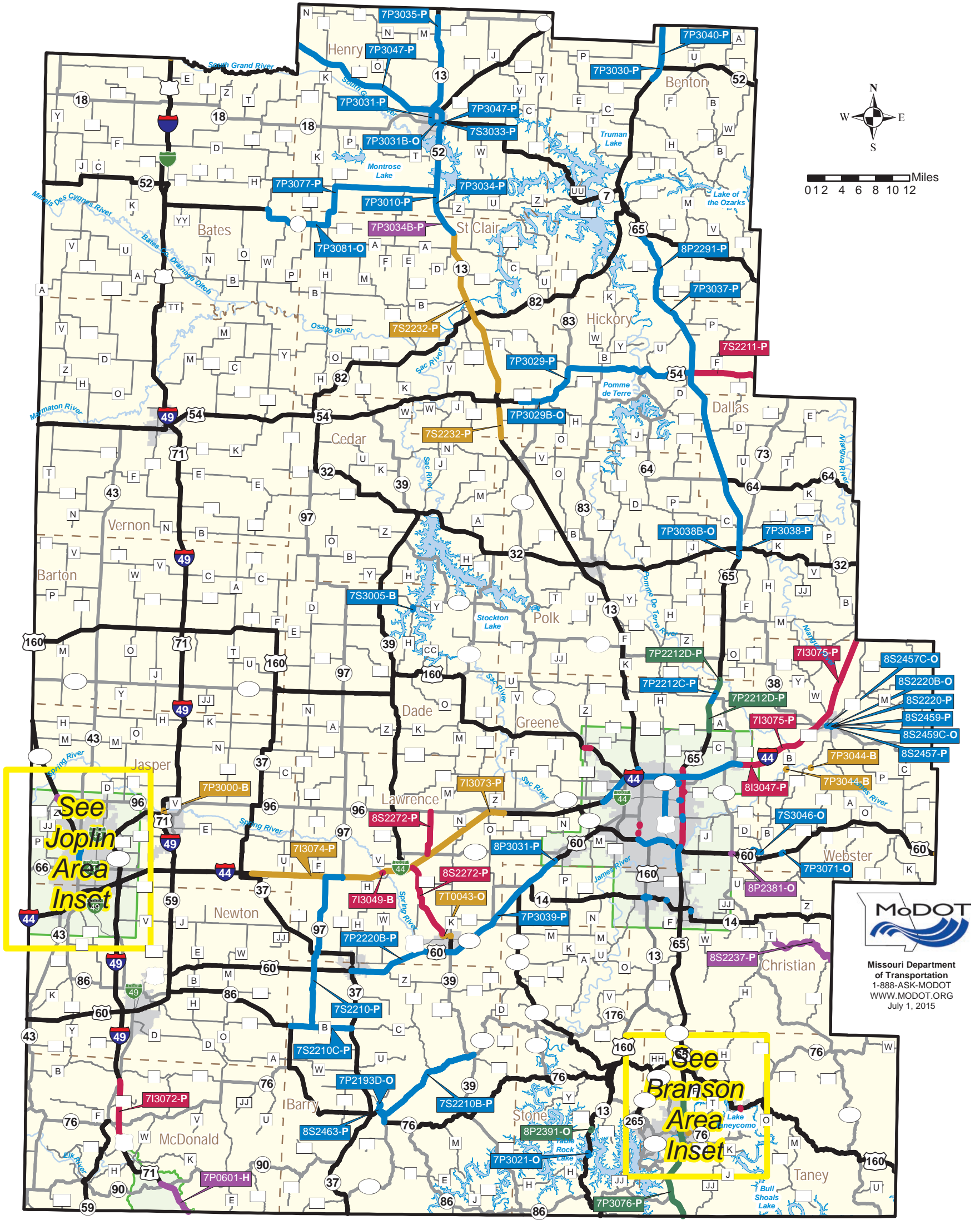
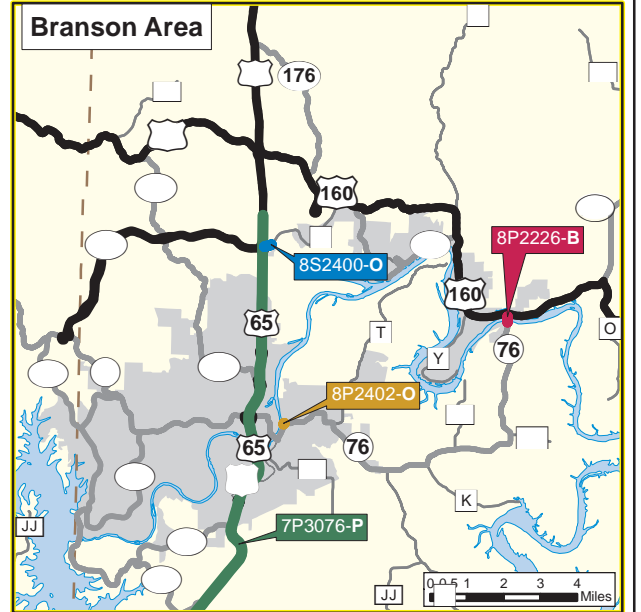
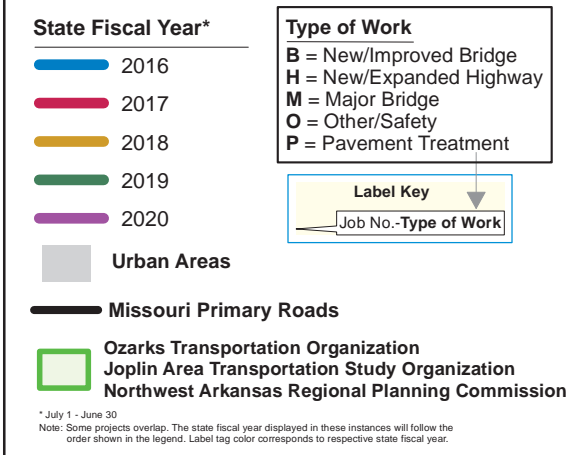
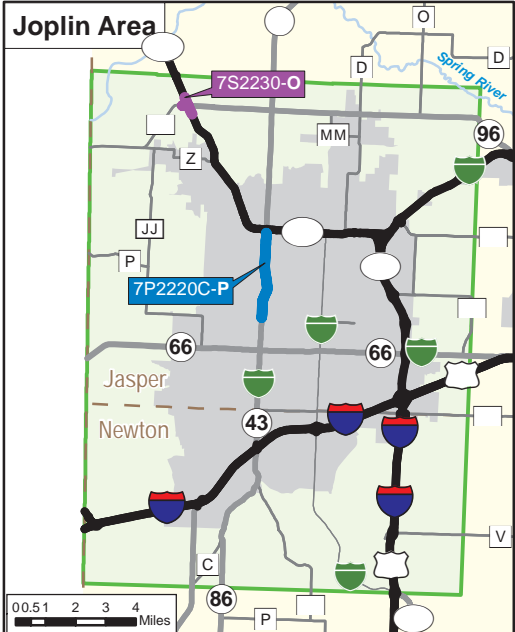
District Program Summary
Southwest (Rural)
(Dollars in Millions)

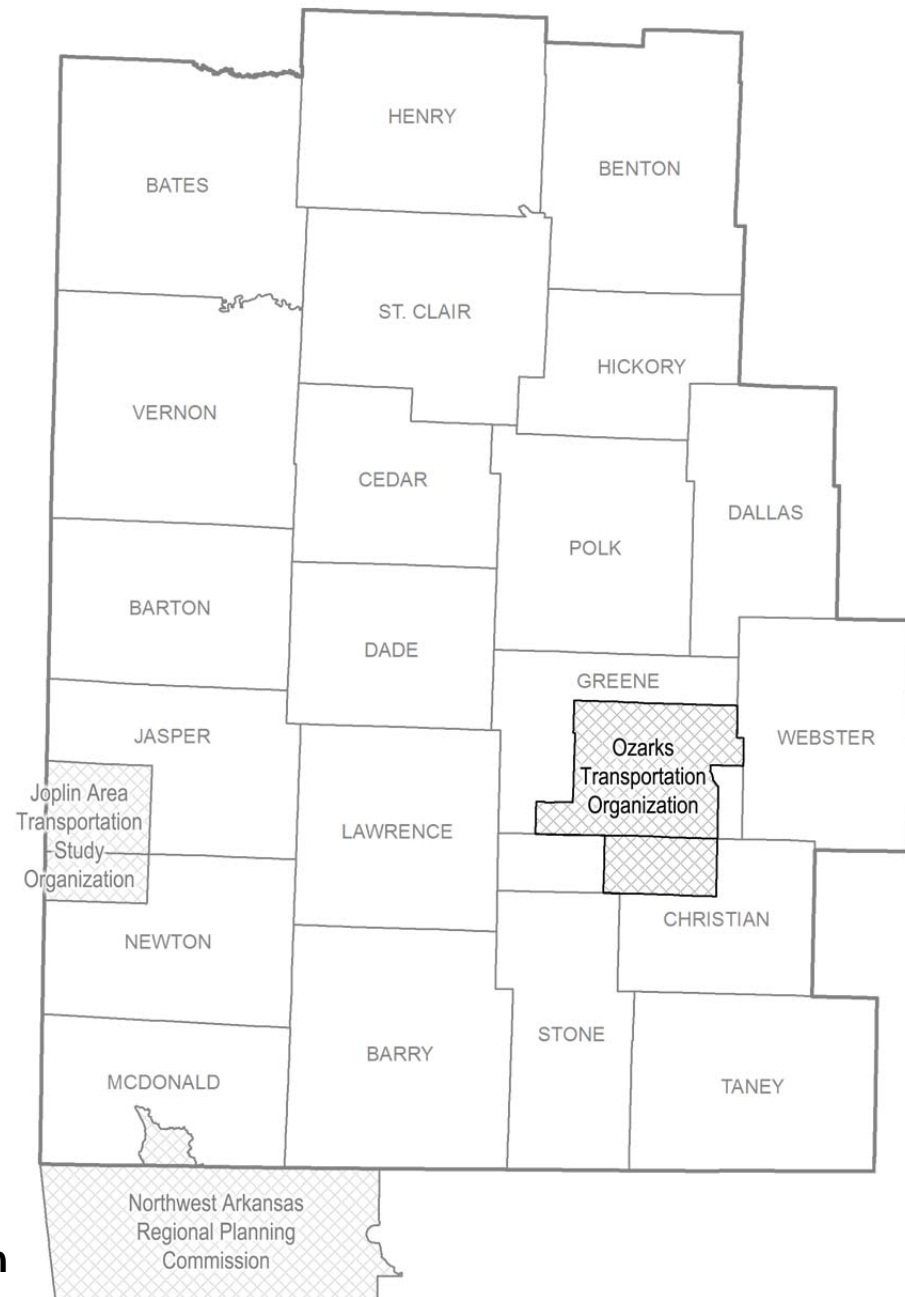
Amounts include construction and right of way, excludes engineering.

State Fiscal Year	2016	2017	2018	2019	2020
Statewide Interstate And Major Bridge - Available					
Statewide Interstate And Major Bridge - FFOS	0.00	0.00	0.00	0.00	0.00
Statewide Interstate And Major Bridge - Fund Transfers	2.79	6.27	13.08	0.00	0.00
Statewide Interstate And Major Bridge - Carryover	-4.00	0.00	0.00	0.00	0.00
Award and Completed Project Adjustments	0.00	0.00	0.00	0.00	0.00
Statewide Interstate And Major Bridge - Total Available	-1.21	6.27	13.08	0.00	0.00
Statewide Interstate And Major Bridge - Programmed	3.01	12.23	16.50	0.00	0.00
Safety - Available	2.21	1.92	1.89	1.86	1.88
Safety - FFOS	4.91	0.21	2.80	0.00	0.10
Safety - Fund Transfers	-2.26	-0.53	0.00	0.00	0.00
Safety - Carryover	5.91	0.00	0.00	0.00	0.00
Award and Completed Project Adjustments	0.69	-0.41	0.20	0.29	0.00
Safety - Total Available	11.46	1.19	4.89	2.15	1.98
Safety - Programmed	5.04	0.49	4.61	0.00	0.11
Taking Care Of System - Available	32.24	28.19	28.04	27.68	27.88
Taking Care Of System - FFOS	2.83	0.21	0.00	0.00	0.00
Taking Care Of System - Fund Transfers	7.05	0.53	0.00	0.00	0.00
Taking Care Of System - Carryover	-2.34	0.00	0.00	0.00	0.00
Award and Completed Project Adjustments	0.45	0.60	-0.67	0.24	0.00
Taking Care Of System - Total Available	40.23	29.53	27.37	27.92	27.88
Taking Care Of System - Programmed	53.33	22.12	12.28	16.13	9.16
Major Projects & Emerging Needs - Available	4.16				
Major Projects & Emerging Needs - FFOS	4.61	10.00	11.00	0.00	0.00
Major Projects & Emerging Needs - Fund Transfers	0.00	0.00	0.00	0.00	-5.90
Major Projects & Emerging Needs - Carryover	-6.01	0.00	0.00	0.00	0.00
Award and Completed Project Adjustments	0.92	-1.73	-1.50	1.13	0.00
Major Projects & Emerging Needs - Total Available	3.68	8.27	9.50	1.13	-5.90
Major Projects & Emerging Needs - Programmed	5.59	10.04	11.00	0.00	0.00
Statewide Major Projects & Emerging Needs - Available	4.16				
Statewide Major Projects & Emerging Needs - FFOS	0.00	0.00	0.00	0.00	0.00
Statewide Major Projects & Emerging Needs - Fund Transfers	0.00	0.00	0.00	0.00	0.00
Statewide Major Projects & Emerging Needs - Carryover	4.28	0.00	0.00	0.00	0.00
Award and Completed Project Adjustments	0.00	0.00	0.00	0.00	0.00
Statewide Major Projects & Emerging Needs - Total Available	8.44	0.00	0.00	0.00	0.00
Statewide Major Projects & Emerging Needs - Programmed	0.00	0.00	0.00	0.00	0.00
Statewide Amendment 3 - Available					
Statewide Amendment 3 - FFOS	0.00	0.00	0.00	0.00	0.00
Statewide Amendment 3 - Fund Transfers	0.00	0.00	0.00	0.00	18.44
Statewide Amendment 3 - Carryover	-4.93	0.00	0.00	0.00	0.00
Award and Completed Project Adjustments	0.00	0.00	0.00	0.00	0.00
Statewide Amendment 3 - Total Available	-4.93	0.00	0.00	0.00	18.44
Statewide Amendment 3 - Programmed	0.00	0.00	0.00	0.00	20.75
Total Categorized Funding Available by SFY	57.67	45.26	54.84	31.20	42.40
Total Flexible Funds Available	10.40	0.70	0.62	0.25	0.92
Adjustments	2.06	-1.54	-1.97	1.66	0.00
Carryovers	-7.09				
Total Available by SFY	68.07	45.96	55.46	31.45	43.32
Total Programmed by SFY	66.97	44.88	44.39	16.13	30.02

*Note: Three percent inflation compounded annually applied to program years 2017 - 2020
Two percent construction contingency applied to construction.*

Highway and Bridge Construction Projects





**MoDOT's Southwest District
TMA: Ozarks Transportation Organization**

(Note: The following MoDOT projects are located inside the Springfield Metropolitan Planning area boundary.)

PROJECT DESCRIPTION KEY

2016-2020 Highway and Bridge Construction Schedule

Construction contingency applied to construction cost in the year the project is awarded.

Three percent project growth factor compounded annually is applied to right-of-way and construction in program years 2, 3, 4, and 5.

No inflation is applied to the Funding From Other Sources (FFOS) or Payments.

Engineering includes PE costs, CE costs, and R/W incidentals.

STATE FISCAL YEAR PROJECT BUDGETING					
Prior Prog.	7/2015 6/2016	7/2016 6/2017	7/2017 6/2018	7/2018 6/2019	7/2019 6/2020
Engineering:	99	9	0	0	0
R/W:	0	0	99	0	0
Construction:	0	0	0	999	0
FFOS:	0	0	0	99	0
Payments:	0	99	0	0	0

County: _____
 Route: _____
 Job No.: _____
 Length: _____
 Fund Cat: _____
 Sec Cat: _____
 TIP# _____

MPO: _____ Fed: _____ State: _____ Local: _____
 Federal Oversight

Award Date _____ Anticipated Fed Cat: _____
 Future Cost: _____ Estimate Total: _____

Anticipated Federal Funding Category**

Estimated cost range beyond 2020.

Date project is to be awarded to begin construction (Season and calendar year for 2015 & 2016. SFY only beyond 2016).

Metropolitan Planning Organization (Y/N).

Project description and location.

County location of project.

Route location of project.

Project number used to track project

Total Length in 1/100 miles.

Primary Funding Category.*

Secondary Funding Category.

Transportation Improvement Plan

Projects with full oversight by the Federal Highway Administration.

Total project cost estimate.

Federal, Advanced CN-State, State and Local share of project costs.

Dollars programmed in previous STIPs.

Dollars funded from other sources.

Dollars for construction, utilities and contingency.

Dollars for right-of-way (land acquisition).

Dollars to be paid back for accelerating the project or payments to others.

Dollars for engineering that include preliminary engineering, construction engineering and right-of-way incidentals.

*Primary funding category:

Take Care of System
 Statewide Interstate & Major Bridge
 Safety
 Major Projects & Emerging Needs
 Amendment 3

Note: Freight plan projects are eligible for a greater percentage of federal funding.

**Federal funding category:

CMAQ - Congestion Mitigation and Air Quality
 * usually 80% Federal & 20% State funds
Earmark - usually 80% Federal & 20% State funds
NHPP - National Highway Performance Program
 * usually 80% Federal & 20% State funds
 * sometimes 90% Federal & 10% State funds
Safety - usually 90% Federal & 10% State funds
State - No federal funds, state only funded
STP - Surface Transportation Program
 * usually 80% Federal & 20% State funds

(All Costs in Thousands)



2016-2020 Highway and Bridge Construction Schedule

Transportation Planning

P.O. Box 270
Jefferson City, MO 65102

Construction contingency applied to construction cost in the year the project is awarded.

Three percent project growth factor compounded annually is applied to right-of-way and construction costs in program years 2, 3, 4, and 5.

No inflation is applied to the Funding From Other Sources (FFOS) or Payments.

Engineering includes PE costs, CE costs and R/W incidentals.

						STATE FISCAL YEAR PROJECT BUDGETING					
						Prior Prog.	7/2015- 6/2016	7/2016- 6/2017	7/2017- 6/2018	7/2018- 6/2019	7/2019- 6/2020
County: Christian	ADA improvements at various locations from Ellen Street to Main Street in Nixa and from Church Street to Walnut Street in Ozark. \$240,000 Statewide Transportation Enhancement funds.					Engineering:	0	38	0	0	0
Route: MO 14						R/W:	0	1	0	0	0
Job No.: 0P3011I						Construction:	0	240	0	0	0
Length: 0.84	MPO: Y					FFOS:	0	240	0	0	0
Fund Cat: Taking Care Of System	Fed: 223 State: 56 Local: 0					Payments:	0	0	0	0	0
Sec Cat: N- Ada Trans	Awd Date: Winter 16 Anticipated Fed Cat: S.T.P.										
TIP #: 	Future Cost: 0 Estimate Total: 279										
County: Christian	Intersection improvements at the Rte. 160 (Massey Boulevard) and Rte. 14 (Mount Vernon Street) intersections in Nixa. \$1,199,514 Cost Share and \$1,307,001 STP Large Urban and \$326,750 Nixa.					Engineering:	58	389	0	0	0
Route: MO 14						R/W:	20	0	0	0	0
Job No.: 8P2219						Construction:	0	2,966	0	0	0
Length: 0.66	MPO: Y					FFOS:	10	2,824	0	0	0
Fund Cat: Major Projects & Emerging Needs	AC-State: 2,685 State: 353 Local: 317					Payments:	0	0	0	0	0
Sec Cat: System Expansion	Awd Date: Fall 15 Anticipated Fed Cat: S.T.P.										
TIP #: NX0906	Future Cost: 0 Estimate Total: 3,433										
County: Christian	High friction surface treatment on curves near Richwood Road.					Engineering:	9	8	0	0	0
Route: MO 14						R/W:	0	0	0	0	0
Job No.: 8P2383						Construction:	0	66	0	0	0
Length: 0.10	MPO: Y					FFOS:	0	0	0	0	0
Fund Cat: Safety	Fed: 66 State: 8 Local: 0					Payments:	0	0	0	0	0
Sec Cat: Safety	Awd Date: Fall 15 Anticipated Fed Cat: Safety										
TIP #: MO1201	Future Cost: 0 Estimate Total: 83										
County: Greene	Signal improvements on Kansas Expressway at Sunset Street and Walnut Lawn Street in Springfield.					Engineering:	10	26	83	0	0
Route: MO 13						R/W:	0	0	0	0	0
Job No.: 8P2390						Construction:	0	0	423	0	0
Length: 0.40	MPO: Y					FFOS:	0	0	0	0	0
Fund Cat: Taking Care Of System	Fed: 426 State: 106 Local: 0					Payments:	0	0	0	0	0
Sec Cat: Systems Operations	Awd Date: 2017 Anticipated Fed Cat: NHPP										
TIP #: SP1401	Future Cost: 0 Estimate Total: 542										
County: Greene	Pavement improvements from Norton Road to Evergreen Street.					Engineering:	4	16	0	0	0
Route: MO 13						R/W:	0	0	0	0	0
Job No.: 8P3035						Construction:	0	259	0	0	0
Length: 0.25	MPO: Y					FFOS:	0	0	0	0	0
Fund Cat: Taking Care Of System	Fed: 220 State: 55 Local: 0					Payments:	0	0	0	0	0
Sec Cat: Thin Lift Overlay	Awd Date: Fall 15 Anticipated Fed Cat: NHPP										
TIP #: MO1404	Future Cost: 0 Estimate Total: 279										

* Subject to the approval of the Transportation Improvement Plan by the governing Metropolitan Planning Organization.



2016-2020 Highway and Bridge Construction Schedule

Transportation Planning

P.O. Box 270
Jefferson City, MO 65102

Construction contingency applied to construction cost in the year the project is awarded.

Three percent project growth factor compounded annually is applied to right-of-way and construction costs in program years 2, 3, 4, and 5.

No inflation is applied to the Funding From Other Sources (FFOS) or Payments.

Engineering includes PE costs, CE costs and R/W incidentals.

Construction contingency applied to construction cost in the year the project is awarded. Three percent project growth factor compounded annually is applied to right-of-way and construction costs in program years 2, 3, 4, and 5. No inflation is applied to the Funding From Other Sources (FFOS) or Payments. Engineering includes PE costs, CE costs and R/W incidentals.											STATE FISCAL YEAR PROJECT BUDGETING					
											Prior Prog.	7/2015- 6/2016	7/2016- 6/2017	7/2017- 6/2018	7/2018- 6/2019	7/2019- 6/2020
County: Greene Route: MO 13 Job No.: 8P3039 Length: 0.03 MPO: Y Fund Cat: Taking Care Of System Sec Cat: Rehab And Reconst Awd Date: Spring 16 TIP #: GR1408	Bridge improvements over Radio Lane north of Springfield. Project involves bridges A3012. AC-State: 1,211 State: 303 Local: 0 Anticipated Fed Cat: NHPP Future Cost: 0 Estimate Total: 1,518					Engineering: 4 R/W: 0 Construction: 0 FFOS: 0 Payments: 0	188 0 1,326 0 0 0	0 0 0 0 0	0 0 0 0 0	0 0 0 0 0						
County: Greene Route: US 160 Job No.: 8P2389 Length: 0.40 MPO: Y Fund Cat: Taking Care Of System Sec Cat: Systems Operations Awd Date: 2017 TIP #: WI1301	Intersection improvements at Rte. AB and at Miller Road in Willard. Fed: 683 State: 171 Local: 0 Anticipated Fed Cat: S.T.P. Future Cost: 0 Estimate Total: 864					Engineering: 10 R/W: 0 Construction: 0 FFOS: 0 Payments: 0	50 0 0 0 0	121 0 683 0 0	0 0 0 0 0	0 0 0 0 0						
County: Greene Route: IS 44 Job No.: 0I3002O Length: 21.85 MPO: Y Fund Cat: Statewide Interstate And Major Bridge Sec Cat: Preventive Maint Awd Date: Winter 16 TIP #: WI1301	Job Order Contracting for pavement repair in the Ozarks Transportation Organization area. Fed: 195 State: 21 Local: 0 Anticipated Fed Cat: NHPP Future Cost: 0 Estimate Total: 216					Engineering: 0 R/W: 0 Construction: 0 FFOS: 0 Payments: 0	16 0 200 0 0	0 0 0 0 0	0 0 0 0 0	0 0 0 0 0						
County: Greene Route: IS 44 Job No.: 8I3000 Length: 17.80 MPO: Y Fund Cat: Statewide Interstate And Major Bridge Sec Cat: Rehab And Reconst Awd Date: Fall 15 TIP #: SP1409	Pavement improvements from west of Rte. 266 (Chestnut Expressway) to east of Rte. 125. \$258,000 Open Container funds. Fed: 7,515 State: 835 Local: 0 Anticipated Fed Cat: NHPP Federal Oversight Future Cost: 0 Estimate Total: 8,427					Engineering: 77 R/W: 0 Construction: 0 FFOS: 0 Payments: 0	531 0 7,819 258 0	0 0 0 0 0	0 0 0 0 0	0 0 0 0 0						
County: Greene Route: IS 44 Job No.: 8I3047 Length: 1.52 MPO: Y Fund Cat: Statewide Interstate And Major Bridge Sec Cat: Preventive Maint Awd Date: Fall 16 TIP #: SP1409	Pavement improvements on disconnected sections from 0.5 mile east of Rte. 125 in Strafford to the Webster County line. Fed: 517 State: 58 Local: 0 Anticipated Fed Cat: NHPP Future Cost: 0 Estimate Total: 575					Engineering: 0 R/W: 0 Construction: 0 FFOS: 0 Payments: 0	5 0 0 0 0	54 0 516 0 0	0 0 0 0 0	0 0 0 0 0						

* Subject to the approval of the Transportation Improvement Plan by the governing Metropolitan Planning Organization.

Jun-10-2015

Section 4 - 2

District Southwest

TMA

Dollars in Thousands



2016-2020 Highway and Bridge Construction Schedule

Transportation Planning

P.O. Box 270
Jefferson City, MO 65102

Construction contingency applied to construction cost in the year the project is awarded.

Three percent project growth factor compounded annually is applied to right-of-way and construction costs in program years 2, 3, 4, and 5.

No inflation is applied to the Funding From Other Sources (FFOS) or Payments.

Engineering includes PE costs, CE costs and R/W incidentals.

Construction contingency applied to construction cost in the year the project is awarded. Three percent project growth factor compounded annually is applied to right-of-way and construction costs in program years 2, 3, 4, and 5. No inflation is applied to the Funding From Other Sources (FFOS) or Payments. Engineering includes PE costs, CE costs and R/W incidentals.											STATE FISCAL YEAR PROJECT BUDGETING					
											Prior Prog.	7/2015- 6/2016	7/2016- 6/2017	7/2017- 6/2018	7/2018- 6/2019	7/2019- 6/2020
County: Greene Route: LP 44 Job No.: 8P3023 Length: 6.42 MPO: Y Fund Cat: Safety Sec Cat: Safety TIP #: MO1604	Safety improvements on various sections of Glenstone Avenue from I-44 to Battlefield Road. \$701,000 Open Container funds.					Fed: 709 State: 81 Local: 0	Engineering: 62 R/W: 0 Construction: 0 FFOS: 0 Payments: 0	89 5 696 701 0	0 0 0 0 0	0 0 0 0 0	0 0 0 0 0					
County: Greene Route: US 60 Job No.: 8P2381 Length: 0.20 MPO: Y Fund Cat: Taking Care Of System Sec Cat: Systems Operations TIP #: RG1201	Intersection improvements at Rte. 125.					Fed: 294 State: 73 Local: 0	Engineering: 34 R/W: 0 Construction: 0 FFOS: 0 Payments: 0	1 0 0 0 0	1 0 0 0 0	1 0 0 0 0	26 0 337 0 0					
County: Greene Route: US 60 Job No.: 8P3031 Length: 1.19 MPO: Y Fund Cat: Taking Care Of System Sec Cat: Thin Lift Overlay TIP #: RP1401	Pavement improvements from County Road 194 to 0.3 mile west of Illinois Street in Republic.					Fed: 179 State: 44 Local: 0	Engineering: 4 R/W: 0 Construction: 0 FFOS: 0 Payments: 0	12 0 211 0 0	0 0 0 0 0	0 0 0 0 0	0 0 0 0 0					
County: Greene Route: US 60 Job No.: 8P3049 Length: 4.69 MPO: Y Fund Cat: Taking Care Of System Sec Cat: Preventive Maint TIP #: SP1410	Pavement improvements from Rte. 13 (Kansas Expressway) to 0.7 mile west of Rte. 65 in Springfield.					Fed: 282 State: 70 Local: 0	Engineering: 0 R/W: 0 Construction: 0 FFOS: 0 Payments: 0	20 0 332 0 0	0 0 0 0 0	0 0 0 0 0	0 0 0 0 0					
County: Greene Route: US 65 Job No.: 8P0605G Length: 2.79 MPO: Y Fund Cat: Major Projects & Emerging Needs Sec Cat: System Expansion TIP #: SP1410	Operational and roadway improvements from north of Rte. 60 (James River Freeway) to 0.7 mile south of Evans Road. Project involves bridge A3106.					AC-State: 11,613 State: 2,903 Local: 0	Engineering: 202 R/W: 0 Construction: 0 FFOS: 0 Payments: 0	2,005 0 12,511 0 0	0 0 0 0 0	0 0 0 0 0	0 0 0 0 0					

* Subject to the approval of the Transportation Improvement Plan by the governing Metropolitan Planning Organization.

Jun-10-2015

Section 4 - 3

District Southwest

TMA

Dollars in Thousands



2016-2020 Highway and Bridge Construction Schedule

Transportation Planning

P.O. Box 270
Jefferson City, MO 65102

Construction contingency applied to construction cost in the year the project is awarded.

Three percent project growth factor compounded annually is applied to right-of-way and construction costs in program years 2, 3, 4, and 5.

No inflation is applied to the Funding From Other Sources (FFOS) or Payments.

Engineering includes PE costs, CE costs and R/W incidentals.

Construction contingency applied to construction cost in the year the project is awarded. Three percent project growth factor compounded annually is applied to right-of-way and construction costs in program years 2, 3, 4, and 5. No inflation is applied to the Funding From Other Sources (FFOS) or Payments. Engineering includes PE costs, CE costs and R/W incidentals.							STATE FISCAL YEAR PROJECT BUDGETING					
							Prior Prog.	7/2015- 6/2016	7/2016- 6/2017	7/2017- 6/2018	7/2018- 6/2019	7/2019- 6/2020
County: Greene Route: OR 65 Job No.: 8P0850B Length: 0.14 MPO: Y Fund Cat: Major Projects & Emerging Needs Sec Cat: System Expansion Awd Date: 2018 Anticipated Fed Cat: S.T.P. TIP #: SP1106 Future Cost: 0 Estimate Total: 2,848	Relocate Eastgate Avenue (east outer road) intersection east of Rte. 65. \$1,179,000 Springfield, \$100,000 Greene County STP-Urban.		Engineering: 75 R/W: 0 Construction: 0 FFOS: 0 Payments: 0	3 2 0 0 0	2 0 0 0 0	158 0 2,608 1,279 0	0 0 0 0 0	0 0 0 0 0				
County: Greene Route: US 65 Job No.: 8P2158 Length: 0.82 MPO: Y Fund Cat: Taking Care Of System Sec Cat: Rehab And Reconst Awd Date: Winter 16 Anticipated Fed Cat: NHPP TIP #: SP1018 Future Cost: 0 Estimate Total: 6,846	Bridge improvements on northbound bridge over Lake Springfield 0.6 mile south of Rte. 60. Project involves bridge A0649.		Engineering: 938 R/W: 0 Construction: 0 FFOS: 0 Payments: 0	723 0 5,185 0 0	0 0 0 0 0	0 0 0 0 0	0 0 0 0 0	0 0 0 0 0				
County: Greene Route: BU 65 Job No.: 8P2196 Length: 0.23 MPO: Y Fund Cat: Major Projects & Emerging Needs Sec Cat: System Expansion Awd Date: Summer 15 Anticipated Fed Cat: NHPP TIP #: SP1109 Future Cost: 0 Estimate Total: 14,776	Railroad crossing grade separation at Chestnut Expressway and BNSF Railway 0.2 mile west of Rte. 65. \$4,846,523 Cost Share, \$2,000,000 Springfield, \$2,250,000 STP-Rail, \$3,173,201 Springfield STP-U, \$750,000 GCSA, \$400,000 Greene Co. STP-U, \$342,877 BNSF Railway.		Engineering: 584 R/W: 4,067 Construction: 0 FFOS: 4,067 Payments: 0	429 0 9,696 9,696 0	0 0 0 0 0	0 0 0 0 0	0 0 0 0 0	0 0 0 0 0				
County: Greene Route: US 65 Job No.: 8P2293 Length: 0.09 MPO: Y Fund Cat: Taking Care Of System Sec Cat: Rehab And Reconst Awd Date: 2018 Anticipated Fed Cat: NHPP TIP #: SP1112 Future Cost: 0 Estimate Total: 4,198	Replace southbound bridge over I-44 in Springfield. \$166,134.42 SAFETEA-LU earmark Demo ID MO108. Project involves bridge A2071.		Engineering: 229 R/W: 0 Construction: 0 FFOS: 0 Payments: 0	80 0 0 0 0	180 0 0 0 0	264 0 3,445 0 0	0 0 0 0 0	0 0 0 0 0				
County: Greene Route: US 65 Job No.: 8P3036 Length: 1.20 MPO: Y Fund Cat: Major Projects & Emerging Needs Sec Cat: System Expansion Awd Date: Fall 16 Anticipated Fed Cat: NHPP TIP #: SP1415 Future Cost: 0 Estimate Total: 4,493	Interchange improvements at Rte. YY (Division Street). \$1,519,395 Cost Share, \$1,823,292 Springfield STP-Urban, \$455,823 Springfield.		Engineering: 119 R/W: 0 Construction: 0 FFOS: 0 Payments: 0	105 1,190 0 918 0	112 0 2,967 2,880 0	0 0 0 0 0	0 0 0 0 0	0 0 0 0 0				

* Subject to the approval of the Transportation Improvement Plan by the governing Metropolitan Planning Organization.



2016-2020 Highway and Bridge Construction Schedule

Transportation Planning

P.O. Box 270
Jefferson City, MO 65102

Construction contingency applied to construction cost in the year the project is awarded.

Three percent project growth factor compounded annually is applied to right-of-way and construction costs in program years 2, 3, 4, and 5.

No inflation is applied to the Funding From Other Sources (FFOS) or Payments.

Engineering includes PE costs, CE costs and R/W incidentals.

Construction contingency applied to construction cost in the year the project is awarded. Three percent project growth factor compounded annually is applied to right-of-way and construction costs in program years 2, 3, 4, and 5. No inflation is applied to the Funding From Other Sources (FFOS) or Payments. Engineering includes PE costs, CE costs and R/W incidentals.											STATE FISCAL YEAR PROJECT BUDGETING					
											Prior Prog.	7/2015- 6/2016	7/2016- 6/2017	7/2017- 6/2018	7/2018- 6/2019	7/2019- 6/2020
County: Greene Route: US 65 Job No.: 8P3046 Length: 0.44 MPO: Y Fund Cat: Taking Care Of System Sec Cat: Preventive Maint Awd Date: Summer 15 Anticipated Fed Cat: NHPP TIP #: Future Cost: 0 Estimate Total: 75	Engineering: R/W: Construction: FFOS: Payments:	1 0 0 0 0 0	6 0 68 0 0 0	0 0 0 0 0 0	0 0 0 0 0 0	0 0 0 0 0 0										
County: Greene Route: US 65 Job No.: 8P3048 Length: 9.18 MPO: Y Fund Cat: Taking Care Of System Sec Cat: Thin Lift Overlay Awd Date: Fall 16 Anticipated Fed Cat: NHPP TIP #: Future Cost: 0 Estimate Total: 8,673	Engineering: R/W: Construction: FFOS: Payments:	0 0 0 0 0 0	60 0 0 0 0 0	472 0 8,141 0 0 0	0 0 0 0 0 0	0 0 0 0 0 0										
County: Greene Route: MO 744 Job No.: 8S3019 Length: 0.26 MPO: Y Fund Cat: Major Projects & Emerging Needs Sec Cat: Regional Awd Date: Winter 16 Anticipated Fed Cat: NHPP TIP #: Future Cost: 0 Estimate Total: 1,822	Engineering: R/W: Construction: FFOS: Payments:	110 118 0 94 0	184 0 1,410 1,399 0	0 0 0 0 0	0 0 0 0 0	0 0 0 0 0										
County: Greene Route: CRD EVANS RD Job No.: 8O2397 Length: 0.07 MPO: Y Fund Cat: Taking Care Of System Sec Cat: Rehab And Reconst Awd Date: 2018 Anticipated Fed Cat: NHPP TIP #: Future Cost: 0 Estimate Total: 957	Engineering: R/W: Construction: FFOS: Payments:	17 0 0 0 0 0	2 0 0 0 0 0	41 0 0 0 0 0	53 0 844 0 0 0	0 0 0 0 0 0										
County: Various Route: Various Job No.: 8P2243 Length: 0.00 MPO: Y Fund Cat: Taking Care Of System Sec Cat: Routine Maintenance Awd Date: 2018 Anticipated Fed Cat: S.T.P. TIP #: Future Cost: 0 Estimate Total: 206	Engineering: R/W: Construction: FFOS: Payments:	5 0 0 0 0 0	1 0 0 0 0 0	1 0 0 0 0 0	13 0 186 0 0 0	0 0 0 0 0 0										

* Subject to the approval of the Transportation Improvement Plan by the governing Metropolitan Planning Organization.



2016-2020 Highway and Bridge Construction Schedule

Transportation Planning

P.O. Box 270
Jefferson City, MO 65102

Construction contingency applied to construction cost in the year the project is awarded.

Three percent project growth factor compounded annually is applied to right-of-way and construction costs in program years 2, 3, 4, and 5.

No inflation is applied to the Funding From Other Sources (FFOS) or Payments.

Engineering includes PE costs, CE costs and R/W incidentals.

						STATE FISCAL YEAR PROJECT BUDGETING					
						Prior Prog.	7/2015- 6/2016	7/2016- 6/2017	7/2017- 6/2018	7/2018- 6/2019	7/2019- 6/2020
County: Various	Job Order Contracting for guard cable and guardrail repair at various locations in the	Engineering:	6	14	0	0	0	0	0	0	0
Route: Various	urban Southwest District.	R/W:	0	0	0	0	0	0	0	0	0
Job No.: 8P2245		Construction:	0	175	0	0	0	0	0	0	0
Length: 0.00	MPO: Y	FFOS:	0	0	0	0	0	0	0	0	0
Fund Cat: Taking Care Of System	AC-State: 152 State: 37 Local: 0	Payments:	0	0	0	0	0	0	0	0	0
Sec Cat: Routine Maintenance	Awd Date: Spring 16 Anticipated Fed Cat: S.T.P.										
TIP #: MO1605	Future Cost: 0 Estimate Total: 195										
County: Various	Job Order Contracting for guard cable and guardrail repair at various locations in the	Engineering:	4	2	14	0	0	0	0	0	0
Route: Various	urban Southwest District.	R/W:	0	0	0	0	0	0	0	0	0
Job No.: 8P3009		Construction:	0	0	180	0	0	0	0	0	0
Length: 0.00	MPO: Y	FFOS:	0	0	0	0	0	0	0	0	0
Fund Cat: Taking Care Of System	Fed: 158 State: 38 Local: 0	Payments:	0	0	0	0	0	0	0	0	0
Sec Cat: Routine Maintenance	Awd Date: 2017 Anticipated Fed Cat: S.T.P.										
TIP #: MO1705	Future Cost: 0 Estimate Total: 200										
County: Various	Installation of traffic sensing equipment at various locations in the Ozarks Transportation	Engineering:	2	1	0	0	0	0	0	0	0
Route: Various	Organization area.	R/W:	0	0	0	0	0	0	0	0	0
Job No.: 8P3030		Construction:	0	600	0	0	0	0	0	0	0
Length: 0.00	MPO: Y	FFOS:	0	0	0	0	0	0	0	0	0
Fund Cat: Major Projects & Emerging Needs	Fed: 481 State: 120 Local: 0	Payments:	0	0	0	0	0	0	0	0	0
Sec Cat: Systems Operations	Awd Date: N/A Anticipated Fed Cat: S.T.P.										
TIP #: SP1403	Future Cost: 0 Estimate Total: 603										
County: Various	Pavement improvements on primary routes in the urban Southwest District.	Engineering:	0	10	10	31	82	0	0	0	0
Route: Various		R/W:	0	0	0	0	0	0	0	0	0
Job No.: 8P3050		Construction:	0	0	0	0	6,556	0	0	0	0
Length: 0.00	MPO: Y	FFOS:	0	0	0	0	0	0	0	0	0
Fund Cat: Taking Care Of System	Fed: 5,352 State: 1,337 Local: 0	Payments:	0	0	0	0	0	0	0	0	0
Sec Cat: Thin Lift Overlay	Awd Date: 2019 Anticipated Fed Cat: NHPP										
TIP #: MO1705	Future Cost: 0 Estimate Total: 6,689										
County: Various	On-call work zone enforcement at various locations in the urban Southwest District.	Engineering:	0	1	3	0	0	0	0	0	0
Route: Various		R/W:	0	0	0	0	0	0	0	0	0
Job No.: 8P3054		Construction:	0	0	41	0	0	0	0	0	0
Length: 0.00	MPO: Y	FFOS:	0	0	0	0	0	0	0	0	0
Fund Cat: Safety	Fed: 41 State: 4 Local: 0	Payments:	0	0	0	0	0	0	0	0	0
Sec Cat: Safety	Awd Date: N/A Anticipated Fed Cat: Safety										
TIP #: MO1705	Future Cost: 0 Estimate Total: 45										

* Subject to the approval of the Transportation Improvement Plan by the governing Metropolitan Planning Organization.

Jun-10-2015

Section 4 - 6

District Southwest

TMA

Dollars in Thousands



2016-2020 Highway and Bridge Construction Schedule

Transportation Planning

P.O. Box 270
Jefferson City, MO 65102

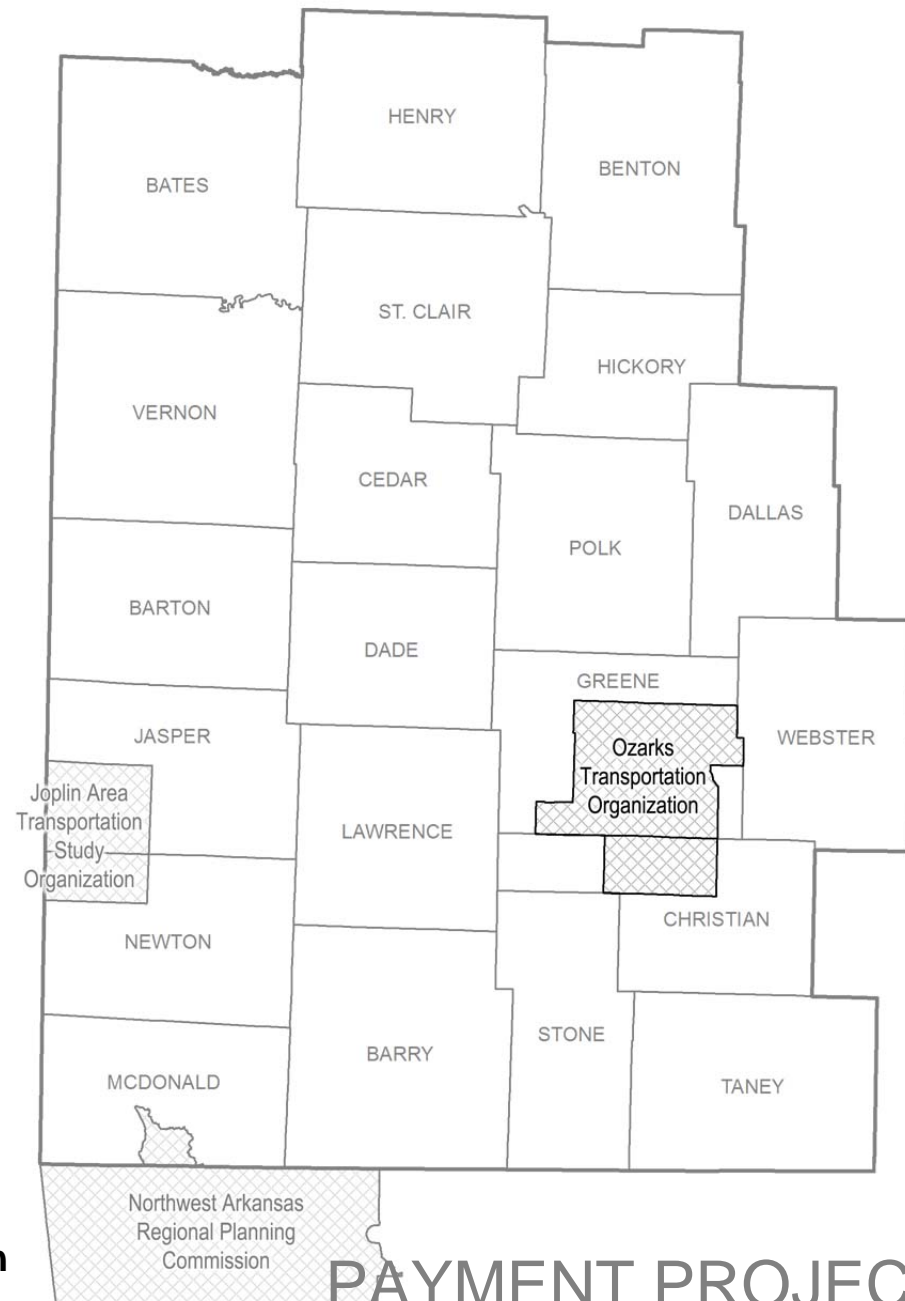
Construction contingency applied to construction cost in the year the project is awarded.
Three percent project growth factor compounded annually is applied to right-of-way and construction costs in program years 2, 3, 4, and 5.
No inflation is applied to the Funding From Other Sources (FFOS) or Payments.
Engineering includes PE costs, CE costs and R/W incidentals.

STATE FISCAL YEAR PROJECT BUDGETING						
	Prior Prog.	7/2015- 6/2016	7/2016- 6/2017	7/2017- 6/2018	7/2018- 6/2019	7/2019- 6/2020
FFOS:	4,171	16,036	2,880	1,279	0	0
Total R/W:	4,205	1,198	0	0	0	0
Total Construction:	0	43,760	12,951	7,083	6,556	337
Paybacks:	0	0	0	0	0	0
Sub-Total:	4,205	44,958	12,951	7,083	6,556	337
Total Engineering:	2,564	5,015	1,094	520	83	26
Grand Total:	6,769	49,973	14,045	7,603	6,639	363

	2016	2017	2018	2019	2020
State	8,214	2,288	996	1,327	73
AC-State	16,937	0	0	0	0
Local	832	456	1,179	0	0
Sub-total State	25,983	2,744	2,175	1,327	73
Federal					
Sub-total Federal	23,990	11,301	5,428	5,312	290
Grand Total	49,973	14,045	7,603	6,639	363

Project Count: 30

* Subject to the approval of the Transportation Improvement Plan by the governing Metropolitan Planning Organization.



**MoDOT's Southwest District
TMA: Ozarks Transportation Organization**

PAYMENT PROJECTS

(Note: The following MoDOT projects are located inside the Springfield Metropolitan Planning area boundary.)



2016-2020 Highway and Bridge Construction Schedule

Transportation Planning

P.O. Box 270
Jefferson City, MO 65102

Construction contingency applied to construction cost in the year the project is awarded.

Three percent project growth factor compounded annually is applied to right-of-way and construction costs in program years 2, 3, 4, and 5.

No inflation is applied to the Funding From Other Sources (FFOS) or Payments.

Engineering includes PE costs, CE costs and R/W incidentals.

Construction contingency applied to construction cost in the year the project is awarded. Three percent project growth factor compounded annually is applied to right-of-way and construction costs in program years 2, 3, 4, and 5. No inflation is applied to the Funding From Other Sources (FFOS) or Payments. Engineering includes PE costs, CE costs and R/W incidentals.												STATE FISCAL YEAR PROJECT BUDGETING						
												Prior Prog.	7/2015- 6/2016	7/2016- 6/2017	7/2017- 6/2018	7/2018- 6/2019	7/2019- 6/2020	
County: Various	Payback beginning in SFY 2008 for Safe and Sound bridges in the urban Southwest District.											Engineering:	0	0	0	0	0	0
Route: Various												R/W:	7	0	0	0	0	0
Job No.: 5B0800X												Construction:	0	0	0	0	0	0
Length: 0.00	MPO: Y				Fed: 0	State: 1,420	Local: 0					FFOS:	7	0	0	0	0	
Fund Cat: Taking Care Of System												Payments:	1,434	284	284	284	284	284
Sec Cat: Rehab And Reconst	Awd Date: N/A	Anticipated Fed Cat:																
TIP #: MO1105	Future Cost: 2,001 - 5,000				Estimate Total: 2,861													
County: Various	On-call work zone enforcement at various locations in the urban Southwest District.											Engineering:	0	1	0	0	0	0
Route: Various												R/W:	0	0	0	0	0	0
Job No.: 8P2377												Construction:	0	0	0	0	0	0
Length: 0.00	MPO: Y				Fed: 46	State: 5	Local: 0					FFOS:	0	0	0	0	0	
Fund Cat: Safety												Payments:	0	50	0	0	0	0
Sec Cat: Safety	Awd Date: N/A	Anticipated Fed Cat:																
TIP #: MO1601	Future Cost: 0				Estimate Total: 51													
County: Various	Operations and management of Ozarks Traffic ITS in the urban Southwest District.											Engineering:	0	0	0	0	0	0
Route: Various												R/W:	0	0	0	0	0	0
Job No.: 8Q3000												Construction:	0	0	0	0	0	0
Length: 0.00	MPO: Y				Fed: 538	State: 135	Local: 0					FFOS:	0	0	0	0	0	
Fund Cat: Major Projects & Emerging Needs												Payments:	0	673	0	0	0	0
Sec Cat: Systems Operations	Awd Date: N/A	Anticipated Fed Cat:																
TIP #: MO1603	Future Cost: 0				Estimate Total: 673													
County: Various	Operations and management of Ozarks Traffic ITS in the urban Southwest District.											Engineering:	0	0	0	0	0	0
Route: Various												R/W:	0	0	0	0	0	0
Job No.: 8Q3001												Construction:	0	0	0	0	0	0
Length: 0.00	MPO: Y				Fed: 538	State: 135	Local: 0					FFOS:	0	0	0	0	0	
Fund Cat: Major Projects & Emerging Needs												Payments:	0	0	673	0	0	0
Sec Cat: Systems Operations	Awd Date: N/A	Anticipated Fed Cat:																
TIP #: MO1701	Future Cost: 0				Estimate Total: 673													

* Subject to the approval of the Transportation Improvement Plan by the governing Metropolitan Planning Organization.



2016-2020 Highway and Bridge Construction Schedule

Transportation Planning

P.O. Box 270
Jefferson City, MO 65102

Construction contingency applied to construction cost in the year the project is awarded.
Three percent project growth factor compounded annually is applied to right-of-way and construction costs in program years 2, 3, 4, and 5.
No inflation is applied to the Funding From Other Sources (FFOS) or Payments.
Engineering includes PE costs, CE costs and R/W incidentals.

STATE FISCAL YEAR PROJECT BUDGETING						
	Prior Prog.	7/2015- 6/2016	7/2016- 6/2017	7/2017- 6/2018	7/2018- 6/2019	7/2019- 6/2020
FFOS:	7	0	0	0	0	0
Total R/W:	7	0	0	0	0	0
Total Construction:	0	0	0	0	0	0
Paybacks:	1,434	1,007	957	284	284	284
Sub-Total:	1,441	1,007	957	284	284	284
Total Engineering:	0	1	0	0	0	0
Grand Total:	1,441	1,008	957	284	284	284
		2016	2017	2018	2019	2020
State		424	419	284	284	284
AC-State		0	0	0	0	0
Local		0	0	0	0	0
Sub-total State		424	419	284	284	284
Federal						
Sub-total Federal		584	538	0	0	0
Grand Total		1,008	957	284	284	284

Project Count: 4

* Subject to the approval of the Transportation Improvement Plan by the governing Metropolitan Planning Organization.

Jun-10-2015

Section 4 - 1

District Southwest

TMA

Dollars in Thousands



2016-2020 Highway and Bridge Construction Schedule

Transportation Planning

P.O. Box 270
Jefferson City, MO 65102

Construction contingency applied to construction cost in the year the project is awarded.
Three percent project growth factor compounded annually is applied to right-of-way and construction costs in program years 2, 3, 4, and 5.

No inflation is applied to the Funding From Other Sources (FFOS) or Payments.

Engineering includes PE costs, CE costs and R/W incidentals.

Southwest TMA Total

STATE FISCAL YEAR PROJECT BUDGETING						
	Prior Prog.	7/2015- 6/2016	7/2016- 6/2017	7/2017- 6/2018	7/2018- 6/2019	7/2019- 6/2020
FFOS:	4,178	16,036	2,880	1,279	0	0
Total R/W:	4,212	1,198	0	0	0	0
Total Construction:	0	43,760	12,951	7,083	6,556	337
Paybacks:	1,434	1,007	957	284	284	284
Sub-Total:	5,646	45,965	13,908	7,367	6,840	621
Total Engineering:	2,564	5,016	1,094	520	83	26
Grand Total:	8,210	50,981	15,002	7,887	6,923	647

	2016	2017	2018	2019	2020
State	8,638	2,707	1,280	1,611	357
AC-State	16,937	0	0	0	0
Local	832	456	1,179	0	0
Sub-total State	26,407	3,163	2,459	1,611	357

Federal					
Sub-total Federal	24,574	11,839	5,428	5,312	290
Grand Total	50,981	15,002	7,887	6,923	647

Project Count: 34

* Subject to the approval of the Transportation Improvement Plan by the governing Metropolitan Planning Organization.

Jun-10-2015

Section 4 - 1

District Southwest

TMA

Dollars in Thousands

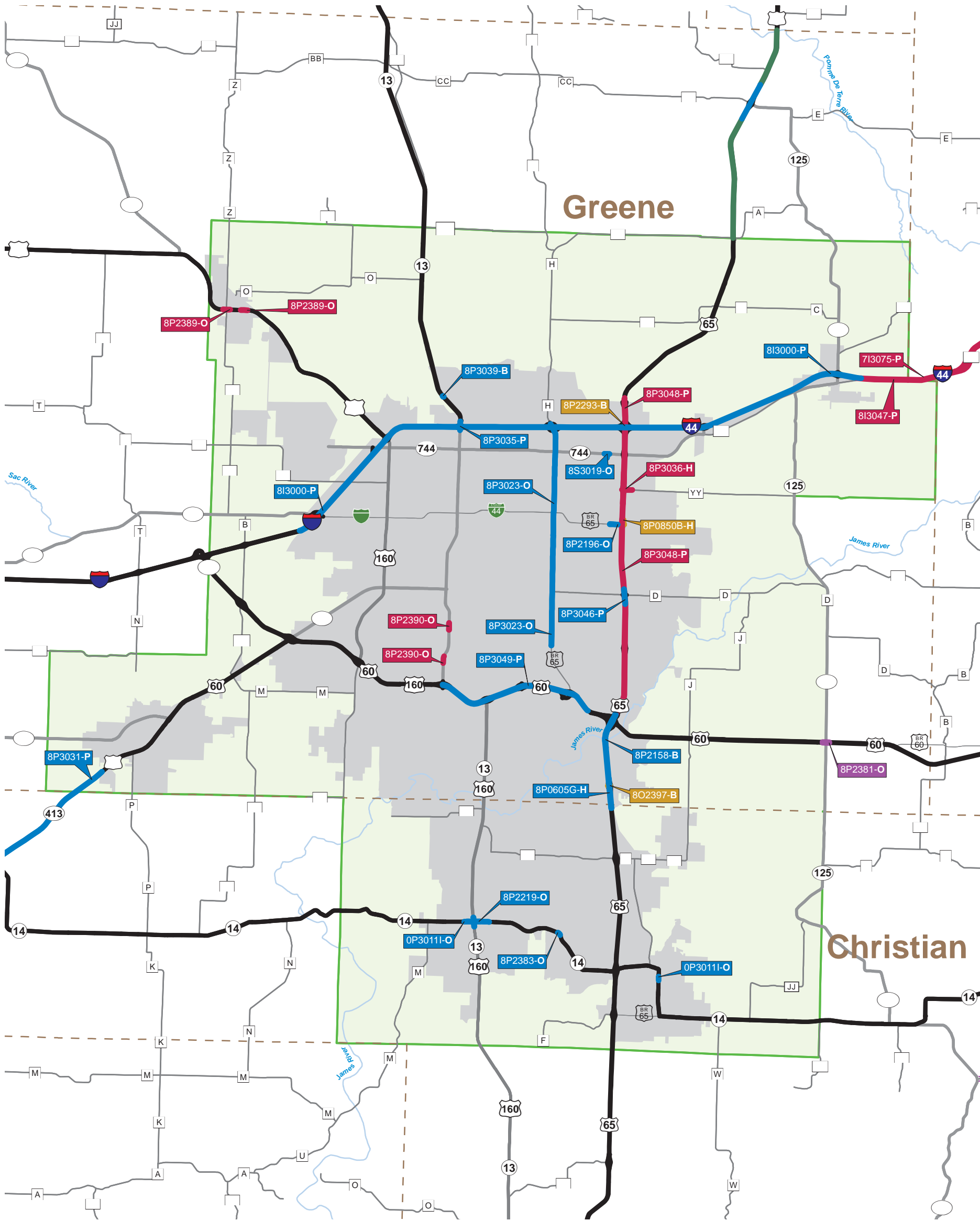
District Program Summary
Southwest (Urban)
(Dollars in Millions)

Amounts include construction and right of way, excludes engineering.

State Fiscal Year	2016	2017	2018	2019	2020
Statewide Interstate And Major Bridge - Available					
Statewide Interstate And Major Bridge - FFOS	0.26	0.00	0.00	0.00	0.00
Statewide Interstate And Major Bridge - Fund Transfers	7.76	0.23	0.00	0.00	0.00
Statewide Interstate And Major Bridge - Carryover	0.00	0.00	0.00	0.00	0.00
Award and Completed Project Adjustments	0.00	0.00	0.00	0.00	0.00
Statewide Interstate And Major Bridge - Total Available	8.02	0.23	0.00	0.00	0.00
Statewide Interstate And Major Bridge - Programmed	8.02	0.52	0.00	0.00	0.00
Safety - Available	1.14	0.94	0.99	0.97	0.98
Safety - FFOS	0.70	0.00	0.00	0.00	0.00
Safety - Fund Transfers	-1.39	0.00	0.00	0.00	0.00
Safety - Carryover	4.38	0.00	0.00	0.00	0.00
Award and Completed Project Adjustments	0.21	5.61	0.03	0.06	0.00
Safety - Total Available	5.04	6.55	1.02	1.03	0.98
Safety - Programmed	0.82	0.04	0.00	0.00	0.00
Taking Care Of System - Available	7.41	6.47	6.45	6.37	6.42
Taking Care Of System - FFOS	0.24	0.00	0.00	0.00	0.00
Taking Care Of System - Fund Transfers	5.00	0.00	0.00	0.00	0.00
Taking Care Of System - Carryover	1.90	0.00	0.00	0.00	0.00
Award and Completed Project Adjustments	-0.06	0.44	0.69	0.86	0.00
Taking Care Of System - Total Available	14.49	6.91	7.14	7.23	6.42
Taking Care Of System - Programmed	8.08	9.70	4.76	6.84	0.62
Major Projects & Emerging Needs - Available	4.44				
Major Projects & Emerging Needs - FFOS	14.84	2.88	1.28	0.00	0.00
Major Projects & Emerging Needs - Fund Transfers	1.15	0.00	0.00	0.00	0.00
Major Projects & Emerging Needs - Carryover	2.20	0.00	0.00	0.00	0.00
Award and Completed Project Adjustments	-0.37	1.92	0.66	7.46	0.00
Major Projects & Emerging Needs - Total Available	22.26	4.80	1.94	7.46	0.00
Major Projects & Emerging Needs - Programmed	29.04	3.64	2.61	0.00	0.00
Statewide Major Projects & Emerging Needs - Available					
Statewide Major Projects & Emerging Needs - FFOS	0.00	0.00	0.00	0.00	0.00
Statewide Major Projects & Emerging Needs - Fund Transfers	0.00	0.00	0.00	0.00	0.00
Statewide Major Projects & Emerging Needs - Carryover	0.00	0.00	0.00	0.00	0.00
Award and Completed Project Adjustments	0.00	0.00	0.00	0.00	0.00
Statewide Major Projects & Emerging Needs - Total Available	0.00	0.00	0.00	0.00	0.00
Statewide Major Projects & Emerging Needs - Programmed	0.00	0.00	0.00	0.00	0.00
Statewide Amendment 3 - Available					
Statewide Amendment 3 - FFOS	0.00	0.00	0.00	0.00	0.00
Statewide Amendment 3 - Fund Transfers	0.00	0.00	0.00	0.00	0.00
Statewide Amendment 3 - Carryover	-3.51	0.00	0.00	0.00	0.00
Award and Completed Project Adjustments	0.00	0.00	0.00	0.00	0.00
Statewide Amendment 3 - Total Available	-3.51	0.00	0.00	0.00	0.00
Statewide Amendment 3 - Programmed	0.00	0.00	0.00	0.00	0.00
Total Categorized Funding Available by SFY	46.30	18.49	10.10	15.72	7.40
Total Flexible Funds Available	2.01	0.38	0.34	0.13	0.50
Adjustments	-0.22	7.97	1.38	8.38	0.00
Carryovers	4.97				
Total Available by SFY	48.31	18.87	10.44	15.85	7.90
Total Programmed by SFY	45.96	13.90	7.37	6.84	0.62

*Note: Three percent inflation compounded annually applied to program years 2017 - 2020
Two percent construction contingency applied to construction.*

Statewide Transportation Improvement Program
2016-2020
Southwest District-Ozarks Transportation Organization
Highway and Bridge Construction Projects



State Fiscal Year*

- 2016
- 2017
- 2018
- 2019
- 2020

Urban Areas

Missouri Primary Roads

Ozarks Transportation Organization

Type of Work

B = New/Improved Bridge
H = New/Expanded Highway
M = Major Bridge
O = Other/Safety
P = Pavement Treatment

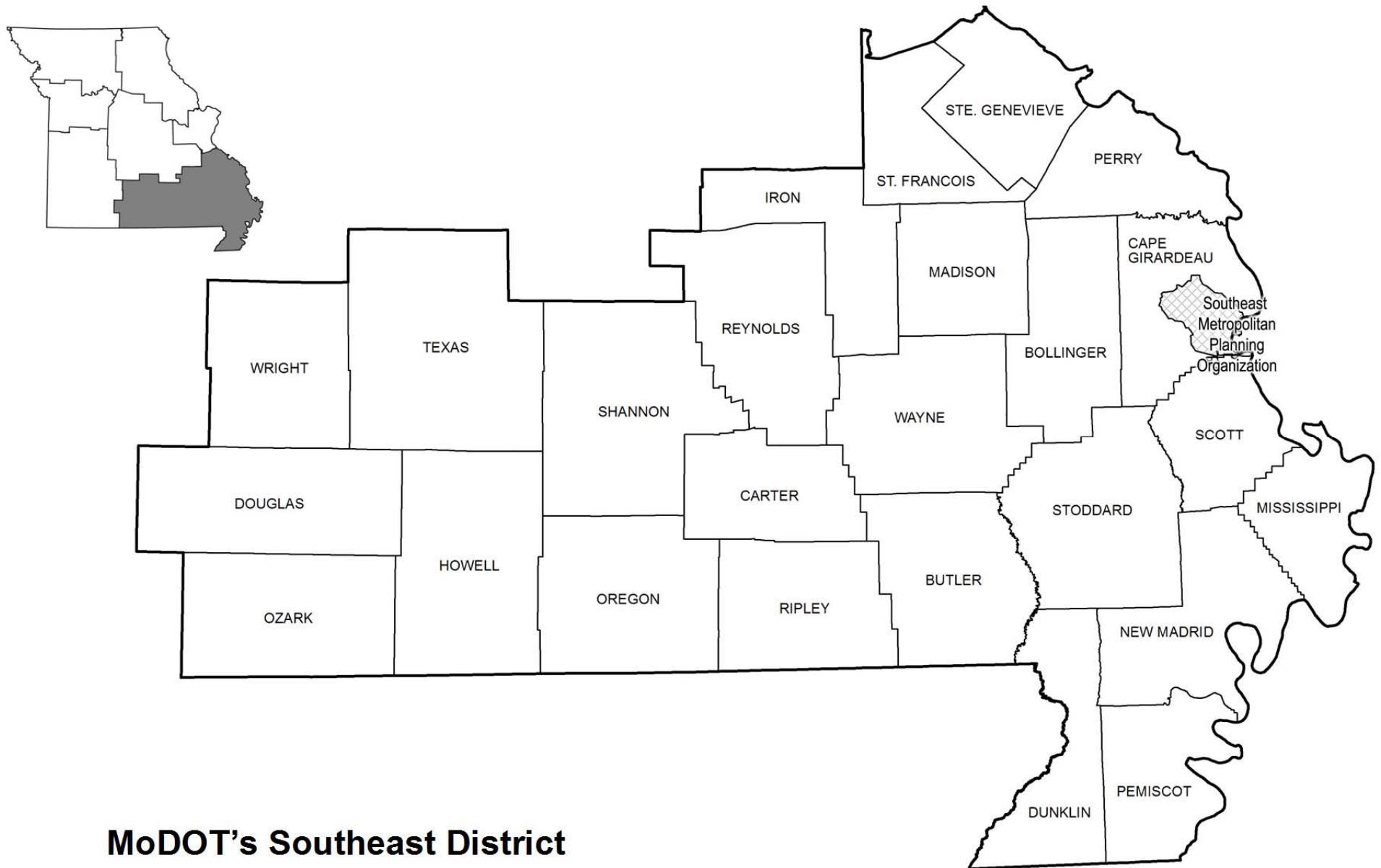
Label Key

Job No.-Type of Work

* July 1 - June 30
Note: Some projects overlap. The state fiscal year displayed in these instances will follow the order shown in the legend. Label tag color corresponds to respective state fiscal year.



Missouri Department of Transportation
1-888-ASK-MODOT
WWW.MODOT.ORG
July 1, 2015



PROJECT DESCRIPTION KEY

2016-2020 Highway and Bridge Construction Schedule

Construction contingency applied to construction cost in the year the project is awarded.

Three percent project growth factor compounded annually is applied to right-of-way and construction in program years 2, 3, 4, and 5.

No inflation is applied to the Funding From Other Sources (FFOS) or Payments.

Engineering includes PE costs, CE costs, and R/W incidentals.

STATE FISCAL YEAR PROJECT BUDGETING					
Prior Prog.	7/2015 6/2016	7/2016 6/2017	7/2017 6/2018	7/2018 6/2019	7/2019 6/2020
Engineering:	99	9	0	0	0
R/W:	0	0	99	0	0
Construction:	0	0	0	999	0
FFOS:	0	0	0	99	0
Payments:	0	99	0	0	0

County: _____
 Route: _____
 Job No.: _____
 Length: _____
 Fund Cat: _____
 Sec Cat: _____
 TIP# _____

MPO: _____ Fed: _____ State: _____ Local: _____
 Federal Oversight

Award Date _____ Anticipated Fed Cat: _____
 Future Cost: _____ Estimate Total: _____

Anticipated Federal Funding Category**

Estimated cost range beyond 2020.

Date project is to be awarded to begin construction (Season and calendar year for 2015 & 2016. SFY only beyond 2016).

Metropolitan Planning Organization (Y/N).

Project description and location.

County location of project.

Route location of project.

Project number used to track project

Total Length in 1/100 miles.

Primary Funding Category.*

Secondary Funding Category.

Transportation Improvement Plan

Projects with full oversight by the Federal Highway Administration.

Total project cost estimate.

Federal, Advanced CN-State, State and Local share of project costs.

Dollars programmed in previous STIPs.

Dollars funded from other sources.

Dollars for construction, utilities and contingency.

Dollars for right-of-way (land acquisition).

Dollars to be paid back for accelerating the project or payments to others.

Dollars for engineering that include preliminary engineering, construction engineering and right-of-way incidentals.

*Primary funding category:

Take Care of System
 Statewide Interstate & Major Bridge
 Safety
 Major Projects & Emerging Needs
 Amendment 3

Note: Freight plan projects are eligible for a greater percentage of federal funding.

**Federal funding category:

CMAQ - Congestion Mitigation and Air Quality
 * usually 80% Federal & 20% State funds
Earmark - usually 80% Federal & 20% State funds
NHPP - National Highway Performance Program
 * usually 80% Federal & 20% State funds
 * sometimes 90% Federal & 10% State funds
Safety - usually 90% Federal & 10% State funds
State - No federal funds, state only funded
STP - Surface Transportation Program
 * usually 80% Federal & 20% State funds

(All Costs in Thousands)



2016-2020 Highway and Bridge Construction Schedule

Construction contingency applied to construction cost in the year the project is awarded.

Three percent project growth factor compounded annually is applied to right-of-way and construction costs in program years 2, 3, 4, and 5.

No inflation is applied to the Funding From Other Sources (FFOS) or Payments.

Engineering includes PE costs, CE costs and R/W incidentals.

Construction contingency applied to construction cost in the year the project is awarded. Three percent project growth factor compounded annually is applied to right-of-way and construction costs in program years 2, 3, 4, and 5. No inflation is applied to the Funding From Other Sources (FFOS) or Payments. Engineering includes PE costs, CE costs and R/W incidentals.												STATE FISCAL YEAR PROJECT BUDGETING						
												Prior Prog.	7/2015- 6/2016	7/2016- 6/2017	7/2017- 6/2018	7/2018- 6/2019	7/2019- 6/2020	
County: Bollinger	Bridge improvements over Dry Creek. Project involves bridge G0319.											Engineering:	10	18	23	0	0	0
Route: MO 51												R/W:	0	21	0	0	0	0
Job No.: 9P3043												Construction:	0	0	253	0	0	0
Length: 0.20	MPO: N											FFOS:	0	0	0	0	0	0
Fund Cat: Taking Care Of System	Fed: 252	State: 63	Local: 0								Payments:	0	0	0	0	0		
Sec Cat: Rehab And Reconst	Awd Date: Fall 16	Anticipated Fed Cat: NHPP																
TIP #:	Future Cost: 0	Estimate Total: 325																
County: Bollinger	Bridge improvements over Cane Creek Overflow. Project involves bridge H0895.											Engineering:	15	23	37	0	0	0
Route: MO 51												R/W:	0	2	0	0	0	0
Job No.: 9S3042												Construction:	0	0	380	0	0	0
Length: 0.20	MPO: N											FFOS:	0	0	0	0	0	0
Fund Cat: Taking Care Of System	Fed: 354	State: 88	Local: 0								Payments:	0	0	0	0	0		
Sec Cat: Rehab And Reconst	Awd Date: Fall 16	Anticipated Fed Cat: NHPP																
TIP #:	Future Cost: 0	Estimate Total: 457																
County: Bollinger	Pavement improvements from Rte. 51 to Rte. 34/25/61 intersection in Jackson.											Engineering:	0	25	25	50	456	0
Route: MO 72												R/W:	0	0	0	0	0	0
Job No.: 9P3121												Construction:	0	0	0	0	6,165	0
Length: 22.80	MPO: Y											FFOS:	0	0	0	0	0	0
Fund Cat: Taking Care Of System	Fed: 5,377	State: 1,344	Local: 0								Payments:	0	0	0	0	0	0	
Sec Cat: Thin Lift Overlay	Awd Date: 2019	Anticipated Fed Cat: NHPP		Federal Oversight														
TIP #:	Future Cost: 0	Estimate Total: 6,721																
County: Cape Girardeau	Pavement improvements from 0.7 mile south of Rte. KK to Rte. T.											Engineering:	0	32	33	295	0	0
Route: IS 55												R/W:	0	0	0	0	0	0
Job No.: 9I3110												Construction:	0	0	0	3,559	0	0
Length: 13.99	MPO: N											FFOS:	0	0	0	0	0	0
Fund Cat: Statewide Interstate And Major Bridge	Fed: 3,527	State: 392	Local: 0								Payments:	0	0	0	0	0	0	
Sec Cat: Rehab And Reconst	Awd Date: 2018	Anticipated Fed Cat: NHPP		Federal Oversight														
TIP #:	Future Cost: 0	Estimate Total: 3,919																
County: Cape Girardeau	Geometric improvements and new signalized intersection from 0.6 mile south of Rte. D to 0.1 mile north of Rte. 34/61/25 intersection in Jackson. \$756,000 Jackson funds.											Engineering:	81	82	0	0	0	0
Route: US 61												R/W:	0	616	0	0	0	0
Job No.: 0S2279												Construction:	0	896	0	0	0	0
Length: 0.30	MPO: Y											FFOS:	0	756	0	0	0	0
Fund Cat: Major Projects & Emerging Needs	AC-State: 699	State: 139	Local: 756								Payments:	0	0	0	0	0	0	
Sec Cat: System Expansion	Awd Date: Spring 16	Anticipated Fed Cat: NHPP																
TIP #:	Future Cost: 0	Estimate Total: 1,675																

* Subject to the approval of the Transportation Improvement Plan by the governing Metropolitan Planning Organization.



2016-2020 Highway and Bridge Construction Schedule

Transportation Planning

P.O. Box 270
Jefferson City, MO 65102

Construction contingency applied to construction cost in the year the project is awarded.

Three percent project growth factor compounded annually is applied to right-of-way and construction costs in program years 2, 3, 4, and 5.

No inflation is applied to the Funding From Other Sources (FFOS) or Payments.

Engineering includes PE costs, CE costs and R/W incidentals.

Construction contingency applied to construction cost in the year the project is awarded. Three percent project growth factor compounded annually is applied to right-of-way and construction costs in program years 2, 3, 4, and 5. No inflation is applied to the Funding From Other Sources (FFOS) or Payments. Engineering includes PE costs, CE costs and R/W incidentals.													STATE FISCAL YEAR PROJECT BUDGETING					
													Prior Prog.	7/2015- 6/2016	7/2016- 6/2017	7/2017- 6/2018	7/2018- 6/2019	7/2019- 6/2020
County:	Cape Girardeau	Bridge improvements over Cape LaCrox Creek. Project involves bridge H0572.										Engineering:	0	5	5	31	0	0
Route:	US 61											R/W:	0	0	0	0	0	0
Job No.:	9P3126											Construction:	0	0	0	271	0	0
Length:	0.15	MPO:	Y								FFOS:	0	0	0	0	0	0	
Fund Cat:	Taking Care Of System			Fed:	249	State:	63	Local:	0		Payments:	0	0	0	0	0	0	
Sec Cat:	Rehab And Reconst	Awd Date:	2018	Anticipated Fed Cat:			NHPP											
TIP #:		Future Cost:	0	Estimate Total:			312											
County:	Carter	Guardrail repairs and upgrades at various locations along Rte. 60 in Butler and Carter Counties.										Engineering:	2	26	0	0	0	0
Route:	US 60											R/W:	0	0	0	0	0	0
Job No.:	9P3048											Construction:	0	350	0	0	0	0
Length:	67.24	MPO:	N								FFOS:	0	0	0	0	0	0	
Fund Cat:	Taking Care Of System			AC-State:	301	State:	75	Local:	0		Payments:	0	0	0	0	0	0	
Sec Cat:	Routine Maintenance	Awd Date:	Fall 15	Anticipated Fed Cat:			S.T.P.											
TIP #:		Future Cost:	0	Estimate Total:			378											
County:	Carter	Widen for paved shoulders, flatten curves and replace bridge from Rte. 60 to County Road M127. Project involves bridge S0242.										Engineering:	104	286	0	0	0	0
Route:	RT M											R/W:	0	150	0	0	0	0
Job No.:	9S3082											Construction:	0	2,537	0	0	0	0
Length:	3.07	MPO:	N								FFOS:	0	0	0	0	0	0	
Fund Cat:	Major Projects & Emerging Needs			Fed:	2,378	State:	595	Local:	0		Payments:	0	0	0	0	0	0	
Sec Cat:	Regional	Awd Date:	Fall 15	Anticipated Fed Cat:			NHPP											
TIP #:		Future Cost:	0	Estimate Total:			3,077											
County:	Douglas	Guardrail improvements from north of Rte. JJ to Rte. 160.										Engineering:	0	67	0	0	0	0
Route:	MO 5											R/W:	0	0	0	0	0	0
Job No.:	9P3106											Construction:	0	905	0	0	0	0
Length:	22.61	MPO:	N								FFOS:	0	0	0	0	0	0	
Fund Cat:	Taking Care Of System			Fed:	778	State:	194	Local:	0		Payments:	0	0	0	0	0	0	
Sec Cat:	Routine Maintenance	Awd Date:	Fall 15	Anticipated Fed Cat:			S.T.P.											
TIP #:		Future Cost:	0	Estimate Total:			972											
County:	Dunklin	Bridge replacements over St. Francis River and Overflow. Project involves bridges G0433 and K0838.										Engineering:	280	225	413	0	0	0
Route:	MO 53											R/W:	0	431	0	0	0	0
Job No.:	9P3071											Construction:	0	0	6,205	0	0	0
Length:	0.69	MPO:	N								FFOS:	0	0	0	0	0	0	
Fund Cat:	Taking Care Of System			Fed:	5,819	State:	1,455	Local:	0		Payments:	0	0	0	0	0	0	
Sec Cat:	Rehab And Reconst	Awd Date:	2017	Anticipated Fed Cat:			NHPP				Federal Oversight							
TIP #:		Future Cost:	0	Estimate Total:			7,554											

* Subject to the approval of the Transportation Improvement Plan by the governing Metropolitan Planning Organization.

Jun-10-2015

Section 4 - 2

District Southeast

Dollars in Thousands



2016-2020 Highway and Bridge Construction Schedule

Transportation Planning

P.O. Box 270
Jefferson City, MO 65102

Construction contingency applied to construction cost in the year the project is awarded.

Three percent project growth factor compounded annually is applied to right-of-way and construction costs in program years 2, 3, 4, and 5.

No inflation is applied to the Funding From Other Sources (FFOS) or Payments.

Engineering includes PE costs, CE costs and R/W incidentals.

Construction contingency applied to construction cost in the year the project is awarded. Three percent project growth factor compounded annually is applied to right-of-way and construction costs in program years 2, 3, 4, and 5. No inflation is applied to the Funding From Other Sources (FFOS) or Payments. Engineering includes PE costs, CE costs and R/W incidentals.							STATE FISCAL YEAR PROJECT BUDGETING					
							Prior Prog.	7/2015- 6/2016	7/2016- 6/2017	7/2017- 6/2018	7/2018- 6/2019	7/2019- 6/2020
County: Dunklin Route: MO 84 Job No.: 9P3113 Length: 2.88 MPO: N Fund Cat: Taking Care Of System Sec Cat: Thin Lift Overlay TIP #:	Pavement improvements from Rte. O to Arkansas State line. Project includes bridge F1001.						Engineering: 0	82	0	0	0	0
							R/W: 0	0	0	0	0	0
							Construction: 0	751	0	0	0	0
							FFOS: 0	0	0	0	0	0
							Payments: 0	0	0	0	0	0
County: Dunklin Route: RT HH Job No.: 9S3070 Length: 0.03 MPO: N Fund Cat: Taking Care Of System Sec Cat: Rehab And Reconst TIP #:	Bridge improvements over Main Ditch. Project involves bridge P0702.						Engineering: 10	84	0	0	0	
							R/W: 0	3	0	0	0	0
							Construction: 0	464	0	0	0	0
							FFOS: 0	0	0	0	0	0
							Payments: 0	0	0	0	0	0
County: Dunklin Route: RT P Job No.: 9S3068 Length: 0.04 MPO: N Fund Cat: Taking Care Of System Sec Cat: Rehab And Reconst TIP #:	Bridge improvements over Buffalo Ditch. Project involves bridge F0965.						Engineering: 20	80	0	0	0	
							R/W: 0	3	0	0	0	0
							Construction: 0	498	0	0	0	0
							FFOS: 0	0	0	0	0	0
							Payments: 0	0	0	0	0	0
County: Dunklin Route: RT TT Job No.: 9S3059 Length: 0.13 MPO: N Fund Cat: Taking Care Of System Sec Cat: Rehab And Reconst TIP #:	Bridge improvements over Sand Slough Ditch, Drainage Ditch No. 8 and Belfontain Ditch. Project involves bridges N0603, N0604 and N0605.						Engineering: 80	249	0	0	0	
							R/W: 0	14	0	0	0	0
							Construction: 0	2,019	0	0	0	0
							FFOS: 0	0	0	0	0	0
							Payments: 0	0	0	0	0	0
County: Iron Route: MO 21 Job No.: 9P3128 Length: 0.00 MPO: N Fund Cat: Taking Care Of System Sec Cat: Rehab And Reconst TIP #:	Bridge improvements over Carver Creek. Project involves bridge J0990.						Engineering: 0	5	5	25	0	
							R/W: 0	0	0	0	0	0
							Construction: 0	0	0	225	0	0
							FFOS: 0	0	0	0	0	0
							Payments: 0	0	0	0	0	0

* Subject to the approval of the Transportation Improvement Plan by the governing Metropolitan Planning Organization.

Jun-10-2015

Section 4 - 3

District Southeast

Dollars in Thousands



2016-2020 Highway and Bridge Construction Schedule

Transportation Planning

P.O. Box 270
Jefferson City, MO 65102

Construction contingency applied to construction cost in the year the project is awarded.

Three percent project growth factor compounded annually is applied to right-of-way and construction costs in program years 2, 3, 4, and 5.

No inflation is applied to the Funding From Other Sources (FFOS) or Payments.

Engineering includes PE costs, CE costs and R/W incidentals.

						STATE FISCAL YEAR PROJECT BUDGETING					
						Prior Prog.	7/2015- 6/2016	7/2016- 6/2017	7/2017- 6/2018	7/2018- 6/2019	7/2019- 6/2020
County: Iron	Pavement improvements from Rte. 72 / Rte. 21 to Rte. 34 in Piedmont. Project includes					Engineering:	0	239	0	0	0
Route: MO 49	bridges A4419, F0644, F0646, F0647, G0570, G0568, G0879, G0878, G0633, H0899, and					R/W:	0	0	0	0	0
Job No.: 9P3116	K0357.					Construction:	0	3,196	0	0	0
Length: 28.81	MPO: N					FFOS:	0	0	0	0	0
Fund Cat: Taking Care Of System					Fed: 2,748 State: 687 Local: 0	Payments:	0	0	0	0	0
Sec Cat: Thin Lift Overlay	Awd Date: Fall 15	Anticipated Fed Cat: S.T.P.									
TIP #:	Future Cost: 0				Estimate Total: 3,435						
County: Iron	Bridge improvements over Big Creek. Project involves bridge G0879.					Engineering:	0	20	20	98	0
Route: MO 49						R/W:	0	0	0	23	0
Job No.: 9P3129						Construction:	0	0	0	896	0
Length: 0.10	MPO: N					FFOS:	0	0	0	0	0
Fund Cat: Taking Care Of System					Fed: 845 State: 212 Local: 0	Payments:	0	0	0	0	0
Sec Cat: Rehab And Reconst	Awd Date: 2018	Anticipated Fed Cat: NHPP									
TIP #:	Future Cost: 0				Estimate Total: 1,057						
County: Iron	Bridge improvements over Stouts Creek. Project involves bridge H0393.					Engineering:	10	50	53	128	0
Route: MO 72						R/W:	0	0	2	0	0
Job No.: 9P3058						Construction:	0	0	0	1,244	0
Length: 0.20	MPO: N					FFOS:	0	0	0	0	0
Fund Cat: Taking Care Of System					Fed: 1,182 State: 295 Local: 0	Payments:	0	0	0	0	0
Sec Cat: Rehab And Reconst	Awd Date: 2018	Anticipated Fed Cat: NHPP									
TIP #:	Future Cost: 0				Estimate Total: 1,487						
County: Madison	Pavement improvements from Rte. 00 to Rte. 51.					Engineering:	0	358	0	0	0
Route: MO 72						R/W:	0	0	0	0	0
Job No.: 9P3107						Construction:	0	3,630	0	0	0
Length: 17.42	MPO: N					FFOS:	0	0	0	0	0
Fund Cat: Taking Care Of System					AC-State: 3,190 State: 798 Local: 0	Payments:	0	0	0	0	0
Sec Cat: Thin Lift Overlay	Awd Date: Fall 15	Anticipated Fed Cat: NHPP									
TIP #:	Future Cost: 0				Estimate Total: 3,988						
County: Madison	Pavement improvements from Rte. 67 to Rte. M near Marquand.					Engineering:	2	54	0	0	0
Route: RT A						R/W:	0	0	0	0	0
Job No.: 9S3050						Construction:	0	692	0	0	0
Length: 9.73	MPO: N					FFOS:	0	0	0	0	0
Fund Cat: Taking Care Of System					AC-State: 598 State: 148 Local: 0	Payments:	0	0	0	0	0
Sec Cat: Thin Lift Overlay	Awd Date: Winter 16	Anticipated Fed Cat: S.T.P.									
TIP #:	Future Cost: 0				Estimate Total: 748						

* Subject to the approval of the Transportation Improvement Plan by the governing Metropolitan Planning Organization.

Jun-10-2015

Section 4 - 4

District Southeast

Dollars in Thousands



2016-2020 Highway and Bridge Construction Schedule

Transportation Planning

P.O. Box 270
Jefferson City, MO 65102

Construction contingency applied to construction cost in the year the project is awarded.

Three percent project growth factor compounded annually is applied to right-of-way and construction costs in program years 2, 3, 4, and 5.

No inflation is applied to the Funding From Other Sources (FFOS) or Payments.

Engineering includes PE costs, CE costs and R/W incidentals.

						STATE FISCAL YEAR PROJECT BUDGETING					
						Prior Prog.	7/2015- 6/2016	7/2016- 6/2017	7/2017- 6/2018	7/2018- 6/2019	7/2019- 6/2020
County: Mississippi	Payment to IDOT for expansion joint repairs for Mississippi River Bridge. Project involves bridge A2000.					Engineering:	0	0	0	0	0
Route: IS 57						R/W:	0	0	0	0	0
Job No.: 9I3021						Construction:	0	0	0	265	0
Length: 0.27	MPO: N					FFOS:	0	0	0	0	0
Fund Cat: Statewide Interstate And Major Bridge	Fed: 238 State: 27 Local: 0					Payments:	0	0	0	0	0
Sec Cat: Rehab And Reconst	Awd Date: Let by Others Anticipated Fed Cat: NHPP										
TIP #:	Future Cost: 0 Estimate Total: 265										
County: New Madrid	Pavement improvements from I-55 to County Road 434.					Engineering:	4	1	1	48	0
Route: MO 162						R/W:	0	0	0	0	0
Job No.: 9S3014G						Construction:	0	0	0	727	0
Length: 7.61	MPO: N					FFOS:	0	0	0	0	0
Fund Cat: Taking Care Of System	Fed: 623 State: 154 Local: 0					Payments:	0	0	0	0	0
Sec Cat: Thin Lift Overlay	Awd Date: 2018 Anticipated Fed Cat: S.T.P.										
TIP #:	Future Cost: 0 Estimate Total: 781										
County: New Madrid	Intersection improvements at Rte. E and Rte. FF.					Engineering:	36	95	0	0	0
Route: US 60						R/W:	0	0	0	0	0
Job No.: 9P3046						Construction:	0	873	0	0	0
Length: 0.40	MPO: N					FFOS:	0	0	0	0	0
Fund Cat: Safety	Fed: 871 State: 97 Local: 0					Payments:	0	0	0	0	0
Sec Cat: Safety	Awd Date: Winter 16 Anticipated Fed Cat: Safety										
TIP #:	Future Cost: 0 Estimate Total: 1,004										
County: New Madrid	Bridge improvements over Drainage Ditch No. 258. Project involves bridge N0649.					Engineering:	30	35	13	56	0
Route: RT B						R/W:	0	0	2	0	0
Job No.: 9S3033						Construction:	0	0	0	699	0
Length: 0.20	MPO: N					FFOS:	0	0	0	0	0
Fund Cat: Taking Care Of System	Fed: 644 State: 161 Local: 0					Payments:	0	0	0	0	0
Sec Cat: Rehab And Reconst	Awd Date: 2018 Anticipated Fed Cat: NHPP										
TIP #:	Future Cost: 0 Estimate Total: 835										
County: New Madrid	Bridge improvements over Main Drainage Ditch No. 5. Project involves bridge X0411.					Engineering:	11	20	27	76	0
Route: RT P						R/W:	0	0	3	0	0
Job No.: 9S3067						Construction:	0	0	0	705	0
Length: 0.03	MPO: N					FFOS:	0	0	0	0	0
Fund Cat: Taking Care Of System	Fed: 665 State: 166 Local: 0					Payments:	0	0	0	0	0
Sec Cat: Rehab And Reconst	Awd Date: 2018 Anticipated Fed Cat: NHPP										
TIP #:	Future Cost: 0 Estimate Total: 842										

* Subject to the approval of the Transportation Improvement Plan by the governing Metropolitan Planning Organization.



2016-2020 Highway and Bridge Construction Schedule

Transportation Planning

P.O. Box 270
Jefferson City, MO 65102

Construction contingency applied to construction cost in the year the project is awarded.

Three percent project growth factor compounded annually is applied to right-of-way and construction costs in program years 2, 3, 4, and 5.

No inflation is applied to the Funding From Other Sources (FFOS) or Payments.

Engineering includes PE costs, CE costs and R/W incidentals.

Construction contingency applied to construction cost in the year the project is awarded. Three percent project growth factor compounded annually is applied to right-of-way and construction costs in program years 2, 3, 4, and 5. No inflation is applied to the Funding From Other Sources (FFOS) or Payments. Engineering includes PE costs, CE costs and R/W incidentals.											STATE FISCAL YEAR PROJECT BUDGETING							
											Prior Prog.	7/2015- 6/2016	7/2016- 6/2017	7/2017- 6/2018	7/2018- 6/2019	7/2019- 6/2020		
County: New Madrid	Bridge improvements over Dry Run Ditch. Project involves bridge N0771.										Engineering:	20	18	38	0	0	0	
Route: RT U											R/W:	0	2	0	0	0	0	
Job No.: 9S3034											Construction:	0	0	380	0	0	0	
Length: 0.20	MPO: N											FFOS:	0	0	0	0	0	0
Fund Cat: Taking Care Of System	Fed: 350 State: 88 Local: 0										Payments:	0	0	0	0	0	0	
Sec Cat: Rehab And Reconst	Awd Date: Fall 16	Anticipated Fed Cat: NHPP																
TIP #:	Future Cost: 0 Estimate Total: 458																	
County: New Madrid	Bridge improvements over Ash Slough Ditch. Project involves bridge A0159.										Engineering:	25	20	13	37	0	0	
Route: RT W											R/W:	0	0	2	0	0	0	
Job No.: 9S3060											Construction:	0	0	0	493	0	0	
Length: 0.20	MPO: N											FFOS:	0	0	0	0	0	0
Fund Cat: Taking Care Of System	Fed: 452 State: 113 Local: 0										Payments:	0	0	0	0	0	0	
Sec Cat: Rehab And Reconst	Awd Date: 2018	Anticipated Fed Cat: NHPP																
TIP #:	Future Cost: 0 Estimate Total: 590																	
County: Ozark	Bridge improvements over Bull Shoals Lake near Theodosia. Project involves bridge K0817.										Engineering:	150	448	0	0	0	0	
Route: US 160											R/W:	0	0	0	0	0	0	
Job No.: 9P3024											Construction:	0	5,748	0	0	0	0	
Length: 0.39	MPO: N											FFOS:	0	0	0	0	0	0
Fund Cat: Taking Care Of System	Fed: 4,956 State: 1,240 Local: 0										Payments:	0	0	0	0	0	0	
Sec Cat: Rehab And Reconst	Awd Date: Fall 15	Anticipated Fed Cat: NHPP <div>Federal Oversight</div>																
TIP #:	Future Cost: 0 Estimate Total: 6,346																	
County: Ozark	Bridge improvements over North Fork River. Project involves bridge N0670.										Engineering:	2	40	42	146	0	0	
Route: RT PP											R/W:	0	0	5	0	0	0	
Job No.: 9S3075											Construction:	0	0	0	1,613	0	0	
Length: 0.20	MPO: N											FFOS:	0	0	0	0	0	0
Fund Cat: Taking Care Of System	Fed: 1,477 State: 369 Local: 0										Payments:	0	0	0	0	0	0	
Sec Cat: Rehab And Reconst	Awd Date: 2018	Anticipated Fed Cat: NHPP																
TIP #:	Future Cost: 0 Estimate Total: 1,848																	
County: Pemiscot	Bridge rail improvements at various locations along Rte. I-55 and Rte. 67. Involves bridges A2537, A2518, A2538, A0070, A0257, A0259, A1466, A1929, and A1931.										Engineering:	0	108	0	0	0	0	
Route: IS 55											R/W:	0	0	0	0	0	0	
Job No.: 9I3108											Construction:	0	924	0	0	0	0	
Length: 0.56	MPO: N											FFOS:	0	0	0	0	0	0
Fund Cat: Taking Care Of System	AC-State: 929 State: 103 Local: 0										Payments:	0	0	0	0	0	0	
Sec Cat: Rehab And Reconst	Awd Date: Winter 16	Anticipated Fed Cat: NHPP																
TIP #:	Future Cost: 0 Estimate Total: 1,032																	

* Subject to the approval of the Transportation Improvement Plan by the governing Metropolitan Planning Organization.

Jun-10-2015

Section 4 - 6

District Southeast

Dollars in Thousands



2016-2020 Highway and Bridge Construction Schedule

Transportation Planning

P.O. Box 270
Jefferson City, MO 65102

Construction contingency applied to construction cost in the year the project is awarded.

Three percent project growth factor compounded annually is applied to right-of-way and construction costs in program years 2, 3, 4, and 5.

No inflation is applied to the Funding From Other Sources (FFOS) or Payments.

Engineering includes PE costs, CE costs and R/W incidentals.

Construction contingency applied to construction cost in the year the project is awarded. Three percent project growth factor compounded annually is applied to right-of-way and construction costs in program years 2, 3, 4, and 5. No inflation is applied to the Funding From Other Sources (FFOS) or Payments. Engineering includes PE costs, CE costs and R/W incidentals.											STATE FISCAL YEAR PROJECT BUDGETING					
											Prior Prog.	7/2015- 6/2016	7/2016- 6/2017	7/2017- 6/2018	7/2018- 6/2019	7/2019- 6/2020
County: Pemiscot Route: IS 55 Job No.: 9I3109 Length: 0.42 MPO: N Fund Cat: Taking Care Of System Sec Cat: Rehab And Reconst Awd Date: Spring 16 TIP #: Future Cost: 0	Bridge approach repairs at various locations along I-55. Project involves bridges F0175, A1931, L0472, L0474, and L0475. AC-State: 500 State: 55 Local: 0 Anticipated Fed Cat: NHPP Estimate Total: 555					Engineering: 0 R/W: 0 Construction: 0 FFOS: 0 Payments: 0	54 0 501 0 0	0 0 0 0 0	0 0 0 0 0	0 0 0 0 0						
County: Pemiscot Route: MO 84 Job No.: 9S3009 Length: 5.92 MPO: N Fund Cat: Taking Care Of System Sec Cat: Thin Lift Overlay Awd Date: Fall 15 TIP #: Future Cost: 0	Pavement improvements from I-55 to Rte. U in Caruthersville. \$3,580,000 Community Development Block Grant (CDBG) funds. AC-State: 3,065 State: 766 Local: 0 Anticipated Fed Cat: S.T.P. Estimate Total: 4,071					Engineering: 240 R/W: 0 Construction: 0 FFOS: 0 Payments: 0	251 0 3,580 3,580 0	0 0 0 0 0	0 0 0 0 0	0 0 0 0 0						
County: Perry Route: MO 51 Job No.: 9P3104 Length: 0.40 MPO: N Fund Cat: Statewide Interstate And Major Bridge Sec Cat: Rehab And Reconst Awd Date: 2018 TIP #: Future Cost: 0	Bridge deck and structural repairs over Mississippi River at Chester. Project involves bridge L0135. \$810,000 IDOT funds. Fed: 1,030 State: 30 Local: 810 Anticipated Fed Cat: NHPP Estimate Total: 1,870					Engineering: 0 R/W: 0 Construction: 0 FFOS: 0 Payments: 0	10 0 0 0 0	10 0 0 0 0	131 0 1,719 810 0	0 0 0 0 0						
County: Perry Route: MO 51 Job No.: 9P3115 Length: 4.12 MPO: N Fund Cat: Taking Care Of System Sec Cat: Thin Lift Overlay Awd Date: Fall 15 TIP #: Future Cost: 0	Pavement improvements from 1.2 miles east of Rte. 61 (near Main Street) to 0.4 mile west of I-55 (at Southtown Lane). Fed: 1,137 State: 284 Local: 0 Anticipated Fed Cat: S.T.P. Estimate Total: 1,421					Engineering: 0 R/W: 0 Construction: 0 FFOS: 0 Payments: 0	116 0 1,305 0 0	0 0 0 0 0	0 0 0 0 0	0 0 0 0 0						
County: Perry Route: RT A Job No.: 9S3056 Length: 12.94 MPO: N Fund Cat: Taking Care Of System Sec Cat: Thin Lift Overlay Awd Date: Winter 16 TIP #: Future Cost: 0	Pavement improvements from Rte. 61 to the end of state maintenance. AC-State: 900 State: 225 Local: 0 Anticipated Fed Cat: S.T.P. Estimate Total: 1,127					Engineering: 2 R/W: 0 Construction: 0 FFOS: 0 Payments: 0	81 0 1,044 0 0	0 0 0 0 0	0 0 0 0 0	0 0 0 0 0						

* Subject to the approval of the Transportation Improvement Plan by the governing Metropolitan Planning Organization.

Jun-10-2015

Section 4 - 7

District Southeast

Dollars in Thousands



2016-2020 Highway and Bridge Construction Schedule

Transportation Planning

P.O. Box 270
Jefferson City, MO 65102

Construction contingency applied to construction cost in the year the project is awarded.

Three percent project growth factor compounded annually is applied to right-of-way and construction costs in program years 2, 3, 4, and 5.

No inflation is applied to the Funding From Other Sources (FFOS) or Payments.

Engineering includes PE costs, CE costs and R/W incidentals.

Construction contingency applied to construction cost in the year the project is awarded. Three percent project growth factor compounded annually is applied to right-of-way and construction costs in program years 2, 3, 4, and 5. No inflation is applied to the Funding From Other Sources (FFOS) or Payments. Engineering includes PE costs, CE costs and R/W incidentals.												STATE FISCAL YEAR PROJECT BUDGETING						
												Prior Prog.	7/2015- 6/2016	7/2016- 6/2017	7/2017- 6/2018	7/2018- 6/2019	7/2019- 6/2020	
County: Perry	Pavement improvements from Rte. A in Perry County to Rte. 61 in Cape Girardeau County.											Engineering:	2	79	0	0	0	0
Route: RT C												R/W:	0	0	0	0	0	0
Job No.: 9S3057												Construction:	0	1,017	0	0	0	0
Length: 12.30	MPO: N											FFOS:	0	0	0	0	0	
Fund Cat: Taking Care Of System	AC-State: 877 State: 219 Local: 0										Payments:	0	0	0	0	0		
Sec Cat: Thin Lift Overlay	Awd Date: Winter 16	Anticipated Fed Cat: S.T.P.																
TIP #:	Future Cost: 0 Estimate Total: 1,098																	
County: Perry	Pavement improvements from Rte. B to Rte. O.											Engineering:	2	45	0	0	0	0
Route: RT K												R/W:	0	0	0	0	0	0
Job No.: 9S3040												Construction:	0	587	0	0	0	0
Length: 5.73	MPO: N											FFOS:	0	0	0	0	0	
Fund Cat: Taking Care Of System	AC-State: 506 State: 126 Local: 0										Payments:	0	0	0	0	0		
Sec Cat: Thin Lift Overlay	Awd Date: Winter 16	Anticipated Fed Cat: S.T.P.																
TIP #:	Future Cost: 0 Estimate Total: 634																	
County: Perry	New connector road at Perryville Industrial Park from Rte. 61 to Rte. 51. \$2,461,571 Cost Share, \$1,520,000 Economic Development Administration, \$226,389 STP-Urban and \$1,580,059 Perryville funds.											Engineering:	191	512	0	0	0	0
Route: RT AC												R/W:	0	1,380	0	0	0	0
Job No.: 9P3093												Construction:	0	4,558	0	0	0	0
Length: 0.00	MPO: N											FFOS:	0	5,788	0	0	0	0
Fund Cat: Major Projects & Emerging Needs	Fed: 4,492 State: 378 Local: 1,580										Payments:	0	0	0	0	0	0	
Sec Cat: Regional	Awd Date: Fall 15	Anticipated Fed Cat: S.T.P.																
TIP #:	Future Cost: 0 Estimate Total: 6,641																	
County: Scott	Interchange improvements south of Scott City.											Engineering:	786	300	995	0	0	0
Route: IS 55												R/W:	300	1,613	0	0	0	0
Job No.: 0I0956												Construction:	0	0	11,764	0	0	0
Length: 26.12	MPO: N											FFOS:	0	0	0	0	0	0
Fund Cat: Major Projects & Emerging Needs	Fed: 13,205 State: 1,467 Local: 0										Payments:	0	0	0	0	0	0	
Sec Cat: Regional	Awd Date: 2017	Anticipated Fed Cat: NHPP <div>Federal Oversight</div>																
TIP #:	Future Cost: 0 Estimate Total: 15,758																	
County: Scott	Job Order Contracting for concrete pavement repair from Rte. 60 in Scott County to the Arkansas State line and all of I-155.											Engineering:	0	11	0	0	0	0
Route: IS 55												R/W:	0	0	0	0	0	0
Job No.: 0I3002U												Construction:	0	125	0	0	0	0
Length: 76.99	MPO: N											FFOS:	0	0	0	0	0	0
Fund Cat: Statewide Interstate And Major Bridge	Fed: 122 State: 14 Local: 0										Payments:	0	0	0	0	0	0	
Sec Cat: Preventive Maint	Awd Date: 2016	Anticipated Fed Cat: NHPP																
TIP #:	Future Cost: 0 Estimate Total: 136																	

* Subject to the approval of the Transportation Improvement Plan by the governing Metropolitan Planning Organization.

Jun-10-2015

Section 4 - 8

District Southeast

Dollars in Thousands



2016-2020 Highway and Bridge Construction Schedule

Transportation Planning

P.O. Box 270
Jefferson City, MO 65102

Construction contingency applied to construction cost in the year the project is awarded.

Three percent project growth factor compounded annually is applied to right-of-way and construction costs in program years 2, 3, 4, and 5.

No inflation is applied to the Funding From Other Sources (FFOS) or Payments.

Engineering includes PE costs, CE costs and R/W incidentals.

						STATE FISCAL YEAR PROJECT BUDGETING					
						Prior Prog.	7/2015- 6/2016	7/2016- 6/2017	7/2017- 6/2018	7/2018- 6/2019	7/2019- 6/2020
County:	Scott	Job Order Contracting for asphalt pavement repair from Rte. 60 in Scott County to the Arkansas State line and all of I-155.				Engineering:	0	11	0	0	0
Route:	IS 55					R/W:	0	0	0	0	0
Job No.:	013002V					Construction:	0	125	0	0	0
Length:	66.27	MPO:	N			FFOS:	0	0	0	0	0
Fund Cat:	Statewide Interstate And Major Bridge	Fed:	122	State:	14	Local:	0				
Sec Cat:	Preventive Maint	Awd Date:	2016	Anticipated Fed Cat:	NHPP	Payments:	0	0	0	0	0
TIP #:		Future Cost:	0	Estimate Total:	136						
County:	Scott	Pavement improvements from I-57 to Arkansas State line.				Engineering:	0	125	1,000	0	0
Route:	IS 55					R/W:	0	0	0	0	0
Job No.:	913111					Construction:	0	0	13,140	0	0
Length:	29.40	MPO:	N			FFOS:	0	0	0	0	0
Fund Cat:	Statewide Interstate And Major Bridge	Fed:	12,837	State:	1,428	Local:	0				
Sec Cat:	Rehab And Reconst	Awd Date:	2017	Anticipated Fed Cat:	NHPP	Payments:	0	0	0	0	0
TIP #:		Future Cost:	0	Estimate Total:	14,265						
County:	Scott	Bridge improvements over the railroad and Rte. M. Project involves bridge J0356.				Engineering:	10	53	50	132	0
Route:	US 61					R/W:	0	2	0	0	0
Job No.:	9S3063					Construction:	0	0	0	1,264	0
Length:	0.20	MPO:	N			FFOS:	0	0	0	0	0
Fund Cat:	Taking Care Of System	Fed:	1,201	State:	300	Local:	0				
Sec Cat:	Rehab And Reconst	Awd Date:	2018	Anticipated Fed Cat:	NHPP	Payments:	0	0	0	0	0
TIP #:		Future Cost:	0	Estimate Total:	1,511						
County:	Scott	High friction surface treatment on ramp curves at I-55/I-57 interchange. \$76,800 Accelerated Innovation Deployment (AID) and \$12,000 AID credit for testing.				Engineering:	2	10	0	0	0
Route:	RP IS55N TO IS57N					R/W:	0	0	0	0	0
Job No.:	913103					Construction:	0	96	0	0	0
Length:	0.00	MPO:	N			FFOS:	0	89	0	0	0
Fund Cat:	Safety	Fed:	95	State:	11	Local:	0				
Sec Cat:	Safety	Awd Date:	Fall 15	Anticipated Fed Cat:	Safety	Payments:	0	0	0	0	0
TIP #:		Future Cost:	0	Estimate Total:	108						
County:	Shannon	Pavement improvement from Rte. 60 to Rte. 160.				Engineering:	0	136	0	0	0
Route:	MO 19					R/W:	0	0	0	0	0
Job No.:	9P3119					Construction:	0	1,383	0	0	0
Length:	25.89	MPO:	N			FFOS:	0	0	0	0	0
Fund Cat:	Taking Care Of System	AC-State:	1,215	State:	304	Local:	0				
Sec Cat:	Thin Lift Overlay	Awd Date:	Fall 15	Anticipated Fed Cat:	NHPP	Payments:	0	0	0	0	0
TIP #:		Future Cost:	0	Estimate Total:	1,519						

* Subject to the approval of the Transportation Improvement Plan by the governing Metropolitan Planning Organization.

Jun-10-2015

Section 4 - 9

District Southeast

Dollars in Thousands



2016-2020 Highway and Bridge Construction Schedule

Transportation Planning

P.O. Box 270
Jefferson City, MO 65102

Construction contingency applied to construction cost in the year the project is awarded.

Three percent project growth factor compounded annually is applied to right-of-way and construction costs in program years 2, 3, 4, and 5.

No inflation is applied to the Funding From Other Sources (FFOS) or Payments.

Engineering includes PE costs, CE costs and R/W incidentals.

Construction contingency applied to construction cost in the year the project is awarded. Three percent project growth factor compounded annually is applied to right-of-way and construction costs in program years 2, 3, 4, and 5. No inflation is applied to the Funding From Other Sources (FFOS) or Payments. Engineering includes PE costs, CE costs and R/W incidentals.											STATE FISCAL YEAR PROJECT BUDGETING						
											Prior Prog.	7/2015-6/2016	7/2016-6/2017	7/2017-6/2018	7/2018-6/2019	7/2019-6/2020	
County: Shannon	Guardrail improvements at various locations along Rtes. 60, 63, and 67.										Engineering:	0	217	0	0	0	0
Route: US 60											R/W:	0	0	0	0	0	0
Job No.: 9P3112											Construction:	0	1,999	0	0	0	0
Length: 222.30	MPO: N									FFOS:	0	0	0	0	0	0	
Fund Cat: Safety	Fed: 1,994 State: 222 Local: 0										Payments:	0	0	0	0	0	0
Sec Cat: Safety	Awd Date: Winter 16	Anticipated Fed Cat: Safety															
TIP #:	Future Cost: 0		Estimate Total: 2,216														
County: St. Francois	Pavement improvements from St. Francois River Bridge to Jefferson County.										Engineering:	343	669	0	0	0	0
Route: US 67											R/W:	0	0	0	0	0	0
Job No.: 0P2298											Construction:	0	8,284	0	0	0	0
Length: 22.94	MPO: N									FFOS:	0	0	0	0	0	0	
Fund Cat: Taking Care Of System	Fed: 7,162 State: 1,791 Local: 0										Payments:	0	0	0	0	0	0
Sec Cat: Rehab And Reconst	Awd Date: Fall 15	Anticipated Fed Cat: NHPP		Federal Oversight													
TIP #:	Future Cost: 0		Estimate Total: 9,296														
County: St. Francois	Pavement improvements from Rte. 67 to Washington County line.										Engineering:	0	228	0	0	0	0
Route: MO 8											R/W:	0	5	0	0	0	0
Job No.: 9P3114											Construction:	0	2,899	0	0	0	0
Length: 8.89	MPO: N									FFOS:	0	0	0	0	0	0	
Fund Cat: Taking Care Of System	AC-State: 2,505 State: 627 Local: 0										Payments:	0	0	0	0	0	0
Sec Cat: Thin Lift Overlay	Awd Date: Fall 15	Anticipated Fed Cat: NHPP															
TIP #:	Future Cost: 0		Estimate Total: 3,132														
County: St. Francois	Pavement improvements from Rte. M to Rte. 32 in Bismarck.										Engineering:	2	33	0	0	0	0
Route: RT BB											R/W:	0	0	0	0	0	0
Job No.: 9S3065											Construction:	0	406	0	0	0	0
Length: 6.38	MPO: N									FFOS:	0	0	0	0	0	0	
Fund Cat: Taking Care Of System	AC-State: 351 State: 88 Local: 0										Payments:	0	0	0	0	0	0
Sec Cat: Thin Lift Overlay	Awd Date: Winter 16	Anticipated Fed Cat: S.T.P.															
TIP #:	Future Cost: 0		Estimate Total: 441														
County: St. Francois	Pavement improvements from Rte. D to Rte. 32.										Engineering:	2	70	0	0	0	0
Route: RT C											R/W:	0	0	0	0	0	0
Job No.: 9S3055											Construction:	0	880	0	0	0	0
Length: 12.89	MPO: N									FFOS:	0	0	0	0	0	0	
Fund Cat: Taking Care Of System	AC-State: 760 State: 190 Local: 0										Payments:	0	0	0	0	0	0
Sec Cat: Thin Lift Overlay	Awd Date: Winter 16	Anticipated Fed Cat: S.T.P.															
TIP #:	Future Cost: 0		Estimate Total: 952														

* Subject to the approval of the Transportation Improvement Plan by the governing Metropolitan Planning Organization.



2016-2020 Highway and Bridge Construction Schedule

Construction contingency applied to construction cost in the year the project is awarded.

Three percent project growth factor compounded annually is applied to right-of-way and construction costs in program years 2, 3, 4, and 5.

No inflation is applied to the Funding From Other Sources (FFOS) or Payments.

Engineering includes PE costs, CE costs and R/W incidentals.

Construction contingency applied to construction cost in the year the project is awarded. Three percent project growth factor compounded annually is applied to right-of-way and construction costs in program years 2, 3, 4, and 5. No inflation is applied to the Funding From Other Sources (FFOS) or Payments. Engineering includes PE costs, CE costs and R/W incidentals.											STATE FISCAL YEAR PROJECT BUDGETING					
											Prior Prog.	7/2015- 6/2016	7/2016- 6/2017	7/2017- 6/2018	7/2018- 6/2019	7/2019- 6/2020
County: St. Francois	Pavement improvements from Jefferson County line to Desoto Road in Bonne Terre.					Engineering:	3	44	0	0	0	0				
Route: RT E						R/W:	0	0	0	0	0	0				
Job No.: 9S3036						Construction:	0	602	0	0	0	0				
Length: 6.44	MPO: N					FFOS:	0	0	0	0	0	0				
Fund Cat: Taking Care Of System	AC-State: 517	State: 129	Local: 0			Payments:	0	0	0	0	0	0				
Sec Cat: Thin Lift Overlay	Awd Date: Fall 15	Anticipated Fed Cat: S.T.P.														
TIP #:	Future Cost: 0	Estimate Total: 649														
County: St. Francois	Pavement improvements from Rte. OO to Rte. AA.					Engineering:	5	37	0	0	0	0				
Route: RT F						R/W:	0	0	0	0	0	0				
Job No.: 9S3038						Construction:	0	467	0	0	0	0				
Length: 7.03	MPO: N					FFOS:	0	0	0	0	0	0				
Fund Cat: Taking Care Of System	AC-State: 404	State: 100	Local: 0			Payments:	0	0	0	0	0	0				
Sec Cat: Thin Lift Overlay	Awd Date: Winter 16	Anticipated Fed Cat: S.T.P.														
TIP #:	Future Cost: 0	Estimate Total: 509														
County: St. Francois	Pavement improvements from Rte. 32 in Bismark to Rte. 21.					Engineering:	3	57	0	0	0	0				
Route: RT N						R/W:	0	0	0	0	0	0				
Job No.: 9S3035						Construction:	0	772	0	0	0	0				
Length: 9.48	MPO: N					FFOS:	0	0	0	0	0	0				
Fund Cat: Taking Care Of System	AC-State: 663	State: 166	Local: 0			Payments:	0	0	0	0	0	0				
Sec Cat: Thin Lift Overlay	Awd Date: Winter 16	Anticipated Fed Cat: S.T.P.														
TIP #:	Future Cost: 0	Estimate Total: 832														
County: St. Francois	Pavement improvements from Rte. N to Rte. 221.					Engineering:	5	31	0	0	0	0				
Route: RT NN						R/W:	0	0	0	0	0	0				
Job No.: 9S3037						Construction:	0	377	0	0	0	0				
Length: 4.40	MPO: N					FFOS:	0	0	0	0	0	0				
Fund Cat: Taking Care Of System	AC-State: 327	State: 81	Local: 0			Payments:	0	0	0	0	0	0				
Sec Cat: Thin Lift Overlay	Awd Date: Winter 16	Anticipated Fed Cat: S.T.P.														
TIP #:	Future Cost: 0	Estimate Total: 413														
County: St. Francois	Pavement improvements and widening for shoulders and rumble stripes from 7th Street in Park Hills to Rte. D.					Engineering:	5	72	0	0	0	0				
Route: RT O						R/W:	0	5	0	0	0	0				
Job No.: 9S3039						Construction:	0	913	0	0	0	0				
Length: 4.13	MPO: N					FFOS:	0	0	0	0	0	0				
Fund Cat: Taking Care Of System	AC-State: 792	State: 198	Local: 0			Payments:	0	0	0	0	0	0				
Sec Cat: Thin Lift Overlay	Awd Date: Winter 16	Anticipated Fed Cat: S.T.P.														
TIP #:	Future Cost: 0	Estimate Total: 995														

* Subject to the approval of the Transportation Improvement Plan by the governing Metropolitan Planning Organization.



2016-2020 Highway and Bridge Construction Schedule

Transportation Planning

P.O. Box 270
Jefferson City, MO 65102

Construction contingency applied to construction cost in the year the project is awarded.

Three percent project growth factor compounded annually is applied to right-of-way and construction costs in program years 2, 3, 4, and 5.

No inflation is applied to the Funding From Other Sources (FFOS) or Payments.

Engineering includes PE costs, CE costs and R/W incidentals.

Construction contingency applied to construction cost in the year the project is awarded. Three percent project growth factor compounded annually is applied to right-of-way and construction costs in program years 2, 3, 4, and 5. No inflation is applied to the Funding From Other Sources (FFOS) or Payments. Engineering includes PE costs, CE costs and R/W incidentals.											STATE FISCAL YEAR PROJECT BUDGETING					
											Prior Prog.	7/2015- 6/2016	7/2016- 6/2017	7/2017- 6/2018	7/2018- 6/2019	7/2019- 6/2020
County: Ste. Genevieve Route: IS 55 Job No.: 0I3002S Length: 121.10 MPO: Y Fund Cat: Statewide Interstate And Major Bridge Sec Cat: Preventive Maint Awd Date: 2016 TIP #: Anticipated Fed Cat: NHPP Future Cost: 0 Estimate Total: 136	Job Order Contracting for concrete pavement repair from the Jefferson County line to Rte. 60 in Scott County and all of I-57 in Missouri.	Engineering: 0 R/W: 0 Construction: 0 FFOS: 0 Payments: 0	0 0 125 0 0	11 0 0 0 0	0 0 0 0 0	0 0 0 0 0										
County: Ste. Genevieve Route: IS 55 Job No.: 0I3002T Length: 121.10 MPO: Y Fund Cat: Statewide Interstate And Major Bridge Sec Cat: Preventive Maint Awd Date: 2016 TIP #: Anticipated Fed Cat: NHPP Future Cost: 0 Estimate Total: 136	Job Order Contracting for asphalt pavement repair from the Jefferson County line to Rte. 60 in Scott County and all of I-57 in Missouri.	Engineering: 0 R/W: 0 Construction: 0 FFOS: 0 Payments: 0	0 0 125 0 0	11 0 0 0 0	0 0 0 0 0	0 0 0 0 0										
County: Ste. Genevieve Route: RT M Job No.: 9S3032 Length: 7.31 MPO: N Fund Cat: Taking Care Of System Sec Cat: Thin Lift Overlay Awd Date: Winter 16 TIP #: Anticipated Fed Cat: S.T.P. Future Cost: 0 Estimate Total: 713	Pavement improvements from Rte. 61 in Ste. Genevieve to Rte. N.	Engineering: 3 R/W: 0 Construction: 0 FFOS: 0 Payments: 0	3 0 661 0 0	49 0 0 0 0	0 0 0 0 0	0 0 0 0 0										
County: Stoddard Route: RT K Job No.: 9S3069 Length: 0.03 MPO: N Fund Cat: Taking Care Of System Sec Cat: Rehab And Reconst Awd Date: 2017 TIP #: Anticipated Fed Cat: NHPP Future Cost: 0 Estimate Total: 1,156	Bridge improvements over Castor River. Project involves bridge S0168.	Engineering: 11 R/W: 0 Construction: 0 FFOS: 0 Payments: 0	11 0 0 0 0	20 0 0 0 0	156 3 966 0 0	0 0 0 0 0										
County: Stoddard Route: RT U Job No.: 9S3051 Length: 0.20 MPO: N Fund Cat: Taking Care Of System Sec Cat: Rehab And Reconst Awd Date: Fall 16 TIP #: Anticipated Fed Cat: NHPP Future Cost: 0 Estimate Total: 1,187	Bridge improvements over St. Francois River. Project involves bridge R0318.	Engineering: 30 R/W: 0 Construction: 0 FFOS: 0 Payments: 0	30 0 0 0 0	53 2 0 0 0	109 0 993 0 0	0 0 0 0 0										

* Subject to the approval of the Transportation Improvement Plan by the governing Metropolitan Planning Organization.



2016-2020 Highway and Bridge Construction Schedule

Construction contingency applied to construction cost in the year the project is awarded.

Three percent project growth factor compounded annually is applied to right-of-way and construction costs in program years 2, 3, 4, and 5.

No inflation is applied to the Funding From Other Sources (FFOS) or Payments.

Engineering includes PE costs, CE costs and R/W incidentals.

Construction contingency applied to construction cost in the year the project is awarded. Three percent project growth factor compounded annually is applied to right-of-way and construction costs in program years 2, 3, 4, and 5. No inflation is applied to the Funding From Other Sources (FFOS) or Payments. Engineering includes PE costs, CE costs and R/W incidentals.												STATE FISCAL YEAR PROJECT BUDGETING					
												Prior Prog.	7/2015- 6/2016	7/2016- 6/2017	7/2017- 6/2018	7/2018- 6/2019	7/2019- 6/2020
County: Texas Route: US 60 Job No.: 9P3120 Length: 11.94 MPO: N Fund Cat: Taking Care Of System																	

* Subject to the approval of the Transportation Improvement Plan by the governing Metropolitan Planning Organization.



2016-2020 Highway and Bridge Construction Schedule

Transportation Planning

P.O. Box 270
Jefferson City, MO 65102

Construction contingency applied to construction cost in the year the project is awarded.

Three percent project growth factor compounded annually is applied to right-of-way and construction costs in program years 2, 3, 4, and 5.

No inflation is applied to the Funding From Other Sources (FFOS) or Payments.

Engineering includes PE costs, CE costs and R/W incidentals.

Construction contingency applied to construction cost in the year the project is awarded. Three percent project growth factor compounded annually is applied to right-of-way and construction costs in program years 2, 3, 4, and 5. No inflation is applied to the Funding From Other Sources (FFOS) or Payments. Engineering includes PE costs, CE costs and R/W incidentals.												STATE FISCAL YEAR PROJECT BUDGETING						
												Prior Prog.	7/2015- 6/2016	7/2016- 6/2017	7/2017- 6/2018	7/2018- 6/2019	7/2019- 6/2020	
County: Various	Job Order Contracting for guard cable and guardrail repair at various locations in the Southeast District.											Engineering:	0	20	0	0	0	0
Route: Various												R/W:	0	0	0	0	0	0
Job No.: 9P3074												Construction:	0	250	0	0	0	0
Length: 0.00	MPO: N											FFOS:	0	0	0	0	0	0
Fund Cat: Taking Care Of System	AC-State: 216 State: 54 Local: 0											Payments:	0	0	0	0	0	0
Sec Cat: Routine Maintenance	Awd Date: Fall 15 Anticipated Fed Cat: S.T.P.																	
TIP #:	Future Cost: 0 Estimate Total: 270																	
County: Wayne	Pavement improvements from bridge over Big Creek to Rte. 34.											Engineering:	2	32	0	0	0	0
Route: MO 143												R/W:	0	0	0	0	0	0
Job No.: 9S3049												Construction:	0	391	0	0	0	0
Length: 5.93	MPO: N											FFOS:	0	0	0	0	0	0
Fund Cat: Taking Care Of System	AC-State: 339 State: 84 Local: 0											Payments:	0	0	0	0	0	0
Sec Cat: Thin Lift Overlay	Awd Date: Winter 16 Anticipated Fed Cat: S.T.P.																	
TIP #:	Future Cost: 0 Estimate Total: 425																	
County: Wayne	Bridge improvements over Cedar Creek. Project involves bridge A0067.											Engineering:	26	75	103	275	0	0
Route: US 67												R/W:	0	0	2	0	0	0
Job No.: 9P3064												Construction:	0	0	0	2,538	0	0
Length: 0.20	MPO: N											FFOS:	0	0	0	0	0	0
Fund Cat: Taking Care Of System	Fed: 2,394 State: 599 Local: 0											Payments:	0	0	0	0	0	0
Sec Cat: Rehab And Reconst	Awd Date: 2018 Anticipated Fed Cat: NHPP <div>Federal Oversight</div>																	
TIP #:	Future Cost: 0 Estimate Total: 3,019																	
County: Wright	Pavement improvements from the Webster County line to Whetstone Creek.											Engineering:	102	75	75	298	0	0
Route: US 60												R/W:	0	0	0	0	0	0
Job No.: 9P3004												Construction:	0	0	0	3,832	0	0
Length: 13.43	MPO: N											FFOS:	0	0	0	0	0	0
Fund Cat: Taking Care Of System	Fed: 3,424 State: 856 Local: 0											Payments:	0	0	0	0	0	0
Sec Cat: Thin Lift Overlay	Awd Date: 2018 Anticipated Fed Cat: NHPP <div>Federal Oversight</div>																	
TIP #:	Future Cost: 0 Estimate Total: 4,382																	
County: Wright	Pavement improvements from 4.9 miles west of Rte. 95 to 0.5 mile east of Webster County line.											Engineering:	0	530	0	0	0	0
Route: US 60												R/W:	0	0	0	0	0	0
Job No.: 9P3004B												Construction:	0	6,631	0	0	0	0
Length: 18.78	MPO: N											FFOS:	0	0	0	0	0	0
Fund Cat: Taking Care Of System	AC-State: 5,729 State: 1,432 Local: 0											Payments:	0	0	0	0	0	0
Sec Cat: Thin Lift Overlay	Awd Date: Winter 16 Anticipated Fed Cat: NHPP																	
TIP #:	Future Cost: 0 Estimate Total: 7,161																	

* Subject to the approval of the Transportation Improvement Plan by the governing Metropolitan Planning Organization.

Jun-10-2015

Section 4 - 14

District Southeast

Dollars in Thousands



2016-2020 Highway and Bridge Construction Schedule

Transportation Planning

P.O. Box 270
Jefferson City, MO 65102

Construction contingency applied to construction cost in the year the project is awarded.

Three percent project growth factor compounded annually is applied to right-of-way and construction costs in program years 2, 3, 4, and 5.

No inflation is applied to the Funding From Other Sources (FFOS) or Payments.

Engineering includes PE costs, CE costs and R/W incidentals.

						STATE FISCAL YEAR PROJECT BUDGETING					
						Prior Prog.	7/2015- 6/2016	7/2016- 6/2017	7/2017- 6/2018	7/2018- 6/2019	7/2019- 6/2020
County: Wright	Pavement improvements from Whetstone Creek in Wright County to Rte. 63 in Cabool.					Engineering:	77	817	0	0	0
Route: US 60						R/W:	0	0	0	0	0
Job No.: 9P3078						Construction:	0	9,124	0	0	0
Length: 16.05	MPO: N					FFOS:	0	0	0	0	0
Fund Cat: Taking Care Of System					Fed: 7,953 State: 1,988 Local: 0	Payments:	0	0	0	0	0
Sec Cat: Rehab And Reconst	Awd Date: Fall 15	Anticipated Fed Cat: NHPP									
TIP #:	Future Cost: 0				Estimate Total: 10,018						
County: Wright	Pavement improvements from Rte. 60 west of Mountain Grove to Rte. 60 east of Mountain Grove. \$673,000 Community Development Block Grant (CDBG) funds.					Engineering:	3	59	0	0	0
Route: BU 60						R/W:	0	0	0	0	0
Job No.: 9S3014D						Construction:	0	788	0	0	0
Length: 6.03	MPO: N					FFOS:	0	673	0	0	0
Fund Cat: Taking Care Of System					AC-State: 677 State: 170 Local: 0	Payments:	0	0	0	0	0
Sec Cat: Thin Lift Overlay	Awd Date: Winter 16	Anticipated Fed Cat: S.T.P.									
TIP #:	Future Cost: 0				Estimate Total: 850						
County: Wright	Pavement improvements from Bus. 60 (Third Street) to Clouse Street west in Mountain Grove. \$134,000 Community Development Block Grant (CDBG) funds.					Engineering:	2	15	0	0	0
Route: MO 95						R/W:	0	0	0	0	0
Job No.: 9S3076						Construction:	0	142	0	0	0
Length: 1.44	MPO: N					FFOS:	0	134	0	0	0
Fund Cat: Taking Care Of System					AC-State: 126 State: 31 Local: 0	Payments:	0	0	0	0	0
Sec Cat: Thin Lift Overlay	Awd Date: Spring 16	Anticipated Fed Cat: S.T.P.									
TIP #:	Future Cost: 0				Estimate Total: 159						

* Subject to the approval of the Transportation Improvement Plan by the governing Metropolitan Planning Organization.

Jun-10-2015

Section 4 - 15

District Southeast

Dollars in Thousands



2016-2020 Highway and Bridge Construction Schedule

Transportation Planning

P.O. Box 270
Jefferson City, MO 65102

Construction contingency applied to construction cost in the year the project is awarded.
Three percent project growth factor compounded annually is applied to right-of-way and construction costs in program years 2, 3, 4, and 5.
No inflation is applied to the Funding From Other Sources (FFOS) or Payments.
Engineering includes PE costs, CE costs and R/W incidentals.

STATE FISCAL YEAR PROJECT BUDGETING						
	Prior Prog.	7/2015- 6/2016	7/2016- 6/2017	7/2017- 6/2018	7/2018- 6/2019	7/2019- 6/2020
FFOS:	0	12,120	0	810	0	0
Total R/W:	300	4,249	19	23	0	0
Total Construction:	0	74,740	34,339	20,050	12,673	0
Paybacks:	0	0	0	0	0	0
Sub-Total:	300	78,989	34,358	20,073	12,673	0
Total Engineering:	2,786	7,831	3,281	1,842	904	0
Grand Total:	3,086	86,820	37,639	21,915	13,577	0
		2016	2017	2018	2019	2020
State		15,523	4,836	3,628	2,715	0
AC-State		29,246	0	0	0	0
Local		2,336	0	810	0	0
Sub-total State		47,105	4,836	4,438	2,715	0
Federal						
Sub-total Federal		39,715	32,803	17,477	10,862	0
Grand Total		86,820	37,639	21,915	13,577	0

Project Count: 73

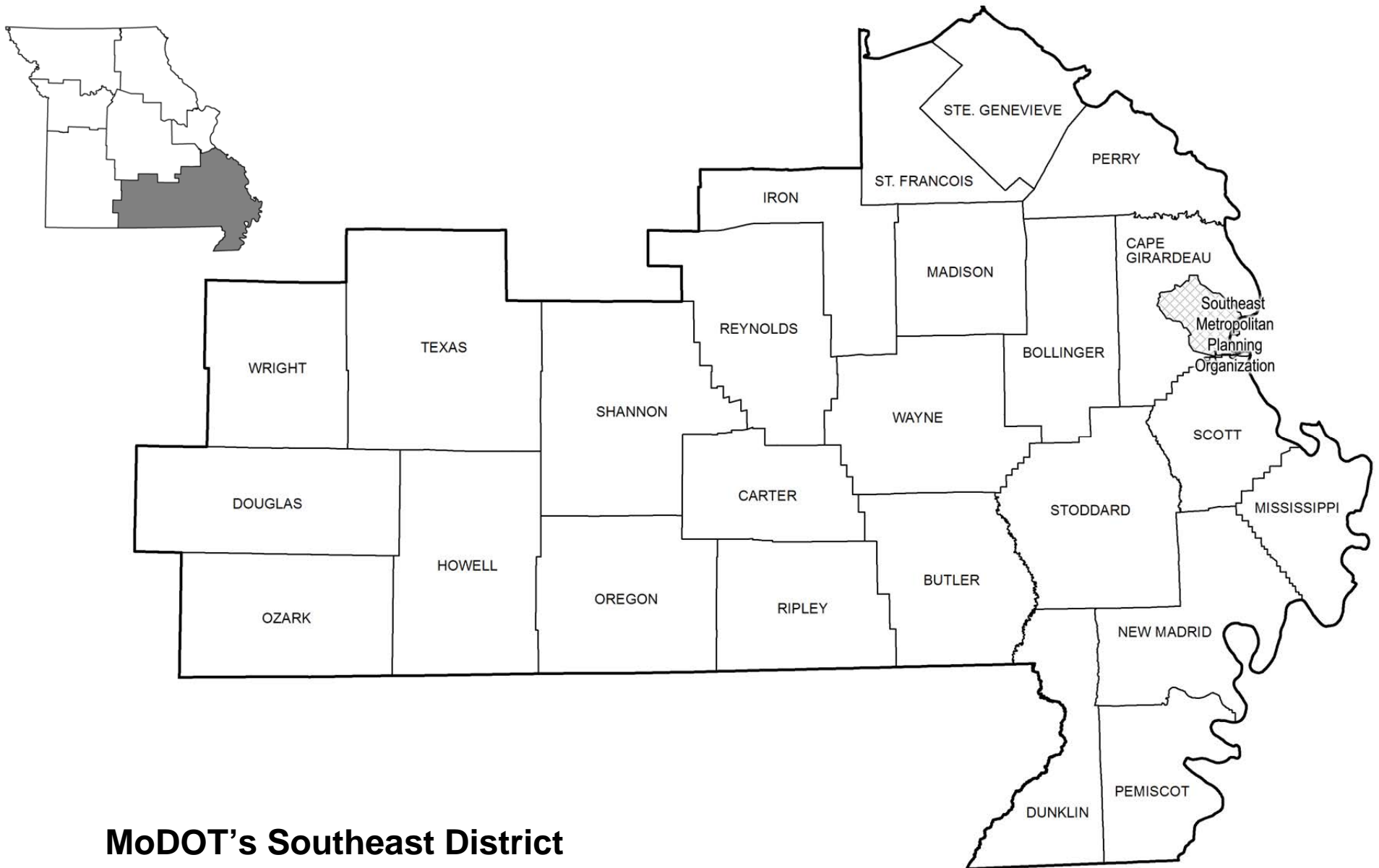
* Subject to the approval of the Transportation Improvement Plan by the governing Metropolitan Planning Organization.

Jun-10-2015

Section 4 - 1

District Southeast

Dollars in Thousands



MoDOT's Southeast District

PAYMENT PROJECTS



2016-2020 Highway and Bridge Construction Schedule

Construction contingency applied to construction cost in the year the project is awarded.

Three percent project growth factor compounded annually is applied to right-of-way and construction costs in program years 2, 3, 4, and 5.

No inflation is applied to the Funding From Other Sources (FFOS) or Payments.

Engineering includes PE costs, CE costs and R/W incidentals.

Construction contingency applied to construction cost in the year the project is awarded. Three percent project growth factor compounded annually is applied to right-of-way and construction costs in program years 2, 3, 4, and 5. No inflation is applied to the Funding From Other Sources (FFOS) or Payments. Engineering includes PE costs, CE costs and R/W incidentals.							STATE FISCAL YEAR PROJECT BUDGETING					
							Prior Prog.	7/2015- 6/2016	7/2016- 6/2017	7/2017- 6/2018	7/2018- 6/2019	7/2019- 6/2020
County: Mississippi Route: IS 57 Job No.: 9I3002 Length: 0.36 Fund Cat: Statewide Interstate And Major Bridge Sec Cat: Preventive Maint TIP #:	Payment to IDOT for bridge improvements over Mississippi River at Cairo. Project involves bridge A2000.						Engineering: 0 R/W: 0 Construction: 0 FFOS: 0 Payments: 0	0 0 0 0 100	0 0 0 0 0	0 0 0 0 0	0 0 0 0 0	
County: Mississippi Route: IS 57 Job No.: 9I3098 Length: 0.80 Fund Cat: Statewide Interstate And Major Bridge Sec Cat: Systems Operations TIP #:	Payment to IDOT for engineering for new navigational light system over Mississippi River at Cairo. Project involves bridge A2000.						Engineering: 0 R/W: 0 Construction: 0 FFOS: 0 Payments: 0	0 0 0 0 0	0 0 0 0 100	0 0 0 0 0	0 0 0 0 0	
County: Mississippi Route: IS 57 Job No.: 9I3099 Length: 0.80 Fund Cat: Statewide Interstate And Major Bridge Sec Cat: Systems Operations TIP #:	Payment to IDOT for new navigational lighting system over Mississippi River at Cairo. Project involves bridge A2000.						Engineering: 0 R/W: 0 Construction: 0 FFOS: 0 Payments: 0	0 0 0 0 0	0 0 0 0 0	0 0 0 0 0	0 0 0 0 500	
County: Mississippi Route: US 60 Job No.: 9S3097 Length: 0.42 Fund Cat: Statewide Interstate And Major Bridge Sec Cat: Rehab And Reconst TIP #:	Payment to IDOT for bridge improvements over Mississippi River at Cairo. Project involves bridge K0950.						Engineering: 0 R/W: 0 Construction: 0 FFOS: 0 Payments: 0	0 0 0 0 0	0 0 0 0 1,500	0 0 0 0 0	0 0 0 0 0	
County: Pemiscot Route: IS 155 Job No.: 9I3087 Length: 0.50 Fund Cat: Statewide Interstate And Major Bridge Sec Cat: Preventive Maint TIP #:	Payment to Tennessee Department of Transportation for scour remediation at Caruthersville Mississippi River Bridge. Involves bridge A1700.						Engineering: 0 R/W: 0 Construction: 0 FFOS: 0 Payments: 0	0 0 0 0 0	0 0 0 0 3,000	0 0 0 0 0	0 0 0 0 0	

* Subject to the approval of the Transportation Improvement Plan by the governing Metropolitan Planning Organization.



2016-2020 Highway and Bridge Construction Schedule

Transportation Planning

P.O. Box 270
Jefferson City, MO 65102

Construction contingency applied to construction cost in the year the project is awarded.

Three percent project growth factor compounded annually is applied to right-of-way and construction costs in program years 2, 3, 4, and 5.

No inflation is applied to the Funding From Other Sources (FFOS) or Payments.

Engineering includes PE costs, CE costs and R/W incidentals.

Construction contingency applied to construction cost in the year the project is awarded. Three percent project growth factor compounded annually is applied to right-of-way and construction costs in program years 2, 3, 4, and 5. No inflation is applied to the Funding From Other Sources (FFOS) or Payments. Engineering includes PE costs, CE costs and R/W incidentals.												STATE FISCAL YEAR PROJECT BUDGETING					
												Prior Prog.	7/2015- 6/2016	7/2016- 6/2017	7/2017- 6/2018	7/2018- 6/2019	7/2019- 6/2020
County: Pemiscot	Payment to Tennessee Department of Transportation for repair of bridge deck expansion joints and navigation lights at Caruthersville Mississippi River Bridge. Involves bridge A1700.					Engineering:	0	0	0	0	0	0					
Route: IS 155						R/W:	0	0	0	0	0	0					
Job No.: 9I3088						Construction:	0	0	0	0	0	0					
Length: 0.50	MPO: N					FFOS:	0	0	0	0	0	0					
Fund Cat: Taking Care Of System			Fed: 1,620	State: 180	Local: 0	Payments:	0	0	1,800	0	0	0					
Sec Cat: Preventive Maint	Awd Date:	N/A	Anticipated Fed Cat:		NHPP												
TIP #:	Future Cost:		0	Estimate Total:		1,800											
County: Various	Payback for Safe and Sound bridges for the Southeast District.					Engineering:	0	0	0	0	0	0					
Route: Various						R/W:	99	0	0	0	0	0					
Job No.: 5B0800Z						Construction:	0	0	0	0	0	0					
Length: 0.00	MPO: N					FFOS:	99	0	0	0	0	0					
Fund Cat: Taking Care Of System			Fed: 0	State: 29,970	Local: 0	Payments:	21,391	5,994	5,994	5,994	5,994	5,994					
Sec Cat: Rehab And Reconst	Awd Date:	N/A	Anticipated Fed Cat:		SAFETY SOUNDS												
TIP #:	Future Cost:		75,001 - 100,000	Estimate Total:		51,460											
County: Various	On-call work zone enforcement at various locations in the Southeast District.					Engineering:	0	0	0	0	0	0					
Route: Various						R/W:	0	0	0	0	0	0					
Job No.: 9P3105						Construction:	0	0	0	0	0	0					
Length: 0.00	MPO: N					FFOS:	0	0	0	0	0	0					
Fund Cat: Safety			Fed: 67	State: 8	Local: 0	Payments:	0	75	0	0	0	0					
Sec Cat: Safety	Awd Date:	N/A	Anticipated Fed Cat:		Safety												
TIP #:	Future Cost:		0	Estimate Total:		75											

* Subject to the approval of the Transportation Improvement Plan by the governing Metropolitan Planning Organization.

Jun-10-2015

Section 4 - 2

District Southeast

Dollars in Thousands



2016-2020 Highway and Bridge Construction Schedule

Transportation Planning

P.O. Box 270
Jefferson City, MO 65102

Construction contingency applied to construction cost in the year the project is awarded.
Three percent project growth factor compounded annually is applied to right-of-way and construction costs in program years 2, 3, 4, and 5.
No inflation is applied to the Funding From Other Sources (FFOS) or Payments.
Engineering includes PE costs, CE costs and R/W incidentals.

STATE FISCAL YEAR PROJECT BUDGETING						
	Prior Prog.	7/2015- 6/2016	7/2016- 6/2017	7/2017- 6/2018	7/2018- 6/2019	7/2019- 6/2020
FFOS:	99	0	0	0	0	0
Total R/W:	99	0	0	0	0	0
Total Construction:	0	0	0	0	0	0
Paybacks:	21,391	6,169	12,394	5,994	6,494	5,994
Sub-Total:	21,490	6,169	12,394	5,994	6,494	5,994
Total Engineering:	0	0	0	0	0	0
Grand Total:	21,490	6,169	12,394	5,994	6,494	5,994
		2016	2017	2018	2019	2020
State		6,012	6,784	5,994	6,044	5,994
AC-State		0	0	0	0	0
Local		0	0	0	0	0
Sub-total State		6,012	6,784	5,994	6,044	5,994
Federal						
Sub-total Federal		157	5,610	0	450	0
Grand Total		6,169	12,394	5,994	6,494	5,994

Project Count: 8

* Subject to the approval of the Transportation Improvement Plan by the governing Metropolitan Planning Organization.

Jun-10-2015

Section 4 - 1

District Southeast

Dollars in Thousands



2016-2020 Highway and Bridge Construction Schedule

Transportation Planning

P.O. Box 270
Jefferson City, MO 65102

Construction contingency applied to construction cost in the year the project is awarded.
Three percent project growth factor compounded annually is applied to right-of-way and construction costs in program years 2, 3, 4, and 5.

No inflation is applied to the Funding From Other Sources (FFOS) or Payments.

Engineering includes PE costs, CE costs and R/W incidentals.

Southeast

Total

STATE FISCAL YEAR PROJECT BUDGETING						
	Prior Prog.	7/2015- 6/2016	7/2016- 6/2017	7/2017- 6/2018	7/2018- 6/2019	7/2019- 6/2020
FFOS:	99	12,120	0	810	0	0
Total R/W:	399	4,249	19	23	0	0
Total Construction:	0	74,740	34,339	20,050	12,673	0
Paybacks:	21,391	6,169	12,394	5,994	6,494	5,994
Sub-Total:	21,790	85,158	46,752	26,067	19,167	5,994
Total Engineering:	2,786	7,831	3,281	1,842	904	0
Grand Total:	24,576	92,989	50,033	27,909	20,071	5,994

	2016	2017	2018	2019	2020
State	21,535	11,620	9,622	8,759	5,994
AC-State	29,246	0	0	0	0
Local	2,336	0	810	0	0
Sub-total State	53,117	11,620	10,432	8,759	5,994
Federal					
Sub-total Federal	39,872	38,413	17,477	11,312	0
Grand Total	92,989	50,033	27,909	20,071	5,994

Project Count: 81

* Subject to the approval of the Transportation Improvement Plan by the governing Metropolitan Planning Organization.

Jun-10-2015

Section 4 - 1

District Southeast

Dollars in Thousands

**District Program Summary
Southeast**

(Dollars in Millions)

Amounts include construction and right of way, excludes engineering.

State Fiscal Year	2016	2017	2018	2019	2020
Statewide Interstate And Major Bridge - Available					
Statewide Interstate And Major Bridge - FFOS	0.00	0.00	0.81	0.00	0.00
Statewide Interstate And Major Bridge - Fund Transfers	0.60	13.08	3.17	0.50	0.00
Statewide Interstate And Major Bridge - Carryover	0.85	0.00	0.00	0.00	0.00
Award and Completed Project Adjustments	0.00	0.00	0.00	0.00	0.00
Statewide Interstate And Major Bridge - Total Available	1.45	13.08	3.98	0.50	0.00
Statewide Interstate And Major Bridge - Programmed	0.60	17.74	5.55	0.50	0.00
Safety - Available	2.17	1.93	1.91	1.89	1.90
Safety - FFOS	0.09	0.00	0.00	0.00	0.00
Safety - Fund Transfers	-0.34	0.00	0.00	0.00	0.00
Safety - Carryover	3.63	0.00	0.00	0.00	0.00
Award and Completed Project Adjustments	0.50	-0.01	0.30	0.81	0.00
Safety - Total Available	6.05	1.92	2.21	2.70	1.90
Safety - Programmed	3.05	0.00	0.00	0.00	0.00
Taking Care Of System - Available	34.29	30.08	29.91	29.51	29.72
Taking Care Of System - FFOS	5.49	0.00	0.00	0.00	0.00
Taking Care Of System - Fund Transfers	17.20	1.53	0.00	0.00	0.00
Taking Care Of System - Carryover	8.70	0.00	0.00	0.00	0.00
Award and Completed Project Adjustments	0.42	-1.19	-3.88	-0.06	0.00
Taking Care Of System - Total Available	66.10	30.42	26.03	29.45	29.72
Taking Care Of System - Programmed	69.76	17.25	20.51	18.67	5.99
Major Projects & Emerging Needs - Available	3.87				
Major Projects & Emerging Needs - FFOS	6.54	0.00	0.00	0.00	0.00
Major Projects & Emerging Needs - Fund Transfers	0.00	11.42	0.00	0.00	0.00
Major Projects & Emerging Needs - Carryover	2.08	0.00	0.00	0.00	0.00
Award and Completed Project Adjustments	1.19	-3.05	-2.10	2.46	0.00
Major Projects & Emerging Needs - Total Available	13.68	8.37	-2.10	2.46	0.00
Major Projects & Emerging Needs - Programmed	11.75	11.76	0.00	0.00	0.00
Statewide Major Projects & Emerging Needs - Available	3.87				
Statewide Major Projects & Emerging Needs - FFOS	0.00	0.00	0.00	0.00	0.00
Statewide Major Projects & Emerging Needs - Fund Transfers	0.00	0.00	0.00	0.00	0.00
Statewide Major Projects & Emerging Needs - Carryover	0.88	0.00	0.00	0.00	0.00
Award and Completed Project Adjustments	0.00	0.00	0.00	0.00	0.00
Statewide Major Projects & Emerging Needs - Total Available	4.75	0.00	0.00	0.00	0.00
Statewide Major Projects & Emerging Needs - Programmed	0.00	0.00	0.00	0.00	0.00
Statewide Amendment 3 - Available					
Statewide Amendment 3 - FFOS	0.00	0.00	0.00	0.00	0.00
Statewide Amendment 3 - Fund Transfers	0.00	0.00	0.00	0.00	0.00
Statewide Amendment 3 - Carryover	-10.59	0.00	0.00	0.00	0.00
Award and Completed Project Adjustments	0.00	0.00	0.00	0.00	0.00
Statewide Amendment 3 - Total Available	-10.59	0.00	0.00	0.00	0.00
Statewide Amendment 3 - Programmed	0.00	0.00	0.00	0.00	0.00
Total Categorized Funding Available by SFY	81.44	53.79	30.12	35.11	31.62
Total Flexible Funds Available	10.79	-10.77	0.57	0.23	0.86
Adjustments	2.11	-4.25	-5.68	3.21	0.00
Carryovers	5.55				
Total Available by SFY	92.23	43.02	30.69	35.34	32.48
Total Programmed by SFY	85.16	46.75	26.06	19.17	5.99

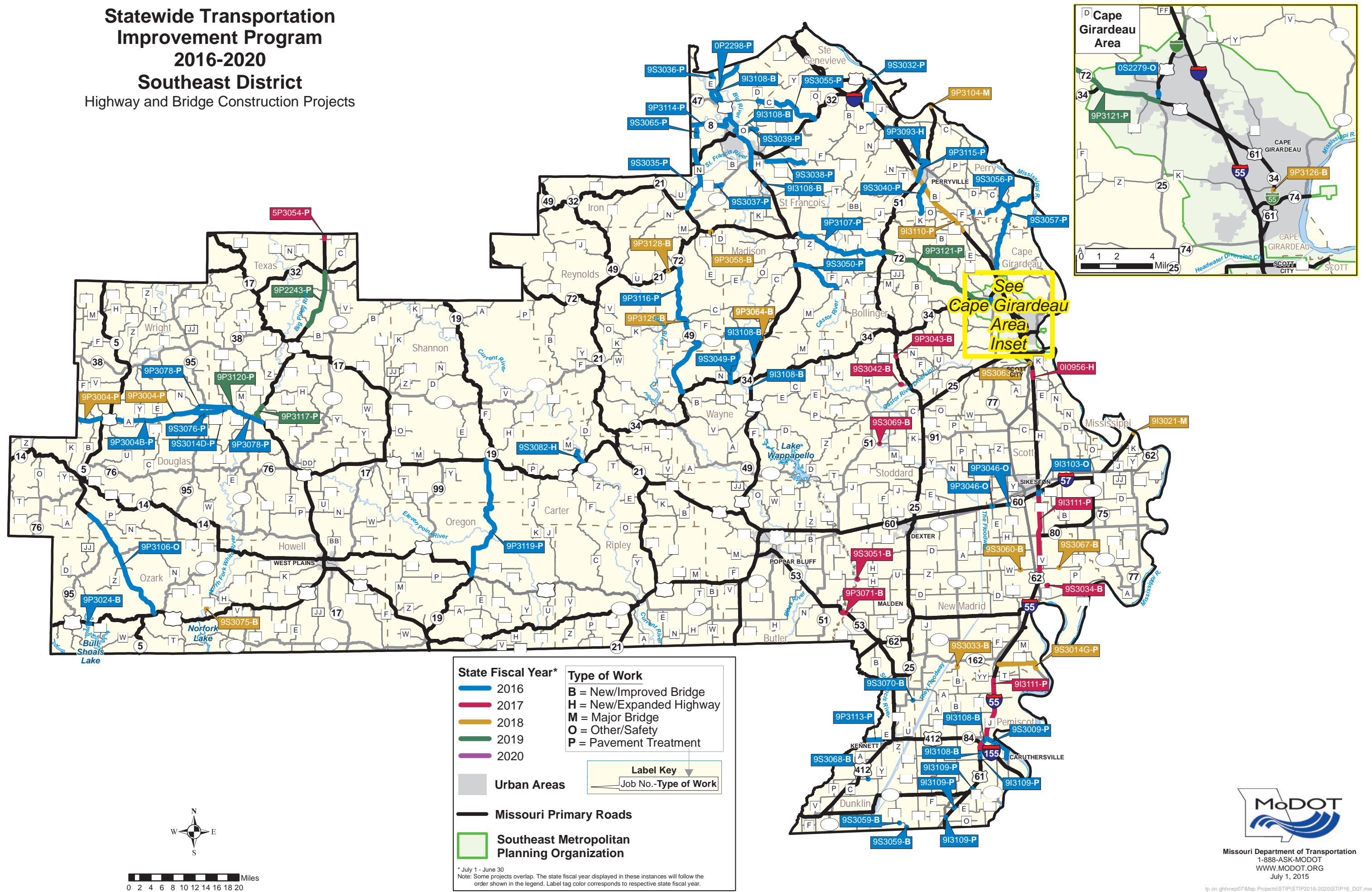
Note: Three percent inflation compounded annually applied to program years 2017 - 2020

Two percent construction contingency applied to construction.

Statewide Transportation Improvement Program 2016-2020

Southeast District

Highway and Bridge Construction Projects





MoDOT's Statewide Projects

PROJECT DESCRIPTION KEY

2016-2020 Highway and Bridge Construction Schedule

Construction contingency applied to construction cost in the year the project is awarded.

Three percent project growth factor compounded annually is applied to right-of-way and construction in program years 2, 3, 4, and 5.

No inflation is applied to the Funding From Other Sources (FFOS) or Payments.

Engineering includes PE costs, CE costs, and R/W incidentals.

STATE FISCAL YEAR PROJECT BUDGETING					
Prior Prog.	7/2015 6/2016	7/2016 6/2017	7/2017 6/2018	7/2018 6/2019	7/2019 6/2020
Engineering:	99	9	0	0	0
R/W:	0	0	99	0	0
Construction:	0	0	0	999	0
FFOS:	0	0	0	99	0
Payments:	0	99	0	0	0

County: _____
 Route: _____
 Job No.: _____
 Length: _____
 Fund Cat: _____
 Sec Cat: _____
 TIP# _____

MPO: _____ Fed: _____ State: _____ Local: _____
 Federal Oversight

Award Date _____ Anticipated Fed Cat: _____
 Future Cost: _____ Estimate Total: _____

Anticipated Federal Funding Category**

Estimated cost range beyond 2020.

Date project is to be awarded to begin construction (Season and calendar year for 2015 & 2016. SFY only beyond 2016).

Metropolitan Planning Organization (Y/N).

Project description and location.

County location of project.

Route location of project.

Project number used to track project

Total Length in 1/100 miles.

Primary Funding Category.*

Secondary Funding Category.

Transportation Improvement Plan

Projects with full oversight by the Federal Highway Administration.

Total project cost estimate.

Federal, Advanced CN-State, State and Local share of project costs.

Dollars programmed in previous STIPs.

Dollars funded from other sources.

Dollars for construction, utilities and contingency.

Dollars for right-of-way (land acquisition).

Dollars to be paid back for accelerating the project or payments to others.

Dollars for engineering that include preliminary engineering, construction engineering and right-of-way incidentals.

*Primary funding category:

Take Care of System
 Statewide Interstate & Major Bridge
 Safety
 Major Projects & Emerging Needs
 Amendment 3

Note: Freight plan projects are eligible for a greater percentage of federal funding.

**Federal funding category:

CMAQ - Congestion Mitigation and Air Quality
 * usually 80% Federal & 20% State funds
Earmark - usually 80% Federal & 20% State funds
NHPP - National Highway Performance Program
 * usually 80% Federal & 20% State funds
 * sometimes 90% Federal & 10% State funds
Safety - usually 90% Federal & 10% State funds
State - No federal funds, state only funded
STP - Surface Transportation Program
 * usually 80% Federal & 20% State funds

(All Costs in Thousands)



2016-2020 Highway and Bridge Construction Schedule

Transportation Planning

P.O. Box 270
Jefferson City, MO 65102

Construction contingency applied to construction cost in the year the project is awarded.

Three percent project growth factor compounded annually is applied to right-of-way and construction costs in program years 2, 3, 4, and 5.

No inflation is applied to the Funding From Other Sources (FFOS) or Payments.

Engineering includes PE costs, CE costs and R/W incidentals.

						STATE FISCAL YEAR PROJECT BUDGETING					
						Prior Prog.	7/2015- 6/2016	7/2016- 6/2017	7/2017- 6/2018	7/2018- 6/2019	7/2019- 6/2020
County: Various	Job Order Contracting for pavement repair at various interstate locations statewide.					Engineering:	0	0	0	0	0
Route: Various						R/W:	0	0	0	0	0
Job No.: 0I3003						Construction:	0	0	7,983	0	0
Length: 0.00	MPO: N					FFOS:	0	0	0	0	0
Fund Cat: Statewide Interstate And Major Bridge	Fed: 7,185 State: 798 Local: 0					Payments:	0	0	0	0	0
Sec Cat: Preventive Maint	Awd Date: 2017 Anticipated Fed Cat: NHPP										
TIP #:	Future Cost: 0 Estimate Total: 7,983										
County: Various	Job Order Contracting for pavement repair at various interstate locations statewide.					Engineering:	0	0	0	0	0
Route: Various						R/W:	0	0	0	0	0
Job No.: 0I3004						Construction:	0	0	0	8,222	0
Length: 0.00	MPO: N					FFOS:	0	0	0	0	0
Fund Cat: Statewide Interstate And Major Bridge	Fed: 7,400 State: 822 Local: 0					Payments:	0	0	0	0	0
Sec Cat: Preventive Maint	Awd Date: 2018 Anticipated Fed Cat: NHPP										
TIP #:	Future Cost: 0 Estimate Total: 8,222										
County: Various	Improvements at various statewide locations. Cost Share/Economic Development funds.					Engineering:	0	0	0	0	0
Route: Various						R/W:	0	0	0	0	0
Job No.: 0P3004B						Construction:	0	0	1,458	0	0
Length: 0.00	MPO: N					FFOS:	0	0	1,416	0	0
Fund Cat: Major Projects & Emerging Needs	Fed: 1,166 State: 292 Local: 0					Payments:	0	0	0	0	0
Sec Cat: System Expansion	Awd Date: 2017 Anticipated Fed Cat: S.T.P.										
TIP #:	Future Cost: 0 Estimate Total: 1,458										
County: Various	Improvements at various statewide locations. Cost Share/Economic Development funds.					Engineering:	0	0	0	0	0
Route: Various						R/W:	0	0	0	0	0
Job No.: 0P3004C						Construction:	0	3,930	0	0	0
Length: 0.00	MPO: N					FFOS:	0	3,930	0	0	0
Fund Cat: Major Projects & Emerging Needs	Fed: 3,144 State: 786 Local: 0					Payments:	0	0	0	0	0
Sec Cat: System Expansion	Awd Date: 2016 Anticipated Fed Cat: S.T.P.										
TIP #:	Future Cost: 0 Estimate Total: 3,930										
County: Various	Improvements at various statewide locations. Cost Share/Economic Development funds.					Engineering:	0	0	0	0	0
Route: Various						R/W:	0	0	0	0	0
Job No.: 0P3004D						Construction:	0	0	45,940	0	0
Length: 0.00	MPO: N					FFOS:	0	0	44,602	0	0
Fund Cat: Major Projects & Emerging Needs	Fed: 36,752 State: 9,188 Local: 0					Payments:	0	0	0	0	0
Sec Cat: System Expansion	Awd Date: 2017 Anticipated Fed Cat: S.T.P.										
TIP #:	Future Cost: 0 Estimate Total: 45,940										

* Subject to the approval of the Transportation Improvement Plan by the governing Metropolitan Planning Organization.



2016-2020 Highway and Bridge Construction Schedule

Transportation Planning

P.O. Box 270
Jefferson City, MO 65102

Construction contingency applied to construction cost in the year the project is awarded.

Three percent project growth factor compounded annually is applied to right-of-way and construction costs in program years 2, 3, 4, and 5.

No inflation is applied to the Funding From Other Sources (FFOS) or Payments.

Engineering includes PE costs, CE costs and R/W incidentals.

						STATE FISCAL YEAR PROJECT BUDGETING					
						Prior Prog.	7/2015- 6/2016	7/2016- 6/2017	7/2017- 6/2018	7/2018- 6/2019	7/2019- 6/2020
County: Various	Improvements at various statewide locations. Cost Share/Economic Development funds.					Engineering:	0	0	0	0	0
Route: Various						R/W:	0	0	0	0	0
Job No.: 0P3004E						Construction:	0	0	0	47,741	0
Length: 0.00	MPO: N					FFOS:	0	0	0	45,000	0
Fund Cat: Major Projects & Emerging Needs					Fed: 38,193 State: 9,548 Local: 0	Payments:	0	0	0	0	0
Sec Cat: System Expansion	Awd Date: 2018	Anticipated Fed Cat: S.T.P.									
TIP #:	Future Cost: 0				Estimate Total: 47,741						
County: Various	Improvements at various statewide locations. Cost Share/Economic Development funds.					Engineering:	0	0	0	0	0
Route: Various						R/W:	0	0	0	0	0
Job No.: 0P3004F						Construction:	0	0	0	0	53,441
Length: 0.00	MPO: N					FFOS:	0	0	0	0	48,906
Fund Cat: Major Projects & Emerging Needs					Fed: 42,753 State: 10,688 Local: 0	Payments:	0	0	0	0	0
Sec Cat: System Expansion	Awd Date: 2019	Anticipated Fed Cat: S.T.P.									
TIP #:	Future Cost: 0				Estimate Total: 53,441						
County: Various	Improvements at various statewide locations. Cost Share/Economic Development funds.					Engineering:	0	0	0	0	0
Route: Various						R/W:	0	0	0	0	0
Job No.: 0P3004G						Construction:	0	0	0	0	52,044
Length: 0.00	MPO: N					FFOS:	0	0	0	0	46,240
Fund Cat: Major Projects & Emerging Needs					Fed: 41,635 State: 10,409 Local: 0	Payments:	0	0	0	0	0
Sec Cat: System Expansion	Awd Date: 2020	Anticipated Fed Cat: S.T.P.									
TIP #:	Future Cost: 0				Estimate Total: 52,044						

* Subject to the approval of the Transportation Improvement Plan by the governing Metropolitan Planning Organization.

Jun-10-2015

Section 4 - 2

District Statewide

Dollars in Thousands



2016-2020 Highway and Bridge Construction Schedule

Transportation Planning

P.O. Box 270
Jefferson City, MO 65102

Construction contingency applied to construction cost in the year the project is awarded.
Three percent project growth factor compounded annually is applied to right-of-way and construction costs in program years 2, 3, 4, and 5.

No inflation is applied to the Funding From Other Sources (FFOS) or Payments.

Engineering includes PE costs, CE costs and R/W incidentals.

Statewide

Total

STATE FISCAL YEAR PROJECT BUDGETING						
	Prior Prog.	7/2015- 6/2016	7/2016- 6/2017	7/2017- 6/2018	7/2018- 6/2019	7/2019- 6/2020
FFOS:	0	3,930	46,018	45,000	48,906	46,240
Total R/W:	0	0	0	0	0	0
Total Construction:	0	3,930	55,381	55,963	53,441	52,044
Paybacks:	0	0	0	0	0	0
Sub-Total:	0	3,930	55,381	55,963	53,441	52,044
Total Engineering:	0	0	0	0	0	0
Grand Total:	0	3,930	55,381	55,963	53,441	52,044
		2016	2017	2018	2019	2020
State		786	10,278	10,370	10,688	10,409
AC-State		0	0	0	0	0
Local		0	0	0	0	0
Sub-total State		786	10,278	10,370	10,688	10,409
Federal						
Sub-total Federal		3,144	45,103	45,593	42,753	41,635
Grand Total		3,930	55,381	55,963	53,441	52,044

Project Count: 8

* Subject to the approval of the Transportation Improvement Plan by the governing Metropolitan Planning Organization.

Jun-10-2015

Section 4 - 1

District Statewide

Dollars in Thousands

Section 4 – Highway and Bridge Schedule

2016 – 2020 Highway and Bridge Construction Schedule RSMo 21.795.2(3)

The Highway and Bridge Construction Schedule identifies highway and bridge projects funded for right of way acquisition and/or construction during the five-year period between July 1, 2015, and June 30, 2020. Engineering costs for these projects are included as well.

Projects on this schedule are funded and represent a commitment to implement an improvement, purchase right of way and or construct. Projects on this schedule with right of way funding only represent a commitment to buy right of way, not a commitment to construct.

There are a number of assumptions and requirements that must be met for project construction to begin. Some assumptions and requirements apply to all projects. Other assumptions and requirements vary depending upon the complexity of the project. These assumptions are:

- The assumed funding levels from state and federal sources are reached.
- All environmental requirements and clearances are obtained.
- Any legal matters are resolved.
- Right of way acquisition and utility relocation occur as scheduled.
- Concurrence is obtained from the Metropolitan Planning Organizations for projects in the Cape Girardeau, Columbia, Fayetteville-Springdale-Rogers AR-MO, Jefferson City, Joplin, Kansas City, St. Joseph, St. Louis, and Springfield areas.

Section 5 – Estimated Financial Summary

Estimated Financial Summary for the 2016-2020 Highway and Bridge Construction Schedule

Overview

Section 5 of the Statewide Transportation Improvement Program explains the sources and projected levels of Missouri's transportation revenues, while also sharing the planned expenditures for the next five years.

The department is proud to be able to cost-effectively maintain a safe and efficient transportation system. Great strides have been made in the past decade to improve the condition of Missouri's roads and bridges while decreasing roadway fatalities to their lowest level since the 1940s. However, those improvements were funded with temporary revenue sources – a bonding program made possible by the passage of Amendment 3 in 2004 and the American Recovery and Reinvestment Act in 2009. And while those funds supported a booming construction program between 2005-2010, since that time MoDOT's construction budget has been on a downward slide. This decreased level of funding will continue to get worse during this STIP cycle.

About 63 percent of every dollar MoDOT receives comes from fuel taxes. But the fuel tax rate at the state level hasn't changed since 1992, and the federal level hasn't changed since 1993. In addition, cars are becoming more fuel efficient. With the cost of concrete tripled, steel prices doubled, and asphalt costing more than twice what it did 20 years ago, this means Missouri is trying to fund its current transportation needs with a budget that is almost two decades out of date. What was 17 cents of purchasing power in 1996 is now about 8 cents and decreasing each year.

Other sources of state revenue for transportation include sales tax, vehicle and driver licensing fees, interest earned on invested funds and other miscellaneous collections, and a small portion of general revenue funds. Revenue collected through these avenues has remained relatively flat in recent years, and the forecast for future revenue remains stagnant.

Without any growth in state revenues, Missouri will not be able to match the federal funds by fiscal year 2017. With \$1 of state funds, Missouri can use it to match \$4 of federal funds. By 2018 there will be \$400 million per year in potentially lost federal funds that Missouri will be unable to use. Those are transportation dollars Missourians paid through federal fuel taxes that could go to other states instead.

Federal funding continues to be uncertain. On June 29, 2012, Congress passed "Moving Ahead for Progress in the 21st Century Act," or MAP-21, a two-year act set to expire September 30, 2014. After many months of discussion regarding the insolvency of the Highway Trust Fund, on July 31, 2014, Congress provided \$10.8 billion from the General Fund and the Leaking Underground Storage Tank Trust Fund to the Highway Trust Fund and extended MAP-21 until May 31, 2015. This short-term fix will not solve the federal transportation funding issue. In late May 2015, Congress extended MAP-21 until July 31, 2015. Because of Missouri's inability to match some of the current federal funding, any increases would not be able to be matched as well.

MAP-21 reduced the amount of funding for all state transportation departments, and Missouri received \$71 million less per year for fiscal years 2012, 2013 and 2014 compared to fiscal year 2011. The federal assumptions for fiscal years 2016 and beyond are based on the reduced funding levels received during MAP-21.

MoDOT continues to be one of the most efficient state agencies in difficult economic times. The department's operating expenses remain flat, outside of minimal increases related to healthcare and retirement costs. In the past ten years, MoDOT has completed 4606 projects worth \$12.2 billion, at 6 percent under budget. Since 2011, MoDOT has reduced its workforce by 20 percent, disposed of more than 750 pieces of equipment, and sold 124 facilities. Those efforts have saved more than \$605 million and bolstered the construction program to enable critical roadway improvements. But the department cannot cut its way to an improved transportation system and a solution to its funding constraints.

Even with these savings, Missouri has some rough roads ahead. Missouri's 2016-2020 STIP is primarily maintenance-focused with little room for anything else. In previous years, the annual contractor awards in the STIP were as high as \$1.2 billion, with about 50 percent used for taking care of the system. In this STIP, the contractor awards average \$382 million, and nearly 85 percent is aimed at taking care of the existing system. To keep Missouri's roads and bridges in the condition they are today requires \$485 million per year. During this STIP cycle, Missouri's construction awards are projected to fall far below that – to \$325 million. The opportunities to expand the system – widening a busy two-lane road to four lanes to reduce congestion and improve safety, or building a new roadway or interchange to help promote business development and bring jobs to the state – are disappearing.

When the construction awards hit \$325 million, MoDOT will have to adjust how it takes care of Missouri's highway system. In February 2015, the commission approved "Missouri's 325 System," which will focus the limited resources in an equitable way. The state-maintained highway system will be divided into primary and supplementary routes. Primary routes include approximately 8,000 miles of the the 34,000 mile system and are the roads that connect cities across the state. Supplementary routes are the remaining miles used mostly for local travel.

Nearly all of Missouri's "major" roadways are part of the primary system. Only those major routes that function as business routes or loops or more like local roadways are excluded. MoDOT has decided to focus its limited resources on the primary system because it offers equity across the state between urban and rural areas. Every county in the state has at least one highway on the primary system.

The primary system differs from MoDOT's current focus on major and minor roads because the major roads, which make up 20 percent of the system and carry 80 percent of the traffic, are confined to limited areas of the state. It will take all \$325 million to keep the primary routes in their current condition. MoDOT will only do limited routine maintenance on supplementary roads, which means their condition will deteriorate.

These facts mean Missourians have some tough choices ahead of them. They rely on a modern and safe transportation system to get to work, school and everywhere in between. A healthy transportation infrastructure ensures businesses can operate and grow. It ensures

the state can prosper and jobs can be created. Essentially, transportation is what keeps Missouri moving. Missourians must work together and recognize that investments in transportation are part of the solution for the state's growth and prosperity.

Revenue

Federal

The largest source of transportation revenue is from the **federal government** including the 18.4-cents per gallon tax on gasoline and 24.4-cents per gallon tax on diesel fuel. The last time either tax was increased was in 1993. Other sources include various taxes on tires, truck and trailer sales, and heavy vehicle use. These highway user fees are deposited in the federal Highway Trust Fund and distributed to the states based on formulas prescribed by federal law through transportation funding acts. This revenue source also includes multimodal and highway safety grants (see Section 7 for a summary of all multimodal operations). Approximately 33 percent of Missouri's transportation revenue comes from the federal government.

State

The next largest source of transportation revenue is from the **state fuel tax**. Fuel taxes represent the state share (approximately 27 percent is distributed to cities and counties) of revenue received from the state's 17-cent per gallon tax on gasoline and diesel fuels which must be spent on highways and bridges. The last time the gasoline and diesel tax was changed was in 1992. This revenue source also includes a 9-cent per gallon tax on aviation fuel which must be spent on airport projects (see Section 7). These tax revenues provide approximately 30 percent of transportation revenues. The state motor fuel tax is not indexed to keep pace with inflation, and no rate increase has occurred since 1996.

MoDOT receives a portion of the **state sales tax** paid upon the purchase or lease of motor vehicles. This revenue source also includes the sales tax paid on aviation fuel which is dedicated to airport projects (see Section 7). These tax revenues provide approximately 18 percent of transportation revenues. In November 2004, voters passed constitutional Amendment 3, which set in motion a four-year phase in, redirecting motor vehicle sales taxes previously deposited in the state's general revenue fund to a newly created State Road Bond Fund. In state fiscal year 2009, the process of redirecting motor vehicle sales taxes to transportation was fully phased in, and the rate of growth in this revenue source slowed dramatically. Starting July 2013, state legislation eliminated the state motor vehicle use tax. The state motor vehicle use tax was replaced with the state motor vehicle sales tax which directs a greater portion of the tax to local government agencies. Future projected growth in this category is less than the rate of increase in construction and maintenance costs; therefore, not keeping pace with inflation.

Vehicle and driver licensing fees include the state share of revenue received from licensing motor vehicles and drivers. This revenue source also includes fees for railroad regulation which are dedicated to multimodal programs (see Section 7). These fees provide

approximately 15 percent of transportation revenues. Similar to motor fuel tax, the motor vehicle and driver licensing fees are not indexed to keep pace with inflation, and no registration fee increases have occurred since 1984.

The **interest earned on invested funds and other miscellaneous collections** provides approximately 3 percent of transportation revenues. Cash balances in state transportation funds are declining. As referenced in Table 1 in Section 5-13, the cash balance of all state transportation funds is expected to decline from \$853 million at the beginning of fiscal year 2016 to approximately \$208 million by the end of fiscal year 2020. Other miscellaneous collections include construction cost reimbursements from local governments and other states, proceeds from the sale of surplus property and fees associated with the Missouri logo-signing program.

The state **General Revenue Fund** provides approximately 1 percent of transportation revenue. The Missouri General Assembly appropriates it for multimodal programs (see Section 7).

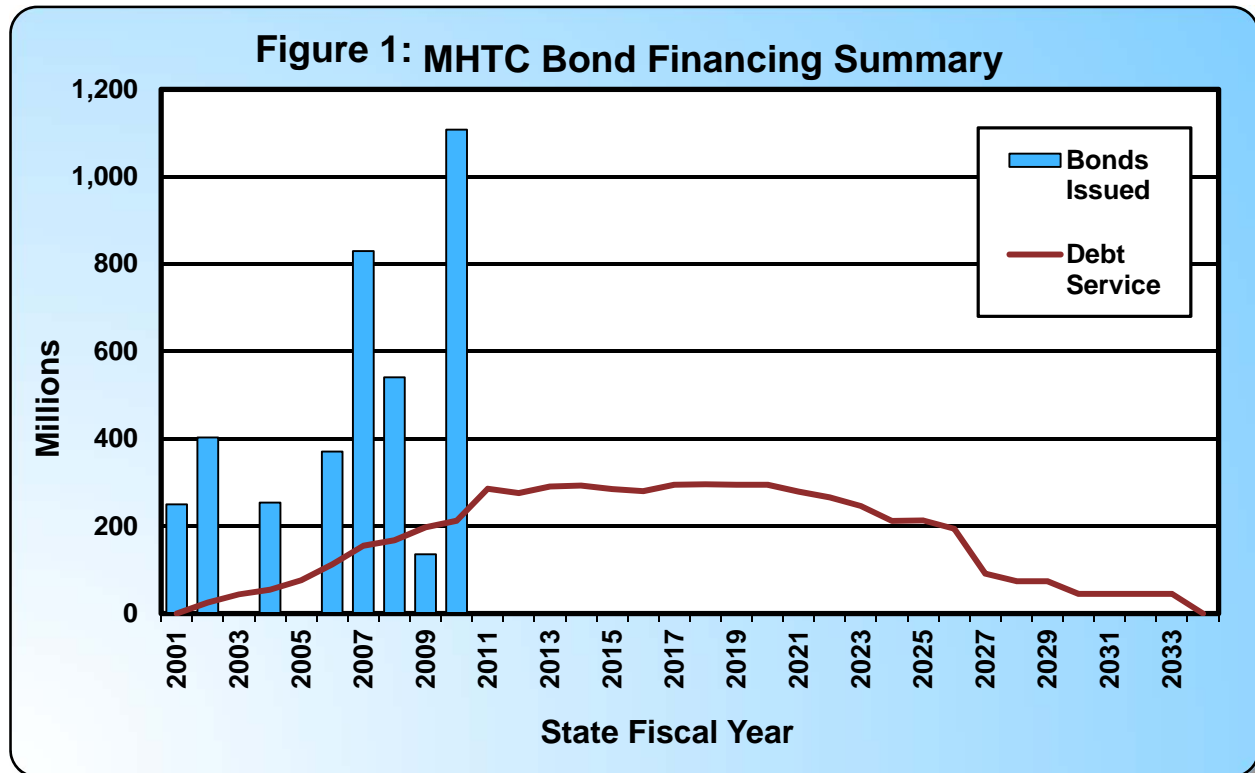
Other

While not a true revenue, **bonding** is a method of financing used by the Missouri Highways and Transportation Commission (MHTC) to receive the best value for every dollar spent. Statutory authority was established in May 2000 for the MHTC to begin selling bonds, now called senior lien bonds. The **senior lien** bonds were limited to a total issuance of not more than \$2.25 billion. The lien was closed after \$907 million was issued from 2000 to 2003. The MHTC will issue no additional bonds under this lien.

In November 2004, Constitutional **Amendment 3**

was approved by Missouri voters. Amendment 3 redirects motor vehicle sales taxes to transportation. In accordance with this constitutional change, MoDOT began selling bonds and dedicated the funds to the *Smoother, Safer, Sooner* program. The Amendment 3 revenues are used for principal and interest payments on Amendment 3 debt. MoDOT sold \$2 billion of Amendment 3 bonds and has completed all planned Amendment 3 bond sales.

In fiscal year 2009, MoDOT sold \$143 million of bonds for a portion of the new Interstate 64, a design-build project in the St. Louis region. For the first time, MoDOT secured bonds primarily with federal funds, rather than state funds. These bonds are called **Grant Anticipation Revenue Vehicle (GARVEE)** bonds. In fiscal year 2010, MoDOT sold \$100 million additional GARVEE bonds for the new Mississippi River Bridge project and \$685 million for the Safe and Sound Bridge Improvement Program. The GARVEE principal and interest is scheduled to be repaid through state fiscal year 2033. MoDOT sold \$928 million of GARVEE bonds and has completed all planned GARVEE bond sales. See Figure 1 for a summary of the MHTC bond financing program.



Along with federal and state revenue, **existing cash balances** are used each year to remain fiscally constrained. The existing cash balances are made up of federal revenue and state revenue that have been deposited into MoDOT funds such as the State Road Fund, State Highways and Transportation Department Fund, and the State Road Bond Fund. These funds are considered available for funding highway and bridge construction projects.

Expenditures

Missouri's Constitution dictates a portion of state transportation revenues can be appropriated by the General Assembly to **other state agencies**. Appropriations are limited to (1) the Missouri State Highway Patrol (MSHP) to administer and enforce motor vehicle laws and (2) the Missouri Department of Revenue (DOR) to cover the cost of collection. DOR is entitled to the actual cost of collection not to exceed 3 percent of revenues collected. Approximately 92 percent of these expenditures are appropriated to the MSHP, and the remaining 8 percent is appropriated to the DOR. These costs are approximately 13 percent of transportation expenditures.

The state constitution also dictates that **debt service**, which is principal and interest payments on any outstanding state road bonds, must be paid prior to funding MoDOT operations and STIP costs. MoDOT issued \$3.8 billion of bonds from state fiscal years 2001 to 2010. The final payment for this debt is scheduled in state fiscal year 2033. These costs are approximately 14 percent of transportation expenditures. See Figure 1, Section 5-5 for a summary of the MHTC bond financing program.

Administration includes activities such as financial planning, accounting, human resources, community and governmental relations, multimodal and legal services. The dollars associated with administering self-insurance plans and contributions to retiree medical plans are included in this disbursement category. These costs are approximately 3 percent of transportation expenditures.

System Management includes maintenance, traffic, highway safety and motor carrier services. Maintenance and traffic costs, approximately 97 percent of system management costs, include funding for activities such as snow removal, signing, striping, litter control, mowing, maintaining roadsides and rest areas, completing routine road and bridge repairs, repairing guardrail and median guard cable, traffic signal operations and system management. The Highway Safety Division, approximately 1 percent of system management costs, implements programs addressing behavioral traffic safety issues. Emphasis areas include high-risk drivers, serious crash types and vulnerable roadway users. Safety strategies include enforcement (manpower, training and equipment), education (promotional materials, campaigns and educational/awareness programs) and engineering (data collection/evaluation and high accident location assessments). Division staff work with safety advocates statewide to implement the Highway Safety Plan, Motor

Carrier Safety Assistance Plan, and the Missouri Blueprint for Safer Roadways to reduce traffic crashes, prevent serious injuries and save lives. This category includes the Highway Safety Program, Motor Carrier Safety Assistance Program, and Motorcycle Safety Trust Fund. The Motor Carrier Services Division, approximately 2 percent of system management costs, is the one-stop shop for commercial vehicle licensing and permits, and works with commercial vehicle safety and compliance. Commercial vehicles include trucks, tractor-trailers, buses, limousines and other vehicles that transport property, passengers or hazardous materials. System management costs are approximately 24 percent of transportation expenditures.

MoDOT's continued investment in the **fleet, facilities and information systems** infrastructure is necessary to support the system management and construction programs. Annual costs to maintain MoDOT's fleet, facilities and information systems are included in this disbursement category. These costs are approximately 4 percent of transportation expenditures.

The **Multimodal** Division works with cities, counties and regional authorities to plan improvements for public transit, railroad, aviation, waterway facilities and freight development in Missouri. These costs are approximately 4 percent of transportation expenditures. See Section 7 for further information on Multimodal Operations.

The **construction program operating costs** are costs associated with implementing MoDOT's construction program which primarily includes in-house preliminary engineering, construction engineering and right of way incidentals as identified in Sections 3 and 4. These costs are approximately 6 percent of the transportation expenditures. All remaining revenues are made available for the **highway and bridge construction program**. This category encompasses payments to contractors for construction projects, right of way purchases, consultant engineering, utility relocations and federal funding for local governments that passes through MoDOT's budget. Contractor payments encompass the majority of construction program expenditures. Contractor payments, right of way purchases, consultant engineering, utility relocations and federal pass through payments are approximately 32 percent of the transportation expenditures.

Sections 5-1 through 5-7 describe the overview of all revenue and expenditures for the Missouri Department of Transportation, which includes the Highway and Bridge Construction Program, Multimodal and Highway Safety. The remaining Sections contain only projections of future revenue and expenditures for the Highway and Bridge Construction Program. Highway Safety programs not intended for road improvements are included in Section 6. Multimodal programs are included in Section 7.

Projections of future revenues and expenditures for the Highway and Bridge Construction Program as determined by cash flow analysis

Historical highway and bridge data for the previously-described revenue and expenditure categories are combined with detailed statistical models to forecast future revenue and expenditure data. The following provides a description of each revenue and expenditure category and how they are projected.

Revenue

- Federal reimbursements
 - Annual obligation authority declines from \$904 million in 2015 to \$887 million for 2016 through 2020. Obligation authority is estimated to be 97 percent of apportionments. Future federal funding is very uncertain and the federal Highway Trust Fund is currently projected to be insolvent in the Summer of 2015.
 - Local public agencies spending down available carry-over balances (\$20 million in 2016).
 - MoDOT estimates \$885 million of federal reimbursements in fiscal year 2016 will decrease to \$491 million in fiscal year 2020 due to a declining construction program, resulting from insufficient state revenues.
 - Additional detail regarding federal funding starts on Section 5-18.
- Motor fuel taxes
 - Projections are based on gasoline and diesel consumption projections from the US Department of Energy's Annual Energy Outlook 2014 (AEO 2014) for the region (region includes: ND, SD, NE, KS, MO, IA, MN).
 - In fiscal year 2016, MoDOT estimates \$484 million of motor fuel tax receipts will decrease to \$474 million in fiscal year 2020, as we expect more Missourians will turn to more fuel-efficient vehicles due to Corporate Average Fuel Economy (CAFÉ) standards that reduce energy consumption by increasing the fuel economy of a vehicle or they may seek out other transportation options they had previously avoided. While good for the environment, these actions erode motor fuel tax revenues.
- Motor vehicle & driver licensing fees
 - Projections are based on estimates of the population over the age of sixteen from the AEO 2014 and drivers licensing renewal data from the Department of Revenue.

- In fiscal year 2016, MoDOT estimates \$277 million of motor vehicle and driver licensing fee receipts will grow to \$288 million in fiscal year 2020, an average annual growth rate of 1 percent.
- Motor vehicle sales tax
 - Projections are based on real disposable income estimates from the AEO 2014.
 - In fiscal year 2016, MoDOT estimates \$323 million of motor vehicle sales tax receipts will grow to \$363 million in fiscal year 2020, an average annual growth rate of 3 percent. The average annual growth rate from fiscal years 2010-2014 was five percent. As consumers look for ways to decrease their personal transportation costs, one option is turning to smaller, more fuel-efficient vehicles. Since these vehicles cost less, the growth in sales taxes is projected to be lower, resulting in lower transportation revenues. Economic conditions also play a factor in this category. As unemployment remains high, consumer credit problems still exist, and financial institutions continue to have tighter lending standards creating unfavorable conditions for this category.
- Interest and Miscellaneous Revenue
 - Projections are based on 0.75 percent earnings rate for interest revenue and historic receipts for miscellaneous revenue.
 - MoDOT estimates \$81 million of interest earned on invested funds and other miscellaneous receipts in fiscal year 2016 will decrease to \$51 million in fiscal year 2020 due to declining cash balances. This category includes construction project cost reimbursements from local governments and other states.
- Bond proceeds
 - No new issuances are planned in fiscal years 2016-2020.

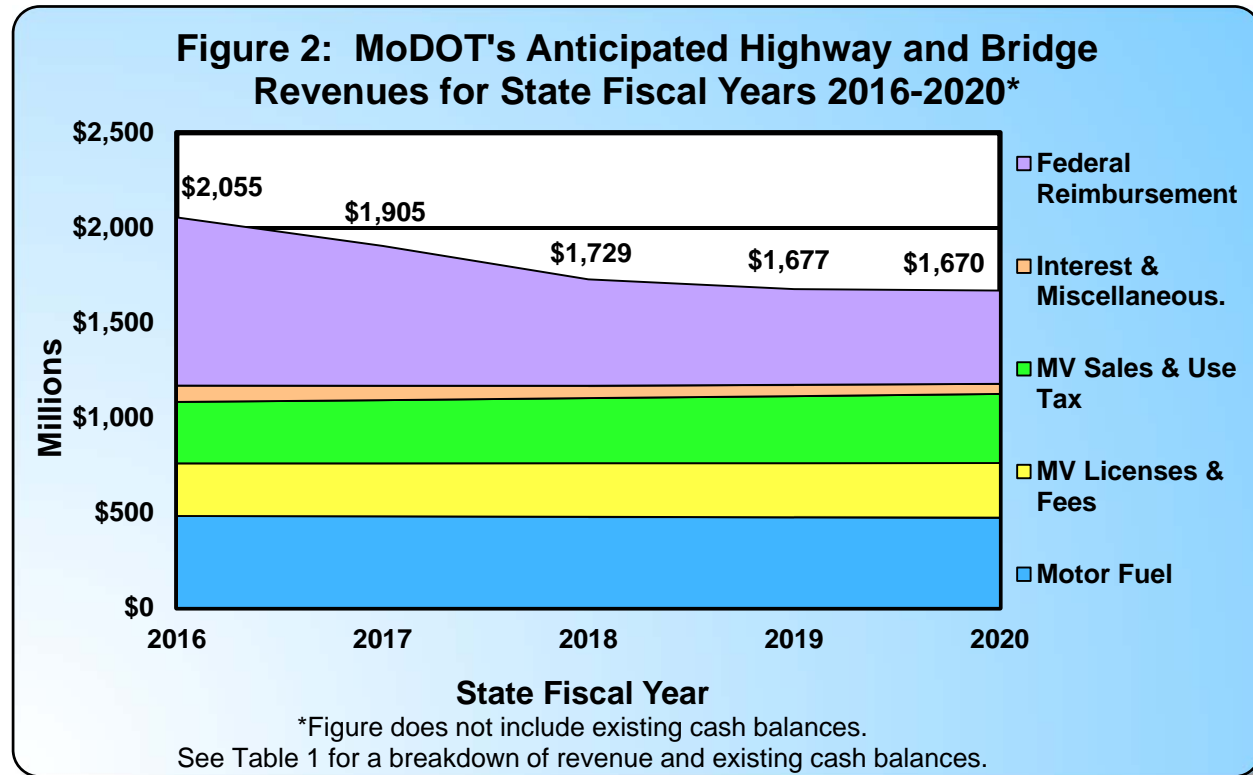
Total revenue

The stability and predictability of future transportation revenues is subject to many variables; however, using the Department of Energy's projections, Figure 2, Section 5-10 provides an estimate of Missouri's transportation revenues for state fiscal years 2016 through 2020. As shown in Figure 2, estimated revenue decreases from \$2.1 billion in state fiscal year 2016 to \$1.7 billion in

state fiscal year 2020, primarily because of declining federal reimbursements due to the inability to match federal funds. See Table 1, Section 5-13 for a breakdown of revenue.

Expenditures

- Other State Agencies
 - Projections are based on fiscal year 2015 appropriation amounts; the personal service and fringe benefits growth rate assumption is 0 percent in fiscal years 2017, 2018 and 2020; 2 percent in fiscal years 2016 and 2019; and expense and equipment growth rates are 0 percent for fiscal years 2016-2020.
 - In fiscal year 2016, MoDOT estimates \$259 million of other state agency expenditures grow to \$263 million in fiscal year 2020.
- Debt Service
 - Projections are based on the repayment of outstanding state road bonds.
 - Amounts do not include capital or operating lease payments.
 - In fiscal year 2016, MoDOT estimates \$280 million of debt service expenditures grow to \$295 million in fiscal year 2020.



- Operating Costs (includes Administration; System Management; Fleet, Facilities and Information Systems; Multimodal; and Construction Program Operating costs)
 - Projections are based on the fiscal year 2015 budget and fiscal year 2016 appropriations request; the personal service and fringe benefits growth rate assumption is 2 percent in fiscal years 2016 and 2019, 0 percent in fiscal years 2017, 2018 and 2020; and expense and equipment growth rates average 0 percent for fiscal years 2019-2020.
 - In fiscal year 2016, MoDOT estimates \$721 million of operating expenditures grow to \$741 million in fiscal year 2020, an average annual growth rate of 1 percent.
- Construction Program expenditures
 - Projections are based on a cash flow model that calculates payment schedules of MoDOT's active and future construction projects as provided in Section 4 of the STIP.
 - Contractor payments, right of way purchases, consultant engineering, accelerated program payments, suballocated federal funding for local governments and utility relocation costs are included.
 - In fiscal year 2016, MoDOT estimates \$949 million of construction program disbursements that falls to \$507 million in fiscal year 2020. See Table 1, Section 5-13 for further details on the Construction program expenditures.

Total expenditures

Consistent with future transportation revenues, future transportation expenditures are also subject to many variables; however, using historical trends and various economic indicators, Figure 3, Section 5-12 provides an estimate of Missouri's transportation expenditures for state fiscal years 2016 through 2020. As shown in Figure 3, estimated transportation expenditures (including costs associated with state advance construction projects, see Section 5-20 through 5-21 for further discussion on state advance construction projects), will decline from \$2.2 billion in fiscal year 2016 to \$1.8 billion in fiscal year 2020. From fiscal years 2016-2020, total expenditures exceed total revenue by \$646 million, which is offset by projected cash balances totaling approximately \$853 million available at the beginning of fiscal year 2016. The construction expenditures are derived from the cash flow analysis on the 2016-2020 Highway and Bridge Construction Schedule (Section 4). These amounts decline primarily due to the end of many larger projects awarded in previous fiscal years. Assumptions for the construction program expenditures are in the next subsection. The remaining expenditures are expected to have inflationary growth as outlined above. See Table 1 in Section 5-13 below for a breakdown of expenditures by each budget category.

Missouri's Statewide Transportation Improvement Program (STIP) includes a five-year plan of highway and bridge construction projects, which is financially constrained for each fiscal year. Table 1 provides the cash flow analysis summary for the fiscal year 2016-2020 STIP. An adequate cash flow balance is maintained as determined by projected monthly cash balances in any given year. MoDOT maintains at least a \$100 million cash balance based on debt covenants and cash reserve to manage revenue and expenditure fluctuations. The amounts only include revenues and disbursements dedicated to highways and bridges since Multimodal and a portion of Highway Safety funding cannot be included in the minimum cash balance.

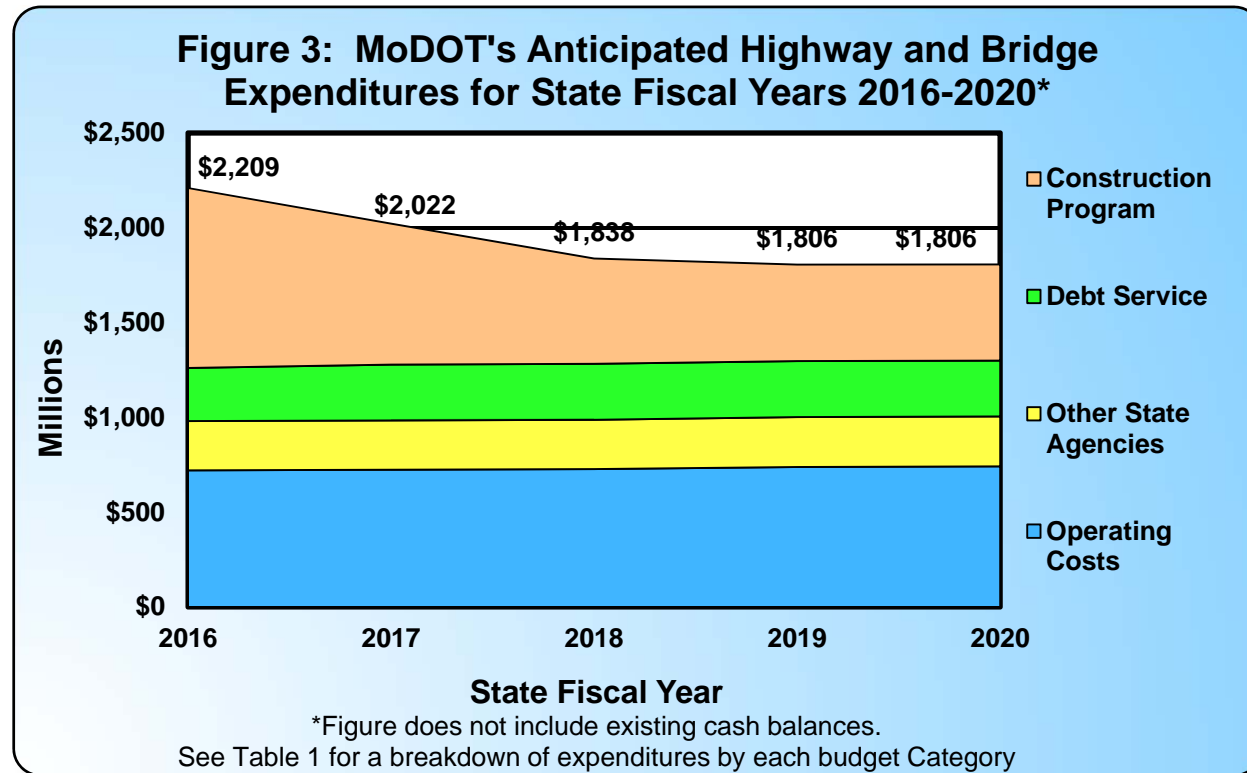


Table 1: MoDOT Construction Cash Flow Projections for Roads and Bridges for Fiscal Years 2016-2020

Dollars in Millions													
Additions to Cash Balance							Subtractions from Cash Balance						
<----->													
Fiscal Year	Beginning Cash Balance	Federal Reimbursement*	Motor Fuel Tax Revenue	Motor Vehicle & Drivers Licensing Revenue	Motor Vehicle Sales Tax Revenue	Interest and Misc. Revenue	Other State Agencies	Debt Service	Administ-ration	System Manage-ment	Fleet, Facilities and Inform-ation Systems	Total Construction Disburse**	Ending Cash Balance
2016	\$853.2	885.2	\$483.9	\$276.6	\$322.9	\$86.1	\$259.5	\$280.2	\$53.3	\$465.9	\$76.4	\$1,074.0	\$698.6
2017	\$698.6	\$735.5	\$481.5	\$279.4	\$332.6	\$75.8	\$259.5	\$294.7	\$54.4	\$467.3	\$76.5	\$869.2	\$581.8
2018	\$581.8	\$559.5	\$479.1	\$282.2	\$342.6	\$65.1	\$259.5	\$295.6	\$55.5	\$468.7	\$76.6	\$682.0	\$472.4
2019	\$472.4	\$503.2	\$476.7	\$285.0	\$352.8	\$59.6	\$263.4	\$295.4	\$57.0	\$474.8	\$77.1	\$638.0	\$344.0
2020	\$344.0	\$490.5	\$474.3	\$287.8	\$363.4	\$53.8	\$263.4	\$294.6	\$58.0	\$476.4	\$77.2	\$636.5	\$207.7

*Includes regular federal funds, federal advance construction conversions and sub-allocated pass-through funds to local governments.

** Includes engineering, payments (see Section 4) and sub-allocated funds to local governments. See Table 2, Section 5-14 (blue line) for further analysis.

Construction Program

The actual dollar amounts for right of way and construction projects awarded in prior fiscal years, the estimated award amount for right of way and construction projects programmed in the STIP along with estimates for the construction budget based on the cash flow analysis of existing construction contracts and future construction contracts, as provided in Section 4, are summarized in the following discussion. For example, a construction contract awarded today can result in contractor payments over multiple years as the project is completed. The future award amount assumptions and the contractor payments assumptions resulting from the cash flow analysis are summarized in Table 2. Other expenditures are included in the Highway and Bridge Construction Program in addition to awards. These other expenditures include utility relocation payments, right of way payments, MoDOT and Consultant engineering,

and accelerated program payments, as well as suballocated federal dollars that pass through MoDOT to local governments. The Total Construction Disbursements in Table 2 below (blue line) match the Construction Disbursements from Table 1 in Section 5-13 (blue column).

Table 2: STIP construction awards versus contractor payments

How we budget for STIP projects (dollars in millions)							
	Award	FY16	FY17	FY18	FY19	FY20	Future FY
Prior FY Remaining Balance	\$637.62	\$529.5	\$108.1	-	-	-	-
FY16	\$596.4	\$178.9	\$328.0	\$89.5	-	-	-
FY17	\$338.7	-	\$101.6	\$186.3	\$50.8	-	-
FY18	\$325.0	-	-	\$97.5	\$178.8	\$48.7	-
FY19	\$325.0	-	-	-	\$97.5	\$178.8	\$48.7
FY20	\$325.0	-	-	-	-	\$97.5	\$227.5
Contractor Payments:		\$708.4	\$537.7	\$373.3	\$327.1	\$325.0	
Utility Relocation Payments		\$8.5	\$5.0	\$3.0	\$3.0	\$3.0	
Right of Way Payments		\$15.0	\$10.0	\$5.0	\$5.0	\$5.0	
MoDOT and Consultant Engineering		\$135.3	\$135.8	\$136.3	\$139.0	\$139.6	
Federal Pass Through		\$170.6	\$150.8	\$150.9	\$150.8	\$150.8	
Payments* (see Section 4)		\$36.2	\$29.9	\$13.5	\$13.1	\$13.1	
Total Construction Disbursements		\$1,074.0	\$869.2	\$682.0	\$638.0	\$636.5	

* Payments include dollars to be paid back for accelerating a project or payments to others. Payments do not include GARVEE debt service payments.

Table 3 summarizes the total available funding for the highway and bridge construction program for state fiscal years 2016-2020 based on cash flow projections. These amounts do not include sub-allocated federal funds since they are administered by local governments.

Table 3: Highway and Bridge Construction Funding Summary

Dollars in Millions

State Fiscal Year	2016	2017	2018	2019	2020	Total
Available for Awards	\$596.4	\$338.7	\$325.0	\$325.0	\$325.0	\$1,910.1
Available for Right of Way, Utilities, etc.	\$23.5	\$15.0	\$8.0	\$8.0	\$8.0	\$62.5
Available for Payments (see Section 4)	\$100.6	\$94.4	\$77.6	\$77.6	\$77.6	\$427.8
Available for Engineering	\$135.3	\$135.8	\$136.3	\$139.0	\$139.6	\$686.0
Total Available	\$855.8	\$583.9	\$546.9	\$549.6	\$550.2	\$3,086.4

Table 4, Section 5-16 summarizes the programmed levels for state fiscal years 2016-2020. State Fiscal Years 2018, 2019 and 2020 are purposefully under programmed in order to accommodate unforeseen changes.

This STIP does not include adjustments for anticipated award savings, as past STIPs have. While projects awarded since 2007 reflected significant savings when compared to the programmed amounts, that pattern did not continue in State Fiscal Year 2014, when project awards slightly exceeded programmed values. Projects awarded in State Fiscal Year 2015 show a small award savings compared to programmed values.

Table 4, Section 5-16 includes a small adjustment for additional funding from partnering agencies above what is assumed in State Fiscal Year 2016.

Table 4, Section 5-16 also includes a small adjustment for projects delayed from State Fiscal Year 2015 to 2016.

Table 4: Highway and Bridge Construction Program Summary

Dollars in Millions

State Fiscal Year	2016	2017	2018	2019	2020	Total
Total Programmed	\$763.9	\$439.8	\$339.7	\$188.1	\$174.3	\$1905.8
Less Programmed for Engineering	\$60.3	\$26.9	\$15.0	\$3.0	\$5.3	\$110.5
Less Programmed for Right of Way, Utilities, etc.	\$22.4	\$3.1	\$2.4	\$6.6	\$0.4	\$34.9
Less Programmed for Payments	\$95.5	\$103.3	\$88.9	\$72.5	\$64.9	\$425.1
Programmed for Awards	\$585.7	\$306.5	\$233.4	\$106.0	\$103.7	\$1,335.3
Less Reasonably Available Due to Award Savings	\$0.0	\$0.0	\$0.0	\$0.0	\$0.0	\$0.0
Less Additional Funding From Others	\$0.5	\$0.0	\$0.0	\$0.0	\$0.0	\$0.5
Less Net Amount Delayed from 2015	\$5.7	\$0.0	\$0.0	\$0.0	\$0.0	\$5.7
Awards Anticipated with Funding Projected	\$579.5	\$306.5	\$233.4	\$106.0	\$103.7	\$1,329.1

Funding Distribution

The Missouri Highways and Transportation Commission approved a funding distribution method in January of 2003 that was modified in June of 2004 and again in February of 2006. A modification in February of 2011 increased the annual amount set aside for the Cost Share and Economic Development program from \$30 million to \$35 million plus a variable amount based on debt refunding savings. A modification in March 2012 increased the annual amount set aside for the Cost Share and Economic Development program to \$45 million. This funding distribution and its subsequent modifications were developed with extensive public involvement and are consistent with MoDOT's Mission, Values and Tangible Results. The following steps outline the distribution of funds for the Highway and Bridge Construction Program.

Of the total funds available for awards, right of way, utilities, payments, and engineering, including federally earmarked funds:

Step 1: Deduct federally sub-allocated funds designated for specific purposes (Varies).

Step 2: Deduct funding for other transportation modes (aviation, railways, transit and waterways) appropriated by the state legislature for the designated purposes (Varies). This funding cannot be used for roads and bridges.

Step 3: Deduct the financing cost for projects accelerated through bond financing (Varies).

Step 4: Deduct funding for specific funding sources (Varies). This includes categories such as Statewide Transportation Enhancement/Alternatives funds, special safety funds, Amendment 3 Funds for use on Element 3 of MoDOT's Smoother, Safer, Sooner Program and federal discretionary (above-formula) earmarks for distribution to the related earmarked projects.

Step 5: Deduct funding for the Economic Development and Cost Share Program (Varies). The Economic Development and Cost Share Program has been suspended for SFY 2016.

Step 6: Deduct funding contributed by Partnering Agencies (Varies). These are funds dedicated to specific projects such as a city's portion of a cost share project.

Step 7: Deduct funding for project savings (Varies). Savings or over-runs are credited or debited to specific districts or programs.

Of the remaining funds available for road and bridge improvements:

Step 1: Allocate up to \$460 million per year to Taking Care of the System. Allocate these funds as follows:

- \$125 million for Interstates/Major Bridges
- \$ 25 million for Safety Projects
 - Distribution based on a three-year average accident rate.
- \$310 million for remaining Taking Care of System
 - Distribution based on a formula that averages:
 - Percent of total Vehicles Miles Traveled (VMT) on the National Highway System and remaining arterials.
 - Percent of square feet of state bridge deck on the total state system.
 - Percent of total lane miles of National Highway System and remaining arterials.

Step 2: Allocate up to \$131 million per year to Flexible Funds that can be used for either Taking Care of the System or Major Projects and Emerging Needs. This amount may be reduced if funding is not available. This category is fully funded in 2016 and has some funding to allocate in 2017 through 2020.

- Distribution based on the average of:
 - Percent of total population.
 - Percent of total employment.
 - Percent of total VMT on the National Highway System and remaining arterials.

Step 3: Allocate remaining funds, if any, to Major Projects and Emerging Needs. This category has funding in 2016, but there are no remaining funds to allocate in 2017 through 2020. These funds are distributed to the three Transportation Management Areas and the rural area based on a formula that averages:

- Percent of total population.
- Percent of total employment.
- Percent of total VMT on the National Highway System and remaining arterials.

Half of the rural area funding is distributed to the districts based on the above factors. The other half of the rural funding will be used for statewide rural projects.

Federal Funding

The current transportation bill, “Moving Ahead for Progress in the 21st Century” (MAP-21), was signed into law by President Obama on July 6, 2012. MAP-21 creates a streamlined, performance-based, and multimodal program to address the many challenges facing the U.S. transportation system. These challenges include improving safety, maintaining infrastructure condition, reducing traffic congestion, improving efficiency of the system and freight movement, protecting the environment, and reducing delays in project delivery.

MAP-21 funded surface transportation programs for fiscal years 2013 and 2014. The funding is slightly less than provided in the previous transportation bill, “Safe, Accountable, Flexible, Efficient Transportation Equity Act: A Legacy for Users” (SAFETEA-LU). The funding levels required transfers of \$2.4 billion from the Leaking Underground Storage Tank Trust Fund and \$18.8 billion from the General Fund to the Highway Trust Fund.

MAP-21 restructures core highway formula programs. Activities carried out under some existing formula programs – the National Highway System Program, the Interstate Maintenance Program, the Highway Bridge Program, and the Appalachian Development Highway System Program – are incorporated into the following new core formula program structure:

- National Highway Performance Program (NHPP)
- Surface Transportation Program (STP)

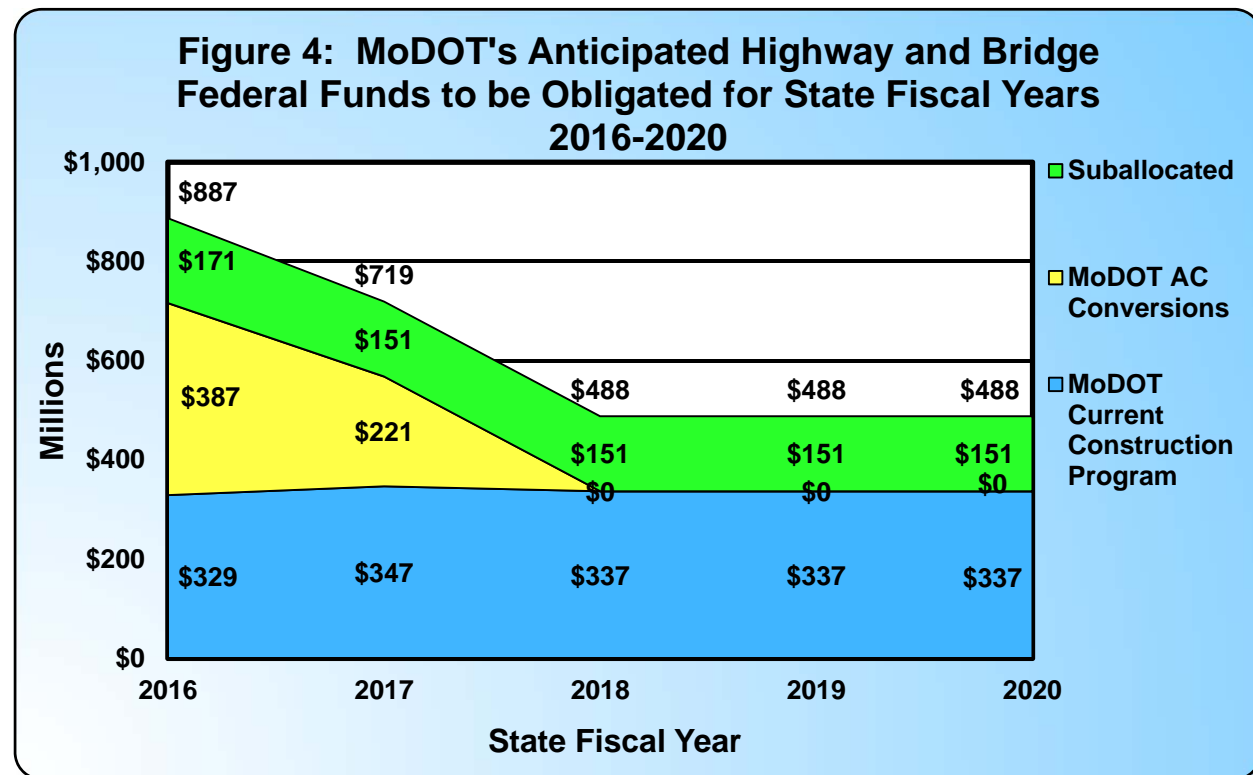
- Congestion Mitigation and Air Quality Improvement Program (CMAQ)
- Highway Safety Improvement Program (HSIP)
- Railway-Highway Crossings (set-aside from HSIP)
- Metropolitan Planning

It created two new formula programs:

- Construction of Ferry Boats and Ferry Terminal Facilities – replaces a similarly purposed discretionary program.
- Transportation Alternatives (TA) – a new program, with funding derived from the NHPP, STP, HSIP, CMAQ and Metropolitan Planning programs, encompassing most activities funded under the Transportation Enhancements, Recreational Trails, and Safe Routes to School programs under SAFETEA-LU.

MAP-21 was extended until July 31, 2015. Congressional action is required to continue federal funding beyond MAP-21.

Our forecasted federal revenue is based on our anticipated annual obligation limitation, which is the amount of authorized funding Congress allows states to obligate in any given year. Federal funding for the 2016-2020 STIP will be obligated for the following (1) suballocated funding that flows through MoDOT to local governments, (2) converting advance construction projects and (3) current construction program. First, suballocated federal funds will pass through MoDOT to local governments. Second, MoDOT will convert advance construction projects to regular federal funds (see Sections 5-20 through 5-21 for further information on advance construction).



Lastly, any remaining federal funding will be available for the current construction program. See Figure 4, Section 5-19 for federal obligation authority assumptions used for the 2016-2020 STIP. Starting in 2017, Missouri will not be able to match all available federal funds due to insufficient state revenue.

Advance Construction (AC)

MoDOT uses a federal funding tool called advance construction to maximize the receipt of federal funds and provide greater flexibility/efficiency in matching federal aid categories to individual projects. Advance Construction (AC) is an innovative finance funding technique, which allows states to initiate a project using non-federal funds, while preserving eligibility for future federal aid. Eligibility means the Federal Highway Administration (FHWA) has determined the project qualifies for federal aid; however, no present or future federal aid is committed to the project. States may convert the project to regular federal aid provided federal aid is available for the project. AC does not provide additional federal funding, but simply changes the timing of receipts by allowing states to construct projects with state or local money and seek federal aid reimbursement in the future.

MoDOT began using AC in 1992 and will continue to use it in future years. MoDOT generally utilizes AC for National Highway Performance Program (NHPP) and Surface Transportation System (STP) projects or when sufficient obligation limitation is not available.

MoDOT anticipates sufficient revenue exists to cover new AC projects, as shown in Table 1, Section 5-13. Funding sources include existing cash balances, state motor fuel, motor vehicle sales tax and motor vehicle licensing and fees revenue, federal reimbursement (includes conversion of AC), interest and miscellaneous revenue as shown in Figure 2, Section 5-10.

Table 5, Section 5-21, provides MoDOT's AC forecast, which shows the projected balance at the end of each fiscal year. State funds pay for new AC project expenditures until federal aid is available. Once federal aid is available, the projects are converted to federal funds and previous state expenditures are reimbursed. The oldest projects are converted first, if possible, to maximize federal aid reimbursement. Which projects are converted also depends on what federal funds are made available. As displayed in Table 5, MoDOT anticipates the AC balance will be zero by state fiscal year 2017. The AC balance is driven by the relationship between available federal funds and the construction program. For example, if available federal funds are more than the size of the construction program, the AC balance will decrease. The amounts in Table 5 are based on MoDOT's AC forecast. Also included in Table 5 are AC conversions of projects from prior STIPs. The amounts are subject to change based on future federal apportionment amounts and categories.

Table 5: MoDOT's Advance Construction Forecast Estimates

Dollars in Millions

State Fiscal Year	2016	2017	2018	2019	2020
Beginning AC Balance*	\$387	\$221	\$0	\$0	\$0
Plus: New AC Projects (incl. Unprogrammed)**	\$221	\$0	\$0	\$0	\$0
AC Subtotal	\$608	\$221	\$0	\$0	\$0
Less: AC Conversions (prior STIP projects)	\$387	\$0	\$0	\$0	\$0
Less: AC Conversions (incl. Unprogrammed)**	\$0	\$221	\$0	\$0	\$0
Estimated Ending AC Balance	\$221	\$0	\$0	\$0	\$0

*Estimated Beginning AC Balance

**Additional projects will be programmed in outer years of the STIP

Appendix A lists partial AC projects. These projects are shown as AC in Section 4, but part of the projects will be federal, not AC.

**Appendix A: 2016 - 2020 STIP Construction Projects
That are Partial Advance Construction Projects**

District	County	Route	JOB NUMBER	Description	SFY	Letting Date	Federal Amount (x \$1,000)
NW	Buchanan	YY	1S3027	Pavement and sidewalk improvements at the intersection with Rte. 169 (Belt Highway) in St. Joseph. \$480,000 Statewide Transportation Enhancement funds.	2016	3/16	480
KC	Clay	291	4P3081C	Pavement improvements from south of Old Rte. 33 to Orchard Drive in Liberty. \$21,000 Statewide Transportation Enhancement funds.	2016	11/15	21
KC	Jackson	W	4P3081D	Pavement and sidewalk improvements from I-435 to the Kansas State line. \$1,349,000 Statewide Transportation Enhancement funds.	2016	1/16	1,349
KC	Jackson	24	4S3052	Pavement and sidewalk improvements from Ewing Avenue to the Rte. 291 outer road in Independence. \$430,000 Statewide Transportation Enhancement funds.	2016	11/15	430
CD	Morgan	52	5S3008D	ADA improvements in Morgan, Moniteau and Miller Counties. \$229,000 Statewide Transportation Enhancement funds.	2016	1/16	229
SW	Benton	65	7P3040	Pavement and safety improvements on various sections of the southbound lanes from Rte. 52 west junction to Rte. 52 east junction. \$127,000 Open Container funds.	2016	11/15	127
SW	St. Clair	52	7P3081	ADA improvements at various locations in Appleton City. \$120,000 Statewide Transportation Enhancement funds.	2016	2/16	120
SW	Greene	744	8S3019	Intersection improvements at Rte. 744 (Kearney Street) and Packer Road. \$582,977 Cost Share, \$728,721 Springfield STP-Urban, \$182,180 Springfield.	2016	2/16	728
						Total	3,484

Section 6 – Federal Programs

Introduction

Transportation funding remains difficult to accurately predict for fiscal years 2016-2020. While state revenue is expected to remain stagnant, federal funding remains uncertain due to the expiration of the federal authorization act, Moving Ahead for Progress in the 21st Century (MAP-21) on July 31, 2015.

Special Programs

The following special programs were established, replaced, or continued in MAP-21

Open Container Penalty Transfer

Section 154 (Open Container) penalty transfer funds are used to address system-wide safety initiatives. Funding from this program has allowed Missouri to reduce cross-median fatalities on many of the interstates with the installation of median guard cable and other safety improvements. This funding source will continue to be used on large-scale safety initiatives that are focused on reducing problem crash types that are identified in Missouri's Blueprint to Arrive Alive.

On the Job Training Program

MAP-21 provides funding for On The Job Training activities. Missouri receives approximately \$200,000 annually for this program.

Non-State System Bridge Inspection Program

Federal law mandates that bridges must be inspected on a periodic basis. Missouri uses approximately \$500,000 of Surface Transportation Program funds annually for non-state system bridge inspections.

State System Bridge Inspection Program

Federal law mandates that bridges must be inspected on a periodic basis. Missouri uses approximately \$2 million in performance of these inspections on the state system.

Preventive Maintenance Program

Missouri continues to work with FHWA to expand federal funding of our preventive maintenance efforts for qualifying work. These efforts will include both contract and in-house efforts which are deemed preventive maintenance or have other specific approval by FHWA. Missouri typically spends between \$100 to \$150 million per year on preventive maintenance activities. Activities include

striping, sign maintenance, signal maintenance, ITS maintenance, highway lighting, pavement repair where full width patching or overlays are placed, pavement surface treatments or surface seals, bridge maintenance, and drainage maintenance.

Eligible Operating Costs Program

Missouri is working with FHWA to expand federal reimbursement to eligible operating expenses of the state's transportation system. Certain components of the system require ongoing operating costs to provide continuous operation. Missouri typically spends between \$5 and \$10 million per year on operating costs related to traffic signals, highway lighting, and Intelligent Transportation Systems (ITS). Operating costs include utilities, labor, administrative costs, and system maintenance costs.

Prioritization of Projects to Improve Freight Movement Program

Efficient movement of freight is critical to the economy, jobs and quality of life in Missouri. Freight movement is completely dependent on the reliability, condition, and safety of the transportation system. Although no additional federal funds are provided, MAP-21 allows an increase in the federal share for any project that improves the efficient movement of freight. These projects implement the strategies identified in the Missouri Freight Plan. Activities include replacement of load-posted bridges, technology to improve the flow of freight, truck parking facilities, and geometric improvements to interchanges and ramps. The projects are included in the STIP and also identified in the Missouri Freight Plan Appendix G (see <http://www.mofreightplan.org/>).

Disadvantaged Business Enterprise Program

MAP-21 provides funding for Disadvantaged Business Enterprise programs. Missouri receives approximately \$200,000 annually for this program.

Transportation Investment Generating Economic Recover (TIGER) Program

MAP-21 provides funding through a competitive application process to support projects, including multimodal and multijurisdictional projects which are difficult to fund through traditional federal programs. Successful TIGER projects leverage resources, encourage partnership, catalyze investment and growth, fill a critical void in the transportation system or provide substantial benefit to the nation, region or metropolitan area in which the project is located. In 2014, Missouri received \$20.3 million of these funds.

High-Priority and Transportation Improvement Projects

SAFETEA-LU included 5,091 high-priority projects and 466 transportation improvement projects nationwide specified by the U.S. Congress. Funding for these projects totaled \$14.8 billion and \$2.6 billion respectively over the five years of the federal transportation act with a specified percentage of the project funds made available each year. Funds for SAFETEA-LU projects are subject to the

federally imposed guidelines for budgetary limitations, called obligation limitation. However, the obligation limitation associated with the projects does not expire. The following tables list the remaining balances for Missouri's High-Priority and Transportation Improvement projects included in SAFETEA-LU and TEA-21 projects.

Demonstration Projects
Missouri Department of Transportation
Financial Services
As of February 24, 2015

DEMO ID	PROJECT DESCRIPTION	FUND CODE	TOTAL AUTHORIZED	TOTAL ALLOCATION TO DATE	OBLIGATED TO DATE	UNOBLIGATED BALANCE
	<u>SAFETEA-LU: Sec. 1702 - High Priority Projects Program</u>					
MO087	Construct 2 lanes on Chouteau Trafficway from MO 210 to I-35	HY1ILY1	1,600,000.00	1,602,360.00	0.00	1,602,360.00
MO088	M-291 Highway Outer Road Improvement Project	HY1ILY1	1,600,000.00	1,602,360.00	-1,397,835.00	204,525.00
MO089	Y Highway US 71 to Mo 58, Cass County	HY1ILY1	1,600,000.00	1,602,360.00	-1,415,133.74	187,226.26
MO091	Widening, curb and gutter improvements on Hwy 92 as part of Hwy 33 project in Kearney	HY1ILY1	4,800,000.00	4,803,540.00	-4,793,875.00	9,665.00
MO095	Complete impact study for North Oak Highway Corridor redevelopment	HY1ILY1	400,000.00	400,590.00	-322,610.39	77,979.61
MO096	Highway 350 Access Management Study from I-435 to I-470	HY1ILY1	800,000.00	801,180.00	-717,117.41	84,062.59
MO097	Removal and replacement of Grand Avenue Bridge in the City of St. Louis	HY1ILY1	2,800,000.00	2,804,130.00	-2,519,721.00	284,409.00
MO102	Hanley Road from I-64 to south of State Rte100, St. Louis Co	HY1ILY1	8,000,000.00	8,011,800.00	-2,119,996.00	5,891,804.00
MO103	Reconstruction of the Tucker Street Bridge in the City of St. Louis	HY1ILY1	5,600,000.00	5,608,260.00	-4,801,530.00	806,730.00
MO104	Study of Highway 160 & Kansas Expressway Corridor	HY1ILY1	1,600,000.00	1,602,360.00	0.00	1,602,360.00
MO105	Study Highway 37-60 Entire Corridor	HY1ILY1	2,000,000.00	2,002,950.00	-217.56	2,002,732.44
MO106	Renovations/Enhancements on the Bicycle Pedestrian Facility on the Old Chain of Rocks Bridge	HY1ILY1	640,000.00	640,944.00	-513,391.00	127,553.00
MO109	Relocation and reconstruction of Rte MM from Rte 21 to Rte 30	HY1ILY1	13,744,000.00	13,764,273.00	-12,267,127.00	1,497,146.00
MO110	Scudder Road and I-170 interchange improvements, St. Louis Co	HY1ILY1	1,600,000.00	1,602,360.00	-258,730.00	1,343,630.00
MO111	Construct interstate flyover at Hughes Rd and Liberty Drive to 76th Street, Liberty Parkway Project	HY1ILY1	15,200,000.00	15,222,421.00	-11,024,076.91	4,198,344.09
MO112	Relocate the entrance to the Shaw Nature Reserve	HY1ILY1	400,000.00	400,590.00	-359,960.00	40,630.00
MO116	Confluence Greenway Land Acquisition for Riverfront Trail development in St. Louis	HY1ILY1	560,000.00	560,826.00	-503,944.00	56,882.00
MO118	Upgrade of Rte 71 from Pineville to Arkansas State Line	HY1ILY1	12,000,000.00	12,017,701.00	0.00	12,017,701.00
MO119	Interchange design and construction for the Main Street Extension at I-55, Cape Girardeau Co	HY1ILY1	800,000.00	801,180.00	0.00	801,180.00
MO122	Construct an extension of MO 740 from US 63 to the I-70 Lake of the Woods interchange	HY1ILY1	2,000,000.00	2,002,950.00	0.00	2,002,950.00
MO125	Construct Highway 465 to Highway 376 south from Hwy 76 to Hwy 376	HY1ILY1	4,800,000.00	4,807,080.00	0.00	4,807,080.00
MO126	Improve access to I-55 between Bayless Avenue and Loughborough Avenue, including bridge 230.06	HY1ILY1	8,000,000.00	8,011,800.00	-500,000.00	7,511,800.00
MO127	Kansas City SmartPort ITS for highways	HY1ILY1	4,000,000.00	4,005,900.00	-4,001,880.14	4,019.86
MO128	I-35 access modification planning, city of Kearney	HY1ILY1	1,200,000.00	1,201,770.00	-421,552.00	780,218.00
MO129	Construct additional exit ramp access lane from I-44 to Kingshighway and enhance Shaw Ave corridor	HY1ILY1	3,856,000.00	3,861,688.00	-3,444,734.00	416,954.00
MO130	South County Riverfront access and Trails Project, Lemay	HY1ILY1	3,200,000.00	3,204,720.00	-2,879,681.00	325,039.00
MO133	Redesign and reconstruct I-170 interchange at Ladue Rd	HY1ILY1	320,000.00	320,472.00	-267,553.59	52,918.41
MO134	Ste. Genevieve Co., Missouri Rte 61 bridge replacement over Established Creek	HY1ILY1	1,200,000.00	1,201,770.00	-990,760.00	211,010.00
MO135	Study railroad reconfiguration to eliminate highway crossings in and around Springfield, MO	HY1ILY1	800,000.00	801,180.00	0.00	801,180.00
MO136	Upgrade Rte 94 in St. Charles Co from East of Harvester Rd to West of Mid-Rivers Drive	HY1ILY1	9,600,000.00	9,614,161.00	-9,040,139.00	574,022.00
MO138	Construct four lanes for Hwy 60 from Willow Springs to Van Buren	HY2/LY2	25,000,000.00	25,036,878.00	-24,831,520.99	205,357.01
MO139	Construct four lanes for Hwy 65 North of I-44 from I-44 N to Rte EE	HY2/LY2	20,000,000.00	20,029,501.00	-20,029,500.99	0.01
MO144	I-470/Stoother Road Interchange in Lee's Summit	HY2/LY2	5,000,000.00	5,007,375.00	-4,977,385.72	29,989.28

Demonstration Projects
Missouri Department of Transportation
Financial Services
As of February 24, 2015

DEMO ID	PROJECT DESCRIPTION	FUND CODE	TOTAL AUTHORIZED	TOTAL ALLOCATION TO DATE	OBLIGATED TO DATE	UNOBLIGATED BALANCE
MO145	Improve US 36 to divided four lane expressway from Macon to Rte 24	HY2/LY2	30,000,000.00	30,044,252.00	-24,358,961.06	5,685,290.94
MO146	Improve Highway 291 from Harrisonville to Lee's Summit in Cass Co	HY2/LY2	4,000,000.00	4,005,900.00	-3,656,900.00	349,000.00
MO147	Route 364, Phase II Page Avenue Extension, St. Charles Co	HY2/LY2	5,000,000.00	5,007,375.00	-4,936,517.00	70,858.00
MO150	Upgrade to 4 lanes Mo 66 from Duquesne Rd to Rte 249 in Jasper Co	HY2/LY2	2,000,000.00	2,002,950.00	-80,662.00	1,922,288.00
MO151	Interchange design and construction for the Main Street Extension at I-55, Cape Girardeau Co	HY2/LY2	5,000,000.00	5,007,375.00	-3,505,849.40	1,501,525.60
MO152	Relocation and reconstruction of Rte MM from Rte 21 to Rte 30	HY2/LY2	2,000,000.00	2,002,950.00	0.00	2,002,950.00
MO154	Realignment and bridge replacement over First Creek from east of 2nd St to Rte 169 on MO 92	HY2/LY2	2,000,000.00	2,002,950.00	0.00	2,002,950.00
MO156	Construct interstate flyover at Hughes Rd and Liberty Drive to 76th Street, Liberty Parkway Project	HY2/LY2	4,000,000.00	4,005,900.00	0.00	4,005,900.00
MO157	I-55 redesign, Cape Girardeau Co	HY2/LY2	2,000,000.00	2,002,950.00	0.00	2,002,950.00
Total Section 1702			220,720,000.00	221,042,032.00	-150,938,861.90	70,103,170.10
 <u>SAFETEA-LU: Sec. 1807 - Nonmotorized Transportation Pilot Program</u>						
	Columbia	LN2	28,185,385.68	28,185,385.68	-25,038,500.87	3,146,884.81
Total Section 1807			28,185,385.68	28,185,385.68	-25,038,500.87	3,146,884.81
 <u>SAFETEA-LU: Sec. 1934 - Transportation Improvements</u>						
MO158	Mississippi River Bridge, St. Louis	LY3	25,000,000.00	25,058,535.00	-24,987,403.26	71,131.74
MO160	Page Avenue Extension, Phase II, St. Charles Co	LY3	20,000,000.00	20,046,828.00	-15,565,700.00	4,481,128.00
MO162	Lewis and Clark Expressway, 39th St to Hwy 24, Jackson Co	LY3	30,000,000.00	30,070,242.00	-26,987,226.79	3,083,015.21
MO165	I-55 interchange at Main Street, Cape Girardeau	LY3	5,000,000.00	5,011,707.00	-4,461,899.07	549,807.93
MO167	Widen Rte 66 Duquesne Rd to Rte 249, Jasper Co	LY3	10,000,000.00	10,023,414.00	-9,997,517.00	25,897.00
MO168	Grand Ave Bridge Replacement, St. Louis City	LY3	15,000,000.00	15,035,121.00	-13,390,794.00	1,644,327.00
MO169	Hwy 36 Macon to Rte 24 Marion, Ralls, Monroe, Shelby and Macon Counties	LY3	7,000,000.00	7,016,390.00	-6,993,049.11	23,340.89
MO170	Ramsey Creek Bridge, Scott Co	LY3	5,000,000.00	5,011,707.00	-5,011,706.84	0.16
MO172	Upgrades to Scott Rd (MO Rte TT) between Rollins Rd and Brookview Terrace in Boone Co	LY3	3,500,000.00	3,508,195.00	-3,500,000.00	8,195.00
MO173	Construction of riverfront trails in City of Warsaw	LY3	500,000.00	501,170.00	-426,336.56	74,833.44
Total Section 1934			121,000,000.00	121,283,309.00	-111,321,632.63	9,961,676.37

**Demonstration Projects
Missouri Department of Transportation
Financial Services
As of February 24, 2015**

DEMO ID	PROJECT DESCRIPTION	FUND CODE	TOTAL AUTHORIZED	TOTAL ALLOCATION TO DATE	OBLIGATED TO DATE	UNOBLIGATED BALANCE
	<u>TEA-21</u>					
MO019	Construct Chouteau Bridge in Kansas City - #1641	Q92 / Q93	6,000,000.00	6,150,596.00	-2,817,710.18	3,332,885.82
MO021	Const. Highway 36 Hannibal Bridge and Approaches in Marion Co. - #154	Q92 / Q93	2,400,000.00	2,460,238.00	-2,429,746.79	30,491.21
MO025	Construct the Missouri Center for Advanced Highway Safety (MOCAHS), Missouri - #576	Q92 / Q93	692,750.00	710,137.00	-710,136.00	1.00
MO029	Upgrade Route 6 between I-29 and Route AC at St. Joseph - #797	Q92 / Q93	5,000,000.00	5,125,498.00	-4,918,206.82	207,291.18
MO036	Const. Ext. of Bike Path between Soulard Market Area & Riverfront - #1294	Q92 / Q93	600,000.00	615,059.00	-395,448.42	219,610.58
MO037	Const. of Airport Ground Trans. Terminal for Springfield/Branson - #1376	Q92 / Q93	3,750,000.00	3,844,123.00	-3,829,772.06	14,350.94
MO040	Develop Bike/Ped. Paths for Town of Kansas & Riverfront Park in K.C. - #1635	Q92 / Q93	341,000.00	349,559.00	-246,136.63	103,422.37
MO041	Construct Cuivre River Bridge in Lincoln County - #1636	Q92 / Q93	3,000,000.00	3,075,299.00	-3,026,000.77	49,298.23
MO042	Construct Route 13 Missouri River Bridge at Lexington - #1637	Q92 / Q93	3,000,000.00	3,075,299.00	-2,873,795.09	201,503.91
MO048	Resurface and Maintain Roads Located in State Parks - #1850	Q92 / Q93	5,000,000.00	5,125,498.00	-5,036,917.71	88,580.29
	TOTAL - TEA-21		29,783,750.00	30,531,306.00	-26,283,870.47	4,247,435.53

Sub-Allocated Programs

Sub-allocated programs utilize transportation funds provided under the Moving Ahead for Progress in the 21st Century (MAP-21). These programs include the Off-System Bridge, Congestion Mitigation and Air Quality, Surface Transportation Programs and Transportation Alternatives. The Missouri Department of Transportation administers these programs through its planning and programming functions in the Jefferson City Central Office and seven district offices around the state. Projects under these programs are typically funded on an 80 percent federal / 20 percent local match basis.

A Reasonable Progress Policy was implemented on January 1, 2005 for all of the sub-allocated programs, and updated on October 5, 2010. This policy ensures that Missouri receives the maximum benefit for its federal transportation funds. The policy has two objectives: (1) ensure that federal funds will be programmed for a project within three months of the funds being allocated by MoDOT, and (2) ensure that once a project is programmed it will be constructed. Transportation Management Areas with a reasonable progress policy in place are exempt from MoDOT's Reasonable Progress Policy.

Information on these programs and MoDOT's Reasonable Progress Policy can be found in the Local Public Agency Manual on MoDOT's web site at www.modot.mo.gov/business/manuals/localpublicagency.htm.

Off-System Bridge Replacement and Rehabilitation Program

This program funds the replacement or rehabilitation of deficient bridges located on roads functionally classified as local or rural minor collectors. MAP-21 mandates that at least \$21.2 million of the state's Surface Transportation Program (STP) apportionment be used on off-system bridges. The Missouri Highways and Transportation Commission allocates STP funds to the counties and St. Louis City for this program.

The estimated annual allocation for the Off-System Bridge Replacement and Rehabilitation Program in Missouri is \$21.2 million. These funds are distributed to the counties based on the ratio of the replacement cost of the square footage of deficient bridge deck per county compared to the replacement cost of the square footage of deficient bridge deck in all counties of the state.

Northwest District	\$5,061,000	Northeast District	\$2,836,000
Kansas City District	\$2,700,000	Central District	\$2,293,000
St. Louis District	\$1,069,000	Southwest District	\$3,704,000
Southeast District	\$3,055,000	Statewide Inspections	\$500,000

On-System Bridge Replacement and Rehabilitation Program

Large Urban Program

This program funds the replacement or rehabilitation of deficient bridges located on roads functionally classified as urban collectors, rural major collectors and arterials. The Missouri Highways and Transportation Commission allocated \$6.3 million of Surface Transportation Program (STP) funds annually to the Transportation Management Areas (TMAs) of Kansas City, St. Louis and Springfield. The TMAs determined the projects for their areas. The funds for the TMAs were distributed based on the ratio of the replacement cost of the square footage of deficient bridge deck in the TMA to the replacement cost of the square footage of deficient bridge deck in all TMAs of the state.

Small Urban Program

This program funds the replacement or rehabilitation of deficient bridges located on roads functionally classified as urban collectors, rural major collectors and arterials. The Missouri Highways and Transportation Commission allocated \$500,000 of Surface Transportation Program (STP) funds annually for urban clusters (small cities) with a population between 5,000 and 200,000. A statewide competitive process is used to select projects located in small cities.

Surface Transportation Program

Large Urban Program

This program funds projects such as pavement preservation, bridges, highway expansion, congestion mitigation, safety, environmental mitigation, transit, and pedestrian facilities. MAP-21 mandates that a portion of the Federal Surface Transportation Program funds be spent in the Transportation Management Areas. Transportation Management Areas are urbanized areas with populations greater than 200,000 (large cities). Missouri has four Transportation Management Areas – Kansas City, St. Louis, Springfield and Fayetteville-Springdale-Rogers, AR-MO, a small part of which extends into McDonald County in southwest Missouri. Their allocations are distributed based on their population relative to the state.

The Surface Transportation Program has the most flexible funding allocation among the sub-allocated programs. Projects on roads functionally classified as local or rural minor collectors are not eligible for these funds. However, all bridge projects are eligible, regardless of their functional classification.

The Transportation Management Area identifies regional transportation needs. The Transportation Management Area works in coordination with the state and local agencies to address the regional needs, to define the scope of projects, and to identify appropriate project sponsors. Any agency, state or local, that wants to sponsor a project submits an application to the Transportation Management

Area. Projects that MoDOT sponsors compete with all other applications for Large Urban Funding using the Transportation Management Area-defined prioritization process.

The annual allocation for the Large Urban Program in Missouri is approximately \$60 million. This figure includes the urban clusters (populations between 5,000 to 50,000) and small urbanized areas (population between 50,000 to 200,000) within the Kansas City, St. Louis and Southwest district boundaries.

Small Urban Program

The Missouri Highways and Transportation Commission allocated \$3.5 million of Surface Transportation Program funds annually for use in cities with an urban cluster population between 5,000 and 50,000 or an urbanized area population between 50,000 and 200,000. Project examples include pavement preservation, bridges, highway expansion, congestion mitigation, safety, environmental mitigation, and transit and pedestrian facilities.

Transportation Alternatives Program

Project examples include facilities for bicycle and pedestrian activities, construction of overlooks for scenic views, control and removal of outdoor advertising, and wildlife crossings. Projects are selected through a competitive process. The annual allocation for the Transportation Alternatives Program in Missouri is approximately \$18 million.

Congestion Mitigation and Air Quality

Project examples include alternative fuel vehicle research, signal coordination, transit services, intelligent transportation systems, bike/pedestrian facilities, rideshare programs, programs to educate the public about air quality ozone issues, construction of high occupancy vehicle lanes and congestion management systems. MAP-21 mandates that federal funds for this program be spent on projects that improve air quality in affected areas. Affected areas are defined as areas that are required by the Clean Air Act to address air quality issues. MoDOT distributes funding to eligible areas for project selection. The EPA determines the geographical boundaries for this program.

The Federal Highway Administration and the EPA establish the Congestion Mitigation and Air Quality Improvement Program funding levels and eligible work types. The purpose of these funds is to reduce transportation-related emissions and improve air quality. A Congestion Mitigation and Air Quality guidance booklet is available at:

www.fhwa.dot.gov/environment/air_quality/cmaq .

Missouri receives approximately \$23 million annually. The Missouri Highways and Transportation Commission approved a funding distribution such that the estimated minimum guarantee of CMAQ funds to Missouri is distributed to St. Louis and Kansas City. The remaining CMAQ funds (the total Missouri CMAQ funds less the estimated minimum guarantee) will be distributed to the areas not meeting federal air quality requirements. St. Louis - \$20 million, Kansas City - \$3 million.

Recreational Trails Program – Department of Natural Resources

The U.S. Congress first authorized the Recreational Trails Program in the Intermodal Surface Transportation Efficiency Act of 1991 (ISTEA). It was reauthorized in 1998 under the Transportation Equity Act for the 21st Century (TEA-21). The Recreational Trails Program was authorized again in the 2005 Safe, Accountable, Flexible, Efficient Transportation Equity Act: A Legacy for Users (SAFETEA-LU), and the update to the Recreational Trails Program Funding Information (Revised 10/18/2012): On July 6, 2012, the President signed the “Moving Ahead for Progress in the 21st Century Act” (MAP-21, reauthorizing the federal highway program and providing funds for the RTP through September 30, 2014. The Recreational Trails Program is a federal-aid assistance program that helps states provide and maintain recreational trails for both motorized and non-motorized recreational trail uses such as pedestrian (hiking, running, walking, wheelchair use) bicycling, equestrian, off-road motorcycling, all-terrain vehicle riding and four-wheel vehicle driving. Annual funding for this program is approximately \$1,600,000. Fiscal Year 2015 funding was announced for the first 6 months apportionment at \$1,107,414.

The Department of Natural Resources holds a competitive grant round each year and distributes the funding in response to recreational trail needs within the state. The Recreational Trails Program competitive grants are scored and ranked by an eight member Missouri Trail Advisory Board which represents diverse trail interest groups. The Recreational Trails Program encourages trail enthusiasts to work together to provide a wide variety of recreational trail opportunities.

The fiscal year 2014 Missouri grantees, approved in the summer of 2014, are shown in the tables on the following pages. Federal fiscal year 2015 will not be selected until the fall of 2015. If approved, they will be added to the Statewide Transportation Improvement Program through the amendment process.

For a grant application or to address questions regarding the Recreational Trails Program, call Missouri Department of Natural Resources’ Division of State Parks’ Grants Management Section at (573) 751-3442.

Recreational Trails Program - FY2014 Grant Recipients

Grant #	Project Sponsor and Scope of Work	Project Cost	Grant Award
2014-01	Missouri State Parks Develop, Renovate, and Maintain Trails and Trail Amenities in Missouri State Parks <i>State-wide</i>	\$493,122	\$386,740
2014-02	Triple B LLC Missouri Rip Rip Riders Ridge Run <i>Osage</i>	\$125,000	\$100,000
2014-03	Joplin Trails Coalition Ruby Jack Trail <i>Jasper</i>	\$64,138	\$44,340
2014-04	Ozark Trail Association Berryman Trail Rehab and Adjacent Ozark Trail Improvements <i>Washington</i>	\$39,275	\$12,600
2014-05	City of Warsaw Joe Dice Suspension Bridge Final Phase <i>Benton</i>	\$339,700	\$100,000
2014-06	City of St. Martins Niekamp Park Trailhead-Phase I <i>Cole</i>	\$126,502	\$87,397
2014-07	City of Belle Rock Island Interpretive Trail Spur South Katy Trailhead Improvements, Phase I <i>Maries</i>	\$93,174	\$72,328
2014-08	City of Boonville South Katy Trailhead Improvements, Phase I <i>Cooper</i>	\$199,985	\$100,000

Recreational Trails Program - FY2014 Grant Recipients

Grant #	Project Sponsor and Scope of Work	Project Cost	Grant Award
2014-09	City of Marceline Country Club Lake Walking/Jogging Trail Renovation & Extension <i>Linn</i>	\$131,400	\$90,600
2014-10	City of Maryville Mozingo Recreational Trails Project; Phase 5 <i>Nodaway</i>	\$132,597	\$92,401
2014-11	City of Crane Crane Community Trail <i>Stone</i>	\$126,100	\$100,000
2014-12	City of Holts Summit Holts Summit Trail Connection Project Phase II <i>Callaway</i>	\$125,940	\$99,900
2014-13	City of Jackson Hubble Creek Recreational Trail-Phase I <i>Cape Girardeau</i>	\$137,458	\$96,221
2014-14	Lee's Summit Parks and Recreation Lowenstein Park Trail Renovation <i>Jackson</i>	\$284,280	\$100,000
2014-15	City of New Haven New Haven City Park <i>Franklin</i>	\$71,185	\$52,356
2014-16	City of Adrian Adrain Park Walking Trail Paving Project <i>Bates</i>	\$134,911	\$100,000

Recreational Trails Program - FY2014 Grant Recipients

Grant #	Project Sponsor and Scope of Work	Project Cost	Grant Award
2014-17	City of St. Clair Upgrades to Orchard and Evergreen Trails <i>Franklin</i>	\$51,280	\$38,880
2014-19	Missouri Park and Recreation Missouri Trails Website <i>Cole</i>	\$94,270	\$45,270
2014-20	Osage Lakes Greenway Osage Trails Education and Safety Signage <i>Benton</i>	\$47,000	\$32,900
2014-21	City of Sedalia Trails End - Sedalia <i>Pettis</i>	\$125,000	\$100,000

Federal Lands Access Program

The Federal Lands Access Program is a subcomponent of the Federal Lands Highway Program, as authorized in MAP-21. The Federal Lands Access Program provides funds for projects on Federal Lands to access transportation facilities that are located adjacent to, or that provide access to Federal lands. Eligible activities include:

- Transportation planning, research, engineering, preventive maintenance, rehabilitation, restoration, construction and reconstruction of Federal lands access transportation facilities located on or adjacent to, or that provide access to, Federal land, and –
 - adjacent vehicular parking areas;
 - acquisition of necessary scenic easements and scenic or historic sites;
 - provisions for pedestrians and bicycles;
 - environmental mitigation in or adjacent to Federal land to improve public safety and reduce vehicle-caused wildlife mortality while maintaining habitat connectivity;
 - construction and reconstruction of roadside rest areas, including sanitary and water facilities; and
 - other appropriate public road facilities.
- Operations and maintenance of transit facilities
- Any transportation project eligible for assistance under Title 23 of the United States Code that is within or adjacent to, or that provides access to, Federal land.

Federal lands access transportation facilities include public highway, road, bridge, trail, or transit systems that are located on, adjacent to, or provide access to Federal lands for which title or maintenance responsibility belongs to a state, county, town, township, tribal, municipal or local government.

The Eastern Federal Lands Highways Division of the Federal Highway Administration administers the program in Missouri. The estimated annual allocation for Missouri is \$1.4 million. The Fiscal Year 2013-2014 project list is available at:

www.efl.fhwa.dot.gov/files/programs/Access-Program/MO-Program-Table.pdf

The FY 2015-2018 Transportation Improvement Program (TIP) Mid-Year Update for transportation projects within Federal Lands is available at:

<http://www.efl.fhwa.dot.gov/programs/tip-fy.aspx>

Additional information about the Federal Lands Access Program may be found at:

flh.fhwa.dot.gov/programs/flap/ .

Ferry Boat Federal Program

MAP-21 provides capital funds for publicly-owned ferry boats that operate in lieu of constructing a bridge or tunnel. Funds are distributed by formula based on the number of passengers, vehicles and total route miles. Funds can be used by the designated operator for activities such as construction of terminal facilities, ferry boat upgrades and docks. These funds cannot be used for routine maintenance, operating costs, other transportation purposes, nor by any other entity. Missouri receives approximately \$41,000 annually for this program.

Section 7 – Multimodal Operations

Multimodal Operations

The Multimodal Operations Division performs statewide planning, grant administration, and technical assistance, in the areas of aviation, railroads, transit, freight development and waterways. In addition, MoDOT has regulatory responsibility over railroads.

This section begins with an estimated financial summary for the next five state fiscal years. Financial information for fiscal year 2016 is based on the best available information. Changes in any fiscal year may occur depending on the availability of state, federal or local funds; federal or state laws and regulations; local goals and objectives; or unforeseen changes in planning variables.

Program descriptions are included within the appropriate modal area of responsibility. Current Multimodal Operations anticipated projects are provided at http://modot.org/plansandprojects/construction_program/STIP2016-2020/index.htm . The programs identified in this section are based on the best information available at the time of printing.

Multimodal Operations

Estimated Financial Summary – FY 2016-2020

Table 7-1 Multimodal Estimated Financial Summary

		STATE FISCAL YEAR PROJECT BUDGETING				
		7/2015- 6/2016	7/2016- 6/2017	7/2017- 6/2018	7/2018- 6/2019	7/2019- 6/2020
STAR Fund	State Cost	500,000	500,000	500,000	500,000	500,000
	Total	500,000	500,000	500,000	500,000	500,000
Aviation Program	Federal Cost	23,615,000	24,751,000	23,738,000	22,896,000	22,965,000
	State Cost	7,566,287	6,221,500	6,952,000	6,756,300	6,760,750
	Total	31,181,287	30,972,500	30,690,000	29,652,300	29,725,750
Railroad Program State Supported Passenger Rail Service	State Cost	0	0	0	0	0
	Total	0	0	0	0	0
Railroad Program Station Improvements	State Cost	25,000	25,000	25,000	25,000	25,000
	Total	25,000	25,000	25,000	25,000	25,000
Railroad Program Rail Crossing Safety Program	Federal Cost	9,465,400	7,290,000	5,630,000	2,655,000	0
	State Cost	1,995,600	1,760,000	870,000	205,000	0
	Total	11,461,000	9,050,000	6,500,000	2,860,000	0
Transit Program – FTA Section 5303 and 5305	Federal Cost	1,700,000	1,700,000	1,700,000	1,700,000	1,700,000
	Total	1,700,000	1,700,000	1,700,000	1,700,000	1,700,000
Transit Program – FTA Section 5304	Federal Cost	325,000	325,000	325,000	325,000	325,000
	Total	325,000	325,000	325,000	325,000	325,000
Transit Program – FTA Section 5307	Federal Cost	61,141,000	48,524,000	48,524,000	48,524,000	48,524,000
	State Cost	420,709	420,655	420,655	420,655	420,655
	Total	61,561,709	48,944,655	48,944,655	48,944,655	48,944,655
Transit Program – FTA Section 5309	Federal Cost	1,800,000	1,400,000	0	0	0
	Total	1,800,000	1,400,000	0	0	0
Transit Program – FTA Section 5310	Federal Cost	8,000,000	3,400,000	3,400,000	3,400,000	3,400,000
	Total	8,000,000	3,400,000	3,400,000	3,400,000	3,400,000

Table 7-1 Multimodal Estimated Financial Summary

		STATE FISCAL YEAR PROJECT BUDGETING				
		7/2015- 6/2016	7/2016- 6/2017	7/2017- 6/2018	7/2018- 6/2019	7/2019- 6/2020
Transit Program – FTA Section 5311	Federal Cost	17,350,000	13,880,000	13,880,000	13,880,000	13,880,000
	State Cost	140,219	140,219	140,219	140,219	140,219
	Total	17,490,219	14,020,219	14,020,219	14,020,219	14,020,219
Transit Program – FTA Section 5311 (b)	Federal Cost	350,000	350,000	280,000	280,000	280,000
	Total	350,000	350,000	280,000	280,000	280,000
Transit Program – FTA Section 5316	Federal Cost	700,000	100,000	0	0	0
	Total	700,000	100,000	0	0	0
Transit Program – FTA Section 5317	Federal Cost	1,500,000	1,000,000	500,000	0	0
	Total	1,500,000	1,000,000	500,000	0	0
Transit Program – FTA Section 5329	Federal Cost	700,000	560,000	560,000	560,000	560,000
	State Cost	175,000	140,000	140,000	140,000	140,000
	Total	875,000	700,000	700,000	700,000	700,000
Transit Program – FTA Section 5337	Federal Cost	14,953,441	14,953,441	14,953,441	14,953,441	14,953,441
	Total	14,953,441	14,953,441	14,953,441	14,953,441	14,953,441
Transit Program – FTA Section 5339	Federal Cost	5,900,000	1,950,000	1,950,000	1,950,000	1,950,000
	Total	5,900,000	1,950,000	1,950,000	1,950,000	1,950,000
Transit Program MEHTAP	State Cost	2,468,607	2,468,607	2,468,607	2,468,607	2,468,607
	Total	2,468,607	2,468,607	2,468,607	2,468,607	2,468,607
Waterways Program Administrative Port	State Cost	400,000	400,000	400,000	400,000	400,000
	Total	400,000	400,000	400,000	400,000	400,000
Waterways Program Capital Improvement Port	State Cost	0	0	0	0	0
	Total	0	0	0	0	0
Waterways Program Ferryboat Operating Assistance	State Cost	176,000	176,000	176,000	176,000	176,000
	Total	176,000	176,000	176,000	176,000	176,000
Freight Enhancement Program	State Cost	850,000	850,000	850,000	850,000	850,000
	Total	850,000	850,000	850,000	850,000	850,000
TOTAL	Federal Total	147,499,841	120,183,441	115,440,441	111,123,441	108,537,441
	State Total	14,717,422	13,101,981	12,942,481	12,081,781	11,881,231
	Total	162,217,263	133,285,422	128,382,922	123,205,222	120,418,672

State Transportation Assistance Revolving Fund

In 1996, Senate Bill 780 established the State Transportation Assistance Revolving Fund, and an initial appropriation of \$2.5 million was made in 1997. Provisions are contained in state statute 226.191. The Missouri Highways and Transportation Commission administers the fund, which assists political subdivisions or not-for-profit organizations in the development of non-highway transportation facilities. This includes aviation, rail, water, freight or mass transit facilities. Funds cannot be used for operating expenses or for the construction or maintenance of state highways. The following are the specific eligibility requirements:

- The planning, acquisition, development and construction of facilities for transportation by air, water, rail, freight or mass transit;
- The purchase of vehicles for the transportation of elderly or handicapped persons; or
- The purchase of rolling stock for transit purposes.

Applications are received at any time; however, they are reviewed twice a year on March 1 and September 1. Loans are awarded based on the type of project, the benefit to the public, the financial viability and the local sponsor's willingness and ability to complete the project. Loan repayments and any interest earned go back into the fund for additional transportation projects. Since its inception, this program has been primarily used to help local public airports finance improvements not eligible for federal or state grant programs. This includes a number of T-hangar, terminal building and fuel facility projects. The program also assisted in financing a multimodal facility in St. Louis to bring together passenger rail, Metro Link and public transit modes.

Aviation

Grant Program Funding - Aviation grant programs assist eligible sponsors in the planning, purchase, construction, maintenance and improvement of airports.

Federal funding is appropriated by the U.S. Congress through the Federal Airport Improvement Program and provides up to 90 percent of eligible project costs. Missouri is one of ten states currently participating in the State Block Grant Program under which MoDOT administers federal aviation funding to general aviation airports. The Federal Aviation Administration programs and administers federal funding to the airports with commercial passenger service over 10,000 annual passenger enplanements.

There is a significant amount of uncertainty associated with federal aviation funding. Notification of the amount to be received and the actual transfer of funds often do not occur until several months into the federal fiscal year. Also, the non-primary airport entitlement program can significantly impact funding available for MoDOT programming, but it is only implemented if Congress appropriates funding above a threshold level. There are currently 70 airports participating in this program. Eligible airports may receive federal funding of up to \$150,000 annually. MoDOT is basically a pass-through agency for the non-primary airport entitlement program. There are also opportunities for additional federal funding through discretionary grants. MoDOT staff aggressively pursues this additional funding whenever possible. Current federal authorization legislation for the Federal Aviation Administration and for the Airport Improvement Program, which includes all federal aviation funding, expires on September 30, 2015.

State funding comes from the State Aviation Trust Fund, which derives its revenue from a portion of the state sales tax on jet fuel and a 9-cent per gallon tax on aviation gasoline. On state/local projects, the state can provide up to 90 percent of eligible project costs. The state can also provide up to 50 percent of the local share on federally funded projects. Safety-related equipment and services do not require cost sharing.

Project Priorities - The primary sources for prioritizing airport projects are the FAA National Plan of Integrated Airport Systems and the MoDOT State Airport System Plan. The National Plan of Integrated Airport Systems establishes basic criteria for airports to be eligible for federal aviation funds. The State Airport System Plan is a working document updated regularly to reflect current activity levels and changes to airport facilities and air navigation aids.

Project applications are reviewed and funds are distributed based on an established priority system that considers items such as the number of based aircraft, activity levels and the type of project requested. Other factors considered are the political subdivision's willingness and ability to complete the project, commitment of local matching funds, prior maintenance and support of the airport, and aviation staff knowledge of airport needs.

MISSOURI STATEWIDE TRANSPORTATION PROGRAM FY 2016-2020
AVIATION PROGRAM

Table 7-2 Aviation Funding

District		7/2015- 6/2016	7/2016- 6/2017	7/2017- 6/2018	7/2018- 6/2019	7/2019- 6/2020
Northwest	Federal Cost	1,050,000	1,050,000	5,565,000	1,692,000	2,160,000
	State Cost	513,000	562,500	0	0	0
	Local Cost	173,667	179,167	618,333	188,000	240,000
	Total	1,736,667	1,791,667	6,183,333	1,880,000	2,400,000
Northeast	Federal Cost	1,050,000	3,085,000	1,050,000	1,050,000	4,020,000
	State Cost	0	810,000	1,044,000	0	0
	Local Cost	116,667	305,000	232,667	116,667	280,000
	Total	1,166,667	4,200,000	2,326,667	1,166,667	4,300,000
Kansas City	Federal Cost	10,822,500	8,640,000	1,890,000	2,763,000	900,000
	State Cost	1,293,750	520,000	720,000	410,000	0
	Local Cost	733,750	540,000	290,000	297,000	100,000
	Total	12,850,000	9,700,000	2,900,000	3,470,000	1,000,000
Central	Federal Cost	2,100,000	4,855,000	8,790,000	6,610,000	5,407,000
	State Cost	881,000	464,000	815,000	50,000	218,750
	Local Cost	375,667	614,333	978,333	640,000	608,417
	Total	3,356,667	5,933,333	10,583,333	7,300,000	6,234,167
St. Louis	Federal Cost	4,279,500	1,650,000	1,650,000	2,100,000	2,700,000
	State Cost	706,537	765,000	0	0	4,500,000
	Local Cost	789,870	268,333	183,333	233,333	800,000
	Total	5,775,907	2,683,333	1,833,333	2,333,333	8,000,000
Southwest	Federal Cost	1,500,000	1,500,000	1,500,000	3,600,000	1,500,000
	State Cost	1,055,000	681,500	848,000	4,025,000	380,000
	Local Cost	301,667	260,167	278,667	765,000	226,667
	Total	2,856,667	2,441,667	2,626,667	8,390,000	2,106,667
Southeast	Federal Cost	2,400,000	3,108,000	2,880,000	4,668,000	5,865,000
	State Cost	167,000	1,143,500	2,300,000	1,046,300	437,000
	Local Cost	266,667	453,833	557,000	616,367	681,667
	Total	2,833,667	4,705,333	5,737,000	6,330,667	6,983,667

**MISSOURI STATEWIDE TRANSPORTATION PROGRAM FY 2016-2020
AVIATION PROGRAM**

Table 7-2 Aviation Funding

District		7/2015- 6/2016	7/2016- 6/2017	7/2017- 6/2018	7/2018- 6/2019	7/2019- 6/2020
State Wide	Federal Cost	413,000	863,000	413,000	413,000	413,000
	State Cost	2,950,000	1,275,000	1,225,000	1,225,000	1,225,000
	Local Cost	312,222	120,556	120,556	120,556	120,556
	Total	3,675,222	2,258,556	1,758,556	1,758,556	1,758,556
TOTAL	Federal Cost	23,615,000	24,751,000	23,738,000	22,896,000	22,965,000
	State Cost	7,566,287	6,221,500	6,952,000	6,756,300	6,760,750
	Local Cost	3,070,176	2,741,389	3,258,889	2,976,922	3,057,306
	Total	34,251,463	33,713,889	33,948,889	32,629,222	32,783,056

Railroads

Missouri is located in the central corridors of the nation's railroad transportation system, with St. Louis and Kansas City being the second and third largest rail hubs in the nation, behind only Chicago, IL. Approximately 60 percent of the freight products entering Missouri, both raw materials and finished products, are moved into Missouri on the rail system. Missouri is the fourth-most rail intensive state by tonnage carried and 10th in total size. The rail system is also critical to the nation's passenger rail transportation and Missouri's passenger service between St. Louis and Kansas City.

The MoDOT Multimodal Division administers the state's railroad program. This program includes freight rail regulation, passenger rail, light rail safety regulation, highway/rail crossing safety, rail/highway construction, and railroad safety inspection and outreach.

Passenger Rail - Two round-trips per day are currently provided between St. Louis and Kansas City (*Missouri River Runner*), with stops in Kirkwood, Washington, Hermann, Jefferson City, Sedalia, Warrensburg, Lee's Summit and Independence. In FY 14, service was provided to more than 189,000 passengers. There is not a dedicated funding source for passenger rail. Passenger rail is subject to legislative general revenue appropriation each year.

The passenger rail route is owned and maintained by Union Pacific Railroad and two terminal railroads. MoDOT, Union Pacific Railroad, and Amtrak have focused recent attention on improving passenger train on-time performance through improved coordination, efficient dispatching, bottleneck removal and capacity enhancements.

Prior to the end of 2014 Missouri secured nearly \$50 million in Federal Railroad Administration funding to improve passenger rail services. These funds have leveraged nearly \$20 million in private investment. Projects funded target improvements in on-time performance and travel time reduction. Notable projects are a new Osage River Bridge, a universal crossover near Kirkwood, a third main line in St. Louis Terminal Railroad, a new approach to Merchant's Bridge, and the upgrade of 15 crossings. Projects are located along the state sponsored passenger rail line from St. Louis to Kansas City.

Railroads

Table 7-3 Passenger Rail Funding

Program		7/2015- 6/2016	7/2016- 6/2017	7/2017- 6/2018	7/2018- 6/2019	7/2019- 6/2020
Railroad Program State Supported Passenger Rail Service	State Cost	0	0	0	0	0
	Total	0	0	0	0	0
Railroad Program Station Improvements	State Cost	25,000	25,000	25,000	25,000	25,000
	Total	25,000	25,000	25,000	25,000	25,000

Highway/Rail Crossing Safety Program - There are approximately 3,800 public highway/rail crossings in Missouri. These crossings are evaluated and ranked annually according to a hazard exposure index which considers train traffic and speed, vehicle traffic and speed, crossing accident history, and sight distance. Each year, there are approximately \$6 million of FHWA Surface Transportation Program Safety Funds, and approximately \$1.2 million state funds from the state Grade Crossing Safety Account available to address safety issues at these crossings. The Grade Crossing Safety Account funds are created from a state motor vehicle licensing fee. On the average, highway/rail crossing projects cost \$300,000 - \$350,000, resulting in improvement to approximately 20 to 25 crossings per year. Project improvements typically include the installation of railroad crossing signal devices, and may vary in scope and completion dates depending on funding availability and programming restrictions each fiscal year. Project completion typically takes one year.

Railroads

Railroad Acronyms

AM	Arkansas and Missouri Railroad Company
BGKX	Belton-Grandview Railway
BJN	Burlington Junction Switching Railroad
BSR	Branson Scenic Railway
BNSF	BNSF Railway Company
CMR	Central Midland Railway Company
COLT	Columbia Terminal Railroad Company
CP	Canadian Pacific
KAW	Kaw River Railroad
KCS	Kansas City Southern Railway Company
KCT	Kansas City Terminal Railway Company
MRS	Manufacturers' Railway Company
MNA	Missouri & Northern Arkansas Railroad Company
NS	Norfolk Southern Railway Company
OVA	Ozark Valley Railroad
SLIM	St. Louis Iron Mountain Railroad
SE	SEMO Port Railroad, Inc.
TRRA	Terminal Railroad Association of St. Louis
UP	Union Pacific Railroad Company

MISSOURI STATEWIDE TRANSPORTATION PROGRAM FY 2016-2020 HIGHWAY/RAIL CROSSING SAFETY PROGRAM

Table 7-4 Highway/Rail Crossing Safety Program Funding

District		7/2015- 6/2016	7/2016- 6/2017	7/2017- 6/2018	7/2018- 6/2019	7/2018- 6/2019
Northwest	Federal Cost	2,800,000	480,000	0	810,000	0
	State Cost	400,000	120,000	0	0	0
	Local Cost	500,000	0	0	0	0
	Total	3,700,000	600,000	0	810,000	0
Northeast	Federal Cost	340,000	360,000	480,000	0	0
	State Cost	60,000	90,000	120,000	0	0
	Local Cost	0	0	0	0	0
	Total	400,000	450,000	600,000	0	0
Kansas City	Federal Cost	1,098,000	1,360,000	720,000	1,080,000	0
	State Cost	122,000	340,000	80,000	120,000	0
	Local Cost	0	0	0	0	0
	Total	1,220,000	1,700,000	800,000	1,200,000	0
Central	Federal Cost	320,000	0	240,000	0	0
	State Cost	80,000	0	60,000	0	0
	Local Cost	0	0	0	0	0
	Total	400,000	0	300,000	0	0
St. Louis	Federal Cost	160,000	960,000	0	0	0
	State Cost	40,000	240,000	0	0	0
	Local Cost	0	0	0	0	0
	Total	200,000	1,200,000	0	0	0
Southwest	Federal Cost	3,337,400	3,040,000	3,180,000	540,000	0
	State Cost	1,003,600	760,000	420,000	60,000	0
	Local Cost	2,000,000	5,916,000	0	0	0
	Total	6,336,000	9,716,000	3,600,000	600,000	0
Southeast	Federal Cost	960,000	640,000	560,000	0	0
	State Cost	240,000	160,000	140,000	0	0
	Local Cost	0	0	0	0	0
	Total	1,200,000	800,000	700,000	0	0

MISSOURI STATEWIDE TRANSPORTATION PROGRAM FY 2016-2020 HIGHWAY/RAIL CROSSING SAFETY PROGRAM

Table 7-4 Highway/Rail Crossing Safety Program Funding

District		7/2015- 6/2016	7/2016- 6/2017	7/2017- 6/2018	7/2018- 6/2019	7/2019- 6/2020
Statewide	Federal Cost	450,000	450,000	450,000	225,000	0
	State Cost	50,000	50,000	50,000	25,000	0
	Local Cost					0
	Total	500,000	500,000	500,000	250,000	0
TOTAL	Federal Cost	9,465,400	7,290,000	5,630,000	2,655,000	0
	State Cost	1,995,600	1,760,000	870,000	205,000	0
	Local Cost	2,500,000	5,916,000	0	0	0
	Total	13,961,000	14,966,000	6,500,000	2,860,000	0

Transit

Missouri public transit helps people of all ages, incomes and circumstances get around. Missouri's public transit agencies provide approximately 63 million one-way passenger trips each year. MoDOT offers financial and technical assistance to 35 public transit providers and more than 200 specialized transportation providers. Some form of public transit is available in all of the 114 counties of Missouri.

MoDOT Multimodal section administers State and Federal Transit Administration (FTA) funds to Missouri transit providers supporting them with planning, maintenance, operational and capital assistance. When facility projects are selected, MoDOT's Transit section processes STIP amendments and submits them to the FTA and FHWA for review and approval.

Transit Metropolitan Planning Grants Section 5303 and Section 5305

Section 5303 and Section 5305 of Chapter 53, Title 49, U.S.C. Federal Transit Administration - The department administers Federal Transit Administration Section 5303 and Section 5305 planning grants for transit planning activities of the eight metropolitan planning areas of St. Louis, Kansas City, Springfield, Joplin, St. Joseph, Columbia, Cape Girardeau and Jefferson City.

Funds are distributed to metropolitan planning organizations based on a federal census population formula. There is no discretion in the initial distribution of funds, although funds must address identified transit planning activities in a Metropolitan Planning Organization's Unified Planning Work Program. Unused funds can be reallocated to any urbanized area as the department determines.

MoDOT combines their funds in a consolidated planning grant to MPO's with Federal Highway Administration planning funds to simplify grant administration. Only the Section 5303 and 5305 metropolitan transit planning funds are shown on this page.

		STATE FISCAL YEAR PROJECT BUDGETING				
		7/2015- 6/2016	7/2016- 6/2017	7/2017- 6/2018	7/2018- 6/2019	7/2019- 6/2020
Table 7-5 Section 5303 and 5305 Funding						
Section 5303 and 5305	Federal Asst	1,700,000	1,700,000	1,700,000	1,700,000	1,700,000
	Local Match	406,250	406,250	406,250	406,250	406,250
	TOTAL	2,131,250	2,131,250	2,131,250	2,131,250	2,131,250

Statewide Transit Planning Grants

Section 5304

Section 5304 of Chapter 53, Title 49, U.S.C. Federal Transit Administration - The department administers Federal Transit Administration statewide transit planning and other technical assistance activities grants that can be used for planning support, research, development and demonstration projects, fellowships for training in the public transportation field, university research and human resource development.

Federal Transit Administration distributes funds to the department based on the latest census information and the state's urbanized area as compared to the urbanized area of all states. However, a state must receive at least 0.5 percent of the amount annually apportioned. For these planning and technical assistance activities, the federal share is 80 percent, and the local non-federal share is 20 percent. This funding is used by the Department for statewide transit planning with an amount allocated to the state transit association for transit related technical assistance activities.

		STATE FISCAL YEAR PROJECT BUDGETING				
		7/2015- 6/2016	7/2016- 6/2017	7/2017- 6/2018	7/2018- 6/2019	7/2019- 6/2020
Table 7-6 Section 5304 Funding						
Section 5304	Federal Asst Non-Federal Match	325,000 81,250	325,000 81,250	325,000 81,250	325,000 81,250	325,000 81,250
	TOTAL	406,250	406,250	406,250	406,250	406,250

Urbanized Transit Systems Formula Grants

Federal Transit Administration

Section 5307 and State Financial Assistance

Section 5307 of Chapter 53, Title 49, U.S.C. Federal Transit Administration - Funds come to Missouri on the basis of a national formula that provides capital assistance and limited operating assistance to transit systems in urban areas over 200,000 population and both capital assistance and operating assistance to transit systems in small urbanized areas with populations between 50,000 – 200,000. The department allocates funds on behalf of the Governor for the small-urbanized areas of Columbia, Joplin, St. Joseph, Jefferson City, Cape Girardeau and Lee’s Summit based on the same formula. The Federal Transit Administration allocates funds directly to the St. Louis, Kansas City, and Springfield urbanized areas.

Table 7-7 Section 5307 Funding

		7/2015- 6/2016	7/2016- 6/2017	7/2017- 6/2018	7/2018- 6/2019	7/2019- 6/2020
Section 5307 St. Louis	Federal Cost	34,700,000	27,584,000	27,584,000	27,584,000	27,584,000
	State Cost	243,334	248,334	248,334	248,334	248,334
	Local Cost	168,100,000	152,800,000	152,800,000	152,800,000	152,800,000
	Total	203,043,271	180,843,000	180,843,000	180,843,000	180,843,000
Section 5307 Kansas City	Federal Cost	16,631,000	13,130,000	13,130,000	13,130,000	13,130,000
	State Cost	116,439	121,793	121,793	121,793	121,793
	Local Cost	52,300,000	55,300,000	55,300,000	55,300,000	55,300,000
	Total	69,047,439	68,655,100	68,655,100	68,655,100	68,655,100
Section 5307 Springfield	Federal Cost	2,490,000	1,985,000	1,985,000	1,985,000	1,985,000
	State Cost	15,968	16,014	16,014	16,014	16,014
	Local Cost	4,775,300	5,530,000	5,530,000	5,530,000	5,530,000
	Total	7,281,268	7,544,575	7,544,575	7,544,575	7,544,575
Section 5307 Small Urbanized	Federal Cost	7,320,000	5,825,000	5,825,000	5,825,000	5,825,000
	State Cost	44,968	34,514	34,514	34,514	34,514
	Local Cost	8,900,000	8,900,000	8,900,000	8,900,000	8,900,000
	Total	16,264,968	14,788,770	14,788,770	14,788,770	14,788,770
Section 5307 TOTAL	Federal Cost	61,141,000	48,524,000	48,524,000	48,524,000	48,524,000
	State Cost	420,709	420,655	420,655	420,655	420,655
	Local Cost	234,075,300	222,530,000	222,530,000	222,530,000	222,530,000
	Total	295,637,009	271, 474,655	271, 474,655	271, 474,655	271, 474,655

Urbanized Transit Systems Formula Grants

Federal Transit Administration

Section 5307 and State Financial Assistance

Federal regulations on the use of capital funds for maintenance have been relaxed. Many traditional operating expenses such as major preventative maintenance are now eligible for capital funding. Amounts of Sec. 5307 funds for St. Louis and Cape Girardeau may include some formula funding for Illinois population and funding for Kansas City and St. Joseph for their Kansas populations.

Section 5316 Jobs Access and Reverse Commute (JARC) program was not reauthorized by Congress in MAP-21. However, these JARC activities are eligible for funding in either the Section 5307 or Section 5311 programs starting with FFY 2013 funds. This grant category funds up to 50 percent of the net cost to provide mobility services designed for new employees and low-income workers. This program will also fund up to 80 percent of capital costs for vehicles, equipment and facilities that support transit services providing mobility to new employees and low-income workers. Urbanized areas that participate in this activity list their respective transit projects in their MPO generated TIPs which are incorporated by reference into the Missouri STIP.

Discretionary Transit Capital Grants

Section 5309 – Bus and Bus Facilities

Section 5309 of Chapter 53, Title 49, U.S.C. Federal Transit Administration - Section 5309 through federal fiscal year 2012 was a national discretionary capital grant program funded from the Mass Transit Account of the Highway Trust Fund. It restricts funds to capital assistance for general public transportation systems and/or systems that provide community-wide assistance to all persons with disabilities. These funds are applicable statewide. Eligible recipients of Section 5309 assistance are public entities and not-for-profit organizations that provide general public transit services. Section 5309 assistance was a major source of funding transit capital projects throughout the state. Capital purchases are funded with 80 percent federal and 20 percent local funds.

		STATE FISCAL YEAR PROJECT BUDGETING				
		7/2015- 6/2016	7/2016- 6/2017	7/2017- 6/2018	7/2018- 6/2019	7/2019- 6/2020
Table 7-8 Section 5309 Funding						
Section 5309	Federal Asst	1,800,000	1,400,000	0	0	0
	Local Match	450,000	350,000	0	0	0
	TOTAL	2,250,000	1,750,000	0	0	0

From 1993 - 2010 (with the exceptions of 2002, 2006 and 2007), Missouri's Congressional delegation had been able to earmark appropriations of Section 5309 funds on a statewide basis to Missouri for buses and bus facilities. MoDOT administers funding from the statewide appropriation as well as funding specifically designated for rural transit providers. In 2007 and from 2011 through 2012, Congress relinquished this designation of project funding function to the USDOT and these discretionary projects have more recently been selected through a nationwide proposal submission process. The themes or initiatives that USDOT has undertaken with these funds include: Livability Grants, Sustainability Grants, the Transit Investments for Greenhouse Gas and Energy Reduction (TIGGER) Initiative, State of Good Repair Grants as well as Transportation Investment Generating Economic Recovery (TIGER) Grants.

Availability of local matching funds and sufficient funds to operate vehicles over their useful life must be demonstrated prior to award.

Enhanced Mobility of Seniors and Individuals with Disabilities Program

Federal Transit Administration – Section 5310

Section 5310 of Chapter 53, Title 49, U.S.C. Federal Transit Administration - Section 5310 funds provide capital assistance and operating assistance for non-profit organizations as well as governmental entities that provide service to senior citizens and persons with disabilities. Beginning in federal fiscal year 2013, Congress consolidated into Section 5310 the activities of the former Section 5317 New Freedom Program through passage of the transportation authorization legislation, Moving Ahead for Progress in the 21st Century Act (MAP-21). Section 5317, New Freedom projects are now eligible activities under Section 5310. Starting with federal fiscal year 2013, these funds are annually apportioned to each of the large urbanized areas (St. Louis, Kansas City and Springfield), apportioned separately on an aggregate basis to the small urbanized areas (between 50,000 – 199,999 population) and annually apportioned separately in aggregate to the non-urbanized / rural areas of the state. The department administers the funds apportioned to the non-urbanized /rural as well as small urbanized portions of Missouri. The department is also a co-recipient administrator of these funds in the St. Louis and Springfield urbanized areas. Projects to be funded by Section 5310 must be derived from a locally developed, coordinated public transit – human services transportation plan. The project budgeting for state fiscal year 2016 includes funding from the previous federal fiscal years 2013 through 2015. Beginning this year, states have received MAP-21 guidance allowing the administration of these funds.

Table 7-9 Section 5310 Funding		STATE FISCAL YEAR PROJECT BUDGETING				
		7/2015- 6/2016	7/2016- 6/2017	7/2017- 6/2018	7/2018- 6/2019	7/2019- 6/2020
Section 5310	MoDOT Administered Federal Funds		3,400,000	3,400,000	3,400,000	3,400,000
	Local Match	8,000,000	850,000	850,000	850,000	850,000
	TOTAL	10,000,000	4,250,000	4,250,000	4,250,000	4,250,000

Non-urbanized funds are programmed directly by the department on the basis of trips provided by the recipient organizations with extra weight given to medical, nutritional and other necessary trips. Replacement vehicles are given a priority over expansion vehicles. Financial capability to provide the local match and operate the vehicles and/or to deploy service based projects must be demonstrated.

Non-Urbanized Area Public Transportation Formula Grants Federal Transit Administration Section 5311 and State Funds

Section 5311 of Chapter 53, Title 49, U.S.C. Federal Transit Administration - Section 5311 provides capital and operating assistance to public transportation systems in non-urbanized areas. A non-urbanized area is an area outside a city of 50,000 or more inhabitants and its densely settled fringe areas. Section 5311 projects include planning and technical studies, system design, capital acquisition, and assistance in defraying operating losses. Intercity over-the-road bus services are also eligible for funding.

Eligible recipients of Section 5311 assistance include public bodies, private not-for-profit corporations and operators of service that provide general public transportation services. Private for-profit providers of service are eligible through purchase of service agreements with a local public body for the provision of public transportation services. For-profit intercity carriers are also eligible.

Section 5311 project selection, priority is given to local public bodies because they meet the program's primary objective of offering general public service. Not-for-profit organizations are also allowed to participate in the program if they meet program criteria and have available local matching funds. Capital projects are funded 80 percent federal and 20 percent local. Operating assistance projects may receive up to 50 percent of their net loss from this program. As federally required, 15% of the Section 5311 funds are reserved to support intercity bus service. In the event that eligible applicants do not express an interest in supporting intercity bus service or, if the requests received are less than the reserved amount, then the funding reserved for intercity bus will be transferred to the rural public transit service. The Department may use up to 10% of its Section 5311 apportionment for program administration, planning and technical assistance, with no state match required. Ten percent of Section 5311 funds will be reserved at the discretion of the department to allow funding for emerging services. Forty percent of the remaining funds are allocated to non-urbanized city systems, with 60 percent going to county and regional operations. Changes in federal funds will be allocated proportionately to the 40% / 60% categories, then by population served by the applicant transit service organization within each category.

		STATE FISCAL YEAR PROJECT BUDGETING				
		7/2015- 6/2016	7/2016- 6/2017	7/2017- 6/2018	7/2018- 6/2019	7/2019- 6/2020
Section 5311	Federal Asst	17,350,000	13,880,000	13,880,000	13,880,000	13,880,000
	State Asst	140,219	140,219	140,219	140,219	140,219
	Passenger Revenue	262,000	262,000	262,000	262,000	262,000
	Local Govt Revenue	5,000,000	5,000,000	5,000,000	5,000,000	5,000,000
	TOTAL	22,752,219	19,282,219	19,282,219	19,282,219	19,282,219

MoDOT administers these Sec. 5311 federal funds for eligible transit program costs. State funds are 100 percent of the appropriation with 3 percent held in the governor's reserve. MoDOT does not receive local matching funds. Changes in individual contract amounts up to 10 percent may be made as circumstances warrant. In FFY 2013, Congress eliminated the former Section 5316 Job Access and Reverse Commute program, but made those activities in non-urbanized areas eligible for funding in the Section 5311 program.

Table 7-11 Section 5311 Grantees

Fiscal Year 2015 Grantees - Operating Assistance				
Section 5311 Grantees	MoDOT Dist	Federal (\$)	State (\$)	Total (\$)
Cape Girardeau County Transit Authority	SE	302,000	1,728	303,728
City of Bloomfield	SE	38,000	278	38,278
City of Carthage	SW	28,000	559	28,559
City of Clinton	SW	61,000	683	61,683
City of El Dorado Springs	SW	63,000	456	63,456
City of Excelsior Springs	KC	80,000	630	80,630
City of Houston	SW	66,000	437	66,437
City of Lamar	SW	47,000	612	47,612
City of Mt. Vernon	SW	70,000	476	70,476
City of Nevada	SW	37,000	677	37,677
City of New Madrid	SE	35,000	302	35,302
City of West Plains	SE	78,000	651	78,651
Dunklin County Transit Service, Inc.	SE	252,000	1,483	253,483
Franklin County Transportation Council, Inc.	SL	185,000	1,767	186,767
Licking Bridge Builders, Inc.	SE	40,000	191	40,191
Macon Area Chamber of Commerce	NE	31,000	297	31,297
Mississippi County Transit System	SE	155,000	864	155,864
OATS, Inc.	All	7,515,000	105,639	7,620,639
Ray County Transportation, Inc.	KC	303,000	2,232	305,232
Ripley County Transit, Inc.	SE	150,000	926	150,926
Scott County Transportation System	SE	137,000	812	137,812
SERVE, Inc.	CD	238,000	1,765	239,765
Southeast Missouri Transportation Service, Inc.	CD, SE	2,393,000	15,668	2,408,668
Stoddard County Transit Services, Inc.	SE	150,000	1,086	151,086
Section 5311(f) Grantees	MoDOT Dist	Federal (\$)	State (\$)	Total (\$)
Burlington Trailways	NE, SL	120,000	0	120,000
Greyhound	KC, CD, NE, SW, SE, SL	863,035	0	863,035
Jefferson Lines	NW, KC, SW	82,800	0	82,800
Southeast Missouri Transportation Service, Inc.	SE, SL	45,000	0	45,000
Totals		13,564,835	140,219	13,705,054

Rural Transit Assistance Program Section 5311 (b)

Section 5311 (b) of Chapter 53, Title 49, U.S.C. Federal Transit Administration - The department administers the Federal Transit Administration Section 5311 (b) Rural Transit Assistance Program for the development and implementation of training, technical assistance and other support services for use by local transit providers in non-urbanized areas. No matching funds are required.

Federal Transit Administration allocates Rural Transit Assistance Program funds to each state based on an administrative formula. Federal Transit Administration first allocates \$65,000 to each state, and then distributes the balance of the annual funding according to the non-urbanized population of each state.

Table 7-12 Section 5311 (b) Funding		STATE FISCAL YEAR PROJECT BUDGETING				
		7/2015- 6/2016	7/2016- 6/2017	7/2017- 6/2018	7/2018- 6/2019	7/2019- 6/2020
Section 5311 (b)	Federal Assistance	350,000	350,000	280,000	280,000	280,000
	TOTAL	350,000	350,000	280,000	280,000	280,000

Transit Jobs Access and Reverse Commute Grant Program

Section 5316

Section 5316 of Chapter 53, Title 49, U.S.C. - Federal Transit Administration - This program was not reauthorized by Congress in MAP-21. However, Section 5316 Jobs Access and Reverse Commute (JARC) activities are eligible for funding in either the Section 5307 or Section 5311 programs starting with FFY 2013 funds. The department administers Federal Transit Administration Section 5316 JARC program grants either earmarked to the state or designated to rural and small urban recipients prior to 2006 or appropriated to rural and small urbanized areas by formula in FFY 2006 through FFY 2012. This grant category funds up to 50 percent of the net cost to provide mobility services designed for new employees and low-income workers. This program will also fund up to 80 percent of capital costs for vehicles, equipment and facilities that support transit services providing mobility to new employees and low-income workers. This program will be removed from the STIP after the remaining fund balance is expended.

		STATE FISCAL YEAR PROJECT BUDGETING				
		7/2015- 6/2016	7/2016- 6/2017	7/2017- 6/2018	7/2018- 6/2019	7/2019- 6/2020
Table 7-13 Section 5316 Funding	Section 5316					
	Federal Asst	7 00,000	100,000	0	0	0
	Local Match	700,000	100,000	0	0	0
	TOTAL	1,400,000	200,000	0	0	0

New Freedom Transit Grant Program Section 5317

Section 5317 of Chapter 53, Title 49, U.S.C. - Federal Transit Administration - This program was not reauthorized by Congress in MAP-21. However, New Freedom activities are eligible for funding in the Section 5310 program starting with FFY 2013 funds. The department administers Federal Transit Administration Section 5317 New Freedom formula program grants in a program created by Congress in the federal transportation reauthorization legislation, SAFETEA-LU as appropriated for rural and small urbanized areas by formula. This grant category funds up to 50 percent of the net cost to provide new mobility services, primarily for persons with disabilities when those mobility services are beyond the requirements of the Americans with Disabilities Act (ADA). This program will also fund up to 80 percent of capital costs for vehicles, equipment and facilities that support new transit services, primarily for persons with disabilities, for services beyond the requirements of ADA, or facility accessibility improvements beyond the requirements of the ADA not otherwise incorporated in an existing or planned project. This program will be removed from the STIP after the remaining fund balance is expended.

		STATE FISCAL YEAR PROJECT BUDGETING				
		7/2015- 6/2016	7/2016- 6/2017	7/2017- 6/2018	7/2018- 6/2019	7/2019- 6/2020
Table 7-14 Section 5317 Funding						
Section 5317	Federal Asst	1,500,000	1,000,000	500,000	0	0
	Local Match	1,500,000	1,000,000	500,000	0	0
	TOTAL	3,000,000	2,000,000	1,000,000	0	0

State Safety Oversight Formula Grants Federal Transit Administration – Section 5329

Section 5329 of Chapter 53, Title 49, U.S.C. - Federal Transit Administration - The department administers Federal Transit Administration Section 5329 State Safety Oversight formula program grants created by Congress in the federal transportation authorization legislation, Moving Ahead for Progress in the 21st Century Act (MAP-21). Each state with transit rail systems not regulated by the Federal Railroad Administration is eligible to establish a state safety oversight (SSO) program with the responsibility to oversee fixed guide way public transportation safety and enforce federal law for rail fixed guide way public transportation safety. These Section 5329 grants fund up to 80% of the cost to administer and operate the state safety oversight program. Grant matching funds may not be derived from the transit systems subject to the state safety oversight.

Table 7-15 Section 5329 Funding		STATE FISCAL YEAR PROJECT BUDGETING				
		7/2015- 6/2016	7/2016- 6/2017	7/2017- 6/2018	7/2018- 6/2019	7/2019- 6/2020
Section 5329	Federal Asst	700,000	560,000	560,000	560,000	560,000
	State Match	175,000	140,000	140,000	140,000	140,000
	TOTAL	875,000	700,000	700,000	700,000	700,000

State of Good Repair Federal Transit Administration Section 5337

Section 5337 of Chapter 53, Title 49, U.S.C. Federal Transit Administration – This is a new program in MAP-21. These funds come to Missouri on the basis of a national formula for state and local government authorities in urbanized areas with fixed guideway public transportation facilities operating for at least seven years. Eligible activities include capital projects to maintain a system in a state of good repair, including projects to replace and rehabilitate: rolling stock; track; line equipment and structures; signals and communications; power equipment and substations; passenger stations and terminals; security equipment and systems; maintenance facilities and equipment; and operational support equipment, including computer hardware and software. Amounts of Sec. 5337 funds for St. Louis include some formula funding for their Illinois population and funding for Kansas City for their Kansas population. The Federal Transit Administration allocates funds directly to the St. Louis and Kansas City urbanized areas.

Table 7-16 Section 5337 Funding		7/2015- 6/2016	7/2016- 6/2017	7/2017- 6/2018	7/2018- 6/2019	7/2019- 6/2020
Section 5337 St. Louis	Federal Cost	14,040,216	14,040,216	14,040,216	14,040,216	14,040,216
	Local Cost	3,510,054	3,510,054	3,510,054	3,510,054	3,510,054
	Total	17,550,270	17,550,270	17,550,270	17,550,270	17,550,270
Section 5337 Kansas City	Federal Cost	913,225	913,225	913,225	913,225	913,225
	Local Cost	228,306	228,306	228,306	228,306	228,306
	Total	1,141,531	1,141,531	1,141,531	1,141,531	1,141,531
Section 5337 TOTAL	Federal Cost	14,953,441	14,953,441	14,953,441	14,953,441	14,953,441
	Local Cost	3,738,360	3,738,360	3,738,360	3,738,360	3,738,360
		18,691,801	18,691,801	18,691,801	18,691,801	18,691,801

Bus and Bus Facilities Program Formula Grants Federal Transit Administration – Section 5339

Section 5339 of Chapter 53, Title 49, U.S.C. - Federal Transit Administration - The department administers Federal Transit Administration Section 5339 Bus and Bus Facilities formula program grants created by Congress in the federal transportation authorization legislation, Moving Ahead for Progress in the 21st Century Act (MAP-21). This formula program replaces the discretionary Section 5309 program with respect to transit bus and transit bus related facility project funding. This grant category funds up to 80% of the cost to replace, rehabilitate and purchase buses and related equipment as well as construction of bus related facilities. These funds are annually apportioned to each of the large urbanized areas (St. Louis, Kansas City and Springfield), apportioned separately on an aggregate basis to the small urbanized areas (between 50,000 – 199,999 population) and annually apportioned separately in aggregate to the non-urbanized / rural areas of the state. The department administers the funds apportioned to the non-urbanized /rural as well as small urbanized portions of Missouri. For state fiscal year 2016, apportionments from previous federal fiscal years 2013 through 2015 are included.

Table 7-17 Section 5339 Funding		STATE FISCAL YEAR PROJECT BUDGETING				
		7/2015- 6/2016	7/2016- 6/2017	7/2017- 6/2018	7/2018- 6/2019	7/2019- 6/2020
Section 5339	MoDOT Administered Federal Funds	5 ,900,000	1,950,000	1,950,000	1,950,000	1,950,000
	Local Match	1,475,000	487,500	400,000	400,000	400,000
	TOTAL	7,375,000	2,437,500	2,350,000	2,350,000	2,350,000

Missouri Elderly and Handicapped Transportation Assistance Program

The Missouri Elderly and Handicapped Transportation Assistance Program (MEHTAP) is a state funded program and provides these state funds to approximately 200 non-profit organizations statewide who offer transportation services to the senior citizens and persons with disabilities at below-cost rates. These programs are divided among grantees taking into account ridership, costs and alternative services available (208.250 RSMo). Trips weighted by type (medical, essential services, recreation) determine total ridership. Costs are estimated by total vehicle miles operated by each recipient. Weighted trips and vehicle miles are given equal weights in computing a preliminary formula-based distribution of funds.

The preliminary formula-based distribution is adjusted for alternative services available, local resources and special client needs. Some discretion is exercised to adjust for inequities stemming from longevity in the program. MEHTAP funding is allocated by the Department in accordance with 208.250 – 208.265, RSMo and state regulation 7 CSR 10-7.010, based on the following criteria: need for service, trip purpose, cost effectiveness, and cost and availability of alternative service.

Each year, project funding is contingent upon receipt of applications from eligible providers and an appropriation from the state legislature. Federal, local and private matching funds of over \$35,000,000 do not flow through MoDOT.

		STATE FISCAL YEAR PROJECT BUDGETING				
		7/2015- 6/2016	7/2016- 6/2017	7/2017- 6/2018	7/2018- 6/2019	7/2019- 6/2020
Table 7-18 Section MEHTAP Funding						
MEHTAP	State Funds	2,468,607	2,468,607	2,468,607	2,468,607	2,468,607
	Non-State (other) funds	35,700,000	35,700,000	35,700,000	35,700,000	35,700,000
	TOTAL	38,168,607	38,168,607	38,168,607	38,168,607	38,168,607

Waterways

Missouri is fortunate to have over 1,000 miles of navigable waterways on the Mississippi and Missouri rivers, which provide tremendous opportunities for waterborne commerce. In 2014, approximately 4 million tons of material was handled through Missouri's public port authorities. Barge transport provides a safe and environmentally friendly way to transport large amounts of material at a lower cost compared to other modes. One barge can hold the equivalent of 13 railcars or 58 trucks. The Missouri General Assembly appropriates funding for waterway programs from general revenue and/or the State Transportation Fund. Waterway projects are identified on the Multimodal Anticipated Program list. Projects on this list will be implemented when funds are appropriated through the legislative and gubernatorial budget processes.

Port Authority Administrative Grants - Ports apply for the administrative grants annually. The administrative grants are used to reimburse public port authorities for administrative costs, such as salaries, benefits, travel, office expenses and utilities. These grants do not require a match. The administrative grants were established to assist public port authorities as they establish their economic base (i.e. "keep the lights on"). New implementation language was added to allow funds to be used for either administrative expenses or capital projects. This program has received an appropriation for FY 2013 and 2014 of \$375,000, and \$400,000 was appropriated in FY 2015. The program currently provides assistance to the following port authorities:

Howard/Cooper County Regional	Jefferson County	Kansas City
Lewis County	Mid-America Port Commission	Mississippi County
New Bourbon Regional	New Madrid County	Pemiscot County
Pike/Lincoln Regional	St. Joseph Regional	St. Louis County
St. Louis City	Southeast Missouri Regional	

Table 7-19 Port Authority Administrative Grants

Program		7/2015- 6/2016	7/2016- 6/2017	7/2017- 6/2018	7/2018- 6/2019	7/2019- 6/2020
Waterways Program	State Cost	400,000	400,000	400,000	400,000	400,000
Administrative Port	Total	400,000	400,000	400,000	400,000	400,000

Waterways

Ferry Boat Operating Assistance - The State of Missouri currently subsidizes two public ferry boat operations in Ste. Genevieve and Mississippi Counties. These ferry services provide a link for passengers and freight moving from Missouri to Illinois or Kentucky, respectively, at substantially less expense than constructing a Mississippi River bridge crossing in the area. Each ferry charges a toll that was supplemented annually by \$88,000 to support each ferryboat operation from FY 2010 through FY 2015. During this same time the ferry services transported on average 54,000 passengers and 23,000 vehicles per year. The State of Kentucky matches dollar for dollar support for the Mississippi County ferry service.

Table 7-20 Ferry Boat Operating Funding

Program		7/2015- 6/2016	7/2016- 6/2017	7/2017- 6/2018	7/2018- 6/2019	7/2019- 6/2020
Waterways Program	State Cost	176,000	176,000	176,000	176,000	176,000
Ferryboat Operating Assistance	Total	176,000	176,000	176,000	176,000	176,000

Port Capital Improvement Program - Capital improvement funds assist ports with capital expenditures, such as dock construction, mooring dolphins, access improvements, utility extensions, and general site development. Funds require a 20 percent local match and are subject to audit. The amount of funds available for the Capital Improvement Program (CIP) can vary greatly from year to year, and it is difficult to predict funding in future years. The legislature did not appropriate Capital Improvement Funds for the ports in FY 2010-2012. In FY 2013 the program received \$250,000 from General Revenue, and in FY 2014, the program received \$3 million. The governor withheld the appropriated funds in each of those years until later in the fiscal year. In FY 2015, \$3 million was appropriated by the legislature but was again withheld by the governor until April 2015. In FY 2016, the legislature appropriated \$6 million for the CIP. If not withheld by the governor, these funds will be amended into the STIP after July 1, 2015. The Missouri Port Authority Association and MoDOT cooperatively complete an annual assessment and prioritization of port infrastructure needs, most recently detailing more than \$175 million in critical/immediate port capital improvement needs. Should additional capital funds be appropriated, funds will be awarded based on this collaboratively developed list.

Table 7-21 Port Capital Improvement
Funding

Program		7/2015- 6/2016	7/2016- 6/2017	7/2017- 6/2018	7/2018- 6/2019	7/2019- 6/2020
Waterways Program	State Cost	0	0	0	0	0
Port Capital Improvement	Non-state (other) funds					
	Total	0	0	0	0	0

Freight

Freight Enhancement Program - The objective of the newly developed Freight Enhancement Program is to focus on improving and maintaining the high priority freight assets and corridors that are critical to the movement of freight into, out of, within, and through the state. This process is based on partnerships with freight stakeholders and public officials to identify the greatest freight movement needs and remove barriers to efficient movement of goods through capital improvements to the system. In FY 2014, this program received \$850,000 from the State Transportation Fund, and \$650,000 in FY 2015. After an annual application solicitation, review, and selection process the projects are identified on the Multimodal Operations Anticipated Project List.

Freight is the economy in motion. As freight efficiency increases in a state, the total economy of the state increases. Businesses receive raw materials at less cost and therefore their finished products are more competitive on the domestic and global market. Lower freight transportation costs decrease prices at the store providing financial savings for Missouri consumers. Lower transportation cost attracts new businesses and allows reinvestment and expansion of current businesses.

Freight movement depends upon the connectivity, safety, reliability, and condition of the transportation system. Missouri's central location within 600 miles of 50% of all US households is a natural advantage to attract freight industry. Missouri's transportation assets in rail, water, interstate highways, and airports combined with Missouri's strategic location provides great opportunity to become the freight center of the nation.

Table 7-22 Freight Enhancement Funding

Program		7/2015- 6/2016	7/2016- 6/2017	7/2017- 6/2018	7/2018- 6/2019	7/2019- 6/2020
Freight Enhancement Program	State Cos	850,000	850,000	850,000	850,000	850,000
	Non-State (other) funds	212,500	212,500	212,500	212,500	212,500
	Total	1,062,500	1,062,500	1,062,500	1,062,500	1,062,500

Section 8 – Certification and Federal-Aid Project Oversight

Certification

MoDOT certifies that the transportation planning process is being carried out in accordance with the following requirements in 23 CFR 450.218(a).

1. 23 U.S.C. 134 and 135, 49 U.S.C. 5303 and 5304, and this part;
2. Title VI of the Civil Rights Act of 1964, as amended (42 U.S.C. 2000d-1) and 49 CFR part 21;
3. 49 U.S.C. 5332, prohibiting discrimination on the basis of race, color, creed, national origin, sex, or age in employment or business opportunity;
4. Section 1101 (b) of the 2005 Safe, Accountable, Flexible, Efficient Transportation Equity Act: A Legacy for Users (SAFETEA-LU Pub. L. 109-59) and 49 CFR part 26 regarding the involvement of disadvantaged business enterprises in USDOT funded projects;
5. 23 CFR part 230 regarding implementation of an equal opportunity program on Federal and Federal-aid highway construction contracts;
6. The provisions of the Americans with Disabilities Act of 1990 (42 U.S.C. 12101 *et seq.*) and 49 CFR parts 27, 37, and 38;
7. In non-attainment and maintenance areas, sections 174 and 176 (c) and (d) of the 1990 Clean Air Act, as amended (42 U.S.C. 7504, 7506 (c) and (d)) and 40 CFR part 93;
8. The Older Americans Act, as amended (42 U.S.C. 6101), prohibiting discrimination on the basis of age in programs or activities receiving Federal financial assistance;
9. 23 U.S.C. 324 regarding the prohibition of discrimination based on gender; and
10. Section 504 of the Rehabilitation Act of 1973 (29 U.S.C. 794) and 49 CFR part 27 regarding discrimination against individuals with disabilities.

In addition to the above specifically stated requirements, 23 CFR 450.216 describes a number of requirements that MoDOT ensures are met with submission of the Statewide Transportation Improvement Program, or STIP. These requirements are as follows.

1. Public involvement was provided for in the STIP development as required by 23 CFR 450.210(a).
2. The metropolitan planning area Transportation Improvement Programs are included by reference, without modification, in the STIP and have been approved by the Governor of Missouri.
3. In non-attainment and maintenance areas, the STIP contains only transportation projects found to conform, or from programs that conform, to the air quality requirements.

4. The STIP contains only transportation projects consistent with the long-range statewide plan.
5. The STIP is financially constrained by year as required.
6. The STIP includes a descriptive list of priority transportation projects to be carried out in the first four years.
7. The STIP contains all capital and non-capital transportation projects or identified phases of transportation projects requiring action by FHWA or FTA.
8. The STIP contains all regionally significant projects requiring action by the FHWA and FTA.
9. The STIP was developed in consultation with local officials with responsibility for transportation and with Indian Tribal governments.

Federal-Aid Project Oversight Agreement

Background and Purpose

The Intermodal Surface Transportation Efficiency Act (ISTEA) of 1991, the Transportation Equity Act for the 21st Century (TEA-21) of 1998, the Safe, Accountable, Flexible, Efficient Transportation Act: A Legacy for Users (SAFETEA-LU) of 2005 and the Moving Ahead for Progress in the 21st Century Act of 2012 (MAP-21) allow States to assume certain responsibilities for the Federal Highway Administration in some National Environmental Policy Act approvals and in the design, construction, award and inspection of certain Federal-aid projects.

Section 106 of Title 23, Project Approval and Oversight, requires an agreement between the Secretary of Transportation and the State relating to the extent to which the State assumes nearly all FHWA responsibilities for projects under Title 23 for project development (plans, specifications, and estimates), contract awards, and inspections/final acceptance of Federal-aid highway projects. The FHWA Missouri Division and MoDOT updated the FHWA/MoDOT Stewardship and Oversight Agreement on April 15, 2015. The agreement outlines the basic oversight responsibilities and roles of the two agencies in administering the Federal-aid Program in Missouri. The following is a summation regarding oversight responsibilities.

Project Oversight Responsibilities

Project Oversight Responsibilities can be identified through FHWA's Risk-Based Stewardship and Oversight model. Risk-Based Project Stewardship and Oversight has three main components: 1) data-driven compliance assurance, i.e., the Compliance Assessment Program (CAP), 2) risk-based stewardship and oversight of Projects of Division Interest (PoDI) and 3) Projects of Corporate Interest (PoCI).

Compliance Assessment Program (CAP) – The purpose of the CAP is to provide reasonable assurance, at both the national and local level, that Federal-aid highway design and construction projects are in compliance with key federal requirements. This is accomplished through FHWA compliance reviews in the areas of Civil Rights, Contract Administration, Emergency Relief, Environment, Finance, Material Quality, Planning, Realty, and Work Zones. FHWA reviews will be coordinated with appropriate MoDOT staff, as necessary. Unless a CAP project is identified as a PoDI, MoDOT will assume oversight responsibility for all CAP projects.

Projects of Division Interest (PoDI) - FHWA's level of involvement (oversight) on PoDI's will vary by project, dependent upon identified risk elements specific to the individual projects. FHWA involvement on PoDI's will be developed based upon project specifics such as project complexity, cost, scope of work to be constructed, environmental constraints or commitments, impacts to traffic, additions or modification to interstate access, etc. On low risk projects, such as those of low complexity or with minimal traffic impacts, FHWA involvement may be limited to elements developed during preliminary design stages, while complex projects may require involvement throughout the design phase up to, and including, review and approval of the final Plans, Specifications, and Estimates. Construction risk will be assessed in much the same manner. Projects of low complexity or with minimal traffic impacts, may require a lesser level of FHWA involvement during construction, while complex projects may require involvement in all facets of the construction. FHWA involvement during both design and construction will be developed in coordination with MoDOT. A PoDI can be any project with Federal-aid whether administered by MoDOT or a Local Public Agency. MoDOT assumes oversight responsibility for all non-PoDI projects.

Projects of Corporate Interest (PoCI) – PoCI are a subset of PoDI that are so significant at a corporate level that FHWA assesses stewardship and oversight resource needs at a higher level. FHWA involvement on PoCI's may vary, depending on identified risks specific to the individual project. FHWA involvement during both design and construction will be developed in coordination with MoDOT.

Identification of CAP, PoDI, and PoCI Projects

CAP – Around April of each year, the project population for each FHWA Division Office will be randomly identified by FHWA HQ's Program Management Improvement Team and will include all Federal-aid projects authorized for construction or advance construction within the last 12 months.

PoDI – PoDI's are identified collaboratively by MoDOT and FHWA and have an elevated level of risk (threat or opportunity) to the agency's successful delivery of the federal highway program. In addition to regular amendments of MoDOT's Statewide

Transportation Improvement Program (STIP), MoDOT and the FHWA will conduct an annual review of the MoDOT STIP to identify the projects that will be administered as PoDI by the FHWA. CAP projects are eligible to be identified as PoDI.

PoCI – FHWA’s Missouri Division will identify potential PoCI. The list of potential PoCI will be vetted by FHWA’s leadership to identify the final list of PoCI.

Obligation of Funds

MoDOT will not submit requests for obligation of funds on any federal-aid construction project until the National Environmental Policy Act approval process has been completed, right of way clearance has been approved, and the projects for which federal funds are being requested are listed in the MoDOT Statewide Transportation Improvement Program.

Other Oversight Agreement Provisions

This agreement is made with the following understandings.

- MoDOT will administer all projects previously authorized prior to the effective date of this agreement under Certification Acceptance as though the projects were authorized under the provisions of this agreement.
- All non-Title 23 U.S.C. requirements will continue to be subject to the Federal Highway Administration project review, oversight, and approval.
- All projects on the National Highway System (interstate and non-interstate) will conform to MoDOT adopted design and construction standards as approved by the Federal Highway Administration. Amendments or revisions to these standards are subject to the Federal Highway Administration’s review and approval.
- All non-National Highway System projects shall be designed, constructed, operated and maintained in accordance with state laws; regulations; directives; and safety, design and construction standards.
- Federal Highway Administration will complete a final inspection and final acceptance on the Federal Highway Administration full-oversight projects. MoDOT assumes this responsibility for all other projects. MoDOT will take action to close projects in a timely manner.

- This agreement does not preclude the Federal Highway Administration from observing a federal-aid highway project under MoDOT responsibility, including those under a local public agency agreement, should the project contain unique features, if unusual circumstances arise, or should such projects be party to inclusion in joint agency MoDOT Quality Assurance Reviews or Federal Highway Administration Process Review and Evaluations.
- Federal Highway Administration and MoDOT enter into this agreement to conduct project oversight activities in accordance with the above stipulated agreement provisions. The effectiveness of these oversight responsibilities will be evaluated periodically and adjustments made upon mutual agreement.

Certification

It is hereby certified that MoDOT will follow all federal and state laws, regulations and directives for the design, construction, operation and maintenance of all federal-aid projects.

Section 9 – Transportation Improvement Programs (TIPS)

Missouri Metropolitan Planning Organizations (MPO) Transportation Improvement Programs (TIP)

The following TIPs, without modification, are incorporated into the STIP by reference:

Cape Girardeau, Missouri

Metropolitan Area

MPO: Southeast Metropolitan Planning Organization

MPO Approval: TBD

Governor Approval: TBD

FHWA and FTA Approval: TBD

TIP Fiscal Years: TBD

Jefferson City, Missouri

Metropolitan Area

MPO: Capital Area Metropolitan Planning Organization

MPO Approval: 04/16/2014

Governor Approval: 05/20/2014

FHWA and FTA Approval: 5/27/2014

TIP Fiscal Years: FY 2015-2018

Springfield, Missouri

Metropolitan Area

MPO: Ozarks Transportation Organization

MPO Approval: 08/21/2014

Governor Approval: 09/17/2014

FHWA and FTA Approval: 09/24/2014

TIP Fiscal Years: FY 2015-2018

Columbia, Missouri

Metropolitan Area

MPO: Columbia Area Transportation Study Organization

MPO Approval: 08/28/2014

Governor Approval: 09/17/2014

FHWA and FTA Approval: 09/19/2014

TIP Fiscal Years: FY 2015-2018

Joplin, Missouri

Metropolitan Area

MPO: Joplin Area Transportation Study Organization

MPO Approval: 09/25/2013

Governor Approval: 10/21/2013

FHWA and FTA Approval: 10/22/2013

TIP Fiscal Years: FY 2014-2017

St. Joseph, Missouri/Kansas

Metropolitan Area

MPO: St. Joseph Area Transportation Study Organization

MPO Approval: 06/27/2013

Governor Approval: 08/12/2013

FHWA and FTA Approval: 08/13/2013

TIP Fiscal Years: FY 2014-2017

Fayetteville-Springdale-Rogers AR-MO

Metropolitan Area

MPO: Northwest Arkansas Regional Planning Commission

MPO Approval: 08/22/2012

Governor Approval: 09/13/2012

FHWA and FTA Approval: 09/27/2012

TIP Fiscal Years: FY 2013-2016

Kansas City, Missouri/Kansas

Metropolitan Area

MPO: Mid-America Regional Council

MPO Approval: 10/22/2013

Governor Approval: 12/05/2013

FHWA and FTA Approval: 12/10/2013

TIP Fiscal Years: FY 2014-2018

St. Louis, Missouri/Illinois

Metropolitan Area

MPO: East-West Gateway Council of Governments

MPO Approval: 07/30/2014

Governor Approval: 09/17/2014

FHWA and FTA Approval: 09/19/2014

TIP Fiscal Years: FY 2015-2018

NOTES:

- (1) New TIPs are incorporated into the STIP as approved by FHWA/FTA.
- (2) Copies of Metropolitan Area TIPs can be obtained from the respective MPOs or MoDOT.

**Missouri Metropolitan Planning Organizations (MPO)
Key Officials Address List**

Metropolitan Area	MPO Designation	Key Official, Name, Address
Cape Girardeau	Southeast Metropolitan Planning Organization	Ms. Molly Hood Executive Director 401 Independence Cape Girardeau, MO 63703 Tel: 573-339-6327 Fax: 573-339-6303
Columbia	Columbia Area Transportation Study Organization	Mr. Tim Teddy Dir. of Planning & Development City of Columbia 701 East Broadway, City Building P.O. Box 6015 Columbia, MO 65205-6015 Tel.: 573-874-7239 Fax: 573-874-7546
Fayetteville-Springdale-Rogers AR-MO	Northwest Arkansas Regional Planning Commission	Mr. Jeff Hawkins Executive Director 1311 Clayton Street Springdale, AR 72762 Tel.: 479-751-7125 Fax: 479-751-7150
Jefferson City	Capital Area Metropolitan Planning Organization	Ms. Janice McMillan Director of Planning & Protective Services City of Jefferson 320 East McCarty St. Jefferson City, MO 65101-3198 Tel.: 573-634-6410 Fax: 573-634-6457

Metropolitan Area	MPO Designation	Key Official, Name, Address
Joplin	Joplin Area Transportation Study Organization	Mr. Troy Bolander Planning & Community Development Manager City of Joplin 602 South Main Street Joplin, MO 64801-2316 Tel.: 417-624-0820 ext 510 Fax: 417-625-4738
Kansas City	Mid-America Regional Council	Mr. David A. Warm Executive Director Mid-America Regional Council 600 Broadway, Suite 200 Kansas City, MO 64105-1659 Tel.: 816-474-4240 Fax: 816-421-7758
St. Joseph	St. Joseph Area Transportation Study Organization	Mr. Andy Clements Asst. Director of Public Works & Transportation City of St. Joseph City Hall 1100 Frederick Ave. St. Joseph, MO 64501-2377 Tel.: 816-271-4653 Fax: 816-271-5355
St. Louis	East-West Gateway Council of Governments	Mr. Jim Wild Interim Executive Director East-West Gateway Council of Governments One Memorial Dr., Suite 1600 St. Louis, MO 63102-2451 Tel.: 314-421-4220 Fax: 314-231-6120
Springfield	Ozarks Transportation Organization	Mrs. Sara Fields Executive Director Ozarks Transportation Organization 205 Park Central East, Suite. 205 Springfield, MO 65806-1308 Tel.: 417-865-3042 Fax: 417-862-6013