

MoDOT's Northwest District

PROJECT DESCRIPTION KEY

2019-2023 Highway and Bridge Construction Schedule

Construction contingency applied to construction cost in the year the project is awarded.

Three percent project growth factor compounded annually is applied to right-of-way and construction in program years 2, 3, 4, and 5.

No inflation is applied to the Funding From Other Sources (FFOS) or Payments.

Engineering includes PE costs, CE costs, and R/W incidentals.

County:	XX						Engineering:	99		9	0	0	0	0	0
Route:	XX						R/W:	0		0	99	0	0	0	0
Job No.:							Construction:	0		0	0	999	0	0	0
Length:	MPO: Fed: State: Local:														
Fund Cat:															
Sec Cat:	Award Date Anticipated Fed Cat:						FFOS:	0		0	0	99	0	0	0
TIP#:	Let With: Future Cost: Estimate Total:						Payments:	0		99	0	0	0	0	0

Dollars funded from other sources.

- Dollars for construction, utilities and contingency.

- Dollars for right-of-way (land acquisition).

- Dollars to be paid back for accelerating the project or payments to others.

- Dollars for engineering that include preliminary engineering, construction engineering and right-of-way incidentals.

^Anticipated Federal Funding Category:

CMAQ - Congestion Mitigation and Air Quality.

* Usually 80% Federal & 20% State funds.

Earmark - usually 80% Federal & 20% State funds.

NHFP - National Highway Freight Program.

* Usually 80% Federal & 20% State funds.

NHPP - National Highway Performance Program.

* Usually 80% Federal & 20% State funds.

* Sometimes 90% Federal & 10% State funds.

Safety - usually 90% Federal & 10% State funds.

State - No federal funds, state only funded.

STBG - Surface Transportation Block Grant program.

* Usually 80% Federal & 20% State funds.

(All Costs in Thousands)

***Primary Funding Category:**

Take Care of System
Statewide Interstate & Major Bridge
Safety
Statewide Safety
Flexible & Other
Amendment 3

****Secondary Funding Category:**

- Enhancements
- Low Type Resurfacing
- N - Ada Trans (ADA Transition Plan)
- Preventive Maint (Preventive Maintenance)
- Regional
- Rehab And Reconst (Rehabilitation and Reconstruction)
- Routine Maintenance
- Safety
- Systems Operations
- Thin Lift Overlay
- Urban Safety



2019-2023 Highway and Bridge Construction Schedule

Transportation Planning

P.O. Box 270
Jefferson City, MO 65102

Construction contingency applied to construction cost in the year the project is awarded.

Three percent project growth factor compounded annually is applied to right-of-way and construction costs in program years 2, 3, 4, and 5.

No inflation is applied to the Funding From Other Sources (FFOS) or Payments.

Engineering includes PE costs, CE costs and R/W incidentals.

Construction contingency applied to construction cost in the year the project is awarded. Three percent project growth factor compounded annually is applied to right-of-way and construction costs in program years 2, 3, 4, and 5. No inflation is applied to the Funding From Other Sources (FFOS) or Payments. Engineering includes PE costs, CE costs and R/W incidentals.												STATE FISCAL YEAR PROJECT BUDGETING					
												Prior Prog.	7/2018-	7/2019-	7/2020-	7/2021-	7/2022-
													6/2019	6/2020	6/2021	6/2022	6/2023
County: Andrew	Pavement resurfacing from the I-29 interchange, north of St. Joseph, to 22nd Street (Rte. 371). Excludes bridge along Missouri River in St. Joseph.					Engineering:	5	68	113	451	0	0					
Route: IS 229						R/W:	0	0	0	0	0	0					
Job No.: 113233						Construction:	0	0	0	6,272	0	0					
Length: 10.97	MPO: Y						FFOS:	0	0	0	0	0					
Fund Cat: Statewide Interstate And Major Bridge			AC-State: 6,213	State: 691	Local: 0	Payments:	0	0	0	0	0	0					
Sec Cat: Rehab And Reconst	Awd Date: 2021	Anticipated Fed Cat: NHPP															
TIP #: 	Let With: 	Future Cost: 0		Estimate Total: 6,909													
County: Andrew	Job Order Contracting for pavement repair from Rte. K to Platte County line. Includes I-229 in Andrew and Buchanan Counties.					Engineering:	0	23	0	0	0	0					
Route: IS 29						R/W:	0	0	0	0	0	0					
Job No.: 013005C						Construction:	0	250	0	0	0	0					
Length: 44.04	MPO: Y						FFOS:	0	0	0	0	0					
Fund Cat: Statewide Interstate And Major Bridge			AC-State: 245	State: 28	Local: 0	Payments:	0	0	0	0	0	0					
Sec Cat: Preventive Maint	Awd Date: Spring 19	Anticipated Fed Cat: NHPP															
TIP #: 	Let With: 	Future Cost: 0		Estimate Total: 273													
County: Andrew	Bridge replacement over Hopkins Creek, 0.2 mile south of Rte. T near Amazonia. Project involves twin bridges A1293.					Engineering:	184	314	469	0	0	0					
Route: IS 29						R/W:	0	10	0	0	0	0					
Job No.: 113109						Construction:	0	0	5,012	0	0	0					
Length: 0.07	MPO: N						FFOS:	0	0	0	0	0					
Fund Cat: Statewide Interstate And Major Bridge			Fed: 4,644	State: 1,161	Local: 0	Payments:	0	0	0	0	0	0					
Sec Cat: Rehab And Reconst	Awd Date: Fall 19	Anticipated Fed Cat: NHPP															
TIP #: BP-2018-02	Let With: 	Future Cost: 0		Estimate Total: 5,989													
County: Andrew	Bridge rehabilitation on bridge over Rte. T, near Amazonia. Project involves twin bridges A1292.					Engineering:	0	15	25	79	0	0					
Route: IS 29						R/W:	0	0	0	0	0	0					
Job No.: 113241						Construction:	0	0	0	1,061	0	0					
Length: 0.02	MPO: N						FFOS:	0	0	0	0	0					
Fund Cat: Taking Care Of System			Fed: 944	State: 236	Local: 0	Payments:	0	0	0	0	0	0					
Sec Cat: Preventive Maint	Awd Date: 2021	Anticipated Fed Cat: NHPP															
TIP #: 	Let With: 	Future Cost: 0		Estimate Total: 1,180													
County: Andrew	Bridge replacement over Agee Creek, 2 miles east of Rte. D near Whitesville. Project involves bridge K0085.					Engineering:	15	37	50	0	0	0					
Route: MO 48						R/W:	0	5	0	0	0	0					
Job No.: 1S3133						Construction:	0	0	520	0	0	0					
Length: 0.10	MPO: N						FFOS:	0	0	0	0	0					
Fund Cat: Taking Care Of System			Fed: 490	State: 122	Local: 0	Payments:	0	0	0	0	0	0					
Sec Cat: Rehab And Reconst	Awd Date: Summer 19	Anticipated Fed Cat: NHPP															
TIP #: 	Let With: 	Future Cost: 0		Estimate Total: 627													

* Subject to the approval of the Transportation Improvement Program by the governing Metropolitan Planning Organization.

May-24-2018

Section 4 - 1

District Northwest

Dollars in Thousands



2019-2023 Highway and Bridge Construction Schedule

Transportation Planning

P.O. Box 270
Jefferson City, MO 65102

Construction contingency applied to construction cost in the year the project is awarded.

Three percent project growth factor compounded annually is applied to right-of-way and construction costs in program years 2, 3, 4, and 5.

No inflation is applied to the Funding From Other Sources (FFOS) or Payments.

Engineering includes PE costs, CE costs and R/W incidentals.

Construction contingency applied to construction cost in the year the project is awarded. Three percent project growth factor compounded annually is applied to right-of-way and construction costs in program years 2, 3, 4, and 5. No inflation is applied to the Funding From Other Sources (FFOS) or Payments. Engineering includes PE costs, CE costs and R/W incidentals.							STATE FISCAL YEAR PROJECT BUDGETING					
							Prior Prog.	7/2018- 6/2019	7/2019- 6/2020	7/2020- 6/2021	7/2021- 6/2022	7/2022- 6/2023
County: Andrew Route: US 59 Job No.: 1S3190 Length: 10.45 MPO: Y Fund Cat: Taking Care Of System Sec Cat: Preventive Maint Awd Date: Winter 19 Anticipated Fed Cat: NHPP TIP #: RR-2018-06 Let With: 1S3189 Future Cost: 0 Estimate Total: 1,256	Pavement preservation treatment from Rte. 71 to Market Street in Savannah, and on the southbound lanes from Market Street to Savannah city limits, and in the northbound lanes from Market Street to I-29.						Engineering: 15 R/W: 0 Construction: 0 FFOS: 0 Payments: 0	89 0 1,152 0 0	0 0 0 0 0	0 0 0 0 0	0 0 0 0 0	
County: Andrew Route: US 59 Job No.: 1S3251 Length: 0.05 MPO: N Fund Cat: Taking Care Of System Sec Cat: Rehab And Reconst Awd Date: 2021 Anticipated Fed Cat: STBG TIP #: Let With: Future Cost: 0 Estimate Total: 523	Bridge rehabilitation over I-29, 1.2 miles south of the Nodaway River, near Savannah. Project involves bridge A1288.						Engineering: 0 R/W: 0 Construction: 0 FFOS: 0 Payments: 0	3 0 0 0 0	8 0 0 0 0	35 0 477 0 0	0 0 0 0 0	
County: Andrew Route: BU 71 Job No.: 1S3189 Length: 5.12 MPO: Y Fund Cat: Taking Care Of System Sec Cat: Thin Lift Overlay Awd Date: Winter 19 Anticipated Fed Cat: STBG TIP #: RR-2018-07 Let With: 1S3190 Future Cost: 0 Estimate Total: 1,430	Pavement resurfacing of the southbound lanes from south city limits of Savannah to I-29 north of St. Joseph. Project includes shoulder repairs to northbound and southbound lanes.						Engineering: 18 R/W: 0 Construction: 0 FFOS: 0 Payments: 0	100 0 1,312 0 0	0 0 0 0 0	0 0 0 0 0	0 0 0 0 0	
County: Andrew Route: RT DD Job No.: 1S3171 Length: 7.61 MPO: Y Fund Cat: Taking Care Of System Sec Cat: Low Type Resurfacing Awd Date: Fall 19 Anticipated Fed Cat: STBG TIP #: RR-2018-08 Let With: Future Cost: 0 Estimate Total: 762	Pavement resurfacing from Rte. T, in Savannah, to Rte. 59 in Country Club Village.						Engineering: 3 R/W: 0 Construction: 0 FFOS: 0 Payments: 0	17 0 0 0 0	54 0 688 0 0	0 0 0 0 0	0 0 0 0 0	
County: Andrew Route: RT O Job No.: 1S0559 Length: 0.15 MPO: N Fund Cat: Taking Care Of System Sec Cat: Rehab And Reconst Awd Date: Summer 18 Anticipated Fed Cat: NHPP TIP #: Let With: Future Cost: 0 Estimate Total: 1,891	Bridge replacement and add guardrail over the Platte River, 1.5 miles west of Rte. Z near Cosby. Project involves bridge N0868.						Engineering: 429 R/W: 16 Construction: 0 FFOS: 0 Payments: 0	99 0 1,347 0 0	0 0 0 0 0	0 0 0 0 0	0 0 0 0 0	

* Subject to the approval of the Transportation Improvement Program by the governing Metropolitan Planning Organization.

May-24-2018

Section 4 - 2

District Northwest

Dollars in Thousands



2019-2023 Highway and Bridge Construction Schedule

Transportation Planning

P.O. Box 270
Jefferson City, MO 65102

Construction contingency applied to construction cost in the year the project is awarded.

Three percent project growth factor compounded annually is applied to right-of-way and construction costs in program years 2, 3, 4, and 5.

No inflation is applied to the Funding From Other Sources (FFOS) or Payments.

Engineering includes PE costs, CE costs and R/W incidentals.

Construction contingency applied to construction cost in the year the project is awarded. Three percent project growth factor compounded annually is applied to right-of-way and construction costs in program years 2, 3, 4, and 5. No inflation is applied to the Funding From Other Sources (FFOS) or Payments. Engineering includes PE costs, CE costs and R/W incidentals.												STATE FISCAL YEAR PROJECT BUDGETING						
												Prior Prog.	7/2018- 6/2019	7/2019- 6/2020	7/2020- 6/2021	7/2021- 6/2022	7/2022- 6/2023	
County: Andrew	Pavement resurfacing from Rte. DD, in Savannah, to end of route.											Engineering:	0	25	62	0	0	0
Route: RT T												R/W:	0	0	0	0	0	0
Job No.: 1S3248												Construction:	0	0	786	0	0	0
Length: 10.09	MPO: Y											FFOS:	0	0	0	0	0	0
Fund Cat: Taking Care Of System	AC-State: 699 State: 174 Local: 0										Payments:	0	0	0	0	0	0	
Sec Cat: Low Type Resurfacing	Awd Date: Fall 19	Anticipated Fed Cat: STBG																
TIP #: 	Let With: 	Future Cost: 0 Estimate Total: 873																
County: Atchison	Bridge replacement and add guardrail over Mill Creek, 1 mile south of Rte. Z near											Engineering:	243	100	0	0	0	0
Route: MO 111	Corning. Project involves bridge X0172.											R/W:	10	0	0	0	0	0
Job No.: 1S3055												Construction:	0	1,319	0	0	0	0
Length: 0.05	MPO: N	Fed: 1,135 State: 284 Local: 0										FFOS:	0	0	0	0	0	0
Fund Cat: Taking Care Of System	Anticipated Fed Cat: NHPP										Payments:	0	0	0	0	0	0	
Sec Cat: Rehab And Reconst	Awd Date: Summer 18	Future Cost: 0 Estimate Total: 1,672																
TIP #: 	Let With: 																	
County: Atchison	Pavement improvements from I-29, in Rock Port, to Rte. O near Tarkio.											Engineering:	5	31	132	0	0	0
Route: US 136												R/W:	0	0	0	0	0	0
Job No.: 1P3193												Construction:	0	0	1,751	0	0	0
Length: 11.44	MPO: N	AC-State: 1,532 State: 382 Local: 0										FFOS:	0	0	0	0	0	0
Fund Cat: Taking Care Of System	Anticipated Fed Cat: NHPP										Payments:	0	0	0	0	0	0	
Sec Cat: Low Type Resurfacing	Awd Date: Summer 19	Future Cost: 0 Estimate Total: 1,919																
TIP #: 	Let With: 																	
County: Atchison	Job Order Contracting for pavement repair from the Iowa State line to Rte. K in Andrew											Engineering:	0	23	0	0	0	0
Route: IS 29	County.											R/W:	0	0	0	0	0	0
Job No.: 0I3005B												Construction:	0	250	0	0	0	0
Length: 63.97	MPO: N	AC-State: 245 State: 28 Local: 0										FFOS:	0	0	0	0	0	0
Fund Cat: Statewide Interstate And Major Bridge	Anticipated Fed Cat: NHPP										Payments:	0	0	0	0	0	0	
Sec Cat: Preventive Maint	Awd Date: Spring 19	Future Cost: 0 Estimate Total: 273																
TIP #: 	Let With: 																	
County: Atchison	Bridge rehabilitation over the Nishnabotna River, 1 mile south of the Iowa State line.											Engineering:	6	83	105	308	0	0
Route: IS 29	Involves twin bridges A2369.											R/W:	0	0	0	0	0	0
Job No.: 1I3110												Construction:	0	0	0	4,437	0	0
Length: 0.25	MPO: N	Fed: 3,947 State: 986 Local: 0										FFOS:	0	0	0	0	0	0
Fund Cat: Taking Care Of System	Anticipated Fed Cat: NHPP										Payments:	0	0	0	0	0	0	
Sec Cat: Rehab And Reconst	Awd Date: 2021	Future Cost: 0 Estimate Total: 4,939																
TIP #: 	Let With: 																	

* Subject to the approval of the Transportation Improvement Program by the governing Metropolitan Planning Organization.

May-24-2018

Section 4 - 3

District Northwest

Dollars in Thousands



2019-2023 Highway and Bridge Construction Schedule

Transportation Planning

P.O. Box 270
Jefferson City, MO 65102

Construction contingency applied to construction cost in the year the project is awarded.

Three percent project growth factor compounded annually is applied to right-of-way and construction costs in program years 2, 3, 4, and 5.

No inflation is applied to the Funding From Other Sources (FFOS) or Payments.

Engineering includes PE costs, CE costs and R/W incidentals.

Construction contingency applied to construction cost in the year the project is awarded. Three percent project growth factor compounded annually is applied to right-of-way and construction costs in program years 2, 3, 4, and 5. No inflation is applied to the Funding From Other Sources (FFOS) or Payments. Engineering includes PE costs, CE costs and R/W incidentals.							STATE FISCAL YEAR PROJECT BUDGETING					
							Prior Prog.	7/2018- 6/2019	7/2019- 6/2020	7/2020- 6/2021	7/2021- 6/2022	7/2022- 6/2023
County: Atchison Route: I-29 Job No.: 113238 Length: 0.00 MPO: Y Fund Cat: Safety (Statewide) Sec Cat: Safety TIP #: Let With: Awd Date: Spring 19 Anticipated Fed Cat: Safety Future Cost: 0 Estimate Total: 376	Add signs for wrong way movements at various ramp locations. Andrew, Atchison, Buchanan, and Holt Counties.						Engineering: 5	29	0	0	0	0
							R/W: 0	0	0	0	0	0
							Construction: 0	342	0	0	0	0
							FFOS: 0	0	0	0	0	0
							Payments: 0	0	0	0	0	0
County: Atchison Route: RT J Job No.: 1S3054 Length: 0.09 MPO: N Fund Cat: Taking Care Of System Sec Cat: Rehab And Reconst TIP #: Let With: Awd Date: Winter 19 Anticipated Fed Cat: NHPP Future Cost: 0 Estimate Total: 1,770	Bridge replacement and add guardrail over the Tarkio River, 0.6 mile east Rte. 59 near Fairfax. Project involves bridge L0447.						Engineering: 119	146	0	0	0	
							R/W: 0	5	0	0	0	0
							Construction: 0	1,500	0	0	0	0
							FFOS: 0	0	0	0	0	0
							Payments: 0	0	0	0	0	0
County: Atchison Route: RT U Job No.: 1S3204 Length: 0.02 MPO: N Fund Cat: Taking Care Of System Sec Cat: Rehab And Reconst TIP #: Let With: Awd Date: Fall 19 Anticipated Fed Cat: NHPP Future Cost: 0 Estimate Total: 340	Bridge rehabilitation over Drainage Ditch, 1.3 miles south of Rte. 136 near Phelps City. Project involves bridge R0475.						Engineering: 2	10	24	0	0	
							R/W: 0	0	0	0	0	0
							Construction: 0	0	304	0	0	0
							FFOS: 0	0	0	0	0	0
							Payments: 0	0	0	0	0	0
County: Buchanan Route: MO 116 Job No.: 1S3129 Length: 0.12 MPO: N Fund Cat: Taking Care Of System Sec Cat: Rehab And Reconst TIP #: Let With: Awd Date: Winter 19 Anticipated Fed Cat: NHPP Future Cost: 0 Estimate Total: 1,723	Bridge replacement and add guardrail over I-29, 1 mile east of Rte. 371 near Faucett. Project involves bridge A0074.						Engineering: 126	162	0	0	0	
							R/W: 0	10	0	0	0	0
							Construction: 0	1,425	0	0	0	0
							FFOS: 0	0	0	0	0	0
							Payments: 0	0	0	0	0	0
County: Buchanan Route: US 169 Job No.: 1S3195B Length: 24.26 MPO: Y Fund Cat: Taking Care Of System Sec Cat: Preventive Maint TIP #: Let With: AC-State: 467 State: 117 Local: 0 Awd Date: 2020 Anticipated Fed Cat: NHPP Future Cost: 0 Estimate Total: 584	Pavement preservation treatment from Rte. FF, in St. Joseph, to the Clay County line.						Engineering: 0	35	48	0	0	
							R/W: 0	0	0	0	0	0
							Construction: 0	0	501	0	0	0
							FFOS: 0	0	0	0	0	0
							Payments: 0	0	0	0	0	0

* Subject to the approval of the Transportation Improvement Program by the governing Metropolitan Planning Organization.

May-24-2018

Section 4 - 4

District Northwest

Dollars in Thousands



2019-2023 Highway and Bridge Construction Schedule

Transportation Planning

P.O. Box 270
Jefferson City, MO 65102

Construction contingency applied to construction cost in the year the project is awarded.

Three percent project growth factor compounded annually is applied to right-of-way and construction costs in program years 2, 3, 4, and 5.

No inflation is applied to the Funding From Other Sources (FFOS) or Payments.

Engineering includes PE costs, CE costs and R/W incidentals.

Construction contingency applied to construction cost in the year the project is awarded. Three percent project growth factor compounded annually is applied to right-of-way and construction costs in program years 2, 3, 4, and 5. No inflation is applied to the Funding From Other Sources (FFOS) or Payments. Engineering includes PE costs, CE costs and R/W incidentals.							STATE FISCAL YEAR PROJECT BUDGETING						
							Prior Prog.	7/2018- 6/2019	7/2019- 6/2020	7/2020- 6/2021	7/2021- 6/2022	7/2022- 6/2023	
County: Buchanan	Pavement resurfacing on the Belt Highway from Rochester Road to Mitchell Avenue in St. Joseph.						Engineering:	0	20	35	124	0	0
Route: US 169							R/W:	0	0	0	0	0	0
Job No.: 1S3249							Construction:	0	0	0	1,767	0	0
Length: 3.47	MPO: Y							FFOS:	0	0	0	0	0
Fund Cat: Taking Care Of System	Fed: 1,557 State: 389 Local: 0						Payments:	0	0	0	0	0	0
Sec Cat: Thin Lift Overlay	Awd Date: 2021	Anticipated Fed Cat: NHPP											
TIP #: Let With:	Future Cost: 0 Estimate Total: 1,946												
County: Buchanan	Pavement resurfacing from Mitchell Avenue To Rte. FF in St. Joseph.						Engineering:	0	5	15	28	130	0
Route: US 169							R/W:	0	0	0	0	0	0
Job No.: 1S3257							Construction:	0	0	0	0	1,952	0
Length: 3.19	MPO: Y							FFOS:	0	0	0	0	0
Fund Cat: Taking Care Of System	AC-State: 1,704 State: 426 Local: 0						Payments:	0	0	0	0	0	0
Sec Cat: Thin Lift Overlay	Awd Date: 2022	Anticipated Fed Cat: NHPP											
TIP #: Let With:	Future Cost: 0 Estimate Total: 2,130												
County: Buchanan	Pavement resurfacing from 1.5 miles south of Rte. O to Platte County line near Dearborn.						Engineering:	11	85	291	0	0	0
Route: IS 29							R/W:	0	0	0	0	0	0
Job No.: 1I3183							Construction:	0	0	4,033	0	0	0
Length: 8.86	MPO: Y							FFOS:	0	0	0	0	0
Fund Cat: Statewide Interstate And Major Bridge	AC-State: 3,968 State: 441 Local: 0						Payments:	0	0	0	0	0	0
Sec Cat: Rehab And Reconst	Awd Date: Fall 19	Anticipated Fed Cat: NHPP											
TIP #: RR-2018-02	Let With:	Future Cost: 0 Estimate Total: 4,420											
County: Buchanan	Pavement resurfacing from Missouri River bridge to 0.75 mile east of Rte. AC in St. Joseph.						Engineering:	22	42	71	325	0	0
Route: US 36							R/W:	0	0	0	0	0	0
Job No.: 1P0862							Construction:	0	0	0	4,569	0	0
Length: 5.68	MPO: Y							FFOS:	0	0	0	0	0
Fund Cat: Taking Care Of System	Fed: 4,006 State: 1,001 Local: 0						Payments:	0	0	0	0	0	0
Sec Cat: Rehab And Reconst	Awd Date: 2021	Anticipated Fed Cat: NHPP											
TIP #: Let With:	Future Cost: 0 Estimate Total: 5,029												
County: Buchanan	Bridge rehabilitation over I-229 and 6th Street in St. Joseph. Project involves bridge L0319.						Engineering:	60	134	0	0	0	0
Route: US 36							R/W:	0	0	0	0	0	0
Job No.: 1P3120							Construction:	0	1,632	0	0	0	0
Length: 0.23	MPO: Y							FFOS:	0	0	0	0	0
Fund Cat: Statewide Interstate And Major Bridge	Fed: 1,414 State: 352 Local: 0						Payments:	0	0	0	0	0	0
Sec Cat: Rehab And Reconst	Awd Date: Fall 18	Anticipated Fed Cat: NHPP											
TIP #: BP-2017-01	Let With:	Future Cost: 0 Estimate Total: 1,826											

* Subject to the approval of the Transportation Improvement Program by the governing Metropolitan Planning Organization.

May-24-2018

Section 4 - 5

District Northwest

Dollars in Thousands



2019-2023 Highway and Bridge Construction Schedule

Transportation Planning

P.O. Box 270
Jefferson City, MO 65102

Construction contingency applied to construction cost in the year the project is awarded.

Three percent project growth factor compounded annually is applied to right-of-way and construction costs in program years 2, 3, 4, and 5.

No inflation is applied to the Funding From Other Sources (FFOS) or Payments.

Engineering includes PE costs, CE costs and R/W incidentals.

						STATE FISCAL YEAR PROJECT BUDGETING					
						Prior Prog.	7/2018-6/2019	7/2019-6/2020	7/2020-6/2021	7/2021-6/2022	7/2022-6/2023
County:	Buchanan	Pavement resurfacing, add rumblestrips, and upgrade guardrail from Rte. 752, in St. Joseph, to Platte County line. \$500,000 Open Container funds.				Engineering:	78	212	0	0	0
Route:	MO 371					R/W:	0	0	0	0	0
Job No.:	1S3076					Construction:	0	2,703	0	0	0
Length:	13.04	MPO:	Y			FFOS:	0	500	0	0	0
Fund Cat:	Taking Care Of System	Fed:	2,332	State:	583	Local:	0				
Sec Cat:	Rehab And Reconst	Awd Date:	Summer 18	Anticipated Fed Cat:	STBG	Payments:	0	0	0	0	0
TIP #:	Let With: 1S3153	Future Cost:	0	Estimate Total:	2,993						
County:	Buchanan	Pavement resurfacing and upgrade guardrail from Rte. 752 in St. Joseph to north of Rte. 45 intersection near Rushville.				Engineering:	51	294	0	0	0
Route:	US 59					R/W:	0	0	0	0	0
Job No.:	1P3188					Construction:	0	2,918	0	0	0
Length:	14.62	MPO:	Y			FFOS:	0	0	0	0	0
Fund Cat:	Taking Care Of System	AC-State:	2,569	State:	643	Local:	0				
Sec Cat:	Thin Lift Overlay	Awd Date:	Fall 18	Anticipated Fed Cat:	NHPP	Payments:	0	0	0	0	0
TIP #:	RR-2018-04 Let With:	Future Cost:	0	Estimate Total:	3,263						
County:	Buchanan	Pavement resurfacing from Rte. AC, in St. Joseph, to Rte. 31 near Clarksdale.				Engineering:	16	63	164	0	0
Route:	MO 6					R/W:	0	0	0	0	0
Job No.:	1P3072					Construction:	0	0	1,978	0	0
Length:	11.06	MPO:	Y			FFOS:	0	0	0	0	0
Fund Cat:	Taking Care Of System	Fed:	1,764	State:	441	Local:	0				
Sec Cat:	Thin Lift Overlay	Awd Date:	Fall 19	Anticipated Fed Cat:	STBG	Payments:	0	0	0	0	0
TIP #:	RR-2018-09 Let With:	Future Cost:	0	Estimate Total:	2,221						
County:	Buchanan	Pavement resurfacing from Rte. 169 to Rte. 116 near Gower.				Engineering:	2	15	48	0	0
Route:	RT E					R/W:	0	0	0	0	0
Job No.:	1S3196					Construction:	0	0	654	0	0
Length:	8.57	MPO:	N			FFOS:	0	0	0	0	0
Fund Cat:	Taking Care Of System	AC-State:	573	State:	144	Local:	0				
Sec Cat:	Low Type Resurfacing	Awd Date:	Fall 19	Anticipated Fed Cat:	STBG	Payments:	0	0	0	0	0
TIP #:	Let With:	Future Cost:	0	Estimate Total:	719						
County:	Buchanan	Pavement resurfacing from Rte. 371, near Faucett, to Rte. 169 in Gower.				Engineering:	5	18	76	0	0
Route:	RT H					R/W:	0	0	0	0	0
Job No.:	1S3197					Construction:	0	0	1,030	0	0
Length:	13.92	MPO:	Y			FFOS:	0	0	0	0	0
Fund Cat:	Taking Care Of System	AC-State:	899	State:	225	Local:	0				
Sec Cat:	Low Type Resurfacing	Awd Date:	Fall 19	Anticipated Fed Cat:	STBG	Payments:	0	0	0	0	0
TIP #:	RR-2018-10 Let With:	Future Cost:	0	Estimate Total:	1,129						

* Subject to the approval of the Transportation Improvement Program by the governing Metropolitan Planning Organization.

May-24-2018

Section 4 - 6

District Northwest

Dollars in Thousands



2019-2023 Highway and Bridge Construction Schedule

Transportation Planning

P.O. Box 270
Jefferson City, MO 65102

Construction contingency applied to construction cost in the year the project is awarded.

Three percent project growth factor compounded annually is applied to right-of-way and construction costs in program years 2, 3, 4, and 5.

No inflation is applied to the Funding From Other Sources (FFOS) or Payments.

Engineering includes PE costs, CE costs and R/W incidentals.

						STATE FISCAL YEAR PROJECT BUDGETING					
						Prior Prog.	7/2018- 6/2019	7/2019- 6/2020	7/2020- 6/2021	7/2021- 6/2022	7/2022- 6/2023
County:	Buchanan	Bridge rehabilitation and update guardrail on various bridge ramps on I-229, Rte. 36, Rte. 752, and Rte. 759 in St. Joseph. Project involves bridges A0887, A2232, A2233, A2234, A2235, A3849, A3850 and A3147.				Engineering:	25	120	0	0	0
Route:	RP IS229N TO					R/W:	0	0	0	0	0
Job No.:	MO759N					Construction:	0	1,456	0	0	0
Length:	0.71	MPO:	Y			FFOS:	0	0	0	0	0
Fund Cat:	Taking Care Of System	Fed:	1,261	State:	315	Local:	0				
Sec Cat:	Rehab And Reconst	Awd Date:	Fall 18	Anticipated Fed Cat:	NHPP	Payments:	0	0	0	0	0
TIP #:	Let With:	Future Cost:	0	Estimate Total:	1,601						
County:	Buchanan	Pavement resurfacing from east of Belt Highway to Riverside Road in St. Joseph.				Engineering:	2	5	10	22	0
Route:	RT YY					R/W:	0	0	0	0	0
Job No.:	IS3222					Construction:	0	0	0	265	0
Length:	1.88	MPO:	Y			FFOS:	0	0	0	0	0
Fund Cat:	Taking Care Of System	AC-State:	242	State:	60	Local:	0				
Sec Cat:	Thin Lift Overlay	Awd Date:	2021	Anticipated Fed Cat:	STBG	Payments:	0	0	0	0	0
TIP #:	Let With:	Future Cost:	0	Estimate Total:	304						
County:	Caldwell	Pavement preservation treatment from Rte. D to Rte. A in Braymer. Except within the city limits of Polo.				Engineering:	0	10	29	0	0
Route:	MO 116					R/W:	0	0	0	0	0
Job No.:	IS3195C					Construction:	0	0	366	0	0
Length:	18.41	MPO:	N			FFOS:	0	0	0	0	0
Fund Cat:	Taking Care Of System	AC-State:	324	State:	81	Local:	0				
Sec Cat:	Preventive Maint	Awd Date:	2020	Anticipated Fed Cat:	STBG	Payments:	0	0	0	0	0
TIP #:	Let With:	Future Cost:	0	Estimate Total:	405						
County:	Caldwell	Pavement resurfacing, pavement repair and upgrade guardrail in the westbound lanes from Rte. 13 to the Livingston County line, near Hamilton.				Engineering:	75	20	250	0	0
Route:	US 36					R/W:	0	0	0	0	0
Job No.:	1P3165					Construction:	0	0	3,584	0	0
Length:	13.16	MPO:	N			FFOS:	0	0	0	0	0
Fund Cat:	Taking Care Of System	Fed:	3,083	State:	771	Local:	0				
Sec Cat:	Thin Lift Overlay	Awd Date:	Fall 19	Anticipated Fed Cat:	NHPP	Payments:	0	0	0	0	0
TIP #:	Let With:	Future Cost:	0	Estimate Total:	3,929						
County:	Carroll	Bridge rehabilitation over the Missouri River overflow, 1.9 miles north of Missouri River near Carrollton. Project involves bridge A2619.				Engineering:	8	28	0	0	0
Route:	US 24					R/W:	0	0	0	0	0
Job No.:	1P3175					Construction:	0	344	0	0	0
Length:	0.02	MPO:	N			FFOS:	0	0	0	0	0
Fund Cat:	Taking Care Of System	Fed:	297	State:	75	Local:	0				
Sec Cat:	Rehab And Reconst	Awd Date:	Summer 18	Anticipated Fed Cat:	NHPP	Payments:	0	0	0	0	0
TIP #:	Let With:	1P3176, 1P3177, 1P3178	Future Cost:	0	Estimate Total:	380					

* Subject to the approval of the Transportation Improvement Program by the governing Metropolitan Planning Organization.

May-24-2018

Section 4 - 7

District Northwest

Dollars in Thousands



2019-2023 Highway and Bridge Construction Schedule

Transportation Planning

P.O. Box 270
Jefferson City, MO 65102

Construction contingency applied to construction cost in the year the project is awarded.

Three percent project growth factor compounded annually is applied to right-of-way and construction costs in program years 2, 3, 4, and 5.

No inflation is applied to the Funding From Other Sources (FFOS) or Payments.

Engineering includes PE costs, CE costs and R/W incidentals.

Construction contingency applied to construction cost in the year the project is awarded. Three percent project growth factor compounded annually is applied to right-of-way and construction costs in program years 2, 3, 4, and 5. No inflation is applied to the Funding From Other Sources (FFOS) or Payments. Engineering includes PE costs, CE costs and R/W incidentals.							STATE FISCAL YEAR PROJECT BUDGETING					
							Prior Prog.	7/2018- 6/2019	7/2019- 6/2020	7/2020- 6/2021	7/2021- 6/2022	7/2022- 6/2023
County: Carroll Route: US 24 Job No.: 1P3176 Length: 0.12 MPO: N Fund Cat: Taking Care Of System Sec Cat: Rehab And Reconst Awd Date: Summer 18 TIP #: Let With: 1P3177, 1P3178, 1P3175	Bridge rehabilitation over Wakenda Creek, 0.5 mile north of Rte. 10 near Carrollton. Project involves bridge A2906. Fed: 1,273 State: 317 Local: 0 Anticipated Fed Cat: NHPP Future Cost: 0 Estimate Total: 1,618					Engineering: 28 R/W: 0 Construction: 0 FFOS: 0 Payments: 0	109 0 1,481 0 0	0 0 0 0 0	0 0 0 0 0	0 0 0 0 0		
County: Carroll Route: US 24 Job No.: 2P2211 Length: 17.44 MPO: N Fund Cat: Taking Care Of System Sec Cat: Thin Lift Overlay Awd Date: 2020 TIP #: Let With:	Pavement resurfacing, add shoulders, and upgrade guardrail from 1.9 miles east of Rte. 41, near Dewitt, to Rte. 5 in Keytesville. \$175,000 Open Container funds. Fed: 4,043 State: 1,010 Local: 0 Anticipated Fed Cat: NHPP Future Cost: 0 Estimate Total: 5,211					Engineering: 158 R/W: 0 Construction: 0 FFOS: 0 Payments: 0	22 0 0 0 0	324 0 4,707 175 0	0 0 0 0 0	0 0 0 0 0		
County: Carroll Route: US 65 Job No.: 1P3147 Length: 0.29 MPO: N Fund Cat: Taking Care Of System Sec Cat: Preventive Maint Awd Date: Summer 18 TIP #: Let With:	Bridge rehabilitation and add guardrail on various bridges in Carroll, Daviess, Livingston and Linn Counties. Project involves bridges H0614, F0097, G0862, and A2053. Fed: 739 State: 185 Local: 0 Anticipated Fed Cat: NHPP Future Cost: 0 Estimate Total: 944					Engineering: 20 R/W: 0 Construction: 0 FFOS: 0 Payments: 0	69 0 855 0 0	0 0 0 0 0	0 0 0 0 0	0 0 0 0 0		
County: Carroll Route: RT E Job No.: 1S3207 Length: 0.04 MPO: N Fund Cat: Taking Care Of System Sec Cat: Rehab And Reconst Awd Date: 2022 TIP #: Let With:	Bridge replacement over Turkey Creek, 0.8 mile east of Rte. D near Norborne. Project involves bridge L0181. Fed: 692 State: 172 Local: 0 Anticipated Fed Cat: NHPP Future Cost: 0 Estimate Total: 866					Engineering: 2 R/W: 0 Construction: 0 FFOS: 0 Payments: 0	1 0 0 0 0	16 0 0 0 0	59 0 0 0 0	56 0 732 0 0		
County: Carroll Route: RT E Job No.: 1S3208 Length: 0.01 MPO: N Fund Cat: Taking Care Of System Sec Cat: Rehab And Reconst Awd Date: 2022 TIP #: Let With:	Bridge replacement over Lost Creek, 0.9 mile east of Rte. OO near Carrollton. Project involves bridge L0184. Fed: 372 State: 92 Local: 0 Anticipated Fed Cat: NHPP Future Cost: 0 Estimate Total: 466					Engineering: 2 R/W: 0 Construction: 0 FFOS: 0 Payments: 0	1 0 0 0 0	12 0 0 0 0	28 6 0 0 0	29 0 388 0 0		

* Subject to the approval of the Transportation Improvement Program by the governing Metropolitan Planning Organization.

May-24-2018

Section 4 - 8

District Northwest

Dollars in Thousands



2019-2023 Highway and Bridge Construction Schedule

Transportation Planning

P.O. Box 270
Jefferson City, MO 65102

Construction contingency applied to construction cost in the year the project is awarded.

Three percent project growth factor compounded annually is applied to right-of-way and construction costs in program years 2, 3, 4, and 5.

No inflation is applied to the Funding From Other Sources (FFOS) or Payments.

Engineering includes PE costs, CE costs and R/W incidentals.

Construction contingency applied to construction cost in the year the project is awarded. Three percent project growth factor compounded annually is applied to right-of-way and construction costs in program years 2, 3, 4, and 5. No inflation is applied to the Funding From Other Sources (FFOS) or Payments. Engineering includes PE costs, CE costs and R/W incidentals.							STATE FISCAL YEAR PROJECT BUDGETING					
							Prior Prog.	7/2018- 6/2019	7/2019- 6/2020	7/2020- 6/2021	7/2021- 6/2022	7/2022- 6/2023
County: Carroll Route: RT V Job No.: 1S3209 Length: 0.01 MPO: N Fund Cat: Taking Care Of System Sec Cat: Rehab And Reconst Awd Date: 2022 Anticipated Fed Cat: NHPP TIP #: Let With: Future Cost: 0 Estimate Total: 1,240	Bridge replacements on Rte. V over Miami Station Branch, near DeWitt, and on Rte. C over Turkey Creek and Branch of Turkey Creek, 1.9 miles west of Rte. F. Project involves bridges Y0492, W0026 and W0027.						Engineering: 2	1	21	36	82	0
							R/W: 0	0	0	5	0	0
							Construction: 0	0	0	0	1,093	0
							FFOS: 0	0	0	0	0	0
							Payments: 0	0	0	0	0	0
County: Carroll Route: RT W Job No.: 1P2219C Length: 0.49 MPO: N Fund Cat: Taking Care Of System Sec Cat: N- Ada Trans Awd Date: 2022 Anticipated Fed Cat: STBG TIP #: Let With: Future Cost: 0 Estimate Total: 115	ADA Transition Plan improvements in Bogard.						Engineering: 14	1	1	1	6	0
							R/W: 0	0	0	0	0	0
							Construction: 0	0	0	0	92	0
							FFOS: 0	0	0	0	0	0
							Payments: 0	0	0	0	0	0
County: Carroll Route: RT Z Job No.: 2S2185 Length: 0.02 MPO: N Fund Cat: Taking Care Of System Sec Cat: Rehab And Reconst Awd Date: 2021 Anticipated Fed Cat: NHPP TIP #: Let With: Future Cost: 0 Estimate Total: 904	Bridge replacement over Tater Hill Creek, 1.1 miles west of Rte. 65 near Coloma. Project involves bridge T0267.						Engineering: 23	17	43	59	0	0
							R/W: 0	0	5	0	0	0
							Construction: 0	0	0	757	0	0
							FFOS: 0	0	0	0	0	0
							Payments: 0	0	0	0	0	0
County: Chariton Route: MO 129 Job No.: 1S3170 Length: 20.79 MPO: N Fund Cat: Taking Care Of System Sec Cat: Low Type Resurfacing Awd Date: Fall 18 Anticipated Fed Cat: STBG TIP #: Let With: Future Cost: 0 Estimate Total: 2,082	Pavement resurfacing and ADA Transition Plan improvements from Macon County line to Rte. PP in Salisbury. \$50,000 Statewide Transportation Alternative funds.						Engineering: 5	161	0	0	0	0
							R/W: 0	0	0	0	0	0
							Construction: 0	1,916	0	0	0	0
							FFOS: 0	50	0	0	0	0
							Payments: 0	0	0	0	0	0
County: Chariton Route: MO 139 Job No.: 1S3157 Length: 0.09 MPO: N Fund Cat: Taking Care Of System Sec Cat: Rehab And Reconst Awd Date: 2021 Anticipated Fed Cat: NHPP TIP #: Let With: Future Cost: 0 Estimate Total: 2,624	Bridge replacement over Grand River Overflow, 1.6 miles west of Rte. EE near Sumner. Project involves bridge R0420.						Engineering: 4	82	163	170	0	0
							R/W: 0	0	0	0	0	0
							Construction: 0	0	0	2,205	0	0
							FFOS: 0	0	0	0	0	0
							Payments: 0	0	0	0	0	0

* Subject to the approval of the Transportation Improvement Program by the governing Metropolitan Planning Organization.

May-24-2018

Section 4 - 9

District Northwest

Dollars in Thousands



2019-2023 Highway and Bridge Construction Schedule

Transportation Planning

P.O. Box 270
Jefferson City, MO 65102

Construction contingency applied to construction cost in the year the project is awarded.

Three percent project growth factor compounded annually is applied to right-of-way and construction costs in program years 2, 3, 4, and 5.

No inflation is applied to the Funding From Other Sources (FFOS) or Payments.

Engineering includes PE costs, CE costs and R/W incidentals.

Construction contingency applied to construction cost in the year the project is awarded. Three percent project growth factor compounded annually is applied to right-of-way and construction costs in program years 2, 3, 4, and 5. No inflation is applied to the Funding From Other Sources (FFOS) or Payments. Engineering includes PE costs, CE costs and R/W incidentals.							STATE FISCAL YEAR PROJECT BUDGETING					
							Prior Prog.	7/2018- 6/2019	7/2019- 6/2020	7/2020- 6/2021	7/2021- 6/2022	7/2022- 6/2023
County: Chariton Route: US 24 Job No.: 1P3132 Length: 0.12 MPO: N Fund Cat: Taking Care Of System Sec Cat: Rehab And Reconst Awd Date: Summer 19 Anticipated Fed Cat: NHPP TIP #: Let With: Future Cost: 0 Estimate Total: 2,178	Bridge replacement over Middle Fork Chariton River, 1.8 miles west of Rte. 129 near Salisbury. Project involves bridge G0826.						Engineering: 49	149	154	0	0	0
							R/W: 0	5	0	0	0	0
							Construction: 0	0	1,821	0	0	0
							FFOS: 0	0	0	0	0	0
							Payments: 0	0	0	0	0	0
County: Chariton Route: US 24 Job No.: 1P3177 Length: 0.12 MPO: N Fund Cat: Taking Care Of System Sec Cat: Preventive Maint Awd Date: Summer 18 Anticipated Fed Cat: NHPP TIP #: Let With: 1P3176, 1P3178, 1P3175 Future Cost: 0 Estimate Total: 203	Bridge rehabilitation over Long Creek, 0.7 mile west of Rte. KK near Keytesville. Project involves bridge A3778.						Engineering: 9	15	0	0	0	
							R/W: 0	0	0	0	0	0
							Construction: 0	179	0	0	0	0
							FFOS: 0	0	0	0	0	0
							Payments: 0	0	0	0	0	0
County: Chariton Route: US 24 Job No.: 1P3178 Length: 0.10 MPO: N Fund Cat: Taking Care Of System Sec Cat: Preventive Maint Awd Date: Summer 18 Anticipated Fed Cat: NHPP TIP #: Let With: 1P3176, 1P3177, 1P3175 Future Cost: 0 Estimate Total: 272	Bridge rehabilitation and bridge painting on the bridge over Chariton River, 0.3 mile west of Rte. KK near Keytesville. Project involves bridge A3779.						Engineering: 9	20	0	0	0	
							R/W: 0	0	0	0	0	0
							Construction: 0	243	0	0	0	0
							FFOS: 0	0	0	0	0	0
							Payments: 0	0	0	0	0	0
County: Chariton Route: US 24 Job No.: 2P2182 Length: 0.10 MPO: N Fund Cat: Taking Care Of System Sec Cat: Rehab And Reconst Awd Date: Fall 18 Anticipated Fed Cat: NHPP TIP #: Let With: Future Cost: 0 Estimate Total: 3,731	Bridge replacement and add guardrail over Mussel Fork River and the overflow bridge, 0.1 mile west of Keytesville. Project involves bridges H0520 and H0631.						Engineering: 221	395	0	0	0	
							R/W: 0	5	0	0	0	0
							Construction: 0	3,110	0	0	0	0
							FFOS: 0	0	0	0	0	0
							Payments: 0	0	0	0	0	0
County: Chariton Route: US 24 Job No.: 2P2183 Length: 0.06 MPO: N Fund Cat: Taking Care Of System Sec Cat: Rehab And Reconst Awd Date: Summer 19 Anticipated Fed Cat: NHPP TIP #: Let With: Future Cost: 0 Estimate Total: 2,387	Bridge replacement to the overflow structure of the Middle Fork Chariton River, 1.5 miles east of Rte. 129 near Salisbury. Project involves bridge G0891.						Engineering: 109	133	157	0	0	
							R/W: 0	0	0	0	0	0
							Construction: 0	0	1,988	0	0	0
							FFOS: 0	0	0	0	0	0
							Payments: 0	0	0	0	0	0

* Subject to the approval of the Transportation Improvement Program by the governing Metropolitan Planning Organization.

May-24-2018

Section 4 - 10

District Northwest

Dollars in Thousands



2019-2023 Highway and Bridge Construction Schedule

Transportation Planning

P.O. Box 270
Jefferson City, MO 65102

Construction contingency applied to construction cost in the year the project is awarded.

Three percent project growth factor compounded annually is applied to right-of-way and construction costs in program years 2, 3, 4, and 5.

No inflation is applied to the Funding From Other Sources (FFOS) or Payments.

Engineering includes PE costs, CE costs and R/W incidentals.

Construction contingency applied to construction cost in the year the project is awarded. Three percent project growth factor compounded annually is applied to right-of-way and construction costs in program years 2, 3, 4, and 5. No inflation is applied to the Funding From Other Sources (FFOS) or Payments. Engineering includes PE costs, CE costs and R/W incidentals.							STATE FISCAL YEAR PROJECT BUDGETING						
							Prior Prog.	7/2018-	7/2019-	7/2020-	7/2021-	7/2022-	
								6/2019	6/2020	6/2021	6/2022	6/2023	
County: Chariton Route: MO 5 Job No.: 1P3024 Length: 20.15 MPO: N Fund Cat: Taking Care Of System Sec Cat: Rehab And Reconst Awd Date: Fall 18 Anticipated Fed Cat: STBG TIP #: Let With: Future Cost: 0 Estimate Total: 4,448	Pavement resurfacing and add rumblestripes from Marceline to Rte. 24 in Keytesville.						Engineering:	103	308	0	0	0	0
							R/W:	0	3	0	0	0	0
							Construction:	0	4,034	0	0	0	0
							FFOS:	0	0	0	0	0	0
							Payments:	0	0	0	0	0	0
County: Clinton Route: MO 116 Job No.: 1P1043 Length: 13.25 MPO: N Fund Cat: Taking Care Of System Sec Cat: Thin Lift Overlay Awd Date: Fall 19 Anticipated Fed Cat: STBG TIP #: Let With: Future Cost: 0 Estimate Total: 3,144	Pavement resurfacing and add rumblestripes from Rte. 169 to Rte. 33 at Lathrop.						Engineering:	7	45	281	0	0	0
							R/W:	0	0	0	0	0	0
							Construction:	0	0	2,811	0	0	0
							FFOS:	0	0	0	0	0	0
							Payments:	0	0	0	0	0	0
County: Clinton Route: US 169 Job No.: 1P3103 Length: 0.19 MPO: N Fund Cat: Taking Care Of System Sec Cat: Rehab And Reconst Awd Date: Summer 18 Anticipated Fed Cat: NHPP TIP #: Let With: Future Cost: 0 Estimate Total: 2,149	Bridge replacement and add guardrail over Castile Creek, 1 mile southeast of Gower. Project involves bridge L0679.						Engineering:	485	116	0	0	0	0
							R/W:	5	0	0	0	0	0
							Construction:	0	1,543	0	0	0	0
							FFOS:	0	0	0	0	0	0
							Payments:	0	0	0	0	0	0
County: Clinton Route: IS 35 Job No.: 113016 Length: 5.08 MPO: N Fund Cat: Statewide Interstate And Major Bridge Sec Cat: Rehab And Reconst Awd Date: 2021 Anticipated Fed Cat: NHPP TIP #: Let With: Future Cost: 0 Estimate Total: 3,524	Pavement resurfacing from DeKalb County line to Shoal Creek, near Cameron.						Engineering:	6	25	43	226	0	0
							R/W:	0	0	0	0	0	0
							Construction:	0	0	0	3,224	0	0
							FFOS:	0	0	0	0	0	0
							Payments:	0	0	0	0	0	0
County: Clinton Route: IS 35 Job No.: 113018 Length: 8.26 MPO: N Fund Cat: Statewide Interstate And Major Bridge Sec Cat: Rehab And Reconst Awd Date: Fall 19 Anticipated Fed Cat: NHPP TIP #: Let With: Future Cost: 0 Estimate Total: 6,044	Pavement resurfacing from north of Rte. 116 to Clay County line near Holt.						Engineering:	15	101	412	0	0	0
							R/W:	0	0	0	0	0	0
							Construction:	0	0	5,516	0	0	0
							FFOS:	0	0	0	0	0	0
							Payments:	0	0	0	0	0	0

* Subject to the approval of the Transportation Improvement Program by the governing Metropolitan Planning Organization.

May-24-2018

Section 4 - 11

District Northwest

Dollars in Thousands



2019-2023 Highway and Bridge Construction Schedule

Transportation Planning

P.O. Box 270
Jefferson City, MO 65102

Construction contingency applied to construction cost in the year the project is awarded.

Three percent project growth factor compounded annually is applied to right-of-way and construction costs in program years 2, 3, 4, and 5.

No inflation is applied to the Funding From Other Sources (FFOS) or Payments.

Engineering includes PE costs, CE costs and R/W incidentals.

Construction contingency applied to construction cost in the year the project is awarded. Three percent project growth factor compounded annually is applied to right-of-way and construction costs in program years 2, 3, 4, and 5. No inflation is applied to the Funding From Other Sources (FFOS) or Payments. Engineering includes PE costs, CE costs and R/W incidentals.												STATE FISCAL YEAR PROJECT BUDGETING						
												Prior Prog.	7/2018- 6/2019	7/2019- 6/2020	7/2020- 6/2021	7/2021- 6/2022	7/2022- 6/2023	
County: Clinton	Pavement resurfacing from Shoal Creek to one mile north of Rte. 116, near Lathrop.											Engineering:	0	40	50	216	0	0
Route: IS 35												R/W:	0	0	0	0	0	0
Job No.: 113240												Construction:	0	0	0	3,183	0	0
Length: 7.63	MPO: N											FFOS:	0	0	0	0	0	0
Fund Cat: Statewide Interstate And Major Bridge	Fed: 3,140 State: 349 Local: 0											Payments:	0	0	0	0	0	0
Sec Cat: Preventive Maint	Awd Date: 2021 Anticipated Fed Cat: NHPP																	
TIP #:	Let With: Future Cost: 0 Estimate Total: 3,489																	
County: Clinton	Bridge rehabilitation and upgrade guardrail over I-35, 4.4 miles south of Cameron.											Engineering:	51	64	0	0	0	0
Route: US 69	Project involves bridge A1152.											R/W:	0	0	0	0	0	0
Job No.: 1S3059												Construction:	0	728	0	0	0	0
Length: 0.13	MPO: N											FFOS:	0	0	0	0	0	0
Fund Cat: Taking Care Of System	Fed: 633 State: 159 Local: 0											Payments:	0	0	0	0	0	0
Sec Cat: Rehab And Reconst	Awd Date: Winter 19 Anticipated Fed Cat: NHPP																	
TIP #:	Let With: 1S3130, 1S2166, 1S3141, 1S3131 Future Cost: 0 Estimate Total: 843																	
County: Daviess	Job Order Contracting for pavement repair from Rte. 6 near Winston to the Clay County line.											Engineering:	0	23	0	0	0	0
Route: IS 35												R/W:	0	0	0	0	0	0
Job No.: 0I3005E												Construction:	0	250	0	0	0	0
Length: 32.17	MPO: N											FFOS:	0	0	0	0	0	0
Fund Cat: Statewide Interstate And Major Bridge	AC-State: 245 State: 28 Local: 0											Payments:	0	0	0	0	0	0
Sec Cat: Preventive Maint	Awd Date: Spring 19 Anticipated Fed Cat: NHPP																	
TIP #:	Let With: Future Cost: 0 Estimate Total: 273																	
County: Daviess	Bridge rehabilitation over the Grand River and the Grand River overflow, south of Rte. C near Pattonsburg. Project involves twin bridges A1756 and A1758.											Engineering:	20	45	0	0	0	0
Route: IS 35												R/W:	0	0	0	0	0	0
Job No.: 113192												Construction:	0	517	0	0	0	0
Length: 0.62	MPO: N											FFOS:	0	0	0	0	0	0
Fund Cat: Taking Care Of System	Fed: 450 State: 112 Local: 0											Payments:	0	0	0	0	0	0
Sec Cat: Preventive Maint	Awd Date: Summer 18 Anticipated Fed Cat: NHPP																	
TIP #:	Let With: Future Cost: 0 Estimate Total: 582																	
County: Daviess	Pavement preservation treatment on Rte. 69 and Rte. 6 from I-35 to the Trenton city limits.											Engineering:	10	43	177	0	0	0
Route: US 69												R/W:	0	0	0	0	0	0
Job No.: 1P3199												Construction:	0	0	2,429	0	0	0
Length: 34.90	MPO: N											FFOS:	0	0	0	0	0	0
Fund Cat: Taking Care Of System	AC-State: 2,119 State: 530 Local: 0											Payments:	0	0	0	0	0	0
Sec Cat: Preventive Maint	Awd Date: 2020 Anticipated Fed Cat: NHPP																	
TIP #:	Let With: Future Cost: 0 Estimate Total: 2,659																	

* Subject to the approval of the Transportation Improvement Program by the governing Metropolitan Planning Organization.

May-24-2018

Section 4 - 12

District Northwest

Dollars in Thousands



2019-2023 Highway and Bridge Construction Schedule

Transportation Planning

P.O. Box 270
Jefferson City, MO 65102

Construction contingency applied to construction cost in the year the project is awarded.

Three percent project growth factor compounded annually is applied to right-of-way and construction costs in program years 2, 3, 4, and 5.

No inflation is applied to the Funding From Other Sources (FFOS) or Payments.

Engineering includes PE costs, CE costs and R/W incidentals.

Construction contingency applied to construction cost in the year the project is awarded. Three percent project growth factor compounded annually is applied to right-of-way and construction costs in program years 2, 3, 4, and 5. No inflation is applied to the Funding From Other Sources (FFOS) or Payments. Engineering includes PE costs, CE costs and R/W incidentals.							STATE FISCAL YEAR PROJECT BUDGETING					
							Prior Prog.	7/2018- 6/2019	7/2019- 6/2020	7/2020- 6/2021	7/2021- 6/2022	7/2022- 6/2023
County: Daviess Route: US 69 Job No.: 1P3250 Length: 34.90 MPO: N Fund Cat: Taking Care Of System												

* Subject to the approval of the Transportation Improvement Program by the governing Metropolitan Planning Organization.

May-24-2018

Section 4 - 13

District Northwest

Dollars in Thousands



2019-2023 Highway and Bridge Construction Schedule

Transportation Planning

P.O. Box 270
Jefferson City, MO 65102

Construction contingency applied to construction cost in the year the project is awarded.

Three percent project growth factor compounded annually is applied to right-of-way and construction costs in program years 2, 3, 4, and 5.

No inflation is applied to the Funding From Other Sources (FFOS) or Payments.

Engineering includes PE costs, CE costs and R/W incidentals.

Construction contingency applied to construction cost in the year the project is awarded. Three percent project growth factor compounded annually is applied to right-of-way and construction costs in program years 2, 3, 4, and 5. No inflation is applied to the Funding From Other Sources (FFOS) or Payments. Engineering includes PE costs, CE costs and R/W incidentals.												STATE FISCAL YEAR PROJECT BUDGETING						
												Prior Prog.	7/2018- 6/2019	7/2019- 6/2020	7/2020- 6/2021	7/2021- 6/2022	7/2022- 6/2023	
County: Daviess	Bridge rehabilitation and upgrade guardrail over I-35, 1 mile west of Rte. 69 near Altamont. Project involves bridge A1801.											Engineering:	40	55	0	0	0	0
Route: RT KK												R/W:	0	0	0	0	0	0
Job No.: 1S2166												Construction:	0	689	0	0	0	0
Length: 0.08	MPO: N										FFOS:	0	0	0	0	0	0	
Fund Cat: Taking Care Of System	Fed: 595 State: 149 Local: 0											Payments:	0	0	0	0	0	0
Sec Cat: Rehab And Reconst	Awd Date: Winter 19 Anticipated Fed Cat: NHPP																	
TIP #:	Let With: 1S3130, 1S3141, 1S3131, 1S3059 Future Cost: 0 Estimate Total: 784																	
County: Dekalb	Bridge replacement and add guardrail over Third Fork Platte River, 0.3 mile west of Rte. F near Union Star. Project involves bridge J0605.											Engineering:	110	116	0	0	0	0
Route: US 169												R/W:	0	5	0	0	0	0
Job No.: 1P3146												Construction:	0	1,206	0	0	0	0
Length: 0.07	MPO: N										FFOS:	0	0	0	0	0	0	
Fund Cat: Taking Care Of System	Fed: 1,063 State: 264 Local: 0											Payments:	0	0	0	0	0	0
Sec Cat: Rehab And Reconst	Awd Date: Winter 19 Anticipated Fed Cat: NHPP																	
TIP #:	Let With: Future Cost: 0 Estimate Total: 1,437																	
County: Dekalb	Bridge rehabilitation over Lost Creek, 0.5 mile south of Rte. W near Maysville. Project involves bridge A1378.											Engineering:	3	7	16	55	0	0
Route: RT A												R/W:	0	0	0	0	0	0
Job No.: 1S3136												Construction:	0	0	0	692	0	0
Length: 0.13	MPO: N										FFOS:	0	0	0	0	0	0	
Fund Cat: Taking Care Of System	Fed: 617 State: 153 Local: 0											Payments:	0	0	0	0	0	0
Sec Cat: Rehab And Reconst	Awd Date: 2021 Anticipated Fed Cat: NHPP																	
TIP #:	Let With: Future Cost: 0 Estimate Total: 773																	
County: Dekalb	Bridge replacement over North Fork Lost Creek, 1.6 miles south of Rte. Z near Maysville. Project involves bridge T0641.											Engineering:	10	32	63	0	0	0
Route: RT A												R/W:	0	5	0	0	0	0
Job No.: 1S3137												Construction:	0	0	537	0	0	0
Length: 0.10	MPO: N										FFOS:	0	0	0	0	0	0	
Fund Cat: Taking Care Of System	Fed: 511 State: 126 Local: 0											Payments:	0	0	0	0	0	0
Sec Cat: Rehab And Reconst	Awd Date: Summer 19 Anticipated Fed Cat: NHPP																	
TIP #:	Let With: Future Cost: 0 Estimate Total: 647																	
County: Dekalb	Bridge replacement over Ervens Branch, 0.4 mile north of Rte. W near Maysville. Project involves bridge S0419.											Engineering:	57	22	43	0	0	0
Route: RT D												R/W:	0	15	0	0	0	0
Job No.: 1S0588												Construction:	0	0	617	0	0	0
Length: 0.40	MPO: N										FFOS:	0	0	0	0	0	0	
Fund Cat: Taking Care Of System	Fed: 558 State: 139 Local: 0											Payments:	0	0	0	0	0	0
Sec Cat: Rehab And Reconst	Awd Date: Summer 19 Anticipated Fed Cat: NHPP																	
TIP #:	Let With: Future Cost: 0 Estimate Total: 754																	

* Subject to the approval of the Transportation Improvement Program by the governing Metropolitan Planning Organization.

May-24-2018

Section 4 - 14

District Northwest

Dollars in Thousands



2019-2023 Highway and Bridge Construction Schedule

Transportation Planning

P.O. Box 270
Jefferson City, MO 65102

Construction contingency applied to construction cost in the year the project is awarded.

Three percent project growth factor compounded annually is applied to right-of-way and construction costs in program years 2, 3, 4, and 5.

No inflation is applied to the Funding From Other Sources (FFOS) or Payments.

Engineering includes PE costs, CE costs and R/W incidentals.

Construction contingency applied to construction cost in the year the project is awarded. Three percent project growth factor compounded annually is applied to right-of-way and construction costs in program years 2, 3, 4, and 5. No inflation is applied to the Funding From Other Sources (FFOS) or Payments. Engineering includes PE costs, CE costs and R/W incidentals.										STATE FISCAL YEAR PROJECT BUDGETING					
										Prior Prog.	7/2018- 6/2019	7/2019- 6/2020	7/2020- 6/2021	7/2021- 6/2022	7/2022- 6/2023
County: Gentry Route: US 136 Job No.: 1P3235 Length: 24.74 MPO: N Fund Cat: Taking Care Of System Sec Cat: Thin Lift Overlay Awd Date: 2022 TIP #: Let With: Anticipated Fed Cat: NHPP Future Cost: 0 Estimate Total: 4,901	Pavement resurfacing from Stanberry to 0.7 mile east of Rte. 169, and from 0.6 mile east of Rte. C, in Albany, to Rte. 13 near Bethany. Two disconnected sections.				AC-State: 3,917 State: 979 Local: 0	Engineering: 5 R/W: 0 Construction: 0 FFOS: 0 Payments: 0	1 0 0 0 0	44 0 0 0 0	80 0 0 0 0	310 0 4,461 0 0	0 0 0 0 0				
County: Gentry Route: US 169 Job No.: 1P3106 Length: 0.14 MPO: N Fund Cat: Taking Care Of System Sec Cat: Rehab And Reconst Awd Date: 2021 TIP #: Let With: Anticipated Fed Cat: NHPP Future Cost: 0 Estimate Total: 1,306	Bridge rehabilitation over Middle Fork Grand River, 0.6 mile east of Rte. YY near Gentry. Project involves bridge A0729.				Fed: 1,040 State: 260 Local: 0	Engineering: 6 R/W: 0 Construction: 0 FFOS: 0 Payments: 0	5 0 0 0 0	33 0 0 0 0	93 0 1,169 0 0	0 0 0 0 0	0 0 0 0 0				
County: Grundy Route: MO 6 Job No.: 1P3144 Length: 1.69 MPO: N Fund Cat: Taking Care Of System Sec Cat: Thin Lift Overlay Awd Date: Fall 19 TIP #: Let With: Anticipated Fed Cat: NHPP Future Cost: 0 Estimate Total: 1,201	Pavement resurfacing and ADA Transition Plan improvements in Trenton from west city limits to Rte. 65. \$350,000 Statewide Transportation Alternative funds.				Fed: 895 State: 224 Local: 0	Engineering: 82 R/W: 0 Construction: 0 FFOS: 0 Payments: 0	28 5 0 4 0	77 0 1,009 346 0	0 0 0 0 0	0 0 0 0 0	0 0 0 0 0				
County: Grundy Route: US 65 Job No.: 1P3252 Length: 0.02 MPO: N Fund Cat: Taking Care Of System Sec Cat: Rehab And Reconst Awd Date: 2021 TIP #: Let With: Anticipated Fed Cat: NHPP Future Cost: 0 Estimate Total: 449	Bridge rehabilitation over Rte. 6 in Trenton. Project involves bridge A2570.				Fed: 360 State: 89 Local: 0	Engineering: 0 R/W: 0 Construction: 0 FFOS: 0 Payments: 0	2 0 0 0 0	11 0 0 0 0	28 0 408 0 0	0 0 0 0 0	0 0 0 0 0				
County: Grundy Route: RT Z Job No.: 1S3281 Length: 6.28 MPO: N Fund Cat: Taking Care Of System Sec Cat: Low Type Resurfacing Awd Date: Winter 19 TIP #: Let With: Anticipated Fed Cat: STBG Future Cost: 0 Estimate Total: 384	Pavement resurfacing from Rte. 6 to Rte. 65 near Trenton. \$350,000 District Operations.				AC-State: 307 State: 77 Local: 0	Engineering: 0 R/W: 0 Construction: 0 FFOS: 0 Payments: 0	34 0 350 350 0	0 0 0 0 0	0 0 0 0 0	0 0 0 0 0	0 0 0 0 0				

* Subject to the approval of the Transportation Improvement Program by the governing Metropolitan Planning Organization.

May-24-2018

Section 4 - 15

District Northwest

Dollars in Thousands



2019-2023 Highway and Bridge Construction Schedule

Transportation Planning

P.O. Box 270
Jefferson City, MO 65102

Construction contingency applied to construction cost in the year the project is awarded.

Three percent project growth factor compounded annually is applied to right-of-way and construction costs in program years 2, 3, 4, and 5.

No inflation is applied to the Funding From Other Sources (FFOS) or Payments.

Engineering includes PE costs, CE costs and R/W incidentals.

						STATE FISCAL YEAR PROJECT BUDGETING					
						Prior Prog.	7/2018-6/2019	7/2019-6/2020	7/2020-6/2021	7/2021-6/2022	7/2022-6/2023
County:	Harrison	Job Order Contracting for pavement repair from the Iowa State line to Rte. 6 in Daviess County near Winston.				Engineering:	0	23	0	0	0
Route:	IS 35					R/W:	0	0	0	0	0
Job No.:	013005D					Construction:	0	250	0	0	0
Length:	49.20	MPO:	N			FFOS:	0	0	0	0	0
Fund Cat:	Statewide Interstate And Major Bridge	AC-State:	245	State:	28	Local:	0				
Sec Cat:	Preventive Maint	Awd Date:	Spring 19	Anticipated Fed Cat:	NHPP	Payments:	0	0	0	0	0
TIP #:	Let With:	Future Cost:	0	Estimate Total:	273						
County:	Harrison	Pavement resurfacing from Rte. 136 at Bethany to Rte. C near Pattonsburg.				Engineering:	32	54	90	522	0
Route:	IS 35					R/W:	0	0	0	0	0
Job No.:	110914					Construction:	0	0	0	7,510	0
Length:	14.17	MPO:	N			FFOS:	0	0	0	0	0
Fund Cat:	Statewide Interstate And Major Bridge	Fed:	7,358	State:	818	Local:	0				
Sec Cat:	Rehab And Reconst	Awd Date:	2021	Anticipated Fed Cat:	NHPP	Payments:	0	0	0	0	0
TIP #:	Let With:	Future Cost:	0	Estimate Total:	8,208						
County:	Harrison	Pavement resurfacing and upgrade guardrail from Rte. N, at Eagleville, to Rte. 136 at Bethany. Excludes concrete pavement in the southbound lanes north of Bethany.				Engineering:	154	359	0	0	0
Route:	IS 35					R/W:	0	0	0	0	0
Job No.:	113017					Construction:	0	4,790	0	0	0
Length:	14.08	MPO:	N			FFOS:	0	0	0	0	0
Fund Cat:	Statewide Interstate And Major Bridge	AC-State:	4,634	State:	515	Local:	0				
Sec Cat:	Rehab And Reconst	Awd Date:	Fall 18	Anticipated Fed Cat:	NHPP	Payments:	0	0	0	0	0
TIP #:	Let With:	Future Cost:	0	Estimate Total:	5,303						
County:	Harrison	Bridge rehabilitation over Pole Cat Creek, south of Bethany. Project involves twin bridges A1896.				Engineering:	0	1	9	25	93
Route:	IS 35					R/W:	0	0	0	0	0
Job No.:	113242					Construction:	0	0	0	0	1,235
Length:	0.05	MPO:	N			FFOS:	0	0	0	0	0
Fund Cat:	Taking Care Of System	Fed:	1,225	State:	138	Local:	0				
Sec Cat:	Preventive Maint	Awd Date:	2022	Anticipated Fed Cat:	NHFP	Payments:	0	0	0	0	0
TIP #:	Let With:	Future Cost:	0	Estimate Total:	1,363						
County:	Harrison	Bridge rehabilitation over Panther Creek, 0.1 mile south of Rte. F, near New Hampton. Project involves bridge R0075.				Engineering:	0	3	15	37	0
Route:	RT EE					R/W:	0	0	0	0	0
Job No.:	1S3253					Construction:	0	0	0	541	0
Length:	0.02	MPO:	N			FFOS:	0	0	0	0	0
Fund Cat:	Taking Care Of System	Fed:	477	State:	119	Local:	0				
Sec Cat:	Rehab And Reconst	Awd Date:	2021	Anticipated Fed Cat:	NHPP	Payments:	0	0	0	0	0
TIP #:	Let With:	Future Cost:	0	Estimate Total:	596						

* Subject to the approval of the Transportation Improvement Program by the governing Metropolitan Planning Organization.

May-24-2018

Section 4 - 16

District Northwest

Dollars in Thousands



2019-2023 Highway and Bridge Construction Schedule

Transportation Planning

P.O. Box 270
Jefferson City, MO 65102

Construction contingency applied to construction cost in the year the project is awarded.

Three percent project growth factor compounded annually is applied to right-of-way and construction costs in program years 2, 3, 4, and 5.

No inflation is applied to the Funding From Other Sources (FFOS) or Payments.

Engineering includes PE costs, CE costs and R/W incidentals.

Construction contingency applied to construction cost in the year the project is awarded. Three percent project growth factor compounded annually is applied to right-of-way and construction costs in program years 2, 3, 4, and 5. No inflation is applied to the Funding From Other Sources (FFOS) or Payments. Engineering includes PE costs, CE costs and R/W incidentals.							STATE FISCAL YEAR PROJECT BUDGETING					
							Prior Prog.	7/2018-	7/2019-	7/2020-	7/2021-	7/2022-
								6/2019	6/2020	6/2021	6/2022	6/2023
County: Harrison Route: RT H Job No.: 1S3181 Length: 0.90 MPO: N Fund Cat: Taking Care Of System Sec Cat: Preventive Maint Awd Date: 2020 Anticipated Fed Cat: NHPP TIP #: Let With: Future Cost: 0 Estimate Total: 1,776	Bridge painting on various bridges in Harrison, Daviess, Holt, Sullivan and Clinton Counties. Project involves bridges A1919, A1801, A1807, A1809, A1917, N0366, P0528, A1152 and A2535.						Engineering: 7	46	120	0	0	0
							R/W: 0	0	0	0	0	0
							Construction: 0	0	1,603	0	0	0
							FFOS: 0	0	0	0	0	0
							Payments: 0	0	0	0	0	0
County: Harrison Route: RT P Job No.: 1S3158 Length: 0.02 MPO: N Fund Cat: Taking Care Of System Sec Cat: Rehab And Reconst Awd Date: 2021 Anticipated Fed Cat: NHPP TIP #: Let With: Future Cost: 0 Estimate Total: 1,372	Bridge replacement over White Oak Creek, 0.4 mile west of Rte. TT near McFall. Project involves bridge P0576.						Engineering: 4	30	51	130	0	0
							R/W: 0	0	5	0	0	0
							Construction: 0	0	0	1,152	0	0
							FFOS: 0	0	0	0	0	0
							Payments: 0	0	0	0	0	0
County: Harrison Route: RT V Job No.: 1S3122 Length: 0.06 MPO: N Fund Cat: Taking Care Of System Sec Cat: Rehab And Reconst Awd Date: 2021 Anticipated Fed Cat: NHPP TIP #: Let With: Future Cost: 0 Estimate Total: 703	Bridge replacement over Coal Creek, 1.2 miles north of Rte. WW near Cainsville. Project involves bridge N0373.						Engineering: 15	5	10	46	0	0
							R/W: 0	0	0	0	0	0
							Construction: 0	0	0	627	0	0
							FFOS: 0	0	0	0	0	0
							Payments: 0	0	0	0	0	0
County: Holt Route: MO 111 Job No.: 1S3153 Length: 2.48 MPO: N Fund Cat: Taking Care Of System Sec Cat: Rehab And Reconst Awd Date: Summer 18 Anticipated Fed Cat: STBG TIP #: Let With: 1S3076 Future Cost: 0 Estimate Total: 510	Pavement resurfacing and add rumblestrips from Rte. T, in Forest City, to Rte. 59 in Oregon.						Engineering: 20	41	0	0	0	0
							R/W: 0	0	0	0	0	0
							Construction: 0	449	0	0	0	0
							FFOS: 0	0	0	0	0	0
							Payments: 0	0	0	0	0	0
County: Holt Route: US 159 Job No.: 1P3128 Length: 0.10 MPO: N Fund Cat: Taking Care Of System Sec Cat: Rehab And Reconst Awd Date: Spring 19 Anticipated Fed Cat: NHPP TIP #: Let With: 1S3127 Future Cost: 0 Estimate Total: 1,231	Bridge replacement and add guardrail over Penny Slough Creek, 1.2 miles west of Rte. 111 near Fortescue. Project involves bridge A2584.						Engineering: 99	104	0	0	0	0
							R/W: 0	20	0	0	0	0
							Construction: 0	1,008	0	0	0	0
							FFOS: 0	0	0	0	0	0
							Payments: 0	0	0	0	0	0

* Subject to the approval of the Transportation Improvement Program by the governing Metropolitan Planning Organization.

May-24-2018

Section 4 - 17

District Northwest

Dollars in Thousands



2019-2023 Highway and Bridge Construction Schedule

Transportation Planning

P.O. Box 270
Jefferson City, MO 65102

Construction contingency applied to construction cost in the year the project is awarded.

Three percent project growth factor compounded annually is applied to right-of-way and construction costs in program years 2, 3, 4, and 5.

No inflation is applied to the Funding From Other Sources (FFOS) or Payments.

Engineering includes PE costs, CE costs and R/W incidentals.

Construction contingency applied to construction cost in the year the project is awarded. Three percent project growth factor compounded annually is applied to right-of-way and construction costs in program years 2, 3, 4, and 5. No inflation is applied to the Funding From Other Sources (FFOS) or Payments. Engineering includes PE costs, CE costs and R/W incidentals.												STATE FISCAL YEAR PROJECT BUDGETING					
												Prior Prog.	7/2018-	7/2019-	7/2020-	7/2021-	7/2022-
													6/2019	6/2020	6/2021	6/2022	6/2023
County: Holt	Bridge rehabilitation over Big Lake overflow, 1 mile west of Rte. 111, near Big Lake.					Engineering:	0	3	10	23	0	0					
Route: US 159	Project involves bridge A2716.					R/W:	0	0	0	0	0	0					
Job No.: 1P3254						Construction:	0	0	0	318	0	0					
Length: 0.02	MPO: N					FFOS:	0	0	0	0	0	0					
Fund Cat: Taking Care Of System					Fed: 283 State: 71 Local: 0	Payments:	0	0	0	0	0	0					
Sec Cat: Rehab And Reconst	Awd Date: 2021	Anticipated Fed Cat: NHPP															
TIP #:	Let With:	Future Cost: 0 Estimate Total: 354															
County: Holt	Bridge rehabilitation and add guardrail on bridge over I-29 near Mound City. Project involves bridge A2535.					Engineering:	27	48	0	0	0	0					
Route: US 159						R/W:	0	0	0	0	0	0					
Job No.: 1S3127						Construction:	0	588	0	0	0	0					
Length: 0.13	MPO: N					FFOS:	0	0	0	0	0	0					
Fund Cat: Taking Care Of System					Fed: 508 State: 128 Local: 0	Payments:	0	0	0	0	0	0					
Sec Cat: Rehab And Reconst	Awd Date: Spring 19	Anticipated Fed Cat: NHPP															
TIP #:	Let With: 1P3128	Future Cost: 0 Estimate Total: 663															
County: Holt	Pavement resurfacing from Rte. 118, in Mound City, to Rte. 59 north of the Nodaway River bridge.					Engineering:	10	786	0	0	0	0					
Route: IS 29						R/W:	0	0	0	0	0	0					
Job No.: 1I3019						Construction:	0	8,829	0	0	0	0					
Length: 16.69	MPO: N					FFOS:	0	0	0	0	0	0					
Fund Cat: Taking Care Of System					AC-State: 8,653 State: 962 Local: 0	Payments:	0	0	0	0	0	0					
Sec Cat: Thin Lift Overlay	Awd Date: Summer 18	Anticipated Fed Cat: NHPP															
TIP #:	Let With:	Future Cost: 0 Estimate Total: 9,625															
County: Holt	Bridge painting over the Nodaway River, 0.8 mile south of Rte. 59 near Oregon. Project involves bridges A1287 and G0490.					Engineering:	5	10	86	0	0	0					
Route: IS 29						R/W:	0	0	0	0	0	0					
Job No.: 1I3020B						Construction:	0	0	1,212	0	0	0					
Length: 0.03	MPO: N					FFOS:	0	0	0	0	0	0					
Fund Cat: Statewide Interstate And Major Bridge					AC-State: 1,177 State: 131 Local: 0	Payments:	0	0	0	0	0	0					
Sec Cat: Preventive Maint	Awd Date: 2020	Anticipated Fed Cat: NHPP															
TIP #:	Let With:	Future Cost: 0 Estimate Total: 1,313															
County: Holt	Bridge rehabilitation over Kimsey Creek and Rte. E near Mound City. Project involves twin bridges A1770 and A1771.					Engineering:	48	65	300	0	0	0					
Route: IS 29						R/W:	0	0	0	0	0	0					
Job No.: 1I3099						Construction:	0	0	3,914	0	0	0					
Length: 0.32	MPO: N					FFOS:	0	0	0	0	0	0					
Fund Cat: Statewide Interstate And Major Bridge					Fed: 3,851 State: 428 Local: 0	Payments:	0	0	0	0	0	0					
Sec Cat: Rehab And Reconst	Awd Date: Summer 19	Anticipated Fed Cat: NHPP															
TIP #:	Let With:	Future Cost: 0 Estimate Total: 4,327															

* Subject to the approval of the Transportation Improvement Program by the governing Metropolitan Planning Organization.

May-24-2018

Section 4 - 18

District Northwest

Dollars in Thousands



2019-2023 Highway and Bridge Construction Schedule

Transportation Planning

P.O. Box 270
Jefferson City, MO 65102

Construction contingency applied to construction cost in the year the project is awarded.

Three percent project growth factor compounded annually is applied to right-of-way and construction costs in program years 2, 3, 4, and 5.

No inflation is applied to the Funding From Other Sources (FFOS) or Payments.

Engineering includes PE costs, CE costs and R/W incidentals.

Construction contingency applied to construction cost in the year the project is awarded. Three percent project growth factor compounded annually is applied to right-of-way and construction costs in program years 2, 3, 4, and 5. No inflation is applied to the Funding From Other Sources (FFOS) or Payments. Engineering includes PE costs, CE costs and R/W incidentals.							STATE FISCAL YEAR PROJECT BUDGETING					
							Prior Prog.	7/2018- 6/2019	7/2019- 6/2020	7/2020- 6/2021	7/2021- 6/2022	7/2022- 6/2023
County: Holt Route: IS 29 Job No.: 1P3023B Length: 0.04 MPO: N Fund Cat: Taking Care Of System Sec Cat: Preventive Maint Awd Date: 2020 Anticipated Fed Cat: NHPP TIP #: Let With: 1P3056B, 1S0623B, 1S3090B, 1S3057B Future Cost: 0 Estimate Total: 423	Bridge painting over Davis Creek, 0.2 mile south of Rte. 118 near Mound City. Project involves twin bridges A1767.						Engineering: 10	1	28	0	0	0
							R/W: 0	0	0	0	0	0
							Construction: 0	0	384	0	0	0
							FFOS: 0	0	0	0	0	0
							Payments: 0	0	0	0	0	0
County: Holt Route: RT A Job No.: 1S3180 Length: 0.07 MPO: N Fund Cat: Taking Care Of System Sec Cat: Rehab And Reconst Awd Date: N/A Anticipated Fed Cat: STBG TIP #: Let With: Future Cost: 0 Estimate Total: 578	Section 14 Streambank protection project with the Corps of Engineers, on the Nodaway River 0.2 mile east of Maitland. Corps to design and administer project. Estimate represents MoDOT's share. Near bridge A1252.						Engineering: 45	3	0	0	0	0
							R/W: 0	10	0	0	0	0
							Construction: 0	520	0	0	0	0
							FFOS: 0	0	0	0	0	0
							Payments: 0	0	0	0	0	0
County: Holt Route: RT B Job No.: 1S3061 Length: 0.10 MPO: N Fund Cat: Taking Care Of System Sec Cat: Rehab And Reconst Awd Date: 2021 Anticipated Fed Cat: NHPP TIP #: Let With: Future Cost: 0 Estimate Total: 1,064	Bridge rehabilitation over I-29 near Oregon. Project involves bridge A1834.						Engineering: 10	5	27	74	0	0
							R/W: 0	0	0	0	0	0
							Construction: 0	0	0	948	0	0
							FFOS: 0	0	0	0	0	0
							Payments: 0	0	0	0	0	0
County: Holt Route: RT H Job No.: 1S3162 Length: 0.02 MPO: N Fund Cat: Taking Care Of System Sec Cat: Rehab And Reconst Awd Date: Fall 19 Anticipated Fed Cat: NHPP TIP #: Let With: Future Cost: 0 Estimate Total: 444	Bridge rehabilitation over Nichols Creek, 0.3 mile east of Rte. B, near Oregon. Project involves bridge P0997.						Engineering: 3	10	34	0	0	0
							R/W: 0	0	0	0	0	0
							Construction: 0	0	397	0	0	0
							FFOS: 0	0	0	0	0	0
							Payments: 0	0	0	0	0	0
County: Holt Route: RT T Job No.: 1S3070 Length: 0.10 MPO: N Fund Cat: Taking Care Of System Sec Cat: Rehab And Reconst Awd Date: Fall 19 Anticipated Fed Cat: NHPP TIP #: Let With: Future Cost: 0 Estimate Total: 378	Bridge rehabilitation over Spring Creek, 0.5 mile south of Rte. O near Oregon. Project involves bridge R0223.						Engineering: 9	10	28	0	0	0
							R/W: 0	0	0	0	0	0
							Construction: 0	0	331	0	0	0
							FFOS: 0	0	0	0	0	0
							Payments: 0	0	0	0	0	0

* Subject to the approval of the Transportation Improvement Program by the governing Metropolitan Planning Organization.

May-24-2018

Section 4 - 19

District Northwest

Dollars in Thousands



2019-2023 Highway and Bridge Construction Schedule

Transportation Planning

P.O. Box 270
Jefferson City, MO 65102

Construction contingency applied to construction cost in the year the project is awarded.

Three percent project growth factor compounded annually is applied to right-of-way and construction costs in program years 2, 3, 4, and 5.

No inflation is applied to the Funding From Other Sources (FFOS) or Payments.

Engineering includes PE costs, CE costs and R/W incidentals.

Construction contingency applied to construction cost in the year the project is awarded. Three percent project growth factor compounded annually is applied to right-of-way and construction costs in program years 2, 3, 4, and 5. No inflation is applied to the Funding From Other Sources (FFOS) or Payments. Engineering includes PE costs, CE costs and R/W incidentals.												STATE FISCAL YEAR PROJECT BUDGETING					
												Prior Prog.	7/2018-	7/2019-	7/2020-	7/2021-	7/2022-
													6/2019	6/2020	6/2021	6/2022	6/2023
County: Holt Route: RT T Job No.: 1S3071 Length: 0.10 MPO: N Fund Cat: Taking Care Of System Sec Cat: Rehab And Reconst Awd Date: Fall 19 Anticipated Fed Cat: NHPP TIP #: Let With: Future Cost: 0 Estimate Total: 394	Engineering: R/W: Construction: FFOS: Payments:	9 0 0 0 0 0	10 0 0 0 0 0	30 0 345 0 0 0	0 0 0 0 0 0	0 0 0 0 0 0											
County: Linn Route: MO 11 Job No.: 1S3245 Length: 21.96 MPO: N Fund Cat: Taking Care Of System Sec Cat: Preventive Maint Awd Date: 2021 Anticipated Fed Cat: STBG TIP #: Let With: Future Cost: 0 Estimate Total: 581	Engineering: R/W: Construction: FFOS: Payments:	0 0 0 0 0 0	1 0 0 0 0 0	10 0 0 0 0 0	38 0 532 0 0 0	0 0 0 0 0 0											
County: Linn Route: US 36 Job No.: 1P3236 Length: 25.10 MPO: N Fund Cat: Taking Care Of System Sec Cat: Thin Lift Overlay Awd Date: 2021 Anticipated Fed Cat: NHPP TIP #: Let With: Future Cost: 0 Estimate Total: 8,672	Engineering: R/W: Construction: FFOS: Payments:	5 0 0 0 0 0	37 0 0 0 0 0	117 0 0 0 0 0	556 0 7,957 0 0 0	0 0 0 0 0 0											
County: Livingston Route: MO 190 Job No.: 1S3156 Length: 0.21 MPO: N Fund Cat: Taking Care Of System Sec Cat: Rehab And Reconst Awd Date: Fall 19 Anticipated Fed Cat: NHPP TIP #: Let With: Future Cost: 0 Estimate Total: 3,419	Engineering: R/W: Construction: FFOS: Payments:	27 0 0 0 0 0	84 0 0 3,090 0 0	218 0 0 0 0 0	0 0 0 0 0 0	0 0 0 0 0 0											
County: Livingston Route: US 36 Job No.: 1P3255 Length: 0.03 MPO: N Fund Cat: Taking Care Of System Sec Cat: Rehab And Reconst Awd Date: 2021 Anticipated Fed Cat: NHPP TIP #: Let With: Future Cost: 0 Estimate Total: 867	Engineering: R/W: Construction: FFOS: Payments:	0 0 0 0 0 0	2 0 0 0 0 0	15 0 0 796 0 0	54 0 0 0 0 0	0 0 0 0 0 0											

* Subject to the approval of the Transportation Improvement Program by the governing Metropolitan Planning Organization.

May-24-2018

Section 4 - 20

District Northwest

Dollars in Thousands



2019-2023 Highway and Bridge Construction Schedule

Transportation Planning

P.O. Box 270
Jefferson City, MO 65102

Construction contingency applied to construction cost in the year the project is awarded.

Three percent project growth factor compounded annually is applied to right-of-way and construction costs in program years 2, 3, 4, and 5.

No inflation is applied to the Funding From Other Sources (FFOS) or Payments.

Engineering includes PE costs, CE costs and R/W incidentals.

Construction contingency applied to construction cost in the year the project is awarded. Three percent project growth factor compounded annually is applied to right-of-way and construction costs in program years 2, 3, 4, and 5. No inflation is applied to the Funding From Other Sources (FFOS) or Payments. Engineering includes PE costs, CE costs and R/W incidentals.							STATE FISCAL YEAR PROJECT BUDGETING					
							Prior Prog.	7/2018- 6/2019	7/2019- 6/2020	7/2020- 6/2021	7/2021- 6/2022	7/2022- 6/2023
County: Livingston Route: US 65 Job No.: 1P3114 Length: 0.29 MPO: N Fund Cat: Taking Care Of System Sec Cat: Rehab And Reconst Awd Date: Fall 19 Anticipated Fed Cat: NHPP TIP #: Let With: Future Cost: 0 Estimate Total: 4,561	Bridge rehabilitation over the Grand River, 1.3 miles south of Rte. 36 near Chillicothe. Project involves bridge A1249.						Engineering: 54 R/W: 0 Construction: 0 FFOS: 0 Payments: 0	96 0 0 0 0	291 0 4,120 0 0	0 0 0 0 0	0 0 0 0 0	
County: Livingston Route: US 65 Job No.: 2P2217 Length: 4.48 MPO: N Fund Cat: Taking Care Of System Sec Cat: Thin Lift Overlay Awd Date: Fall 18 Anticipated Fed Cat: NHPP TIP #: Let With: Future Cost: 0 Estimate Total: 1,864	Pavement resurfacing and ADA Transition Plan improvements from north of County Road 228 to Rte. 36 in Chillicothe. \$200,000 Statewide Transportation Alternative funds.						Engineering: 79 R/W: 0 Construction: 0 FFOS: 0 Payments: 0	143 0 1,642 200 0	0 0 0 0 0	0 0 0 0 0	0 0 0 0 0	
County: Mercer Route: US 136 Job No.: 1P3225 Length: 7.40 MPO: N Fund Cat: Taking Care Of System Sec Cat: Thin Lift Overlay Awd Date: 2021 Anticipated Fed Cat: STBG TIP #: Let With: Future Cost: 0 Estimate Total: 1,990	Pavement resurfacing and add shoulders from Rte. 65, in Princeton, to Rte. C. \$650,000 Open Container Funds						Engineering: 2 R/W: 0 Construction: 0 FFOS: 0 Payments: 0	14 0 0 0 0	24 0 0 0 0	128 0 1,822 650 0	0 0 0 0 0	
County: Mercer Route: US 136 Job No.: 1P3226 Length: 11.98 MPO: N Fund Cat: Taking Care Of System Sec Cat: Thin Lift Overlay Awd Date: 2021 Anticipated Fed Cat: STBG TIP #: Let With: Future Cost: 0 Estimate Total: 3,665	Pavement resurfacing and add shoulders from Harrison County line to Rte. 65 in Princeton.						Engineering: 2 R/W: 0 Construction: 0 FFOS: 0 Payments: 0	5 0 0 0 0	70 0 0 0 0	246 0 3,342 146 0	0 0 0 0 0	
County: Mercer Route: RT BB Job No.: 1S3161 Length: 0.02 MPO: N Fund Cat: Taking Care Of System Sec Cat: Rehab And Reconst Awd Date: 2021 Anticipated Fed Cat: NHPP TIP #: Let With: Future Cost: 0 Estimate Total: 344	Bridge rehabilitation over Branch of Weldon Fork Creek, 3.5 miles west of Rte. 65, near Mercer. Project involves bridge N0855.						Engineering: 4 R/W: 0 Construction: 0 FFOS: 0 Payments: 0	2 0 0 0 0	8 0 0 0 0	24 0 306 0 0	0 0 0 0 0	

* Subject to the approval of the Transportation Improvement Program by the governing Metropolitan Planning Organization.

May-24-2018

Section 4 - 21

District Northwest

Dollars in Thousands



2019-2023 Highway and Bridge Construction Schedule

Transportation Planning

P.O. Box 270
Jefferson City, MO 65102

Construction contingency applied to construction cost in the year the project is awarded.

Three percent project growth factor compounded annually is applied to right-of-way and construction costs in program years 2, 3, 4, and 5.

No inflation is applied to the Funding From Other Sources (FFOS) or Payments.

Engineering includes PE costs, CE costs and R/W incidentals.

Construction contingency applied to construction cost in the year the project is awarded. Three percent project growth factor compounded annually is applied to right-of-way and construction costs in program years 2, 3, 4, and 5. No inflation is applied to the Funding From Other Sources (FFOS) or Payments. Engineering includes PE costs, CE costs and R/W incidentals.							STATE FISCAL YEAR PROJECT BUDGETING					
							Prior Prog.	7/2018- 6/2019	7/2019- 6/2020	7/2020- 6/2021	7/2021- 6/2022	7/2022- 6/2023
County: Mercer Route: RT E Job No.: 1S3191 Length: 31.42 MPO: N Fund Cat: Taking Care Of System Sec Cat: Preventive Maint Awd Date: Fall 18 Anticipated Fed Cat: STBG TIP #: Let With: Future Cost: 0 Estimate Total: 769	Pavement preservation treatment from Rte. 65, near Princeton, to Rte. 6 near Milan.						Engineering: 15 R/W: 0 Construction: 0 FFOS: 0 Payments: 0	54 0 700 0 0	0 0 0 0 0	0 0 0 0 0	0 0 0 0 0	
County: Mercer Route: RT M Job No.: 1S3218 Length: 0.02 MPO: N Fund Cat: Taking Care Of System Sec Cat: Rehab And Reconst Awd Date: 2022 Anticipated Fed Cat: NHPP TIP #: Let With: Future Cost: 0 Estimate Total: 805	Bridge replacement over Little Muddy Creek, 2.6 miles east of Rte. 65 near Mercer. Project involves bridge T0087.						Engineering: 2 R/W: 0 Construction: 0 FFOS: 0 Payments: 0	1 0 0 0 0	22 0 0 0 0	40 6 0 0 0	58 0 676 0 0	
County: Nodaway Route: US 136 Job No.: 1P3107 Length: 0.08 MPO: N Fund Cat: Taking Care Of System Sec Cat: Rehab And Reconst Awd Date: 2022 Anticipated Fed Cat: NHPP TIP #: Let With: Future Cost: 0 Estimate Total: 791	Bridge replacement over Mozingo Creek, 1 mile east of Rte. F near Maryville. Project involves bridge H0512.						Engineering: 6 R/W: 0 Construction: 0 FFOS: 0 Payments: 0	1 0 0 0 0	15 0 0 0 0	28 5 0 0 0	52 0 684 0 0	
County: Nodaway Route: US 136 Job No.: 1P3160 Length: 0.02 MPO: N Fund Cat: Taking Care Of System Sec Cat: Rehab And Reconst Awd Date: 2022 Anticipated Fed Cat: NHPP TIP #: Let With: Future Cost: 0 Estimate Total: 1,864	Bridge replacement over Long Branch, 1.2 miles west of Rte. E, near Ravenwood. Project involves bridge H0513.						Engineering: 3 R/W: 0 Construction: 0 FFOS: 0 Payments: 0	1 0 0 0 0	34 0 0 0 0	60 5 0 0 0	125 0 1,636 0 0	
County: Nodaway Route: US 136 Job No.: 1P3234 Length: 15.94 MPO: N Fund Cat: Taking Care Of System Sec Cat: Thin Lift Overlay Awd Date: 2021 Anticipated Fed Cat: NHPP TIP #: Let With: Future Cost: 0 Estimate Total: 3,033	Pavement resurfacing from 102 River to Rte. J near Clyde.						Engineering: 5 R/W: 0 Construction: 0 FFOS: 0 Payments: 0	22 0 0 0 0	38 0 0 0 0	194 0 2,774 0 0	0 0 0 0 0	

* Subject to the approval of the Transportation Improvement Program by the governing Metropolitan Planning Organization.

May-24-2018

Section 4 - 22

District Northwest

Dollars in Thousands



2019-2023 Highway and Bridge Construction Schedule

Transportation Planning

P.O. Box 270
Jefferson City, MO 65102

Construction contingency applied to construction cost in the year the project is awarded.

Three percent project growth factor compounded annually is applied to right-of-way and construction costs in program years 2, 3, 4, and 5.

No inflation is applied to the Funding From Other Sources (FFOS) or Payments.

Engineering includes PE costs, CE costs and R/W incidentals.

						STATE FISCAL YEAR PROJECT BUDGETING					
						Prior Prog.	7/2018- 6/2019	7/2019- 6/2020	7/2020- 6/2021	7/2021- 6/2022	7/2022- 6/2023
County: Nodaway	Pavement resurfacing and add rumblestrips from Iowa State line to Rte. 71 near Maryville.	Engineering:	81	232	0	0	0	0	0	0	0
Route: MO 148		R/W:	0	0	0	0	0	0	0	0	0
Job No.: 1P3010		Construction:	0	2,675	0	0	0	0	0	0	0
Length: 14.40	MPO: N	FFOS:	0	0	0	0	0	0	0	0	0
Fund Cat: Taking Care Of System	Fed: 2,325 State: 582 Local: 0	Payments:	0	0	0	0	0	0	0	0	0
Sec Cat: Thin Lift Overlay	Awd Date: Fall 18 Anticipated Fed Cat: STBG										
TIP #: Let With:	Future Cost: 0 Estimate Total: 2,988										
County: Nodaway	Bridge replacement over Florida Creek, 0.7 mile west of Rte. AB near Maryville. Project involves bridge S0920.	Engineering:	75	47	57	0	0	0	0	0	0
Route: MO 46		R/W:	0	5	0	0	0	0	0	0	0
Job No.: 1S0447		Construction:	0	0	660	0	0	0	0	0	0
Length: 0.10	MPO: N	FFOS:	0	0	0	0	0	0	0	0	0
Fund Cat: Taking Care Of System	Fed: 615 State: 154 Local: 0	Payments:	0	0	0	0	0	0	0	0	0
Sec Cat: Rehab And Reconst	Awd Date: 2020 Anticipated Fed Cat: NHPP										
TIP #: Let With:	Future Cost: 0 Estimate Total: 844										
County: Nodaway	Bridge replacement over White Cloud Creek, 2.3 miles east of Rte. AB near Maryville. Project involves bridge S0922.	Engineering:	42	52	67	0	0	0	0	0	0
Route: MO 46		R/W:	0	5	0	0	0	0	0	0	0
Job No.: 1S0616		Construction:	0	0	789	0	0	0	0	0	0
Length: 0.10	MPO: N	FFOS:	0	0	0	0	0	0	0	0	0
Fund Cat: Taking Care Of System	Fed: 731 State: 182 Local: 0	Payments:	0	0	0	0	0	0	0	0	0
Sec Cat: Rehab And Reconst	Awd Date: 2020 Anticipated Fed Cat: NHPP										
TIP #: Let With:	Future Cost: 0 Estimate Total: 955										
County: Nodaway	Bridge replacement over Big Slough Creek, 0.8 mile west of Rte. AB near Maryville. Project involves bridge S0919.	Engineering:	31	44	50	0	0	0	0	0	0
Route: MO 46		R/W:	0	9	0	0	0	0	0	0	0
Job No.: 1S3138		Construction:	0	0	571	0	0	0	0	0	0
Length: 0.10	MPO: N	FFOS:	0	0	0	0	0	0	0	0	0
Fund Cat: Taking Care Of System	Fed: 540 State: 134 Local: 0	Payments:	0	0	0	0	0	0	0	0	0
Sec Cat: Rehab And Reconst	Awd Date: 2020 Anticipated Fed Cat: NHPP										
TIP #: Let With:	Future Cost: 0 Estimate Total: 705										
County: Nodaway	Bridge replacement over stream, 3.2 miles east of Rte. AB near Maryville. Project involves bridge S0921.	Engineering:	26	37	58	0	0	0	0	0	0
Route: MO 46		R/W:	0	5	0	0	0	0	0	0	0
Job No.: 1S3139		Construction:	0	0	718	0	0	0	0	0	0
Length: 0.10	MPO: N	FFOS:	0	0	0	0	0	0	0	0	0
Fund Cat: Taking Care Of System	Fed: 654 State: 164 Local: 0	Payments:	0	0	0	0	0	0	0	0	0
Sec Cat: Rehab And Reconst	Awd Date: 2020 Anticipated Fed Cat: NHPP										
TIP #: Let With:	Future Cost: 0 Estimate Total: 844										

* Subject to the approval of the Transportation Improvement Program by the governing Metropolitan Planning Organization.

May-24-2018

Section 4 - 23

District Northwest

Dollars in Thousands



2019-2023 Highway and Bridge Construction Schedule

Transportation Planning

P.O. Box 270
Jefferson City, MO 65102

Construction contingency applied to construction cost in the year the project is awarded.

Three percent project growth factor compounded annually is applied to right-of-way and construction costs in program years 2, 3, 4, and 5.

No inflation is applied to the Funding From Other Sources (FFOS) or Payments.

Engineering includes PE costs, CE costs and R/W incidentals.

						STATE FISCAL YEAR PROJECT BUDGETING					
						Prior Prog.	7/2018- 6/2019	7/2019- 6/2020	7/2020- 6/2021	7/2021- 6/2022	7/2022- 6/2023
County: Nodaway	Pavement resurfacing and add rumblestrips from Rte. 136, at Ravenwood, to Rte. 169 in Grant City. \$844,000 Open Container funds.	Engineering:	99	31	292	0	0	0	0	0	0
Route: MO 46		R/W:	0	0	0	0	0	0	0	0	0
Job No.: 1S3172		Construction:	0	0	4,235	0	0	0	0	0	0
Length: 24.18	MPO: N	FFOS:	0	0	844	0	0	0	0	0	0
Fund Cat: Taking Care Of System	Fed: 3,647 State: 911 Local: 0	Payments:	0	0	0	0	0	0	0	0	0
Sec Cat: Rehab And Reconst	Awd Date: Fall 19 Anticipated Fed Cat: STBG										
TIP #: Let With:	Future Cost: 0 Estimate Total: 4,657										
County: Nodaway	Bridge replacement over the Nodaway River, 1 mile west of Rte. 113, near Skidmore. Project involves bridge S0918.	Engineering:	0	10	75	130	182	0	0	0	0
Route: MO 46		R/W:	0	0	0	0	0	0	0	0	0
Job No.: 1S3258		Construction:	0	0	0	0	2,185	0	0	0	0
Length: 0.04	MPO: N	FFOS:	0	0	0	0	0	0	0	0	0
Fund Cat: Taking Care Of System	Fed: 2,066 State: 516 Local: 0	Payments:	0	0	0	0	0	0	0	0	0
Sec Cat: Rehab And Reconst	Awd Date: 2022 Anticipated Fed Cat: NHPP										
TIP #: Let With:	Future Cost: 0 Estimate Total: 2,582										
County: Putnam	Pavement resurfacing and ADA Transition Plan improvement from Rte. 136 to Rte. 6 in Green City. \$135,000 Statewide Transportation Alternative funds.	Engineering:	4	31	111	0	0	0	0	0	0
Route: MO 129		R/W:	0	43	0	0	0	0	0	0	0
Job No.: 1P3168		Construction:	0	0	1,486	0	0	0	0	0	0
Length: 19.94	MPO: N	FFOS:	0	35	100	0	0	0	0	0	0
Fund Cat: Taking Care Of System	Fed: 1,337 State: 334 Local: 0	Payments:	0	0	0	0	0	0	0	0	0
Sec Cat: Low Type Resurfacing	Awd Date: Fall 19 Anticipated Fed Cat: STBG										
TIP #: Let With:	Future Cost: 0 Estimate Total: 1,675										
County: Putnam	Bridge rehabilitation and add guardrail over Brush Creek, 0.6 mile west of Rte. F near Livonia. Project involves bridge H0440.	Engineering:	15	26	0	0	0	0	0	0	0
Route: US 136		R/W:	0	0	0	0	0	0	0	0	0
Job No.: 1P3152		Construction:	0	300	0	0	0	0	0	0	0
Length: 0.02	MPO: N	FFOS:	0	0	0	0	0	0	0	0	0
Fund Cat: Taking Care Of System	Fed: 261 State: 65 Local: 0	Payments:	0	0	0	0	0	0	0	0	0
Sec Cat: Rehab And Reconst	Awd Date: Winter 19 Anticipated Fed Cat: NHPP										
TIP #: Let With:	Future Cost: 0 Estimate Total: 341										
County: Putnam	Pavement preservation treatment from Iowa State line to Rte. 136 in Unionville.	Engineering:	0	1	7	14	0	0	0	0	0
Route: MO 5		R/W:	0	0	0	0	0	0	0	0	0
Job No.: 1P3246		Construction:	0	0	0	178	0	0	0	0	0
Length: 8.44	MPO: N	FFOS:	0	0	0	0	0	0	0	0	0
Fund Cat: Taking Care Of System	AC-State: 161 State: 39 Local: 0	Payments:	0	0	0	0	0	0	0	0	0
Sec Cat: Preventive Maint	Awd Date: 2021 Anticipated Fed Cat: STBG										
TIP #: Let With:	Future Cost: 0 Estimate Total: 200										

* Subject to the approval of the Transportation Improvement Program by the governing Metropolitan Planning Organization.

May-24-2018

Section 4 - 24

District Northwest

Dollars in Thousands



2019-2023 Highway and Bridge Construction Schedule

Transportation Planning

P.O. Box 270
Jefferson City, MO 65102

Construction contingency applied to construction cost in the year the project is awarded.

Three percent project growth factor compounded annually is applied to right-of-way and construction costs in program years 2, 3, 4, and 5.

No inflation is applied to the Funding From Other Sources (FFOS) or Payments.

Engineering includes PE costs, CE costs and R/W incidentals.

						STATE FISCAL YEAR PROJECT BUDGETING					
						Prior Prog.	7/2018- 6/2019	7/2019- 6/2020	7/2020- 6/2021	7/2021- 6/2022	7/2022- 6/2023
County: Putnam	Bridge rehabilitation over North Blackbird Creek, 2.6 miles south of Rte. 129 near Unionville. Project involves bridge P0834.	Engineering:	4	2	7	21	0	0			
Route: RT Y		R/W:	0	0	0	0	0	0			
Job No.: 1S3163		Construction:	0	0	0	267	0	0			
Length: 0.01	MPO: N	FFOS:	0	0	0	0	0	0			
Fund Cat: Taking Care Of System	Fed: 239 State: 58 Local: 0	Payments:	0	0	0	0	0	0			
Sec Cat: Rehab And Reconst	Awd Date: 2021 Anticipated Fed Cat: NHPP										
TIP #: Let With:	Future Cost: 0 Estimate Total: 301										
County: Sullivan	Pavement preservation treatment from Rte. C, south of Green City, to Rte. 11.	Engineering:	0	1	7	14	0	0			
Route: MO 129		R/W:	0	0	0	0	0	0			
Job No.: 1S3247		Construction:	0	0	0	198	0	0			
Length: 11.36	MPO: N	FFOS:	0	0	0	0	0	0			
Fund Cat: Taking Care Of System	AC-State: 176 State: 44 Local: 0	Payments:	0	0	0	0	0	0			
Sec Cat: Preventive Maint	Awd Date: 2021 Anticipated Fed Cat: STBG										
TIP #: Let With:	Future Cost: 0 Estimate Total: 220										
County: Sullivan	ADA Transition Plan improvements within the city limits of Newtown. \$475,000 Statewide Transportation Alternatives funds.	Engineering:	142	52	0	0	0	0			
Route: MO 139		R/W:	6	0	0	0	0	0			
Job No.: 1L1800		Construction:	0	603	0	0	0	0			
Length: 0.57	MPO: N	FFOS:	5	470	0	0	0	0			
Fund Cat: Taking Care Of System	Fed: 524 State: 131 Local: 0	Payments:	0	0	0	0	0	0			
Sec Cat: N- Ada Trans	Awd Date: Fall 18 Anticipated Fed Cat: STBG										
TIP #: Let With:	Future Cost: 0 Estimate Total: 803										
County: Sullivan	Bridge replacement and add guardrail over Newtown Branch, 0.6 mile south of Rte. EE near Newtown. Project involves bridge S0583.	Engineering:	97	79	0	0	0	0			
Route: MO 139		R/W:	5	0	0	0	0	0			
Job No.: 2S2176		Construction:	0	714	0	0	0	0			
Length: 0.20	MPO: N	FFOS:	0	0	0	0	0	0			
Fund Cat: Taking Care Of System	Fed: 634 State: 159 Local: 0	Payments:	0	0	0	0	0	0			
Sec Cat: Rehab And Reconst	Awd Date: Fall 18 Anticipated Fed Cat: NHPP										
TIP #: Let With:	Future Cost: 0 Estimate Total: 895										
County: Sullivan	Bridge replacement and add guardrail over West Yellow Creek, 0.5 mile east of Rte. P near Milan. Project involves bridge L0796.	Engineering:	86	214	0	0	0	0			
Route: MO 6		R/W:	0	5	0	0	0	0			
Job No.: 1P3077		Construction:	0	854	0	0	0	0			
Length: 0.10	MPO: N	FFOS:	0	0	0	0	0	0			
Fund Cat: Taking Care Of System	Fed: 859 State: 214 Local: 0	Payments:	0	0	0	0	0	0			
Sec Cat: Rehab And Reconst	Awd Date: Winter 19 Anticipated Fed Cat: NHPP										
TIP #: Let With:	Future Cost: 0 Estimate Total: 1,159										

* Subject to the approval of the Transportation Improvement Program by the governing Metropolitan Planning Organization.

May-24-2018

Section 4 - 25

District Northwest

Dollars in Thousands



2019-2023 Highway and Bridge Construction Schedule

Transportation Planning

P.O. Box 270
Jefferson City, MO 65102

Construction contingency applied to construction cost in the year the project is awarded.

Three percent project growth factor compounded annually is applied to right-of-way and construction costs in program years 2, 3, 4, and 5.

No inflation is applied to the Funding From Other Sources (FFOS) or Payments.

Engineering includes PE costs, CE costs and R/W incidentals.

						STATE FISCAL YEAR PROJECT BUDGETING					
						Prior Prog.	7/2018- 6/2019	7/2019- 6/2020	7/2020- 6/2021	7/2021- 6/2022	7/2022- 6/2023
County: Sullivan	Rebuild pavement and upgrade sidewalks to comply with the ADA Transition Plan within the city limits of Green Castle. \$575,000 Statewide Transportation Alternative funds.	Engineering:	25	180	167	0	0	0	0	0	0
Route: MO 6		R/W:	0	10	0	0	0	0	0	0	0
Job No.: 1P3239		Construction:	0	0	1,385	0	0	0	0	0	0
Length: 0.51	MPO: N	FFOS:	0	0	575	0	0	0	0	0	0
Fund Cat: Taking Care Of System	Fed: 1,394 State: 348 Local: 0	Payments:	0	0	0	0	0	0	0	0	0
Sec Cat: N- Ada Trans	Awd Date: Summer 19 Anticipated Fed Cat: STBG										
TIP #: Let With:	Future Cost: 0 Estimate Total: 1,767										
County: Sullivan	Bridge replacement and add guardrail over West Locust Creek, 1.3 miles west of Rte. Z near Humphreys. Project involves bridge J0379.	Engineering:	126	326	0	0	0	0	0	0	0
Route: MO 6		R/W:	0	9	0	0	0	0	0	0	0
Job No.: 2P0470		Construction:	0	1,880	0	0	0	0	0	0	0
Length: 0.10	MPO: N	FFOS:	0	0	0	0	0	0	0	0	0
Fund Cat: Taking Care Of System	Fed: 1,772 State: 443 Local: 0	Payments:	0	0	0	0	0	0	0	0	0
Sec Cat: Rehab And Reconst	Awd Date: Winter 19 Anticipated Fed Cat: NHPP										
TIP #: Let With:	Future Cost: 0 Estimate Total: 2,341										
County: Sullivan	Bridge rehabilitation over Rooks Branch, 4.4 miles north of Rte. OO near Milan. Project involves bridge P0528.	Engineering:	15	17	0	0	0	0	0	0	0
Route: RT BB		R/W:	0	0	0	0	0	0	0	0	0
Job No.: 1S3151		Construction:	0	175	0	0	0	0	0	0	0
Length: 0.14	MPO: N	FFOS:	0	0	0	0	0	0	0	0	0
Fund Cat: Taking Care Of System	Fed: 154 State: 38 Local: 0	Payments:	0	0	0	0	0	0	0	0	0
Sec Cat: Rehab And Reconst	Awd Date: Winter 19 Anticipated Fed Cat: NHPP										
TIP #: Let With: 1S3148, 1S3149	Future Cost: 0 Estimate Total: 207										
County: Sullivan	Rebuild pavement and upgrade sidewalks to comply with the ADA Transition Plan on Rte. FF and Rte. D within the city limits of Green Castle. \$344,000 Statewide Transportation Alternative funds.	Engineering:	50	130	121	0	0	0	0	0	0
Route: RT D		R/W:	0	10	0	0	0	0	0	0	0
Job No.: 1S3243		Construction:	0	0	1,069	0	0	0	0	0	0
Length: 0.69	MPO: N	FFOS:	0	0	344	0	0	0	0	0	0
Fund Cat: Taking Care Of System	Fed: 1,064 State: 266 Local: 0	Payments:	0	0	0	0	0	0	0	0	0
Sec Cat: N- Ada Trans	Awd Date: Summer 19 Anticipated Fed Cat: STBG										
TIP #: Let With:	Future Cost: 0 Estimate Total: 1,380										
County: Sullivan	Bridge rehabilitation and add guardrail over Medicine Creek, 0.5 mile east of Rte. 139 near Newtown. Project involves bridge N0448.	Engineering:	16	35	0	0	0	0	0	0	0
Route: RT EE		R/W:	0	0	0	0	0	0	0	0	0
Job No.: 1S3148		Construction:	0	403	0	0	0	0	0	0	0
Length: 0.04	MPO: N	FFOS:	0	0	0	0	0	0	0	0	0
Fund Cat: Taking Care Of System	Fed: 350 State: 88 Local: 0	Payments:	0	0	0	0	0	0	0	0	0
Sec Cat: Rehab And Reconst	Awd Date: Winter 19 Anticipated Fed Cat: NHPP										
TIP #: Let With: 1S3149, 1S3151	Future Cost: 0 Estimate Total: 454										

* Subject to the approval of the Transportation Improvement Program by the governing Metropolitan Planning Organization.

May-24-2018

Section 4 - 26

District Northwest

Dollars in Thousands



2019-2023 Highway and Bridge Construction Schedule

Transportation Planning

P.O. Box 270
Jefferson City, MO 65102

Construction contingency applied to construction cost in the year the project is awarded.

Three percent project growth factor compounded annually is applied to right-of-way and construction costs in program years 2, 3, 4, and 5.

No inflation is applied to the Funding From Other Sources (FFOS) or Payments.

Engineering includes PE costs, CE costs and R/W incidentals.

Construction contingency applied to construction cost in the year the project is awarded. Three percent project growth factor compounded annually is applied to right-of-way and construction costs in program years 2, 3, 4, and 5. No inflation is applied to the Funding From Other Sources (FFOS) or Payments. Engineering includes PE costs, CE costs and R/W incidentals.							STATE FISCAL YEAR PROJECT BUDGETING						
							Prior Prog.	7/2018- 6/2019	7/2019- 6/2020	7/2020- 6/2021	7/2021- 6/2022	7/2022- 6/2023	
County: Sullivan	Pavement resurfacing and ADA Transition Plan improvements from Rte. 0 to Rte. 11 in Brookfield. \$30,000 Statewide Transportation Alternatives funds.						Engineering:	29	132	0	0	0	0
Route: RT M							R/W:	0	3	0	0	0	0
Job No.: 1S3167							Construction:	0	1,609	0	0	0	0
Length: 18.32	MPO: N						FFOS:	0	30	0	0	0	0
Fund Cat: Taking Care Of System	Fed: 1,394 State: 350 Local: 0					Payments:	0	0	0	0	0	0	
Sec Cat: Low Type Resurfacing	Awd Date: Spring 19	Anticipated Fed Cat: STBG											
TIP #:	Let With:	Future Cost: 0 Estimate Total: 1,773											
County: Sullivan	Bridge replacement over East Medicine Creek Drainage Ditch, 0.2 mile east of Rte. 139 near Osgood. Project involves bridge P0956.						Engineering:	15	57	114	0	0	0
Route: RT PP							R/W:	0	5	0	0	0	0
Job No.: 1S3140							Construction:	0	0	1,198	0	0	0
Length: 0.12	MPO: N						FFOS:	0	0	0	0	0	0
Fund Cat: Taking Care Of System	Fed: 1,099 State: 275 Local: 0					Payments:	0	0	0	0	0	0	
Sec Cat: Rehab And Reconst	Awd Date: Summer 19	Anticipated Fed Cat: NHPP											
TIP #:	Let With:	Future Cost: 0 Estimate Total: 1,389											
County: Sullivan	Bridge rehabilitation over West Fork Locust Creek, near Harris. Project involves bridge N0366.						Engineering:	20	20	0	0	0	0
Route: RT ZZ							R/W:	0	0	0	0	0	0
Job No.: 1S3149							Construction:	0	248	0	0	0	0
Length: 0.03	MPO: N						FFOS:	0	0	0	0	0	0
Fund Cat: Taking Care Of System	Fed: 214 State: 54 Local: 0					Payments:	0	0	0	0	0	0	
Sec Cat: Rehab And Reconst	Awd Date: Winter 19	Anticipated Fed Cat: NHPP											
TIP #:	Let With: 1S3148, 1S3151	Future Cost: 0 Estimate Total: 288											
County: Various	Safety projects at various locations in the Northwest District. \$1,028,000 Statewide Open Container funds.						Engineering:	0	0	0	0	72	0
Route: Various							R/W:	0	0	0	0	0	0
Job No.: 0P3022B							Construction:	0	0	0	0	1,123	0
Length: 0.00	MPO: N						FFOS:	0	0	0	0	1,028	0
Fund Cat: Safety	Fed: 1,076 State: 119 Local: 0					Payments:	0	0	0	0	0	0	
Sec Cat: Safety	Awd Date: 2022	Anticipated Fed Cat: Safety											
TIP #:	Let With:	Future Cost: 0 Estimate Total: 1,195											
County: Various	ADA Transition Plan improvements at various locations in the Northwest District. \$875,000 from Statewide Transportation Alternatives funds.						Engineering:	0	0	0	0	61	0
Route: Various							R/W:	0	0	0	0	0	0
Job No.: 0S3022B							Construction:	0	0	0	0	956	0
Length: 0.00	MPO: N						FFOS:	0	0	0	0	875	0
Fund Cat: Taking Care Of System	Fed: 814 State: 203 Local: 0					Payments:	0	0	0	0	0	0	
Sec Cat: N- Ada Trans	Awd Date: 2022	Anticipated Fed Cat: STBG											
TIP #:	Let With:	Future Cost: 0 Estimate Total: 1,017											

* Subject to the approval of the Transportation Improvement Program by the governing Metropolitan Planning Organization.

May-24-2018

Section 4 - 27

District Northwest

Dollars in Thousands



2019-2023 Highway and Bridge Construction Schedule

Transportation Planning

P.O. Box 270
Jefferson City, MO 65102

Construction contingency applied to construction cost in the year the project is awarded.

Three percent project growth factor compounded annually is applied to right-of-way and construction costs in program years 2, 3, 4, and 5.

No inflation is applied to the Funding From Other Sources (FFOS) or Payments.

Engineering includes PE costs, CE costs and R/W incidentals.

Construction contingency applied to construction cost in the year the project is awarded. Three percent project growth factor compounded annually is applied to right-of-way and construction costs in program years 2, 3, 4, and 5. No inflation is applied to the Funding From Other Sources (FFOS) or Payments. Engineering includes PE costs, CE costs and R/W incidentals.												STATE FISCAL YEAR PROJECT BUDGETING						
												Prior Prog.	7/2018- 6/2019	7/2019- 6/2020	7/2020- 6/2021	7/2021- 6/2022	7/2022- 6/2023	
County: Various	Curve safety improvements at various locations in the Northwest District.											Engineering:	0	0	0	0	0	0
Route: Various												R/W:	0	0	0	0	0	0
Job No.: 0X3121B												Construction:	0	0	0	229	0	0
Length: 0.00	MPO: N											FFOS:	0	0	0	0	0	0
Fund Cat: Safety (Statewide)	Fed: 206 State: 23 Local: 0										Payments:	0	0	0	0	0	0	
Sec Cat: Safety	Awd Date: 2021	Anticipated Fed Cat: Safety																
TIP #:	Let With:	Future Cost: 0 Estimate Total: 229																
County: Various	Job Order Contracting for guard cable and guardrail repair at various major route locations in the Northwest District.											Engineering:	0	0	0	29	0	0
Route: Various												R/W:	0	0	0	0	0	0
Job No.: 1P3126												Construction:	0	0	0	371	0	0
Length: 0.00	MPO: Y											FFOS:	0	0	0	0	0	0
Fund Cat: Taking Care Of System	AC-State: 320 State: 80 Local: 0										Payments:	0	0	0	0	0	0	
Sec Cat: Routine Maintenance	Awd Date: 2021	Anticipated Fed Cat: STBG																
TIP #:	Let With:	Future Cost: 0 Estimate Total: 400																
County: Various	Job Order Contracting for guardrail and guard cable repair on various major route locations in the Northwest District.											Engineering:	5	30	0	0	0	0
Route: Various												R/W:	0	0	0	0	0	0
Job No.: 1P3198												Construction:	0	350	0	0	0	0
Length: 0.00	MPO: Y											FFOS:	0	0	0	0	0	0
Fund Cat: Taking Care Of System	AC-State: 304 State: 76 Local: 0										Payments:	0	0	0	0	0	0	
Sec Cat: Routine Maintenance	Awd Date: Spring 19	Anticipated Fed Cat: NHPP																
TIP #:	HE-2018-02 Let With:	Future Cost: 0 Estimate Total: 385																
County: Various	Job Order Contracting for guardrail and guard cable repair on various major route locations in the Northwest District.											Engineering:	0	5	5	0	0	0
Route: Various												R/W:	0	0	0	0	0	0
Job No.: 1P3244												Construction:	0	0	361	0	0	0
Length: 0.00	MPO: Y											FFOS:	0	0	0	0	0	0
Fund Cat: Taking Care Of System	AC-State: 297 State: 74 Local: 0										Payments:	0	0	0	0	0	0	
Sec Cat: Routine Maintenance	Awd Date: 2020	Anticipated Fed Cat: NHPP																
TIP #:	Let With:	Future Cost: 0 Estimate Total: 371																
County: Various	ADA Transition Plan improvements at various locations in the Northwest District.											Engineering:	0	27	47	0	0	0
Route: Various	\$419,000 Statewide Transportation Alternative funds.											R/W:	0	0	0	0	0	0
Job No.: 1P3287												Construction:	0	0	432	0	0	0
Length: 0.00	MPO: N											FFOS:	0	0	419	0	0	0
Fund Cat: Taking Care Of System	Fed: 405 State: 101 Local: 0										Payments:	0	0	0	0	0	0	
Sec Cat: N- Ada Trans	Awd Date: 2020	Anticipated Fed Cat: STBG																
TIP #:	Let With:	Future Cost: 0 Estimate Total: 506																

* Subject to the approval of the Transportation Improvement Program by the governing Metropolitan Planning Organization.

May-24-2018

Section 4 - 28

District Northwest

Dollars in Thousands



2019-2023 Highway and Bridge Construction Schedule

Transportation Planning

P.O. Box 270
Jefferson City, MO 65102

Construction contingency applied to construction cost in the year the project is awarded.

Three percent project growth factor compounded annually is applied to right-of-way and construction costs in program years 2, 3, 4, and 5.

No inflation is applied to the Funding From Other Sources (FFOS) or Payments.

Engineering includes PE costs, CE costs and R/W incidentals.

Construction contingency applied to construction cost in the year the project is awarded. Three percent project growth factor compounded annually is applied to right-of-way and construction costs in program years 2, 3, 4, and 5. No inflation is applied to the Funding From Other Sources (FFOS) or Payments. Engineering includes PE costs, CE costs and R/W incidentals.													STATE FISCAL YEAR PROJECT BUDGETING						
													Prior Prog.	7/2018- 6/2019	7/2019- 6/2020	7/2020- 6/2021	7/2021- 6/2022	7/2022- 6/2023	
County: Various	ADA Transition Plan improvements at various locations in the Northwest District.												Engineering:	0	35	75	80	0	0
Route: Various	\$923,000 Statewide Transportation Alternative funds.												R/W:	0	0	0	0	0	0
Job No.: 1P3288													Construction:	0	0	0	979	0	0
Length: 0.00	MPO: N												FFOS:	0	0	0	923	0	0
Fund Cat: Taking Care Of System	Fed: 935 State: 234 Local: 0												Payments:	0	0	0	0	0	0
Sec Cat: N- Ada Trans	Awd Date: 2021 Anticipated Fed Cat: STBG																		
TIP #:	Let With: Future Cost: 0 Estimate Total: 1,169																		
County: Various	Bridge rehabilitation on various bridges in the Northwest District.												Engineering:	0	5	15	70	147	0
Route: Various													R/W:	0	0	0	0	0	0
Job No.: 1S3256													Construction:	0	0	0	0	2,185	0
Length: 0.00	MPO: N												FFOS:	0	0	0	0	0	0
Fund Cat: Taking Care Of System	Fed: 1,938 State: 484 Local: 0												Payments:	0	0	0	0	0	0
Sec Cat: Rehab And Reconst	Awd Date: 2022 Anticipated Fed Cat: NHPP																		
TIP #:	Let With: Future Cost: 0 Estimate Total: 2,422																		
County: Worth	Bridge replacement over the Middle Fork Grand River, 0.5 mile north of Rte. W near												Engineering:	68	49	86	148	0	0
Route: RT YY	Gentry. Project involves bridge H0617.												R/W:	0	0	6	0	0	0
Job No.: 1S3134													Construction:	0	0	0	1,899	0	0
Length: 0.14	MPO: N												FFOS:	0	0	0	0	0	0
Fund Cat: Taking Care Of System	Fed: 1,751 State: 437 Local: 0												Payments:	0	0	0	0	0	0
Sec Cat: Rehab And Reconst	Awd Date: 2021 Anticipated Fed Cat: NHPP																		
TIP #:	Let With: Future Cost: 0 Estimate Total: 2,256																		

* Subject to the approval of the Transportation Improvement Program by the governing Metropolitan Planning Organization.

May-24-2018

Section 4 - 29

District Northwest

Dollars in Thousands



2019-2023 Highway and Bridge Construction Schedule

Transportation Planning

P.O. Box 270
Jefferson City, MO 65102

Construction contingency applied to construction cost in the year the project is awarded.
Three percent project growth factor compounded annually is applied to right-of-way and construction costs in program years 2, 3, 4, and 5.
No inflation is applied to the Funding From Other Sources (FFOS) or Payments.
Engineering includes PE costs, CE costs and R/W incidentals.

STATE FISCAL YEAR PROJECT BUDGETING						
	Prior Prog.	7/2018- 6/2019	7/2019- 6/2020	7/2020- 6/2021	7/2021- 6/2022	7/2022- 6/2023
FFOS:	5	2,289	2,803	1,719	1,903	0
Total R/W:	42	212	16	27	0	0
Total Construction:	0	66,968	71,247	63,232	19,398	0
Paybacks:	0	0	0	0	0	0
Sub-Total:	42	67,180	71,263	63,259	19,398	0
Total Engineering:	5,085	9,034	7,306	5,154	1,403	0
Grand Total:	5,127	76,214	78,569	68,413	20,801	0
		2019	2020	2021	2022	2023
State		13,575	14,059	11,492	3,906	0
AC-State		20,058	18,160	21,725	5,483	0
Local		0	0	0	0	0
Sub-total State		33,633	32,219	33,217	9,389	0
Federal						
Sub-total Federal		42,581	46,350	35,196	11,412	0
Grand Total		76,214	78,569	68,413	20,801	0

Project Count: 143

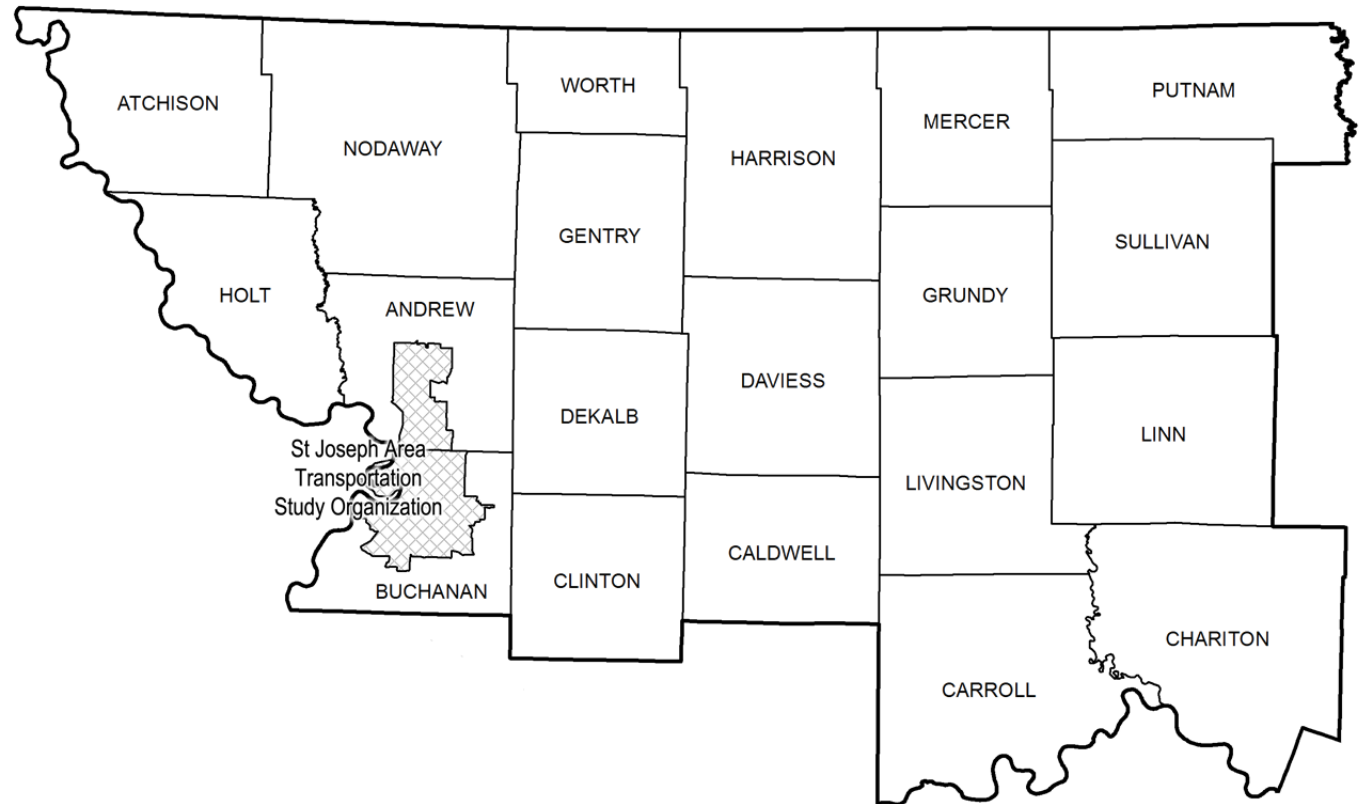
* Subject to the approval of the Transportation Improvement Program by the governing Metropolitan Planning Organization.

May-24-2018

Section 4 - 1

District Northwest

Dollars in Thousands



MoDOT's Northwest District

PAYMENT PROJECTS



2019-2023 Highway and Bridge Construction Schedule

Transportation Planning

P.O. Box 270
Jefferson City, MO 65102

Construction contingency applied to construction cost in the year the project is awarded.

Three percent project growth factor compounded annually is applied to right-of-way and construction costs in program years 2, 3, 4, and 5.

No inflation is applied to the Funding From Other Sources (FFOS) or Payments.

Engineering includes PE costs, CE costs and R/W incidentals.

Construction contingency applied to construction cost in the year the project is awarded. Three percent project growth factor compounded annually is applied to right-of-way and construction costs in program years 2, 3, 4, and 5. No inflation is applied to the Funding From Other Sources (FFOS) or Payments. Engineering includes PE costs, CE costs and R/W incidentals.													STATE FISCAL YEAR PROJECT BUDGETING					
													Prior Prog.	7/2018- 6/2019	7/2019- 6/2020	7/2020- 6/2021	7/2021- 6/2022	7/2022- 6/2023
County:	Buchanan	Payback from the Economic Development program to Buchanan County Agri-Business Center Board in SFY 2021 for the design, engineering and right of way for project 1P3035. \$357,000 Economic Development funds.										Engineering:	0	1	1	1	0	0
Route:	US 36											R/W:	0	0	0	0	0	0
Job No.:	1P3035Z											Construction:	0	0	0	0	0	0
Length:	0.50	MPO:	Y								FFOS:	0	0	0	357	0	0	
Fund Cat:	Flexible & Other	Fed: 0 State: 360 Local: 0										Payments:	0	0	0	357	0	0
Sec Cat:	Regional	Awd Date:	N/A	Anticipated Fed Cat:	State													
TIP #:		Let With:		Future Cost:	0	Estimate Total:	360											
County:	Various	On-call work zone enforcement at various locations in the Northwest District.										Engineering:	0	2	0	0	0	0
Route:	Various											R/W:	0	0	0	0	0	0
Job No.:	1P3200											Construction:	0	0	0	0	0	0
Length:	0.00	MPO:	N								FFOS:	0	0	0	0	0	0	
Fund Cat:	Safety	Fed: 11 State: 1 Local: 0										Payments:	0	10	0	0	0	0
Sec Cat:	Safety	Awd Date:	N/A	Anticipated Fed Cat:	Safety													
TIP #:		Let With:		Future Cost:	0	Estimate Total:	12											
County:	Various	Payback beginning in SFY 2008 for Safe and Sound bridges in the Northwest District.										Engineering:	0	0	0	0	0	0
Route:	Various											R/W:	169	0	0	0	0	0
Job No.:	5B08000											Construction:	0	0	0	0	0	0
Length:	0.00	MPO:	Y								FFOS:	169	0	0	0	0	0	
Fund Cat:	Taking Care Of System	Fed: 0 State: 44,865 Local: 0										Payments:	62,631	8,973	8,973	8,973	8,973	8,973
Sec Cat:	Rehab And Reconst	Awd Date:	N/A	Anticipated Fed Cat:	State													
TIP #:	BR-33	Let With:		Future Cost:	75,001 - 100,000	Estimate Total:	107,665											

* Subject to the approval of the Transportation Improvement Program by the governing Metropolitan Planning Organization.

May-24-2018

Section 4 - 1

District Northwest

Dollars in Thousands



2019-2023 Highway and Bridge Construction Schedule

Transportation Planning

P.O. Box 270
Jefferson City, MO 65102

Construction contingency applied to construction cost in the year the project is awarded.
Three percent project growth factor compounded annually is applied to right-of-way and construction costs in program years 2, 3, 4, and 5.
No inflation is applied to the Funding From Other Sources (FFOS) or Payments.
Engineering includes PE costs, CE costs and R/W incidentals.

STATE FISCAL YEAR PROJECT BUDGETING						
	Prior Prog.	7/2018- 6/2019	7/2019- 6/2020	7/2020- 6/2021	7/2021- 6/2022	7/2022- 6/2023
FFOS:	169	0	0	357	0	0
Total R/W:	169	0	0	0	0	0
Total Construction:	0	0	0	0	0	0
Paybacks:	62,631	8,983	8,973	9,330	8,973	8,973
Sub-Total:	62,800	8,983	8,973	9,330	8,973	8,973
Total Engineering:	0	3	1	1	0	0
Grand Total:	62,800	8,986	8,974	9,331	8,973	8,973
		2019	2020	2021	2022	2023
State		8,975	8,974	9,331	8,973	8,973
AC-State		0	0	0	0	0
Local		0	0	0	0	0
Sub-total State		8,975	8,974	9,331	8,973	8,973
Federal						
Sub-total Federal		11	0	0	0	0
Grand Total		8,986	8,974	9,331	8,973	8,973

Project Count: 3

* Subject to the approval of the Transportation Improvement Program by the governing Metropolitan Planning Organization.

May-24-2018

Section 4 - 1

District Northwest

Dollars in Thousands



2019-2023 Highway and Bridge Construction Schedule

Transportation Planning

P.O. Box 270
Jefferson City, MO 65102

Construction contingency applied to construction cost in the year the project is awarded.
Three percent project growth factor compounded annually is applied to right-of-way and construction costs in program years 2, 3, 4, and 5.
No inflation is applied to the Funding From Other Sources (FFOS) or Payments.
Engineering includes PE costs, CE costs and R/W incidentals.

Northwest

Total

STATE FISCAL YEAR PROJECT BUDGETING						
	Prior Prog.	7/2018- 6/2019	7/2019- 6/2020	7/2020- 6/2021	7/2021- 6/2022	7/2022- 6/2023
FFOS:	174	2,289	2,803	2,076	1,903	0
Total R/W:	211	212	16	27	0	0
Total Construction:	0	66,968	71,247	63,232	19,398	0
Paybacks:	62,631	8,983	8,973	9,330	8,973	8,973
Sub-Total:	62,842	76,163	80,236	72,589	28,371	8,973
Total Engineering:	5,085	9,037	7,307	5,155	1,403	0
Grand Total:	67,927	85,200	87,543	77,744	29,774	8,973

	2019	2020	2021	2022	2023
State	22,550	23,033	20,823	12,879	8,973
AC-State	20,058	18,160	21,725	5,483	0
Local	0	0	0	0	0
Sub-total State	42,608	41,193	42,548	18,362	8,973
Federal					
Sub-total Federal	42,592	46,350	35,196	11,412	0
Grand Total	85,200	87,543	77,744	29,774	8,973

Project Count: 146

* Subject to the approval of the Transportation Improvement Program by the governing Metropolitan Planning Organization.

May-24-2018

Section 4 - 1

District Northwest

Dollars in Thousands

**District Program Summary
Northwest**

(Dollars in Millions)

Amounts include construction and right of way, excludes engineering.

State Fiscal Year	2019	2020	2021	2022	2023
Statewide Interstate And Major Bridge - Available					
Statewide Interstate And Major Bridge - FFOS	0.000	0.000	0.000	0.000	0.000
Statewide Interstate And Major Bridge - Fund Transfers	7.432	19.114	19.573	0.000	0.000
Statewide Interstate And Major Bridge - Carryover	0.170	0.000	0.000	0.000	0.000
Award and Completed Project Adjustments	0.000	0.000	0.000	0.000	0.000
Statewide Interstate And Major Bridge - Total Available	7.602	19.114	19.573	0.000	0.000
Statewide Interstate And Major Bridge - Programmed	7.432	19.687	20.189	0.000	0.000
Safety - Available	1.139	1.139	1.720	1.699	1.694
Safety - FFOS	0.000	0.000	0.000	1.028	0.000
Safety - Fund Transfers	-1.159	-1.187	-1.687	-1.355	0.000
Safety - Carryover	0.028	0.000	0.000	0.000	0.000
Award and Completed Project Adjustments	0.002	0.081	0.066	0.000	0.000
Safety - Total Available	0.010	0.033	0.099	1.372	1.694
Safety - Programmed	0.010	0.000	0.000	1.123	0.000
Taking Care Of System - Available	22.656	23.044	23.133	22.864	22.797
Taking Care Of System - FFOS	2.289	2.803	1.719	0.875	0.000
Taking Care Of System - Fund Transfers	22.917	37.667	14.471	0.000	0.000
Taking Care Of System - Carryover	-4.314	0.000	0.000	0.000	0.000
Award and Completed Project Adjustments	18.462	4.118	5.475	1.991	0.000
Taking Care Of System - Total Available	62.010	67.632	44.798	25.730	22.797
Taking Care Of System - Programmed	68.379	60.547	51.817	27.248	8.973
Flexible & Other - Available					
Flexible & Other - FFOS	0.000	0.000	0.357	0.000	0.000
Flexible & Other - Fund Transfers	0.000	0.000	0.000	0.000	0.000
Flexible & Other - Carryover	1.242	0.000	0.000	0.000	0.000
Award and Completed Project Adjustments	0.000	0.000	0.000	0.000	0.000
Flexible & Other - Total Available	1.242	0.000	0.357	0.000	0.000
Flexible & Other - Programmed	0.000	0.000	0.357	0.000	0.000
Statewide Safety - Available					
Statewide Safety - FFOS	0.000	0.000	0.000	0.000	0.000
Statewide Safety - Fund Transfers	0.342	0.000	0.216	0.000	0.000
Statewide Safety - Carryover	0.000	0.000	0.000	0.000	0.000
Award and Completed Project Adjustments	0.000	0.000	0.000	0.000	0.000
Statewide Safety - Total Available	0.342	0.000	0.216	0.000	0.000
Statewide Safety - Programmed	0.342	0.000	0.229	0.000	0.000
Statewide Major Projects & Emerging Needs - Available					
Statewide Major Projects & Emerging Needs - FFOS	0.000	0.000	0.000	0.000	0.000
Statewide Major Projects & Emerging Needs - Fund Transfers	0.000	0.000	0.000	0.000	0.000
Statewide Major Projects & Emerging Needs - Carryover	2.020	0.000	0.000	0.000	0.000
Award and Completed Project Adjustments	0.000	0.000	0.000	0.000	0.000
Statewide Major Projects & Emerging Needs - Total Available	2.020	0.000	0.000	0.000	0.000
Statewide Major Projects & Emerging Needs - Programmed	0.000	0.000	0.000	0.000	0.000
Statewide Amendment 3 - Available					
Statewide Amendment 3 - FFOS	0.000	0.000	0.000	0.000	0.000
Statewide Amendment 3 - Fund Transfers	0.000	0.000	0.000	0.000	0.000
Statewide Amendment 3 - Carryover	0.010	0.000	0.000	0.000	0.000
Award and Completed Project Adjustments	0.000	0.000	0.000	0.000	0.000
Statewide Amendment 3 - Total Available	0.010	0.000	0.000	0.000	0.000
Statewide Amendment 3 - Programmed	0.000	0.000	0.000	0.000	0.000

Note: Three percent inflation compounded annually applied to program years 2020 - 2023

Two percent construction contingency applied to construction.

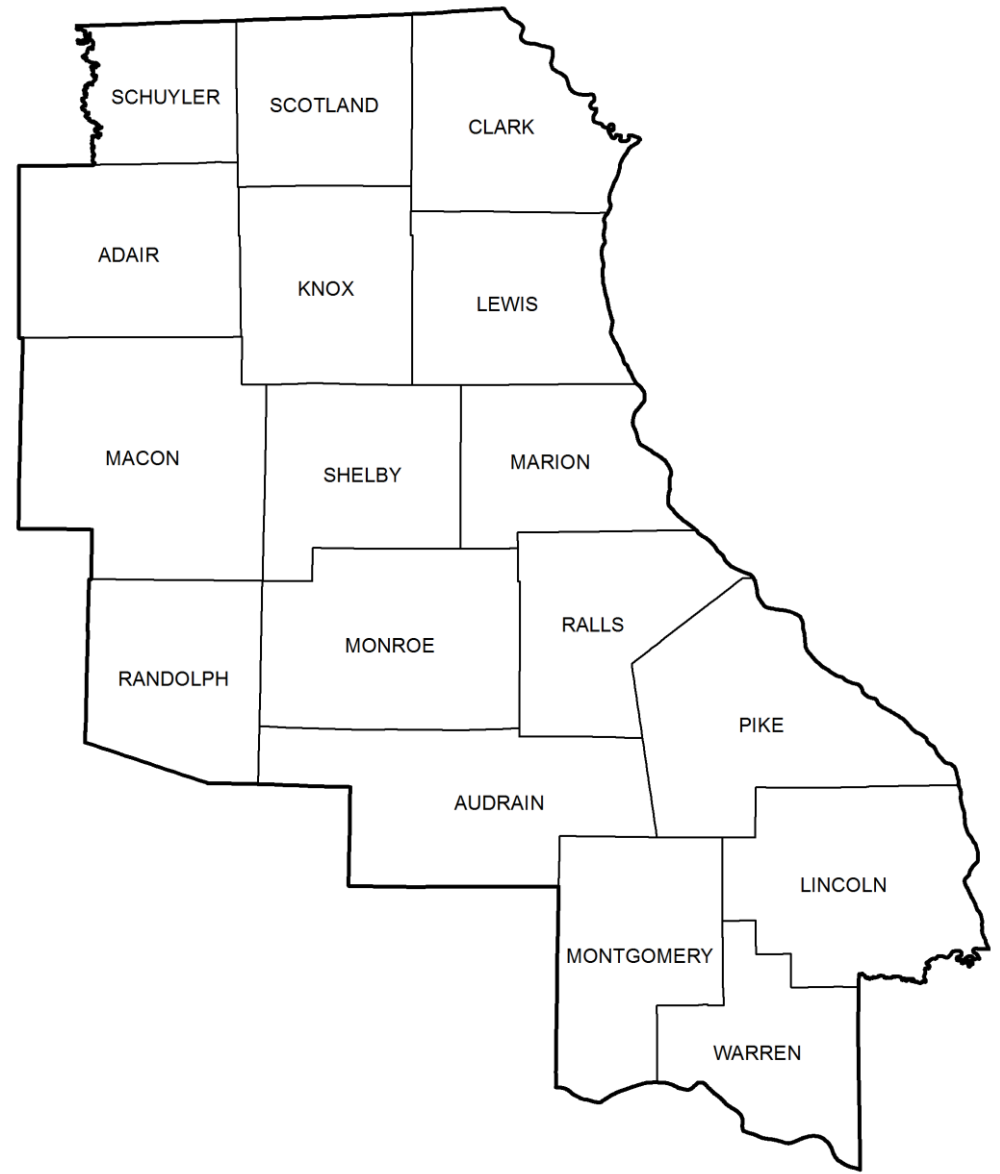
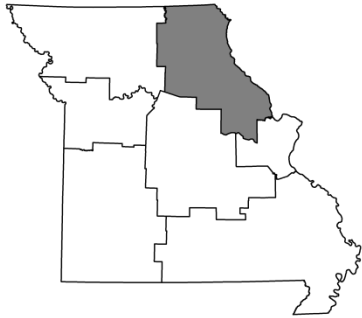
**District Program Summary
Northwest**

(Dollars in Millions)

Amounts include construction and right of way, excludes engineering.

Total Categorized Funding Available by SFY	73.236	86.779	65.043	27.102	24.491
Total Flexible Funds Available	0.000	0.700	13.977	20.885	21.088
Adjustments	18.464	4.199	5.541	1.991	0.000
Carryovers	-0.844				
Total Available by SFY	73.236	87.479	79.020	47.987	45.579
Total Programmed by SFY	76.163	80.234	72.592	28.371	8.973

*Note: Three percent inflation compounded annually applied to program years 2020 - 2023
Two percent construction contingency applied to construction.*



MoDOT's Northeast District

PROJECT DESCRIPTION KEY

2019-2023 Highway and Bridge Construction Schedule

Construction contingency applied to construction cost in the year the project is awarded.

Three percent project growth factor compounded annually is applied to right-of-way and construction in program years 2, 3, 4, and 5.

No inflation is applied to the Funding From Other Sources (FFOS) or Payments.

Engineering includes PE costs, CE costs, and R/W incidentals.

County:	XX										Engineering:	99		9	0	0	0	0
Route:	XX										R/W:	0		0	99	0	0	0
Job No.:											Construction:	0		0	0	999	0	0
Length:	MPO: Fed: State: Local:																	
Fund Cat:																		
Sec Cat:	Award Date Anticipated Fed Cat:										FFOS:	0		0	0	99	0	0
TIP#:	Let With: Future Cost: Estimate Total:										Payments:	0		99	0	0	0	0

Dollars funded from other sources.

- Dollars for construction, utilities and contingency.

- Dollars for right-of-way (land acquisition).

- Dollars to be paid back for accelerating the project or payments to others.

- Dollars for engineering that include preliminary engineering, construction engineering and right-of-way incidentals.

^Anticipated Federal Funding Category:

CMAQ - Congestion Mitigation and Air Quality.

* Usually 80% Federal & 20% State funds.

Earmark - usually 80% Federal & 20% State funds.

NHFP - National Highway Freight Program.

* Usually 80% Federal & 20% State funds.

NHPP - National Highway Performance Program.

* Usually 80% Federal & 20% State funds.

* Sometimes 90% Federal & 10% State funds.

Safety - usually 90% Federal & 10% State f

State - No federal funds, state only funded.

STBG - Surface Transportation Block Grant program.

* Usually 80% Federal & 20% State funds.

(All Costs in Thousands)

***Primary Funding Category:**

Take Care of System
Statewide Interstate & Major Bridge
Safety
Statewide Safety
Flexible & Other
Amendment 3

****Secondary Funding Category:**

- Enhancements
- Low Type Resurfacing
- N - Ada Trans (ADA Transition Plan)
- Preventive Maint (Preventive Maintenance)
- Regional
- Rehab And Reconst (Rehabilitation and Reconstruction)
- Routine Maintenance
- Safety
- Systems Operations
- Thin Lift Overlay
- Urban Safety



2019-2023 Highway and Bridge Construction Schedule

Transportation Planning

P.O. Box 270
Jefferson City, MO 65102

Construction contingency applied to construction cost in the year the project is awarded.

Three percent project growth factor compounded annually is applied to right-of-way and construction costs in program years 2, 3, 4, and 5.

No inflation is applied to the Funding From Other Sources (FFOS) or Payments.

Engineering includes PE costs, CE costs and R/W incidentals.

Construction contingency applied to construction cost in the year the project is awarded. Three percent project growth factor compounded annually is applied to right-of-way and construction costs in program years 2, 3, 4, and 5. No inflation is applied to the Funding From Other Sources (FFOS) or Payments. Engineering includes PE costs, CE costs and R/W incidentals.												STATE FISCAL YEAR PROJECT BUDGETING					
												Prior Prog.	7/2018- 6/2019	7/2019- 6/2020	7/2020- 6/2021	7/2021- 6/2022	7/2022- 6/2023
County: Adair Route: MO 11 Job No.: 2S0413 Length: 0.05 MPO: N Fund Cat: Taking Care Of System Sec Cat: Rehab And Reconst Awd Date: 2021 Anticipated Fed Cat: NHPP TIP #: Let With: Future Cost: 0 Estimate Total: 650	Bridge improvements over Steer Creek 4.7 miles east of Rte. 63 near Kirksville. Project involves bridge S0568.					Engineering: 10	1	27	97	0	0						
						R/W: 0	0	7	0	0	0						
						Construction: 0	0	0	508	0	0						
						FFOS: 0	0	0	0	0	0						
						Payments: 0	0	0	0	0	0						
County: Adair Route: MO 149 Job No.: 2S0416 Length: 0.06 MPO: N Fund Cat: Taking Care Of System Sec Cat: Rehab And Reconst Awd Date: 2022 Anticipated Fed Cat: NHPP TIP #: Let With: Future Cost: 0 Estimate Total: 821	Bridge improvements over Shuteye Creek 3 miles south of Rte. D near Connelsville. Project involves bridge S0053.					Engineering: 10	1	1	28	112	0						
						R/W: 0	0	0	2	0	0						
						Construction: 0	0	0	0	667	0						
						FFOS: 0	0	0	0	0	0						
						Payments: 0	0	0	0	0	0						
County: Adair Route: MO 6 Job No.: 2P3132 Length: 14.50 MPO: N Fund Cat: Taking Care Of System Sec Cat: Thin Lift Overlay Awd Date: Fall 18 Anticipated Fed Cat: NHPP TIP #: Let With: Future Cost: 0 Estimate Total: 3,498	Pavement resurfacing and add rumblestrips from the Chariton River near Novinger to Rte. 129 in Green City in Sullivan County (two disconnected sections). \$732,000 Open Container funds.					Engineering: 15	270	0	0	0	0						
						R/W: 0	0	0	0	0	0						
						Construction: 0	3,213	0	0	0	0						
						FFOS: 0	732	0	0	0	0						
						Payments: 0	0	0	0	0	0						
County: Audrain Route: MO 19 Job No.: 2P3153 Length: 8.47 MPO: N Fund Cat: Taking Care Of System Sec Cat: Thin Lift Overlay Awd Date: 2020 Anticipated Fed Cat: NHPP TIP #: Let With: 2P3156 Future Cost: 0 Estimate Total: 2,424	Pavement improvements from 0.2 mile north of Rte. J to 0.1 mile south of Rte. BB near Laddonia.					Engineering: 4	2	185	0	0	0						
						R/W: 0	0	0	0	0	0						
						Construction: 0	0	2,233	0	0	0						
						FFOS: 0	0	0	0	0	0						
						Payments: 0	0	0	0	0	0						
County: Audrain Route: MO 22 Job No.: 2P3095 Length: 17.66 MPO: N Fund Cat: Taking Care Of System Sec Cat: Preventive Maint Awd Date: 2021 Anticipated Fed Cat: STBG TIP #: Let With: Future Cost: 0 Estimate Total: 2,700	Pavement improvements from 0.1 mile west of Rte. E near Mexico to Rte. F in Boone County. \$346,000 Open Container funds.					Engineering: 4	2	4	178	0	0						
						R/W: 0	0	0	0	0	0						
						Construction: 0	0	0	2,512	0	0						
						FFOS: 0	0	0	346	0	0						
						Payments: 0	0	0	0	0	0						

* Subject to the approval of the Transportation Improvement Program by the governing Metropolitan Planning Organization.

May-24-2018

Section 4 - 1

District Northeast

Dollars in Thousands



2019-2023 Highway and Bridge Construction Schedule

Transportation Planning

P.O. Box 270
Jefferson City, MO 65102

Construction contingency applied to construction cost in the year the project is awarded.

Three percent project growth factor compounded annually is applied to right-of-way and construction costs in program years 2, 3, 4, and 5.

No inflation is applied to the Funding From Other Sources (FFOS) or Payments.

Engineering includes PE costs, CE costs and R/W incidentals.

						STATE FISCAL YEAR PROJECT BUDGETING					
						Prior Prog.	7/2018- 6/2019	7/2019- 6/2020	7/2020- 6/2021	7/2021- 6/2022	7/2022- 6/2023
County:	Audrain	Pavement resurfacing from Rte. 19 north junction to 0.1 mile east of Rte. U in Pike County near Curryville. Includes Rtes. F and W.				Engineering:	105	551	0	0	0
Route:	US 54					R/W:	0	0	0	0	0
Job No.:	2P3135					Construction:	0	5,704	0	0	0
Length:	21.30	MPO:	N			FFOS:	0	0	0	0	0
Fund Cat:	Taking Care Of System	Fed:	5,004	State:	1,251	Local:	0				
Sec Cat:	Thin Lift Overlay	Awd Date:	Winter 19	Anticipated Fed Cat:	NHPP	Payments:	0	0	0	0	0
TIP #:	Let With: 2P3217, 2P3133	Future Cost:	0	Estimate Total:	6,360						
County:	Audrain	Intersection improvements at Rte. 19 north junction (Basinger Corner), north of Laddonia. \$1,368,000 Open Container funds.				Engineering:	30	20	50	70	241
Route:	US 54					R/W:	0	0	206	0	0
Job No.:	2P3156					Construction:	0	0	0	0	2,564
Length:	1.90	MPO:	N			FFOS:	0	0	0	0	1,368
Fund Cat:	Safety	Fed:	2,836	State:	315	Local:	0				
Sec Cat:	Safety	Awd Date:	2022	Anticipated Fed Cat:	Safety	Payments:	0	0	0	0	0
TIP #:	Let With: 2P3153	Future Cost:	0	Estimate Total:	3,181						
County:	Audrain	Add roundabout at intersection of Rte. BB and Rte. 19 south junction (Scott's Corner), south of Laddonia. \$939,000 Open Container funds.				Engineering:	74	199	0	0	0
Route:	US 54					R/W:	0	5	0	0	0
Job No.:	2P3157					Construction:	0	1,848	0	0	0
Length:	1.50	MPO:	N			FFOS:	0	939	0	0	0
Fund Cat:	Safety	Fed:	1,846	State:	206	Local:	0				
Sec Cat:	Safety	Awd Date:	Winter 19	Anticipated Fed Cat:	Safety	Payments:	0	0	0	0	0
TIP #:	Let With:	Future Cost:	0	Estimate Total:	2,126						
County:	Audrain	Upgrade sidewalk to comply with the ADA Transition Plan on Rtes. 54, F, W and V in Vandalia and Rte. 54 in Curryville. \$287,000 Statewide Transportation Alternatives funds.				Engineering:	49	136	0	0	0
Route:	US 54					R/W:	30	0	0	0	0
Job No.:	2P3217					Construction:	0	329	0	0	0
Length:	1.02	MPO:	N			FFOS:	24	263	0	0	0
Fund Cat:	Taking Care Of System	Fed:	371	State:	94	Local:	0				
Sec Cat:	N- Ada Trans	Awd Date:	Winter 19	Anticipated Fed Cat:	STBG	Payments:	0	0	0	0	0
TIP #:	Let With: 2P3135, 2P3133	Future Cost:	0	Estimate Total:	544						
County:	Audrain	Bridge rehabilitation over West Fork Cuivre River 1 mile east of Rte. B near Rush Hill. Project involves bridge G0870.				Engineering:	0	1	1	20	110
Route:	US 54					R/W:	0	0	0	0	0
Job No.:	2P3247					Construction:	0	0	0	0	669
Length:	0.10	MPO:	N			FFOS:	0	0	0	0	0
Fund Cat:	Taking Care Of System	Fed:	641	State:	160	Local:	0				
Sec Cat:	Rehab And Reconst	Awd Date:	2022	Anticipated Fed Cat:	NHPP	Payments:	0	0	0	0	0
TIP #:	Let With:	Future Cost:	0	Estimate Total:	801						

* Subject to the approval of the Transportation Improvement Program by the governing Metropolitan Planning Organization.

May-24-2018

Section 4 - 2

District Northeast

Dollars in Thousands



2019-2023 Highway and Bridge Construction Schedule

Transportation Planning

P.O. Box 270
Jefferson City, MO 65102

Construction contingency applied to construction cost in the year the project is awarded.

Three percent project growth factor compounded annually is applied to right-of-way and construction costs in program years 2, 3, 4, and 5.

No inflation is applied to the Funding From Other Sources (FFOS) or Payments.

Engineering includes PE costs, CE costs and R/W incidentals.

Construction contingency applied to construction cost in the year the project is awarded. Three percent project growth factor compounded annually is applied to right-of-way and construction costs in program years 2, 3, 4, and 5. No inflation is applied to the Funding From Other Sources (FFOS) or Payments. Engineering includes PE costs, CE costs and R/W incidentals.												STATE FISCAL YEAR PROJECT BUDGETING					
												Prior Prog.	7/2018- 6/2019	7/2019- 6/2020	7/2020- 6/2021	7/2021- 6/2022	7/2022- 6/2023
County: Audrain Route: RT J Job No.: 2S3071 Length: 0.06 MPO: N Fund Cat: Taking Care Of System Sec Cat: Rehab And Reconst Awd Date: 2021 Anticipated Fed Cat: NHPP TIP #: Let With: Future Cost: 0 Estimate Total: 744	Bridge improvements over Middle Lick Creek 1.2 miles west of Rte. 19 near Laddonia. Project involves bridge A0217.					Engineering: 15	5	16	104	0	0						
						R/W: 0	0	1	0	0	0						
						Construction: 0	0	0	603	0	0						
						FFOS: 0	0	0	0	0	0						
						Payments: 0	0	0	0	0	0						
County: Clark Route: MO 81 Job No.: 2S3250 Length: 26.30 MPO: N Fund Cat: Taking Care Of System Sec Cat: Low Type Resurfacing Awd Date: Fall 18 Anticipated Fed Cat: STBG TIP #: Let With: Future Cost: 0 Estimate Total: 2,166	Pavement resurfacing from Rte. 136 in Clark County to Rte. 6 in Lewis County near Canton.					Engineering: 0	155	0	0	0	0						
						R/W: 0	0	0	0	0	0						
						Construction: 0	2,011	0	0	0	0						
						FFOS: 0	0	0	0	0	0						
						Payments: 0	0	0	0	0	0						
County: Clark Route: RT A Job No.: 2S3141 Length: 0.24 MPO: N Fund Cat: Taking Care Of System Sec Cat: Rehab And Reconst Awd Date: Winter 19 Anticipated Fed Cat: NHPP TIP #: Let With: Future Cost: 0 Estimate Total: 1,669	Bridge replacement over South Wyaconda River 2.6 miles south of Rte. 136 near Wyaconda. Project involves bridge S0128.					Engineering: 38	257	0	0	0	0						
						R/W: 7	0	0	0	0	0						
						Construction: 0	1,367	0	0	0	0						
						FFOS: 0	0	0	0	0	0						
						Payments: 0	0	0	0	0	0						
County: Knox Route: MO 15 Job No.: 2P3103 Length: 32.04 MPO: N Fund Cat: Taking Care Of System Sec Cat: Thin Lift Overlay Awd Date: 2020 Anticipated Fed Cat: STBG TIP #: Let With: Future Cost: 0 Estimate Total: 3,528	Pavement improvements and upgrade sidewalks to comply with ADA Transition Plan from Rte. 6 north junction at Edina to Rte. 168 at Shelbyville in Shelby County. \$223,000 Statewide Transportation Alternatives funds.					Engineering: 6	13	251	0	0	0						
						R/W: 0	4	0	0	0	0						
						Construction: 0	0	3,254	0	0	0						
						FFOS: 0	0	223	0	0	0						
						Payments: 0	0	0	0	0	0						
County: Lewis Route: MO 16 Job No.: 2S3188 Length: 15.62 MPO: N Fund Cat: Taking Care Of System Sec Cat: Preventive Maint Awd Date: Fall 19 Anticipated Fed Cat: STBG TIP #: Let With: Future Cost: 0 Estimate Total: 426	Pavement preservation treatment from Rte. 6 to Rte. B in Canton (two disconnected sections).					Engineering: 1	1	30	0	0	0						
						R/W: 0	0	0	0	0	0						
						Construction: 0	0	394	0	0	0						
						FFOS: 0	0	0	0	0	0						
						Payments: 0	0	0	0	0	0						

* Subject to the approval of the Transportation Improvement Program by the governing Metropolitan Planning Organization.

May-24-2018

Section 4 - 3

District Northeast

Dollars in Thousands



2019-2023 Highway and Bridge Construction Schedule

Transportation Planning

P.O. Box 270
Jefferson City, MO 65102

Construction contingency applied to construction cost in the year the project is awarded.

Three percent project growth factor compounded annually is applied to right-of-way and construction costs in program years 2, 3, 4, and 5.

No inflation is applied to the Funding From Other Sources (FFOS) or Payments.

Engineering includes PE costs, CE costs and R/W incidentals.

Construction contingency applied to construction cost in the year the project is awarded. Three percent project growth factor compounded annually is applied to right-of-way and construction costs in program years 2, 3, 4, and 5. No inflation is applied to the Funding From Other Sources (FFOS) or Payments. Engineering includes PE costs, CE costs and R/W incidentals.												STATE FISCAL YEAR PROJECT BUDGETING					
												Prior Prog.	7/2018- 6/2019	7/2019- 6/2020	7/2020- 6/2021	7/2021- 6/2022	7/2022- 6/2023
County: Lewis Route: RT C Job No.: 2S3148 Length: 0.06 MPO: N Fund Cat: Taking Care Of System Sec Cat: Rehab And Reconst Awd Date: 2021 Anticipated Fed Cat: NHPP TIP #: Let With: Future Cost: 0 Estimate Total: 884	Bridge improvements over Durgens Creek 1 mile west of Rte. P near LaGrange. Project involves bridge T0808.					Engineering: 15 R/W: 0 Construction: 0 FFOS: 0 Payments: 0	1 0 0 0 0	22 2 0 0 0	129 0 715 0 0	0 0 0 0 0	0 0 0 0 0						
County: Lewis Route: RT K Job No.: 3S2202 Length: 0.05 MPO: N Fund Cat: Taking Care Of System Sec Cat: Rehab And Reconst Awd Date: 2020 Anticipated Fed Cat: NHPP TIP #: Let With: Future Cost: 0 Estimate Total: 1,410	Bridge improvements over Middle Fabius River 1.9 miles south of Rte. Y near Labelle. Project involves bridge X0192.					Engineering: 32 R/W: 0 Construction: 0 FFOS: 0 Payments: 0	19 9 0 0 0	195 0 1,155 0 0	0 0 0 0 0	0 0 0 0 0	0 0 0 0 0						
County: Lincoln Route: US 61 Job No.: 2P3236 Length: 0.19 MPO: N Fund Cat: Safety Sec Cat: Safety Awd Date: Winter 19 Anticipated Fed Cat: Safety TIP #: Let With: 3P2213 Future Cost: 0 Estimate Total: 654	Add intersection turn lanes at Rte. KK near Troy.					Engineering: 30 R/W: 0 Construction: 0 FFOS: 0 Payments: 0	68 0 556 0 0	0 0 0 0 0	0 0 0 0 0	0 0 0 0 0	0 0 0 0 0						
County: Lincoln Route: US 61 Job No.: 2P3259 Length: 25.71 MPO: N Fund Cat: Taking Care Of System Sec Cat: Thin Lift Overlay Awd Date: 2021 Anticipated Fed Cat: NHPP TIP #: Let With: Future Cost: 0 Estimate Total: 8,981	Pavement resurfacing on northbound lanes from Rte. V in Lincoln County to 0.4 mile south of Rte. UU in Pike County near Bowling Green.					Engineering: 0 R/W: 0 Construction: 0 FFOS: 0 Payments: 0	2 0 0 0 0	10 0 0 0 0	571 0 8,398 0 0	0 0 0 0 0	0 0 0 0 0						
County: Lincoln Route: US 61 Job No.: 3P2213 Length: 0.63 MPO: N Fund Cat: Statewide Interstate And Major Bridge Sec Cat: Rehab And Reconst Awd Date: Winter 19 Anticipated Fed Cat: NHPP TIP #: Let With: 2P3236 Future Cost: 0 Estimate Total: 14,571	Bridge replacement on northbound and southbound lanes over Cuivre River 1.7 miles north of Rte. 47 near Troy. Project involves twin bridges A2601.					Engineering: 547 R/W: 84 Construction: 0 FFOS: 0 Payments: 0	1,062 0 12,878 0 0	0 0 0 0 0	0 0 0 0 0	0 0 0 0 0	0 0 0 0 0						

* Subject to the approval of the Transportation Improvement Program by the governing Metropolitan Planning Organization.

May-24-2018

Section 4 - 4

District Northeast

Dollars in Thousands



2019-2023 Highway and Bridge Construction Schedule

Transportation Planning

P.O. Box 270
Jefferson City, MO 65102

Construction contingency applied to construction cost in the year the project is awarded.

Three percent project growth factor compounded annually is applied to right-of-way and construction costs in program years 2, 3, 4, and 5.

No inflation is applied to the Funding From Other Sources (FFOS) or Payments.

Engineering includes PE costs, CE costs and R/W incidentals.

Construction contingency applied to construction cost in the year the project is awarded. Three percent project growth factor compounded annually is applied to right-of-way and construction costs in program years 2, 3, 4, and 5. No inflation is applied to the Funding From Other Sources (FFOS) or Payments. Engineering includes PE costs, CE costs and R/W incidentals.											STATE FISCAL YEAR PROJECT BUDGETING					
											Prior Prog.	7/2018- 6/2019	7/2019- 6/2020	7/2020- 6/2021	7/2021- 6/2022	7/2022- 6/2023
County: Lincoln	Bridge improvements over McLean's Branch 0.1 mile south of Rte. N near Winfield.					Engineering:	15	22	147	0	0	0				
Route: MO 79	Project involves bridge K0341.					R/W:	0	2	0	0	0	0				
Job No.: 2P3085						Construction:	0	0	767	0	0	0				
Length: 0.07	MPO: N					FFOS:	0	0	0	0	0	0				
Fund Cat: Taking Care Of System					Fed: 752 State: 186 Local: 0	Payments:	0	0	0	0	0	0				
Sec Cat: Rehab And Reconst	Awd Date: 2020	Anticipated Fed Cat: NHPP														
TIP #:	Let With:	Future Cost: 0 Estimate Total: 953														
County: Lincoln	Pavement preservation treatment from the Pike County line to Rte. 47 near Winfield.					Engineering:	1	1	38	0	0	0				
Route: MO 79						R/W:	0	0	0	0	0	0				
Job No.: 2P3201						Construction:	0	0	507	0	0	0				
Length: 16.94	MPO: N					FFOS:	0	0	0	0	0	0				
Fund Cat: Taking Care Of System					AC-State: 437 State: 109 Local: 0	Payments:	0	0	0	0	0	0				
Sec Cat: Preventive Maint	Awd Date: Fall 19	Anticipated Fed Cat: STBG														
TIP #:	Let With:	Future Cost: 0 Estimate Total: 547														
County: Lincoln	Pavement resurfacing from Rte. 47 to 0.7 mile south of Rte. C near Old Monroe.					Engineering:	5	1	3	40	0	0				
Route: MO 79						R/W:	0	0	0	0	0	0				
Job No.: 2P3241						Construction:	0	0	0	533	0	0				
Length: 3.42	MPO: N					FFOS:	0	0	0	0	0	0				
Fund Cat: Taking Care Of System					AC-State: 461 State: 116 Local: 0	Payments:	0	0	0	0	0	0				
Sec Cat: Thin Lift Overlay	Awd Date: 2021	Anticipated Fed Cat: STBG														
TIP #:	Let With:	Future Cost: 0 Estimate Total: 582														
County: Lincoln	Pavement resurfacing from Rte. DD in Lincoln County to I-70 near Pendleton in Warren County.					Engineering:	5	1	3	65	0	0				
Route: RT A						R/W:	0	0	0	0	0	0				
Job No.: 2S3239						Construction:	0	0	0	912	0	0				
Length: 12.97	MPO: N					FFOS:	0	0	0	0	0	0				
Fund Cat: Taking Care Of System					AC-State: 785 State: 196 Local: 0	Payments:	0	0	0	0	0	0				
Sec Cat: Low Type Resurfacing	Awd Date: 2021	Anticipated Fed Cat: STBG														
TIP #:	Let With:	Future Cost: 0 Estimate Total: 986														
County: Lincoln	Pavement preservation treatment from Rte. UU in Silex to Rte. 61.					Engineering:	1	11	0	0	0	0				
Route: RT E						R/W:	0	0	0	0	0	0				
Job No.: 2S3192						Construction:	0	135	0	0	0	0				
Length: 5.25	MPO: N					FFOS:	0	0	0	0	0	0				
Fund Cat: Taking Care Of System					AC-State: 117 State: 29 Local: 0	Payments:	0	0	0	0	0	0				
Sec Cat: Preventive Maint	Awd Date: Fall 18	Anticipated Fed Cat: STBG														
TIP #:	Let With:	Future Cost: 0 Estimate Total: 147														

* Subject to the approval of the Transportation Improvement Program by the governing Metropolitan Planning Organization.

May-24-2018

Section 4 - 5

District Northeast

Dollars in Thousands



2019-2023 Highway and Bridge Construction Schedule

Transportation Planning

P.O. Box 270
Jefferson City, MO 65102

Construction contingency applied to construction cost in the year the project is awarded.

Three percent project growth factor compounded annually is applied to right-of-way and construction costs in program years 2, 3, 4, and 5.

No inflation is applied to the Funding From Other Sources (FFOS) or Payments.

Engineering includes PE costs, CE costs and R/W incidentals.

Construction contingency applied to construction cost in the year the project is awarded. Three percent project growth factor compounded annually is applied to right-of-way and construction costs in program years 2, 3, 4, and 5. No inflation is applied to the Funding From Other Sources (FFOS) or Payments. Engineering includes PE costs, CE costs and R/W incidentals.										STATE FISCAL YEAR PROJECT BUDGETING						
										Prior Prog.	7/2018- 6/2019	7/2019- 6/2020	7/2020- 6/2021	7/2021- 6/2022	7/2022- 6/2023	
County: Lincoln	Pavement preservation treatment from Rte. Y to Rte. 47 near Winfield.									Engineering:	1	1	11	0	0	0
Route: RT EE										R/W:	0	0	0	0	0	0
Job No.: 2S3189										Construction:	0	0	133	0	0	0
Length: 5.26	MPO: N								FFOS:	0	0	0	0	0	0	
Fund Cat: Taking Care Of System			AC-State: 116	State: 29	Local: 0					Payments:	0	0	0	0	0	
Sec Cat: Preventive Maint	Awd Date: Fall 19	Anticipated Fed Cat: STBG														
TIP #: Let With:	Future Cost: 0		Estimate Total: 146													
County: Lincoln	Pavement preservation treatment from Rte. E south junction to Rte. 47 at Troy.									Engineering:	1	18	0	0	0	0
Route: RT H										R/W:	0	0	0	0	0	0
Job No.: 2S3193										Construction:	0	223	0	0	0	0
Length: 11.02	MPO: N								FFOS:	0	0	0	0	0	0	
Fund Cat: Taking Care Of System			AC-State: 192	State: 49	Local: 0					Payments:	0	0	0	0	0	
Sec Cat: Preventive Maint	Awd Date: Fall 18	Anticipated Fed Cat: STBG														
TIP #: Let With:	Future Cost: 0		Estimate Total: 242													
County: Lincoln	Bridge replacement over King's Lake 1.9 miles east of Rte. 79 near Elsberry. Project involves bridge N0386.									Engineering:	6	2	50	91	0	0
Route: RT M										R/W:	0	0	2	0	0	0
Job No.: 2S3005										Construction:	0	0	0	621	0	0
Length: 0.04	MPO: N								FFOS:	0	0	0	0	0	0	
Fund Cat: Flexible & Other			Fed: 614	State: 152	Local: 0					Payments:	0	0	0	0	0	
Sec Cat: Rehab And Reconst	Awd Date: 2021	Anticipated Fed Cat: NHPP														
TIP #: Let With:	Future Cost: 0		Estimate Total: 772													
County: Lincoln	Pavement resurfacing from Rte. 47 to Rte. J south junction near Troy.									Engineering:	5	1	1	43	0	0
Route: RT U										R/W:	0	0	0	0	0	0
Job No.: 2S3240										Construction:	0	0	0	625	0	0
Length: 8.89	MPO: N								FFOS:	0	0	0	0	0	0	
Fund Cat: Taking Care Of System			AC-State: 536	State: 134	Local: 0					Payments:	0	0	0	0	0	
Sec Cat: Low Type Resurfacing	Awd Date: 2021	Anticipated Fed Cat: STBG														
TIP #: Let With:	Future Cost: 0		Estimate Total: 675													
County: Lincoln	Pavement resurfacing from Rte. B to Rte. KK near Brussels.									Engineering:	5	1	1	39	0	0
Route: RT W										R/W:	0	0	0	0	0	0
Job No.: 2S3238										Construction:	0	0	0	552	0	0
Length: 7.85	MPO: N								FFOS:	0	0	0	0	0	0	
Fund Cat: Taking Care Of System			AC-State: 475	State: 118	Local: 0					Payments:	0	0	0	0	0	
Sec Cat: Low Type Resurfacing	Awd Date: 2021	Anticipated Fed Cat: STBG														
TIP #: Let With:	Future Cost: 0		Estimate Total: 598													

* Subject to the approval of the Transportation Improvement Program by the governing Metropolitan Planning Organization.

May-24-2018

Section 4 - 6

District Northeast

Dollars in Thousands



2019-2023 Highway and Bridge Construction Schedule

Transportation Planning

P.O. Box 270
Jefferson City, MO 65102

Construction contingency applied to construction cost in the year the project is awarded.

Three percent project growth factor compounded annually is applied to right-of-way and construction costs in program years 2, 3, 4, and 5.

No inflation is applied to the Funding From Other Sources (FFOS) or Payments.

Engineering includes PE costs, CE costs and R/W incidentals.

Construction contingency applied to construction cost in the year the project is awarded. Three percent project growth factor compounded annually is applied to right-of-way and construction costs in program years 2, 3, 4, and 5. No inflation is applied to the Funding From Other Sources (FFOS) or Payments. Engineering includes PE costs, CE costs and R/W incidentals.										STATE FISCAL YEAR PROJECT BUDGETING					
										Prior Prog.	7/2018- 6/2019	7/2019- 6/2020	7/2020- 6/2021	7/2021- 6/2022	7/2022- 6/2023
County: Macon Route: MO 149 Job No.: 2S3223 Length: 0.70 MPO: N Fund Cat: Taking Care Of System Sec Cat: N- Ada Trans Awd Date: Spring 19 Anticipated Fed Cat: STBG TIP #: Let With: Future Cost: 0 Estimate Total: 379	Upgrade sidewalks to comply with the ADA Transition Plan from Trailer Court Lane to Delmar Place in New Cambria. \$236,000 Statewide Transportation Alternatives funds.				Engineering: 24 R/W: 10 Construction: 0 FFOS: 0 Payments: 0	50 0 295 236 0	0 0 0 0 0	0 0 0 0 0	0 0 0 0 0						
County: Macon Route: US 63 Job No.: 2P2216 Length: 5.42 MPO: N Fund Cat: Taking Care Of System Sec Cat: Thin Lift Overlay Awd Date: 2021 Anticipated Fed Cat: NHPP TIP #: Let With: Future Cost: 0 Estimate Total: 3,703	Pavement resurfacing and upgrade sidewalk to comply with the ADA Transition Plan from 1.1 miles north of Rte. 36 to 0.6 mile south of Rte. YY near Macon. \$784,000 Statewide Transportation Alternatives funds.				Engineering: 18 R/W: 0 Construction: 0 FFOS: 0 Payments: 0	100 0 0 0 0	65 26 0 0 0	259 0 3,235 784 0	0 0 0 0 0						
County: Macon Route: RT C Job No.: 2S3172 Length: 0.32 MPO: N Fund Cat: Taking Care Of System Sec Cat: N- Ada Trans Awd Date: Spring 19 Anticipated Fed Cat: STBG TIP #: Let With: 2S3155 Future Cost: 0 Estimate Total: 934	Rebuild pavement and upgrade sidewalk to comply with the ADA Transition Plan on Rte. C in Bevier. \$245,000 Statewide Transportation Alternatives funds.				Engineering: 122 R/W: 25 Construction: 0 FFOS: 20 Payments: 0	74 0 713 225 0	0 0 0 0 0	0 0 0 0 0	0 0 0 0 0						
County: Macon Route: RT C Job No.: 2S3206 Length: 24.00 MPO: N Fund Cat: Taking Care Of System Sec Cat: Preventive Maint Awd Date: Fall 19 Anticipated Fed Cat: STBG TIP #: Let With: Future Cost: 0 Estimate Total: 656	Pavement preservation treatment from 0.4 mile south of Rte. 36 to Rte. JJ in Huntsville in Randolph County.				Engineering: 1 R/W: 0 Construction: 0 FFOS: 0 Payments: 0	1 0 0 0 0	47 0 607 0 0	0 0 0 0 0	0 0 0 0 0						
County: Macon Route: RT D Job No.: 2S2168 Length: 0.20 MPO: N Fund Cat: Taking Care Of System Sec Cat: Rehab And Reconst Awd Date: 2020 Anticipated Fed Cat: STBG TIP #: Let With: Future Cost: 0 Estimate Total: 1,753	Bridge improvements over BNSF Railway in La Plata. Project involves bridge K0516.				Engineering: 35 R/W: 0 Construction: 0 FFOS: 0 Payments: 0	22 2 0 0 0	178 0 1,516 0 0	0 0 0 0 0	0 0 0 0 0						

* Subject to the approval of the Transportation Improvement Program by the governing Metropolitan Planning Organization.

May-24-2018

Section 4 - 7

District Northeast

Dollars in Thousands



2019-2023 Highway and Bridge Construction Schedule

Transportation Planning

P.O. Box 270
Jefferson City, MO 65102

Construction contingency applied to construction cost in the year the project is awarded.

Three percent project growth factor compounded annually is applied to right-of-way and construction costs in program years 2, 3, 4, and 5.

No inflation is applied to the Funding From Other Sources (FFOS) or Payments.

Engineering includes PE costs, CE costs and R/W incidentals.

Construction contingency applied to construction cost in the year the project is awarded. Three percent project growth factor compounded annually is applied to right-of-way and construction costs in program years 2, 3, 4, and 5. No inflation is applied to the Funding From Other Sources (FFOS) or Payments. Engineering includes PE costs, CE costs and R/W incidentals.												STATE FISCAL YEAR PROJECT BUDGETING					
												Prior Prog.	7/2018- 6/2019	7/2019- 6/2020	7/2020- 6/2021	7/2021- 6/2022	7/2022- 6/2023
County: Macon Route: RT DD Job No.: 2S3198 Length: 0.06 MPO: N Fund Cat: Taking Care Of System Sec Cat: Rehab And Reconst Awd Date: 2021 Anticipated Fed Cat: NHPP TIP #: Let With: Future Cost: 0 Estimate Total: 742	Bridge improvements over Billy's Branch 0.8 mile west of Rte. K near Ten Mile. Project involves bridge R0049.					Engineering: 2	2	22	115	0	0						
						R/W: 0	0	2	0	0	0						
						Construction: 0	0	0	599	0	0						
						FFOS: 0	0	0	0	0	0						
						Payments: 0	0	0	0	0	0						
County: Macon Route: RT DD Job No.: 2S3232 Length: 0.02 MPO: N Fund Cat: Taking Care Of System Sec Cat: Preventive Maint Awd Date: 2020 Anticipated Fed Cat: NHPP TIP #: Let With: 2S3234, 2S3235, 2S3233 Future Cost: 0 Estimate Total: 117	Bridge painting over Middle Fork Salt River 3.3 miles east of Rte. 63, near Kellogg. Project involves bridge R0048.					Engineering: 0	2	9	0	0	0						
						R/W: 0	0	0	0	0	0						
						Construction: 0	0	106	0	0	0						
						FFOS: 0	0	0	0	0	0						
						Payments: 0	0	0	0	0	0						
County: Macon Route: RT J Job No.: 2S3235 Length: 0.02 MPO: N Fund Cat: Taking Care Of System Sec Cat: Preventive Maint Awd Date: 2020 Anticipated Fed Cat: NHPP TIP #: Let With: 2S3232, 2S3234, 2S3233 Future Cost: 0 Estimate Total: 85	Bridge painting over Middle Fork Chariton River 0.6 mile west of Rte. O, near Plainview. Project involves bridge X0122.					Engineering: 0	2	7	0	0	0						
						R/W: 0	0	0	0	0	0						
						Construction: 0	0	76	0	0	0						
						FFOS: 0	0	0	0	0	0						
						Payments: 0	0	0	0	0	0						
County: Macon Route: RT M Job No.: 2S3221 Length: 0.56 MPO: N Fund Cat: Taking Care Of System Sec Cat: N- Ada Trans Awd Date: Fall 19 Anticipated Fed Cat: STBG TIP #: Let With: Future Cost: 0 Estimate Total: 341	Upgrade sidewalks to comply with the ADA Transition Plan from Aaron Street to Orchard Street in Atlanta. \$204,000 Statewide Transportation Alternatives funds.					Engineering: 20	25	28	0	0	0						
						R/W: 0	5	0	0	0	0						
						Construction: 0	0	263	0	0	0						
						FFOS: 0	0	204	0	0	0						
						Payments: 0	0	0	0	0	0						
County: Macon Route: RT M Job No.: 2S3234 Length: 0.03 MPO: N Fund Cat: Taking Care Of System Sec Cat: Preventive Maint Awd Date: 2020 Anticipated Fed Cat: NHPP TIP #: Let With: 2S3232, 2S3235, 2S3233 Future Cost: 0 Estimate Total: 184	Bridge painting over Middle Fork Salt River 1.8 miles east of Rte. 63, near Atlanta. Project involves bridge L0628.					Engineering: 0	2	15	0	0	0						
						R/W: 0	0	0	0	0	0						
						Construction: 0	0	167	0	0	0						
						FFOS: 0	0	0	0	0	0						
						Payments: 0	0	0	0	0	0						

* Subject to the approval of the Transportation Improvement Program by the governing Metropolitan Planning Organization.

May-24-2018

Section 4 - 8

District Northeast

Dollars in Thousands



2019-2023 Highway and Bridge Construction Schedule

Transportation Planning

P.O. Box 270
Jefferson City, MO 65102

Construction contingency applied to construction cost in the year the project is awarded.

Three percent project growth factor compounded annually is applied to right-of-way and construction costs in program years 2, 3, 4, and 5.

No inflation is applied to the Funding From Other Sources (FFOS) or Payments.

Engineering includes PE costs, CE costs and R/W incidentals.

Construction contingency applied to construction cost in the year the project is awarded. Three percent project growth factor compounded annually is applied to right-of-way and construction costs in program years 2, 3, 4, and 5. No inflation is applied to the Funding From Other Sources (FFOS) or Payments. Engineering includes PE costs, CE costs and R/W incidentals.							STATE FISCAL YEAR PROJECT BUDGETING					
							Prior Prog.	7/2018- 6/2019	7/2019- 6/2020	7/2020- 6/2021	7/2021- 6/2022	7/2022- 6/2023
County: Macon Route: RT O Job No.: 2S3155 Length: 0.34 MPO: N Fund Cat: Taking Care Of System Sec Cat: Rehab And Reconst Awd Date: Spring 19 TIP #: Let With: 2S3172	Rebuild pavement from 0.3 mile north of Rte. 36 interchange to south ramps at interchange at Bevier. AC-State: 295 State: 74 Local: 0 Anticipated Fed Cat: STBG Future Cost: 0 Estimate Total: 373	Engineering: R/W: Construction: FFOS: Payments:	4 0 0 0 0 0	51 0 318 0 0 0	0 0 0 0 0 0	0 0 0 0 0 0						
County: Macon Route: RT PP Job No.: 2S3070 Length: 0.06 MPO: N Fund Cat: Taking Care Of System Sec Cat: Rehab And Reconst Awd Date: Spring 19 TIP #: Let With:	Bridge replacement over Winn Branch 1 mile west of Rte. V near Macon. Project involves bridge N0559. Fed: 619 State: 155 Local: 0 Anticipated Fed Cat: NHPP Future Cost: 0 Estimate Total: 804	Engineering: R/W: Construction: FFOS: Payments:	30 0 0 0 0 0	210 1 563 0 0 0	0 0 0 0 0 0	0 0 0 0 0 0						
County: Marion Route: US 24 Job No.: 2P3003 Length: 0.46 MPO: N Fund Cat: Statewide Interstate And Major Bridge Sec Cat: Preventive Maint Awd Date: N/A TIP #: Let With:	Payment to IDOT in SFY 2019 for deck sealing on Quincy Bayview bridge. Cost represents Missouri's share. Project involves bridge A4274. AC-State: 41 State: 10 Local: 0 Anticipated Fed Cat: NHPP Future Cost: 0 Estimate Total: 53	Engineering: R/W: Construction: FFOS: Payments:	2 0 0 0 0 0	1 0 50 0 0 0	0 0 0 0 0 0	0 0 0 0 0 0						
County: Marion Route: US 24 Job No.: 2P3127 Length: 15.24 MPO: N Fund Cat: Taking Care Of System Sec Cat: Thin Lift Overlay Awd Date: Fall 18 TIP #: Let With:	Pavement resurfacing on eastbound and westbound lanes from 0.3 mile north of Rte. F to 2.4 miles east of Rte. 61 near Taylor. Fed: 7,062 State: 1,766 Local: 0 Anticipated Fed Cat: NHPP Future Cost: 0 Estimate Total: 8,843	Engineering: R/W: Construction: FFOS: Payments:	15 0 0 0 0 0	600 0 8,228 0 0 0	0 0 0 0 0 0	0 0 0 0 0 0						
County: Marion Route: US 24 Job No.: 2P3162 Length: 0.46 MPO: N Fund Cat: Taking Care Of System Sec Cat: Preventive Maint Awd Date: N/A TIP #: Let With:	Payment to IDOT in SFY 2021 for deck sealing on Quincy Bayview bridge. Cost represents Missouri's share. Project involves bridge A4274. Fed: 26 State: 6 Local: 0 Anticipated Fed Cat: NHPP Future Cost: 0 Estimate Total: 32	Engineering: R/W: Construction: FFOS: Payments:	0 0 0 0 0 0	0 0 0 0 0 0	1 0 0 0 0 0	0 0 30 0 0 0						

* Subject to the approval of the Transportation Improvement Program by the governing Metropolitan Planning Organization.

May-24-2018

Section 4 - 9

District Northeast

Dollars in Thousands



2019-2023 Highway and Bridge Construction Schedule

Transportation Planning

P.O. Box 270
Jefferson City, MO 65102

Construction contingency applied to construction cost in the year the project is awarded.

Three percent project growth factor compounded annually is applied to right-of-way and construction costs in program years 2, 3, 4, and 5.

No inflation is applied to the Funding From Other Sources (FFOS) or Payments.

Engineering includes PE costs, CE costs and R/W incidentals.

Construction contingency applied to construction cost in the year the project is awarded. Three percent project growth factor compounded annually is applied to right-of-way and construction costs in program years 2, 3, 4, and 5. No inflation is applied to the Funding From Other Sources (FFOS) or Payments. Engineering includes PE costs, CE costs and R/W incidentals.												STATE FISCAL YEAR PROJECT BUDGETING					
												Prior Prog.	7/2018-	7/2019-	7/2020-	7/2021-	7/2022-
													6/2019	6/2020	6/2021	6/2022	6/2023
County: Marion Route: US 24 Job No.: 2P3168 Length: 2.94 MPO: N Fund Cat: Taking Care Of System																	

* Subject to the approval of the Transportation Improvement Program by the governing Metropolitan Planning Organization.

May-24-2018

Section 4 - 10

District Northeast

Dollars in Thousands



2019-2023 Highway and Bridge Construction Schedule

Transportation Planning

P.O. Box 270
Jefferson City, MO 65102

Construction contingency applied to construction cost in the year the project is awarded.

Three percent project growth factor compounded annually is applied to right-of-way and construction costs in program years 2, 3, 4, and 5.

No inflation is applied to the Funding From Other Sources (FFOS) or Payments.

Engineering includes PE costs, CE costs and R/W incidentals.

Construction contingency applied to construction cost in the year the project is awarded. Three percent project growth factor compounded annually is applied to right-of-way and construction costs in program years 2, 3, 4, and 5. No inflation is applied to the Funding From Other Sources (FFOS) or Payments. Engineering includes PE costs, CE costs and R/W incidentals.													STATE FISCAL YEAR PROJECT BUDGETING						
													Prior Prog.	7/2018- 6/2019	7/2019- 6/2020	7/2020- 6/2021	7/2021- 6/2022	7/2022- 6/2023	
County: Marion	Bridge improvements on northbound lane over Rte. 24 outer road 1.5 miles north of Rte. 6 at Taylor interchange. Project involves bridge A3152.												Engineering:	2	2	16	50	0	0
Route: US 61													R/W:	0	0	0	0	0	0
Job No.: 2P3181													Construction:	0	0	0	425	0	0
Length: 0.11	MPO: N												FFOS:	0	0	0	0	0	0
Fund Cat: Taking Care Of System	Fed: 395 State: 98 Local: 0												Payments:	0	0	0	0	0	0
Sec Cat: Rehab And Reconst	Awd Date: 2021 Anticipated Fed Cat: NHPP																		
TIP #:	Let With: Future Cost: 0 Estimate Total: 495																		
County: Marion	Bridge improvements on southbound lane over Rte. 24 outer road 1.5 miles north of Rte. 6 at Taylor interchange. Project involves bridge A3152.												Engineering:	2	10	56	0	0	0
Route: US 61													R/W:	0	0	0	0	0	0
Job No.: 2P3182													Construction:	0	0	413	0	0	0
Length: 0.12	MPO: N												FFOS:	0	0	0	0	0	0
Fund Cat: Taking Care Of System	Fed: 382 State: 97 Local: 0												Payments:	0	0	0	0	0	0
Sec Cat: Rehab And Reconst	Awd Date: 2020 Anticipated Fed Cat: NHPP																		
TIP #:	Let With: Future Cost: 0 Estimate Total: 481																		
County: Marion	Pavement resurfacing from 0.2 mile west of Rte. 61 to the Mississippi River in Hannibal.												Engineering:	6	76	0	0	0	0
Route: IS 72													R/W:	0	0	0	0	0	0
Job No.: 2I3096													Construction:	0	824	0	0	0	0
Length: 3.86	MPO: N												FFOS:	0	0	0	0	0	0
Fund Cat: Statewide Interstate And Major Bridge	Fed: 810 State: 90 Local: 0												Payments:	0	0	0	0	0	0
Sec Cat: Preventive Maint	Awd Date: Fall 18 Anticipated Fed Cat: NHPP																		
TIP #:	Let With: 2P3129 Future Cost: 0 Estimate Total: 906																		
County: Marion	Bridge painting over Lyon Street and Warren Barrett Drive 0.4 mile north of Rte. T in Hannibal. Project involves bridge A1044.												Engineering:	2	16	0	0	0	0
Route: MO 79													R/W:	0	0	0	0	0	0
Job No.: 2P3273													Construction:	0	153	0	0	0	0
Length: 0.17	MPO: N												FFOS:	0	0	0	0	0	0
Fund Cat: Taking Care Of System	Fed: 135 State: 34 Local: 0												Payments:	0	0	0	0	0	0
Sec Cat: Preventive Maint	Awd Date: Spring 19 Anticipated Fed Cat: NHPP																		
TIP #:	Let With: Future Cost: 0 Estimate Total: 171																		
County: Marion	Bridge rehabilitation over South Fabius River 0.8 mile east of Rte. M near Palmyra. Project involves bridge X0345.												Engineering:	42	107	0	0	0	0
Route: RT A													R/W:	0	5	0	0	0	0
Job No.: 2S3045													Construction:	0	504	0	0	0	0
Length: 0.08	MPO: N												FFOS:	0	0	0	0	0	0
Fund Cat: Taking Care Of System	Fed: 493 State: 123 Local: 0												Payments:	0	0	0	0	0	0
Sec Cat: Rehab And Reconst	Awd Date: Winter 19 Anticipated Fed Cat: NHPP																		
TIP #:	Let With: Future Cost: 0 Estimate Total: 658																		

* Subject to the approval of the Transportation Improvement Program by the governing Metropolitan Planning Organization.

May-24-2018

Section 4 - 11

District Northeast

Dollars in Thousands



2019-2023 Highway and Bridge Construction Schedule

Transportation Planning

P.O. Box 270
Jefferson City, MO 65102

Construction contingency applied to construction cost in the year the project is awarded.

Three percent project growth factor compounded annually is applied to right-of-way and construction costs in program years 2, 3, 4, and 5.

No inflation is applied to the Funding From Other Sources (FFOS) or Payments.

Engineering includes PE costs, CE costs and R/W incidentals.

Construction contingency applied to construction cost in the year the project is awarded. Three percent project growth factor compounded annually is applied to right-of-way and construction costs in program years 2, 3, 4, and 5. No inflation is applied to the Funding From Other Sources (FFOS) or Payments. Engineering includes PE costs, CE costs and R/W incidentals.											STATE FISCAL YEAR PROJECT BUDGETING					
											Prior Prog.	7/2018- 6/2019	7/2019- 6/2020	7/2020- 6/2021	7/2021- 6/2022	7/2022- 6/2023
County: Marion Route: RT A Job No.: 2S3229 Length: 8.52 MPO: N Fund Cat: Taking Care Of System Sec Cat: Low Type Resurfacing Awd Date: 2020 Anticipated Fed Cat: STBG TIP #: Let With: Future Cost: 0 Estimate Total: 627	Engineering: R/W: Construction: FFOS: Payments:	2 0 0 0 0	2 0 0 0 0	41 0 582 565 0	0 0 0 0 0	0 0 0 0 0										
County: Marion Route: RT A Job No.: 2S3272 Length: 0.04 MPO: N Fund Cat: Taking Care Of System Sec Cat: Preventive Maint Awd Date: Spring 19 Anticipated Fed Cat: NHPP TIP #: Let With: Future Cost: 0 Estimate Total: 178	Engineering: R/W: Construction: FFOS: Payments:	2 0 0 0 0	14 0 162 0 0	0 0 0 0 0	0 0 0 0 0	0 0 0 0 0										
County: Marion Route: CST RESERVOIR ST Job No.: 2S3271 Length: 0.05 MPO: N Fund Cat: Taking Care Of System Sec Cat: Preventive Maint Awd Date: Spring 19 Anticipated Fed Cat: NHPP TIP #: Let With: Future Cost: 0 Estimate Total: 354	Engineering: R/W: Construction: FFOS: Payments:	2 0 0 0 0	28 0 324 0 0	0 0 0 0 0	0 0 0 0 0	0 0 0 0 0										
County: Marion Route: RT W Job No.: 2S3209 Length: 3.32 MPO: N Fund Cat: Taking Care Of System Sec Cat: Preventive Maint Awd Date: Fall 19 Anticipated Fed Cat: STBG TIP #: Let With: Future Cost: 0 Estimate Total: 93	Engineering: R/W: Construction: FFOS: Payments:	1 0 0 0 0	1 0 0 0 0	7 0 84 0 0	0 0 0 0 0	0 0 0 0 0										
County: Monroe Route: MO 15 Job No.: 2P3202 Length: 24.56 MPO: N Fund Cat: Taking Care Of System Sec Cat: Preventive Maint Awd Date: Fall 19 Anticipated Fed Cat: STBG TIP #: Let With: Future Cost: 0 Estimate Total: 670	Engineering: R/W: Construction: FFOS: Payments:	1 0 0 0 0	2 0 0 0 0	47 0 620 0 0	0 0 0 0 0	0 0 0 0 0										

* Subject to the approval of the Transportation Improvement Program by the governing Metropolitan Planning Organization.

May-24-2018

Section 4 - 12

District Northeast

Dollars in Thousands



2019-2023 Highway and Bridge Construction Schedule

Transportation Planning

P.O. Box 270
Jefferson City, MO 65102

Construction contingency applied to construction cost in the year the project is awarded.

Three percent project growth factor compounded annually is applied to right-of-way and construction costs in program years 2, 3, 4, and 5.

No inflation is applied to the Funding From Other Sources (FFOS) or Payments.

Engineering includes PE costs, CE costs and R/W incidentals.

Construction contingency applied to construction cost in the year the project is awarded. Three percent project growth factor compounded annually is applied to right-of-way and construction costs in program years 2, 3, 4, and 5. No inflation is applied to the Funding From Other Sources (FFOS) or Payments. Engineering includes PE costs, CE costs and R/W incidentals.												STATE FISCAL YEAR PROJECT BUDGETING						
												Prior Prog.	7/2018- 6/2019	7/2019- 6/2020	7/2020- 6/2021	7/2021- 6/2022	7/2022- 6/2023	
County: Monroe	Pavement resurfacing from Rte. 24 at Paris to 0.4 mile west of Rte. 107 (two disconnected sections).											Engineering:	2	48	219	0	0	0
Route: MO 154												R/W:	0	0	0	0	0	0
Job No.: 2S3184												Construction:	0	0	3,243	0	0	0
Length: 13.19	MPO: N											FFOS:	0	0	0	0	0	0
Fund Cat: Taking Care Of System	AC-State: 2,807 State: 703 Local: 0										Payments:	0	0	0	0	0	0	
Sec Cat: Thin Lift Overlay	Awd Date: 2020	Anticipated Fed Cat: STBG																
TIP #: 2S3210	Let With: 2S3210	Future Cost: 0 Estimate Total: 3,512																
County: Monroe	Pavement improvements from 0.4 mile west of Rte. 107 in Monroe County to Rte. 19 near Perry in Ralls County.											Engineering:	1	30	50	0	0	0
Route: MO 154												R/W:	0	10	0	0	0	0
Job No.: 2S3210												Construction:	0	0	691	0	0	0
Length: 9.12	MPO: N											FFOS:	0	0	0	0	0	0
Fund Cat: Taking Care Of System	AC-State: 625 State: 156 Local: 0										Payments:	0	0	0	0	0	0	
Sec Cat: Low Type Resurfacing	Awd Date: 2020	Anticipated Fed Cat: STBG																
TIP #: 2S3184	Let With: 2S3184	Future Cost: 0 Estimate Total: 782																
County: Monroe	Pavement improvements from 1.2 miles west of Rte. U to the Rte. 36 interchange at Monroe City in Ralls County.											Engineering:	4	5	197	0	0	0
Route: US 24												R/W:	0	0	0	0	0	0
Job No.: 2P3144												Construction:	0	0	2,682	0	0	0
Length: 18.77	MPO: N											FFOS:	0	0	0	0	0	0
Fund Cat: Taking Care Of System	Fed: 2,307 State: 577 Local: 0										Payments:	0	0	0	0	0	0	
Sec Cat: Thin Lift Overlay	Awd Date: Fall 19	Anticipated Fed Cat: NHPP																
TIP #: 2P3144	Let With: 2P3144	Future Cost: 0 Estimate Total: 2,888																
County: Monroe	Bridge improvements over Middle Fork Salt River 1.0 mile west of Rte. 15 near Paris. Project involves bridge A1694.											Engineering:	10	12	207	0	0	0
Route: US 24												R/W:	0	2	0	0	0	0
Job No.: 2P3183												Construction:	0	0	954	0	0	0
Length: 0.10	MPO: N											FFOS:	0	0	0	0	0	0
Fund Cat: Taking Care Of System	Fed: 940 State: 235 Local: 0										Payments:	0	0	0	0	0	0	
Sec Cat: Rehab And Reconst	Awd Date: 2020	Anticipated Fed Cat: NHPP																
TIP #: 2P3183	Let With: 2P3183	Future Cost: 0 Estimate Total: 1,185																
County: Monroe	Pavement preservation treatment from Rte. 24 in Monroe City to Rte. J in Ralls County.											Engineering:	1	1	8	0	0	0
Route: RT W												R/W:	0	0	0	0	0	0
Job No.: 2S3205												Construction:	0	0	101	0	0	0
Length: 4.00	MPO: N											FFOS:	0	0	0	0	0	0
Fund Cat: Taking Care Of System	AC-State: 89 State: 21 Local: 0										Payments:	0	0	0	0	0	0	
Sec Cat: Preventive Maint	Awd Date: Fall 19	Anticipated Fed Cat: STBG																
TIP #: 2S3205	Let With: 2S3205	Future Cost: 0 Estimate Total: 111																

* Subject to the approval of the Transportation Improvement Program by the governing Metropolitan Planning Organization.

May-24-2018

Section 4 - 13

District Northeast

Dollars in Thousands



2019-2023 Highway and Bridge Construction Schedule

Transportation Planning

P.O. Box 270
Jefferson City, MO 65102

Construction contingency applied to construction cost in the year the project is awarded.

Three percent project growth factor compounded annually is applied to right-of-way and construction costs in program years 2, 3, 4, and 5.

No inflation is applied to the Funding From Other Sources (FFOS) or Payments.

Engineering includes PE costs, CE costs and R/W incidentals.

Construction contingency applied to construction cost in the year the project is awarded. Three percent project growth factor compounded annually is applied to right-of-way and construction costs in program years 2, 3, 4, and 5. No inflation is applied to the Funding From Other Sources (FFOS) or Payments. Engineering includes PE costs, CE costs and R/W incidentals.							STATE FISCAL YEAR PROJECT BUDGETING					
							Prior Prog.	7/2018- 6/2019	7/2019- 6/2020	7/2020- 6/2021	7/2021- 6/2022	7/2022- 6/2023
County: Montgomery Route: MO 161 Job No.: 3S0623 Length: 0.07 MPO: N Fund Cat: Taking Care Of System Sec Cat: Rehab And Reconst TIP #: Let With: Awd Date: 2020 Anticipated Fed Cat: NHPP Future Cost: 0 Estimate Total: 929 Fed: 733 State: 183 Local: 0	Bridge improvements over Smith Branch 3.4 miles south of Rte. 19 near Danville. Project involves bridge T0236.						Engineering: 13 R/W: 0 Construction: 0 FFOS: 0 Payments: 0	18 2 0 0 0	150 0 746 0 0	0 0 0 0 0	0 0 0 0 0	
County: Montgomery Route: MO 19 Job No.: 2P3228 Length: 0.04 MPO: N Fund Cat: Taking Care Of System Sec Cat: Rehab And Reconst TIP #: Let With: Awd Date: Winter 19 Anticipated Fed Cat: STBG Future Cost: 0 Estimate Total: 407 AC-State: 317 State: 80 Local: 0	Repair slide at southeast corner of I-70 outer road intersection near New Florence. \$353,000 District Operations funds.						Engineering: 10 R/W: 0 Construction: 0 FFOS: 0 Payments: 0	44 0 353 353 0	0 0 0 0 0	0 0 0 0 0	0 0 0 0 0	
County: Montgomery Route: IS 70 Job No.: 0I3005J Length: 38.60 MPO: N Fund Cat: Statewide Interstate And Major Bridge Sec Cat: Preventive Maint TIP #: Let With: Awd Date: Spring 19 Anticipated Fed Cat: NHPP Future Cost: 0 Estimate Total: 273 AC-State: 245 State: 28 Local: 0	Job Order Contracting for pavement repair from the Callaway County line to the St. Charles County line.						Engineering: 0 R/W: 0 Construction: 0 FFOS: 0 Payments: 0	23 0 250 0 0	0 0 0 0 0	0 0 0 0 0	0 0 0 0 0	
County: Montgomery Route: IS 70 Job No.: 2I3179 Length: 40.13 MPO: N Fund Cat: Taking Care Of System Sec Cat: Routine Maintenance TIP #: Let With: Awd Date: Spring 19 Anticipated Fed Cat: STBG Future Cost: 0 Estimate Total: 272 AC-State: 216 State: 54 Local: 0	Job Order Contracting for guard cable repair on I-70 in Montgomery and Warren Counties, Rte. T in Ralls County and Rte. 36 in Macon County.						Engineering: 2 R/W: 0 Construction: 0 FFOS: 0 Payments: 0	20 0 250 0 0	0 0 0 0 0	0 0 0 0 0	0 0 0 0 0	
County: Montgomery Route: IS 70 Job No.: 2I3225 Length: 2.83 MPO: N Fund Cat: Safety (Statewide) Sec Cat: Safety TIP #: Let With: Awd Date: Spring 19 Anticipated Fed Cat: Safety Future Cost: 0 Estimate Total: 151 Fed: 133 State: 16 Local: 0	Signage upgrade for wrong way countermeasures at various ramp locations. \$135,000 Statewide Safety funds.						Engineering: 2 R/W: 0 Construction: 0 FFOS: 0 Payments: 0	14 0 135 0 0	0 0 0 0 0	0 0 0 0 0	0 0 0 0 0	

* Subject to the approval of the Transportation Improvement Program by the governing Metropolitan Planning Organization.

May-24-2018

Section 4 - 14

District Northeast

Dollars in Thousands



2019-2023 Highway and Bridge Construction Schedule

Transportation Planning

P.O. Box 270
Jefferson City, MO 65102

Construction contingency applied to construction cost in the year the project is awarded.

Three percent project growth factor compounded annually is applied to right-of-way and construction costs in program years 2, 3, 4, and 5.

No inflation is applied to the Funding From Other Sources (FFOS) or Payments.

Engineering includes PE costs, CE costs and R/W incidentals.

Construction contingency applied to construction cost in the year the project is awarded. Three percent project growth factor compounded annually is applied to right-of-way and construction costs in program years 2, 3, 4, and 5. No inflation is applied to the Funding From Other Sources (FFOS) or Payments. Engineering includes PE costs, CE costs and R/W incidentals.													STATE FISCAL YEAR PROJECT BUDGETING						
													Prior Prog.	7/2018- 6/2019	7/2019- 6/2020	7/2020- 6/2021	7/2021- 6/2022	7/2022- 6/2023	
County: Montgomery	Bridge improvements over Loutre River overflow and Loutre River 2.2 miles west of Rte. 161 near Danville. Project involves bridges L0395 and L0389.												Engineering:	5	50	150	520	0	0
Route: IS 70													R/W:	0	0	0	0	0	0
Job No.: 213226													Construction:	0	0	0	6,485	0	0
Length: 0.76	MPO: N												FFOS:	0	0	0	0	0	0
Fund Cat: Statewide Interstate And Major Bridge	Fed: 6,484 State: 721 Local: 0												Payments:	0	0	0	0	0	0
Sec Cat: Rehab And Reconst	Awd Date: 2021 Anticipated Fed Cat: NHFP																		
TIP #:	Let With: Future Cost: 0 Estimate Total: 7,210																		
County: Montgomery	Job Order Contracting for guard cable repair on I-70 in Montgomery and Warren Counties, Rte. 61 in Lincoln County, Rte. 36 in Macon County and Rte. T in Ralls County.												Engineering:	0	2	20	0	0	0
Route: IS 70													R/W:	0	0	0	0	0	0
Job No.: 213263													Construction:	0	0	258	0	0	0
Length: 43.08	MPO: N												FFOS:	0	0	0	0	0	0
Fund Cat: Taking Care Of System	AC-State: 224 State: 56 Local: 0												Payments:	0	0	0	0	0	0
Sec Cat: Routine Maintenance	Awd Date: 2020 Anticipated Fed Cat: STBG																		
TIP #:	Let With: Future Cost: 0 Estimate Total: 280																		
County: Montgomery	Bridge replacement over Loutre River 2.2 miles west of Rte. 161 near Danville. Project involves bridge A0971.												Engineering:	86	416	0	0	0	0
Route: IS 70													R/W:	0	0	0	0	0	0
Job No.: 312195													Construction:	0	4,739	0	0	0	0
Length: 0.11	MPO: N												FFOS:	0	0	0	0	0	0
Fund Cat: Statewide Interstate And Major Bridge	Fed: 4,639 State: 516 Local: 0												Payments:	0	0	0	0	0	0
Sec Cat: Rehab And Reconst	Awd Date: Spring 19 Anticipated Fed Cat: NHFP																		
TIP #:	Let With: Future Cost: 0 Estimate Total: 5,241																		
County: Montgomery	Pavement improvements from Rte. 19 to Rte. 47 north junction in Warren County near Marthasville.												Engineering:	1	2	124	0	0	0
Route: MO 94													R/W:	0	0	0	0	0	0
Job No.: 2S3178													Construction:	0	0	1,658	0	0	0
Length: 26.33	MPO: N												FFOS:	0	0	0	0	0	0
Fund Cat: Taking Care Of System	AC-State: 1,427 State: 357 Local: 0												Payments:	0	0	0	0	0	0
Sec Cat: Low Type Resurfacing	Awd Date: Fall 19 Anticipated Fed Cat: STBG																		
TIP #:	Let With: Future Cost: 0 Estimate Total: 1,785																		
County: Montgomery	Pavement resurfacing from 0.2 mile east of Bluffton Road to Rte. 19 near McKittrick.												Engineering:	3	47	0	0	0	0
Route: MO 94													R/W:	0	0	0	0	0	0
Job No.: 5S3049B													Construction:	0	659	0	0	0	0
Length: 9.94	MPO: N												FFOS:	0	0	0	0	0	0
Fund Cat: Taking Care Of System	AC-State: 565 State: 141 Local: 0												Payments:	0	0	0	0	0	0
Sec Cat: Low Type Resurfacing	Awd Date: Fall 18 Anticipated Fed Cat: STBG																		
TIP #:	Let With: Future Cost: 0 Estimate Total: 709																		

* Subject to the approval of the Transportation Improvement Program by the governing Metropolitan Planning Organization.

May-24-2018

Section 4 - 15

District Northeast

Dollars in Thousands



2019-2023 Highway and Bridge Construction Schedule

Transportation Planning

P.O. Box 270
Jefferson City, MO 65102

Construction contingency applied to construction cost in the year the project is awarded.

Three percent project growth factor compounded annually is applied to right-of-way and construction costs in program years 2, 3, 4, and 5.

No inflation is applied to the Funding From Other Sources (FFOS) or Payments.

Engineering includes PE costs, CE costs and R/W incidentals.

Construction contingency applied to construction cost in the year the project is awarded. Three percent project growth factor compounded annually is applied to right-of-way and construction costs in program years 2, 3, 4, and 5. No inflation is applied to the Funding From Other Sources (FFOS) or Payments. Engineering includes PE costs, CE costs and R/W incidentals.							STATE FISCAL YEAR PROJECT BUDGETING					
							Prior Prog.	7/2018- 6/2019	7/2019- 6/2020	7/2020- 6/2021	7/2021- 6/2022	7/2022- 6/2023
County: Montgomery Route: RT J Job No.: 2S3200 Length: 0.06 MPO: N Fund Cat: Taking Care Of System Sec Cat: Rehab And Reconst TIP #: Awd Date: Anticipated Fed Cat: Future Cost: 0 Estimate Total: 585	Bridge improvements over Clear Creek 2.5 miles west of Rte. 19 near Big Spring. Project involves bridge N0785.						Engineering: 2 R/W: 0 Construction: 0 FFOS: 0 Payments: 0	1 0 0 0 0	1 0 0 0 0	21 0 0 0 0	80 0 480 0 0	0 0 0 0 0
County: Montgomery Route: RT JJ Job No.: 2S3196 Length: 0.06 MPO: N Fund Cat: Taking Care Of System Sec Cat: Rehab And Reconst TIP #: Awd Date: 2021 Anticipated Fed Cat: NHPP Future Cost: 0 Estimate Total: 802	Bridge improvements over Prices Branch 1 mile west of Rte. E near Bellflower. Project involves bridge R0180.						Engineering: 2 R/W: 0 Construction: 0 FFOS: 0 Payments: 0	2 0 0 0 0	22 2 0 0 0	126 0 648 0 0	0 0 0 0 0	0 0 0 0 0
County: Montgomery Route: RT N Job No.: 2S3186 Length: 0.06 MPO: N Fund Cat: Taking Care Of System Sec Cat: Rehab And Reconst TIP #: Awd Date: 2022 Anticipated Fed Cat: NHPP Future Cost: 0 Estimate Total: 699	Bridge improvements over I-70 1.8 miles east of Rte. YY near Mineola. Project involves bridge A0042.						Engineering: 2 R/W: 0 Construction: 0 FFOS: 0 Payments: 0	1 0 0 0 0	1 0 0 0 0	20 0 0 0 0	104 0 571 0 0	0 0 0 0 0
County: Montgomery Route: RT P Job No.: 2S3187 Length: 0.06 MPO: N Fund Cat: Taking Care Of System Sec Cat: Rehab And Reconst TIP #: Awd Date: 2021 Anticipated Fed Cat: NHPP Future Cost: 0 Estimate Total: 802	Bridge improvements over Dry Fork Creek 0.7 mile south of Rte. K near Americus. Project involves bridge N0352.						Engineering: 2 R/W: 0 Construction: 0 FFOS: 0 Payments: 0	2 0 0 0 0	22 2 0 0 0	126 0 648 0 0	0 0 0 0 0	0 0 0 0 0
County: Pike Route: US 54 Job No.: 2P3133 Length: 16.16 MPO: N Fund Cat: Taking Care Of System Sec Cat: Thin Lift Overlay TIP #: Awd Date: Winter 19 Anticipated Fed Cat: NHPP Future Cost: 0 Estimate Total: 5,679	Pavement resurfacing from 0.1 mile east of Rte. U to Dougherty Pike in Louisiana.						Engineering: 100 R/W: 0 Construction: 0 FFOS: 0 Payments: 0	474 0 5,105 0 0	0 0 0 0 0	0 0 0 0 0	0 0 0 0 0	0 0 0 0 0

* Subject to the approval of the Transportation Improvement Program by the governing Metropolitan Planning Organization.

May-24-2018

Section 4 - 16

District Northeast

Dollars in Thousands



2019-2023 Highway and Bridge Construction Schedule

Transportation Planning

P.O. Box 270
Jefferson City, MO 65102

Construction contingency applied to construction cost in the year the project is awarded.

Three percent project growth factor compounded annually is applied to right-of-way and construction costs in program years 2, 3, 4, and 5.

No inflation is applied to the Funding From Other Sources (FFOS) or Payments.

Engineering includes PE costs, CE costs and R/W incidentals.

Construction contingency applied to construction cost in the year the project is awarded. Three percent project growth factor compounded annually is applied to right-of-way and construction costs in program years 2, 3, 4, and 5. No inflation is applied to the Funding From Other Sources (FFOS) or Payments. Engineering includes PE costs, CE costs and R/W incidentals.												STATE FISCAL YEAR PROJECT BUDGETING					
												Prior Prog.	7/2018- 6/2019	7/2019- 6/2020	7/2020- 6/2021	7/2021- 6/2022	7/2022- 6/2023
County: Pike Route: US 54 Job No.: 2P3218 Length: 0.76 MPO: N Fund Cat: Taking Care Of System Sec Cat: N- Ada Trans Awd Date: 2021 Anticipated Fed Cat: STBG TIP #: Let With: 2P3211 Future Cost: 0 Estimate Total: 896	Upgrade sidewalks to comply with the ADA Transition Plan on Rte. 54 from Dougherty Pike to 4th Street and on Rte. 79 from Noyes Street to South Carolina Street in Louisiana. \$472,000 Statewide Transportation Alternatives funds.					Engineering: 51 R/W: 0 Construction: 0 FFOS: 0 Payments: 0	150 22 0 17 0	15 0 0 0 0	54 0 604 455 0	0 0 0 0 0	0 0 0 0 0						
County: Pike Route: US 54 Job No.: 2P3260 Length: 0.04 MPO: N Fund Cat: Taking Care Of System Sec Cat: Preventive Maint Awd Date: 2020 Anticipated Fed Cat: NHPP TIP #: Let With: Future Cost: 0 Estimate Total: 279	Bridge painting over Bus. 61 near Bowling Green. Project involves bridge A3483.					Engineering: 0 R/W: 0 Construction: 0 FFOS: 0 Payments: 0	2 0 0 0 0	25 0 252 0 0	0 0 0 0 0	0 0 0 0 0	0 0 0 0 0						
County: Pike Route: US 61 Job No.: 2P3243 Length: 12.06 MPO: N Fund Cat: Taking Care Of System Sec Cat: Thin Lift Overlay Awd Date: 2023 Anticipated Fed Cat: NHPP TIP #: Let With: Future Cost: 0 Estimate Total: 4,453	Pavement resurfacing on northbound and southbound lanes from 0.5 mile south of Rte. 19 in Ralls County south to 0.7 mile south of Rte. UU in Pike County near Bowling Green (3 disconnected sections).					Engineering: 0 R/W: 0 Construction: 0 FFOS: 0 Payments: 0	1 0 0 0 0	1 0 0 0 0	1 0 0 0 0	10 0 0 0 0	274 0 4,166 0 0						
County: Pike Route: MO 79 Job No.: 2P3134 Length: 21.11 MPO: N Fund Cat: Taking Care Of System Sec Cat: Thin Lift Overlay Awd Date: Fall 18 Anticipated Fed Cat: STBG TIP #: Let With: Future Cost: 0 Estimate Total: 3,312	Pavement resurfacing and add rumblestrips from 0.9 mile south of Rte. 54 east junction in Louisiana to Lincoln County line.					Engineering: 8 R/W: 2 Construction: 0 FFOS: 0 Payments: 0	231 0 3,071 0 0	0 0 0 0 0	0 0 0 0 0	0 0 0 0 0	0 0 0 0 0						
County: Pike Route: RT C Job No.: 3S2219 Length: 0.06 MPO: N Fund Cat: Taking Care Of System Sec Cat: Rehab And Reconst Awd Date: 2020 Anticipated Fed Cat: NHPP TIP #: Let With: Future Cost: 0 Estimate Total: 821	Bridge improvements over Crooked Branch 2.4 miles west of Rte. E near Frankford. Project involves bridge T0881.					Engineering: 8 R/W: 0 Construction: 0 FFOS: 0 Payments: 0	15 2 0 0 0	130 0 666 0 0	0 0 0 0 0	0 0 0 0 0	0 0 0 0 0						

* Subject to the approval of the Transportation Improvement Program by the governing Metropolitan Planning Organization.

May-24-2018

Section 4 - 17

District Northeast

Dollars in Thousands



2019-2023 Highway and Bridge Construction Schedule

Transportation Planning

P.O. Box 270
Jefferson City, MO 65102

Construction contingency applied to construction cost in the year the project is awarded.

Three percent project growth factor compounded annually is applied to right-of-way and construction costs in program years 2, 3, 4, and 5.

No inflation is applied to the Funding From Other Sources (FFOS) or Payments.

Engineering includes PE costs, CE costs and R/W incidentals.

						STATE FISCAL YEAR PROJECT BUDGETING					
						Prior Prog.	7/2018- 6/2019	7/2019- 6/2020	7/2020- 6/2021	7/2021- 6/2022	7/2022- 6/2023
County: Pike	Bridge replacement over South Spencer Creek 2 miles north of Rte. 54 near Curryville.					Engineering:	48	157	0	0	0
Route: RT E	Project involves bridge N0304.					R/W:	7	0	0	0	0
Job No.: 2S3140						Construction:	0	829	0	0	0
Length: 0.07	MPO: N					FFOS:	0	0	0	0	0
Fund Cat: Taking Care Of System	Fed: 789 State: 197 Local: 0					Payments:	0	0	0	0	0
Sec Cat: Rehab And Reconst	Awd Date: Winter 19 Anticipated Fed Cat: NHPP										
TIP #:	Let With: Future Cost: 0 Estimate Total: 1,041										
County: Pike	Bridge improvements over Peno Creek 1.0 mile west of Rte. 61 near Bowling Green.					Engineering:	14	38	102	0	0
Route: RT U	Project involves bridge R0059.					R/W:	0	2	0	0	0
Job No.: 2S3120						Construction:	0	0	629	0	0
Length: 0.09	MPO: N					FFOS:	0	0	0	0	0
Fund Cat: Taking Care Of System	AC-State: 618 State: 153 Local: 0					Payments:	0	0	0	0	0
Sec Cat: Rehab And Reconst	Awd Date: 2020 Anticipated Fed Cat: STBG										
TIP #:	Let With: 2S3177 Future Cost: 0 Estimate Total: 785										
County: Pike	Bridge improvements over Branch Peno Creek 0.2 mile west of Rte. 61 near Bowling Green. Project involves bridge H0231.					Engineering:	2	20	147	0	0
Route: RT U						R/W:	0	2	0	0	0
Job No.: 2S3177						Construction:	0	0	702	0	0
Length: 0.06	MPO: N					FFOS:	0	0	0	0	0
Fund Cat: Taking Care Of System	AC-State: 698 State: 173 Local: 0					Payments:	0	0	0	0	0
Sec Cat: Rehab And Reconst	Awd Date: 2020 Anticipated Fed Cat: STBG										
TIP #:	Let With: 2S3120 Future Cost: 0 Estimate Total: 873										
County: Ralls	Bridge rehabilitation over Norfolk Southern Railway 0.9 mile north of Rte. HH in Hannibal. Project involves bridge A1060.					Engineering:	45	51	154	0	0
Route: US 61						R/W:	0	1	0	0	0
Job No.: 2P3137						Construction:	0	0	1,182	0	0
Length: 0.09	MPO: N					FFOS:	0	0	0	0	0
Fund Cat: Taking Care Of System	Fed: 1,111 State: 277 Local: 0					Payments:	0	0	0	0	0
Sec Cat: Rehab And Reconst	Awd Date: 2020 Anticipated Fed Cat: NHPP										
TIP #:	Let With: 2P3138 Future Cost: 0 Estimate Total: 1,433										
County: Ralls	Bridge rehabilitation over Bear Creek 0.6 mile north of Rte. HH in Hannibal. Project involves bridge A1061.					Engineering:	40	41	126	0	0
Route: US 61						R/W:	0	1	0	0	0
Job No.: 2P3138						Construction:	0	0	989	0	0
Length: 0.08	MPO: N					FFOS:	0	0	0	0	0
Fund Cat: Taking Care Of System	Fed: 926 State: 231 Local: 0					Payments:	0	0	0	0	0
Sec Cat: Rehab And Reconst	Awd Date: 2020 Anticipated Fed Cat: NHPP										
TIP #:	Let With: 2P3137 Future Cost: 0 Estimate Total: 1,197										

* Subject to the approval of the Transportation Improvement Program by the governing Metropolitan Planning Organization.

May-24-2018

Section 4 - 18

District Northeast

Dollars in Thousands



2019-2023 Highway and Bridge Construction Schedule

Transportation Planning

P.O. Box 270
Jefferson City, MO 65102

Construction contingency applied to construction cost in the year the project is awarded.

Three percent project growth factor compounded annually is applied to right-of-way and construction costs in program years 2, 3, 4, and 5.

No inflation is applied to the Funding From Other Sources (FFOS) or Payments.

Engineering includes PE costs, CE costs and R/W incidentals.

Construction contingency applied to construction cost in the year the project is awarded. Three percent project growth factor compounded annually is applied to right-of-way and construction costs in program years 2, 3, 4, and 5. No inflation is applied to the Funding From Other Sources (FFOS) or Payments. Engineering includes PE costs, CE costs and R/W incidentals.							STATE FISCAL YEAR PROJECT BUDGETING					
							Prior Prog.	7/2018- 6/2019	7/2019- 6/2020	7/2020- 6/2021	7/2021- 6/2022	7/2022- 6/2023
County: Ralls Route: MO 79 Job No.: 2P3211 Length: 24.85 MPO: N Fund Cat: Taking Care Of System Sec Cat: Thin Lift Overlay TIP #: Let With: 2P3218	Pavement improvements from Rtes. E and N to 0.8 mile south of Rte. 54 east junction in Louisiana in Pike County. Project includes Rte. 54 from Dougherty Pike to 7th Street. \$216,000 Statewide Safety funds.						Engineering: 2	136	10	246	0	0
							R/W: 0	0	0	0	0	0
							Construction: 0	0	0	3,649	0	0
							FFOS: 0	0	0	0	0	0
							Payments: 0	0	0	0	0	0
County: Ralls Route: RT A Job No.: 2S3242 Length: 7.58 MPO: N Fund Cat: Taking Care Of System Sec Cat: Low Type Resurfacing TIP #: Let With:	Pavement resurfacing from Rte. H to Rte. 61 near New London.						Engineering: 5	39	0	0	0	0
							R/W: 0	0	0	0	0	0
							Construction: 0	503	0	0	0	0
							FFOS: 0	0	0	0	0	0
							Payments: 0	0	0	0	0	0
County: Ralls Route: RT H Job No.: 2S3046 Length: 0.15 MPO: N Fund Cat: Taking Care Of System Sec Cat: Rehab And Reconst TIP #: Let With:	Bridge improvements over Salt River 1.2 miles north of Rte. A near Center. Project involves bridge R0434.						Engineering: 24	17	210	0	0	0
							R/W: 0	2	0	0	0	0
							Construction: 0	0	1,255	0	0	0
							FFOS: 0	0	0	0	0	0
							Payments: 0	0	0	0	0	0
County: Ralls Route: RT J Job No.: 2S3204 Length: 19.16 MPO: N Fund Cat: Taking Care Of System Sec Cat: Preventive Maint TIP #: Let With:	Pavement preservation treatment from Rte. 36 to Rte. 154 at Perry (two disconnected sections).						Engineering: 1	1	37	0	0	0
							R/W: 0	0	0	0	0	0
							Construction: 0	0	484	0	0	0
							FFOS: 0	0	0	0	0	0
							Payments: 0	0	0	0	0	0
County: Randolph Route: US 24 Job No.: 2P3220 Length: 2.12 MPO: N Fund Cat: Taking Care Of System Sec Cat: N- Ada Trans TIP #: Let With:	Payment to city of Moberly for ADA Transition Plan improvements and construction of new sidewalks from Bus. 63 to Rte. 63 east Outer Road and on Bus. 63 from Rte. 24 to Coates Street in Moberly. \$590,448 Cost Share and \$307,314 city of Moberly STBG funds.						Engineering: 131	64	0	0	0	0
							R/W: 0	0	0	0	0	0
							Construction: 0	897	0	0	0	0
							FFOS: 0	897	0	0	0	0
							Payments: 0	0	0	0	0	0

* Subject to the approval of the Transportation Improvement Program by the governing Metropolitan Planning Organization.

May-24-2018

Section 4 - 19

District Northeast

Dollars in Thousands



2019-2023 Highway and Bridge Construction Schedule

Transportation Planning

P.O. Box 270
Jefferson City, MO 65102

Construction contingency applied to construction cost in the year the project is awarded.

Three percent project growth factor compounded annually is applied to right-of-way and construction costs in program years 2, 3, 4, and 5.

No inflation is applied to the Funding From Other Sources (FFOS) or Payments.

Engineering includes PE costs, CE costs and R/W incidentals.

Construction contingency applied to construction cost in the year the project is awarded. Three percent project growth factor compounded annually is applied to right-of-way and construction costs in program years 2, 3, 4, and 5. No inflation is applied to the Funding From Other Sources (FFOS) or Payments. Engineering includes PE costs, CE costs and R/W incidentals.										STATE FISCAL YEAR PROJECT BUDGETING					
										Prior Prog.	7/2018- 6/2019	7/2019- 6/2020	7/2020- 6/2021	7/2021- 6/2022	7/2022- 6/2023
County: Randolph Route: US 24 Job No.: 2P3248 Length: 5.85 MPO: N Fund Cat: Taking Care Of System Sec Cat: Thin Lift Overlay Awd Date: 2022 Anticipated Fed Cat: NHPP TIP #: Let With: Future Cost: 0 Estimate Total: 2,233	Engineering: R/W: Construction: FFOS: Payments:	0 0 0 0 0 0	1 0 0 0 0 0	1 0 0 0 0 0	7 0 0 0 0 0	141 0 2,083 0 0 0	0 0 0 0 0 0								
County: Randolph Route: US 24 Job No.: 2P3254 Length: 8.59 MPO: N Fund Cat: Taking Care Of System Sec Cat: Thin Lift Overlay Awd Date: 2021 Anticipated Fed Cat: NHPP TIP #: Let With: Future Cost: 0 Estimate Total: 2,506	Engineering: R/W: Construction: FFOS: Payments:	0 0 0 0 0 0	2 0 0 0 0 0	10 0 0 0 0 0	170 0 2,324 0 0 0	0 0 0 0 0 0	0 0 0 0 0 0								
County: Randolph Route: MO 3 Job No.: 2P3191 Length: 9.08 MPO: N Fund Cat: Taking Care Of System Sec Cat: Preventive Maint Awd Date: Fall 18 Anticipated Fed Cat: STBG TIP #: Let With: Future Cost: 0 Estimate Total: 225	Engineering: R/W: Construction: FFOS: Payments:	1 0 0 0 0 0	16 0 208 0 0 0	0 0 0 0 0 0	0 0 0 0 0 0	0 0 0 0 0 0	0 0 0 0 0 0								
County: Randolph Route: MO 3 Job No.: 2S3194 Length: 0.17 MPO: N Fund Cat: Taking Care Of System Sec Cat: Preventive Maint Awd Date: Spring 19 Anticipated Fed Cat: NHPP TIP #: Let With: Future Cost: 0 Estimate Total: 220	Engineering: R/W: Construction: FFOS: Payments:	2 0 0 0 0 0	31 0 187 0 0 0	0 0 0 0 0 0	0 0 0 0 0 0	0 0 0 0 0 0	0 0 0 0 0 0								
County: Randolph Route: RT A Job No.: 2S3207 Length: 9.56 MPO: N Fund Cat: Taking Care Of System Sec Cat: Preventive Maint Awd Date: Fall 19 Anticipated Fed Cat: STBG TIP #: Let With: Future Cost: 0 Estimate Total: 262	Engineering: R/W: Construction: FFOS: Payments:	1 0 0 0 0 0	1 0 0 0 0 0	18 0 242 0 0 0	0 0 0 0 0 0	0 0 0 0 0 0	0 0 0 0 0 0								

* Subject to the approval of the Transportation Improvement Program by the governing Metropolitan Planning Organization.

May-24-2018

Section 4 - 20

District Northeast

Dollars in Thousands



2019-2023 Highway and Bridge Construction Schedule

Transportation Planning

P.O. Box 270
Jefferson City, MO 65102

Construction contingency applied to construction cost in the year the project is awarded.

Three percent project growth factor compounded annually is applied to right-of-way and construction costs in program years 2, 3, 4, and 5.

No inflation is applied to the Funding From Other Sources (FFOS) or Payments.

Engineering includes PE costs, CE costs and R/W incidentals.

Construction contingency applied to construction cost in the year the project is awarded. Three percent project growth factor compounded annually is applied to right-of-way and construction costs in program years 2, 3, 4, and 5. No inflation is applied to the Funding From Other Sources (FFOS) or Payments. Engineering includes PE costs, CE costs and R/W incidentals.												STATE FISCAL YEAR PROJECT BUDGETING						
												Prior Prog.	7/2018- 6/2019	7/2019- 6/2020	7/2020- 6/2021	7/2021- 6/2022	7/2022- 6/2023	
County: Randolph	Pavement resurfacing from just east of Rte. 63 to end of state maintenance near Moberly.											Engineering:	0	1	2	25	0	0
Route: RT EE												R/W:	0	0	0	0	0	0
Job No.: 2S3255												Construction:	0	0	0	333	0	0
Length: 4.74	MPO: N											FFOS:	0	0	0	0	0	0
Fund Cat: Taking Care Of System	AC-State: 289 State: 72 Local: 0										Payments:	0	0	0	0	0	0	
Sec Cat: Low Type Resurfacing	Awd Date: 2021	Anticipated Fed Cat: STBG																
TIP #:	Let With:	Future Cost: 0 Estimate Total: 361																
County: Randolph	Pavement resurfacing from Rte. 3 to Rte. C near Darksville. \$465,000 District Operations funds.											Engineering:	2	35	0	0	0	0
Route: RT F												R/W:	0	0	0	0	0	0
Job No.: 2S3230												Construction:	0	465	0	0	0	0
Length: 7.02	MPO: N											FFOS:	0	465	0	0	0	0
Fund Cat: Taking Care Of System	AC-State: 400 State: 100 Local: 0										Payments:	0	0	0	0	0	0	
Sec Cat: Low Type Resurfacing	Awd Date: Winter 19	Anticipated Fed Cat: STBG																
TIP #:	Let With:	Future Cost: 0 Estimate Total: 502																
County: Schuyler	Pavement preservation treatment from Rte. 63 to Rte. A in Downing.											Engineering:	1	24	0	0	0	0
Route: US 136												R/W:	0	0	0	0	0	0
Job No.: 2P3190												Construction:	0	299	0	0	0	0
Length: 10.90	MPO: N											FFOS:	0	0	0	0	0	0
Fund Cat: Taking Care Of System	AC-State: 258 State: 65 Local: 0										Payments:	0	0	0	0	0	0	
Sec Cat: Preventive Maint	Awd Date: Fall 18	Anticipated Fed Cat: STBG																
TIP #:	Let With:	Future Cost: 0 Estimate Total: 324																
County: Schuyler	Pavement preservation treatment from Rte. 63 to Rte. N near Livonia in Putnam County.											Engineering:	1	1	15	0	0	0
Route: US 136												R/W:	0	0	0	0	0	0
Job No.: 2P3203												Construction:	0	0	198	0	0	0
Length: 7.83	MPO: N											FFOS:	0	0	0	0	0	0
Fund Cat: Taking Care Of System	AC-State: 171 State: 43 Local: 0										Payments:	0	0	0	0	0	0	
Sec Cat: Preventive Maint	Awd Date: Fall 19	Anticipated Fed Cat: STBG																
TIP #:	Let With:	Future Cost: 0 Estimate Total: 215																
County: Schuyler	Upgrade sidewalks to comply with the ADA Transition Plan from Fifth Street to Perry Street in Lancaster. \$80,000 Statewide Transportation Alternatives funds.											Engineering:	20	18	12	0	0	0
Route: US 136												R/W:	0	3	0	0	0	0
Job No.: 2P3222												Construction:	0	0	103	0	0	0
Length: 0.15	MPO: N	Fed: 108 State: 28 Local: 0										FFOS:	0	0	80	0	0	0
Fund Cat: Taking Care Of System	Anticipated Fed Cat: STBG										Payments:	0	0	0	0	0	0	
Sec Cat: N- Ada Trans	Awd Date: Fall 19	Future Cost: 0 Estimate Total: 156																
TIP #:	Let With:																	

* Subject to the approval of the Transportation Improvement Program by the governing Metropolitan Planning Organization.

May-24-2018

Section 4 - 21

District Northeast

Dollars in Thousands



2019-2023 Highway and Bridge Construction Schedule

Transportation Planning

P.O. Box 270
Jefferson City, MO 65102

Construction contingency applied to construction cost in the year the project is awarded.

Three percent project growth factor compounded annually is applied to right-of-way and construction costs in program years 2, 3, 4, and 5.

No inflation is applied to the Funding From Other Sources (FFOS) or Payments.

Engineering includes PE costs, CE costs and R/W incidentals.

						STATE FISCAL YEAR PROJECT BUDGETING					
						Prior Prog.	7/2018-6/2019	7/2019-6/2020	7/2020-6/2021	7/2021-6/2022	7/2022-6/2023
County:	Schuyler	Upgrade sidewalks to comply with the ADA Transition Plan from Cemetery Street to Angus Drive and on Rte. A from Rte. 136 to Bondurant Street in Downing. \$659,000				Engineering:	20	105	67	0	0
Route:	US 136					R/W:	0	10	0	0	0
Job No.:	2P3224	Statewide Transportation Alternatives funds.				Construction:	0	0	849	0	0
Length:	1.03	MPO:	N			FFOS:	0	0	659	0	0
Fund Cat:	Taking Care Of System	Fed:	825	State:	206	Local:	0				
Sec Cat:	N- Ada Trans	Awd Date:	2020	Anticipated Fed Cat:	STBG	Payments:	0	0	0	0	0
TIP #:		Let With:		Future Cost:	0	Estimate Total:	1,051				
County:	Schuyler	Bridge replacement over North Fork Middle Fabius River 1.6 miles north of Rte. 136 near Lancaster. Project involves bridge L0136.				Engineering:	58	177	0	0	0
Route:	US 63					R/W:	0	7	0	0	0
Job No.:	2P2194					Construction:	0	1,034	0	0	0
Length:	0.20	MPO:	N			FFOS:	0	0	0	0	0
Fund Cat:	Taking Care Of System	Fed:	974	State:	244	Local:	0				
Sec Cat:	Rehab And Reconst	Awd Date:	Winter 19	Anticipated Fed Cat:	NHPP	Payments:	0	0	0	0	0
TIP #:		Let With:		Future Cost:	0	Estimate Total:	1,276				
County:	Scotland	Bridge improvements over South Wyaconda River 0.1 mile south of Rte. BB near Memphis. Project involves bridge H0857.				Engineering:	17	23	182	0	0
Route:	MO 15					R/W:	0	2	0	0	0
Job No.:	2P3089					Construction:	0	0	925	0	0
Length:	0.08	MPO:	N			FFOS:	0	0	0	0	0
Fund Cat:	Taking Care Of System	Fed:	907	State:	225	Local:	0				
Sec Cat:	Rehab And Reconst	Awd Date:	2020	Anticipated Fed Cat:	NHPP	Payments:	0	0	0	0	0
TIP #:		Let With:		Future Cost:	0	Estimate Total:	1,149				
County:	Scotland	Pavement improvements from Rte. 136 west junction at Memphis in Scotland County to Rte. 6 north junction at Edina in Knox County.				Engineering:	2	10	23	145	0
Route:	MO 15					R/W:	0	0	3	0	0
Job No.:	2P3212					Construction:	0	0	0	1,846	0
Length:	22.46	MPO:	N			FFOS:	0	0	0	0	0
Fund Cat:	Taking Care Of System	Fed:	1,621	State:	406	Local:	0				
Sec Cat:	Low Type Resurfacing	Awd Date:	2021	Anticipated Fed Cat:	STBG	Payments:	0	0	0	0	0
TIP #:		Let With:		Future Cost:	0	Estimate Total:	2,029				
County:	Scotland	Pavement improvements from the Iowa State line to Rte. 136 east junction at Memphis.				Engineering:	2	1	1	25	139
Route:	MO 15					R/W:	0	0	0	7	0
Job No.:	2P3214					Construction:	0	0	0	0	1,611
Length:	10.82	MPO:	N			FFOS:	0	0	0	0	0
Fund Cat:	Taking Care Of System	AC-State:	1,428	State:	356	Local:	0				
Sec Cat:	Low Type Resurfacing	Awd Date:	2022	Anticipated Fed Cat:	STBG	Payments:	0	0	0	0	0
TIP #:		Let With:		Future Cost:	0	Estimate Total:	1,786				

* Subject to the approval of the Transportation Improvement Program by the governing Metropolitan Planning Organization.

May-24-2018

Section 4 - 22

District Northeast

Dollars in Thousands



2019-2023 Highway and Bridge Construction Schedule

Transportation Planning

P.O. Box 270
Jefferson City, MO 65102

Construction contingency applied to construction cost in the year the project is awarded.

Three percent project growth factor compounded annually is applied to right-of-way and construction costs in program years 2, 3, 4, and 5.

No inflation is applied to the Funding From Other Sources (FFOS) or Payments.

Engineering includes PE costs, CE costs and R/W incidentals.

Construction contingency applied to construction cost in the year the project is awarded. Three percent project growth factor compounded annually is applied to right-of-way and construction costs in program years 2, 3, 4, and 5. No inflation is applied to the Funding From Other Sources (FFOS) or Payments. Engineering includes PE costs, CE costs and R/W incidentals.											STATE FISCAL YEAR PROJECT BUDGETING					
											Prior Prog.	7/2018- 6/2019	7/2019- 6/2020	7/2020- 6/2021	7/2021- 6/2022	7/2022- 6/2023
County: Scotland Route: RT M Job No.: 2S3139 Length: 0.06 MPO: N Fund Cat: Taking Care Of System Sec Cat: Rehab And Reconst Awd Date: Winter 19 Anticipated Fed Cat: NHPP TIP #: Let With: Future Cost: 0 Estimate Total: 886	Bridge replacement over Indian Creek 1.1 miles south of Rte. MM near Rutledge. Project involves bridge N0345.					Engineering: 30 R/W: 0 Construction: 0 FFOS: 0 Payments: 0	192 1 663 0 0	0 0 0 0 0	0 0 0 0 0	0 0 0 0 0						
County: Shelby Route: MO 15 Job No.: 2P3185 Length: 18.10 MPO: N Fund Cat: Taking Care Of System Sec Cat: Preventive Maint Awd Date: Fall 18 Anticipated Fed Cat: STBG TIP #: Let With: Future Cost: 0 Estimate Total: 485	Pavement preservation treatment from 0.2 mile south of Rte. 36 to Rte. 154 north junction in Monroe County at Paris.					Engineering: 2 R/W: 0 Construction: 0 FFOS: 0 Payments: 0	35 0 448 0 0	0 0 0 0 0	0 0 0 0 0	0 0 0 0 0						
County: Shelby Route: MO 151 Job No.: 2S3142 Length: 0.06 MPO: N Fund Cat: Taking Care Of System Sec Cat: Rehab And Reconst Awd Date: Spring 19 Anticipated Fed Cat: NHPP TIP #: Let With: Future Cost: 0 Estimate Total: 804	Bridge replacement over Black Creek 0.1 mile north of Rte. M near Leonard. Project involves bridge S0711.					Engineering: 30 R/W: 0 Construction: 0 FFOS: 0 Payments: 0	210 1 563 0 0	0 0 0 0 0	0 0 0 0 0	0 0 0 0 0						
County: Shelby Route: MO 151 Job No.: 2S3233 Length: 0.03 MPO: N Fund Cat: Taking Care Of System Sec Cat: Preventive Maint Awd Date: 2020 Anticipated Fed Cat: NHPP TIP #: Let With: 2S3234, 2S3232, 2S3235 Future Cost: 0 Estimate Total: 204	Bridge painting over Salt River 0.4 mile west of Rte. K, near Hagers Grove. Project involves bridge L0167.					Engineering: 0 R/W: 0 Construction: 0 FFOS: 0 Payments: 0	2 0 0 0 0	17 0 185 0 0	0 0 0 0 0	0 0 0 0 0						
County: Shelby Route: US 36 Job No.: 2P3175 Length: 19.76 MPO: N Fund Cat: Taking Care Of System Sec Cat: Thin Lift Overlay Awd Date: 2020 Anticipated Fed Cat: NHPP TIP #: Let With: 2P3176 Future Cost: 0 Estimate Total: 3,579	Pavement improvements on eastbound lanes from 1.7 miles west of Rte. 151 to 2.2 miles east of Rte. PP near Lakenan (two disconnected sections).					Engineering: 2 R/W: 0 Construction: 0 FFOS: 0 Payments: 0	3 0 0 0 0	252 0 3,322 0 0	0 0 0 0 0	0 0 0 0 0						

* Subject to the approval of the Transportation Improvement Program by the governing Metropolitan Planning Organization.

May-24-2018

Section 4 - 23

District Northeast

Dollars in Thousands



2019-2023 Highway and Bridge Construction Schedule

Transportation Planning

P.O. Box 270
Jefferson City, MO 65102

Construction contingency applied to construction cost in the year the project is awarded.

Three percent project growth factor compounded annually is applied to right-of-way and construction costs in program years 2, 3, 4, and 5.

No inflation is applied to the Funding From Other Sources (FFOS) or Payments.

Engineering includes PE costs, CE costs and R/W incidentals.

Construction contingency applied to construction cost in the year the project is awarded. Three percent project growth factor compounded annually is applied to right-of-way and construction costs in program years 2, 3, 4, and 5. No inflation is applied to the Funding From Other Sources (FFOS) or Payments. Engineering includes PE costs, CE costs and R/W incidentals.							STATE FISCAL YEAR PROJECT BUDGETING					
							Prior Prog.	7/2018-	7/2019-	7/2020-	7/2021-	7/2022-
								6/2019	6/2020	6/2021	6/2022	6/2023
County: Shelby	Pavement improvements on westbound lanes from 1.7 miles west of Rte. Z to North Fork		Engineering:	2	2	124	0	0	0			
Route: US 36	Salt River near Hunnewell and from 2.2 miles west of Rte. 151 to 0.8 mile east of Rte. 63		R/W:	0	0	0	0	0	0			
Job No.: 2P3176	near Macon.		Construction:	0	0	1,684	0	0	0			
Length: 8.55	MPO: N		FFOS:	0	0	0	0	0	0			
Fund Cat: Taking Care Of System		Fed: 1,449 State: 361 Local: 0	Payments:	0	0	0	0	0	0			
Sec Cat: Thin Lift Overlay	Awd Date: 2020	Anticipated Fed Cat: NHPP										
TIP #: Let With: 2P3175		Future Cost: 0 Estimate Total: 1,812										
County: Various	ADA Transition Plan improvements at various locations in the Northeast District.		Engineering:	0	0	0	0	52	0			
Route: Various	\$745,000 from Statewide Transportation Alternatives funds.		R/W:	0	0	0	0	0	0			
Job No.: 0S3022C			Construction:	0	0	0	0	814	0			
Length: 0.00	MPO: N		FFOS:	0	0	0	0	745	0			
Fund Cat: Taking Care Of System		Fed: 693 State: 173 Local: 0	Payments:	0	0	0	0	0	0			
Sec Cat: N- Ada Trans	Awd Date: 2022	Anticipated Fed Cat: STBG										
TIP #: Let With:		Future Cost: 0 Estimate Total: 866										
County: Various	Curve safety improvements at various locations in the Northeast District.		Engineering:	0	0	0	0	0	0			
Route: Various			R/W:	0	0	0	0	0	0			
Job No.: 0X3121C			Construction:	0	0	0	62	0	0			
Length: 0.00	MPO: N		FFOS:	0	0	0	0	0	0			
Fund Cat: Safety (Statewide)		Fed: 56 State: 6 Local: 0	Payments:	0	0	0	0	0	0			
Sec Cat: Safety	Awd Date: 2021	Anticipated Fed Cat: Safety										
TIP #: Let With:		Future Cost: 0 Estimate Total: 62										
County: Various	Pavement improvements on various routes in the Northeast District.		Engineering:	20	2	2	212	0	0			
Route: Various			R/W:	0	0	0	0	0	0			
Job No.: 2P3167			Construction:	0	0	0	3,246	0	0			
Length: 0.00	MPO: N		FFOS:	0	0	0	0	0	0			
Fund Cat: Taking Care Of System		AC-State: 2,771 State: 691 Local: 0	Payments:	0	0	0	0	0	0			
Sec Cat: Rehab And Reconst	Awd Date: 2021	Anticipated Fed Cat: STBG										
TIP #: Let With:		Future Cost: 0 Estimate Total: 3,482										
County: Various	Job Order Contracting for guardrail repair at various locations in the Northeast District.		Engineering:	2	11	0	0	0	0			
Route: Various			R/W:	0	0	0	0	0	0			
Job No.: 2P3180			Construction:	0	135	0	0	0	0			
Length: 0.00	MPO: N		FFOS:	0	0	0	0	0	0			
Fund Cat: Taking Care Of System		AC-State: 117 State: 29 Local: 0	Payments:	0	0	0	0	0	0			
Sec Cat: Routine Maintenance	Awd Date: Spring 19	Anticipated Fed Cat: STBG										
TIP #: Let With:		Future Cost: 0 Estimate Total: 148										

* Subject to the approval of the Transportation Improvement Program by the governing Metropolitan Planning Organization.

May-24-2018

Section 4 - 24

District Northeast

Dollars in Thousands



2019-2023 Highway and Bridge Construction Schedule

Transportation Planning

P.O. Box 270
Jefferson City, MO 65102

Construction contingency applied to construction cost in the year the project is awarded.

Three percent project growth factor compounded annually is applied to right-of-way and construction costs in program years 2, 3, 4, and 5.

No inflation is applied to the Funding From Other Sources (FFOS) or Payments.

Engineering includes PE costs, CE costs and R/W incidentals.

Construction contingency applied to construction cost in the year the project is awarded. Three percent project growth factor compounded annually is applied to right-of-way and construction costs in program years 2, 3, 4, and 5. No inflation is applied to the Funding From Other Sources (FFOS) or Payments. Engineering includes PE costs, CE costs and R/W incidentals.													STATE FISCAL YEAR PROJECT BUDGETING						
													Prior Prog.	7/2018- 6/2019	7/2019- 6/2020	7/2020- 6/2021	7/2021- 6/2022	7/2022- 6/2023	
County: Various	Job Order Contracting for guardrail repair at various locations in the Northeast District.												Engineering:	0	2	11	0	0	0
Route: Various													R/W:	0	0	0	0	0	0
Job No.: 2P3262													Construction:	0	0	139	0	0	0
Length: 0.00	MPO: N												FFOS:	0	0	0	0	0	0
Fund Cat: Taking Care Of System	AC-State: 122 State: 30 Local: 0												Payments:	0	0	0	0	0	0
Sec Cat: Routine Maintenance	Awd Date: 2020 Anticipated Fed Cat: STBG																		
TIP #: 	Let With: Future Cost: 0 Estimate Total: 152																		
County: Warren	Pavement preservation treatment from Rte. 94 near Dutzow to Rte. T in St. Charles County.												Engineering:	1	1	7	0	0	0
Route: RT TT													R/W:	0	0	0	0	0	0
Job No.: 2S3208													Construction:	0	0	91	0	0	0
Length: 3.55	MPO: Y												FFOS:	0	0	0	0	0	0
Fund Cat: Taking Care Of System	AC-State: 80 State: 19 Local: 0												Payments:	0	0	0	0	0	0
Sec Cat: Preventive Maint	Awd Date: Fall 19 Anticipated Fed Cat: STBG																		
TIP #: 	Let With: Future Cost: 0 Estimate Total: 100																		
County: Warren	Pavement resurfacing from Rte. A to I-70 north outer road near Warrenton. \$617,000 District Operations funds.												Engineering:	2	45	0	0	0	0
Route: RT W													R/W:	0	0	0	0	0	0
Job No.: 2S3231													Construction:	0	617	0	0	0	0
Length: 9.31	MPO: N												FFOS:	0	617	0	0	0	0
Fund Cat: Taking Care Of System	AC-State: 530 State: 132 Local: 0												Payments:	0	0	0	0	0	0
Sec Cat: Low Type Resurfacing	Awd Date: Winter 19 Anticipated Fed Cat: STBG																		
TIP #: 	Let With: Future Cost: 0 Estimate Total: 664																		

* Subject to the approval of the Transportation Improvement Program by the governing Metropolitan Planning Organization.

May-24-2018

Section 4 - 25

District Northeast

Dollars in Thousands



2019-2023 Highway and Bridge Construction Schedule

Transportation Planning

P.O. Box 270
Jefferson City, MO 65102

Construction contingency applied to construction cost in the year the project is awarded.
Three percent project growth factor compounded annually is applied to right-of-way and construction costs in program years 2, 3, 4, and 5.
No inflation is applied to the Funding From Other Sources (FFOS) or Payments.
Engineering includes PE costs, CE costs and R/W incidentals.

STATE FISCAL YEAR PROJECT BUDGETING						
	Prior Prog.	7/2018- 6/2019	7/2019- 6/2020	7/2020- 6/2021	7/2021- 6/2022	7/2022- 6/2023
FFOS:	44	4,744	2,445	1,585	2,113	0
Total R/W:	165	108	253	9	0	0
Total Construction:	0	66,756	41,809	40,113	9,459	4,166
Paybacks:	0	0	0	0	0	0
Sub-Total:	165	66,864	42,062	40,122	9,459	4,166
Total Engineering:	2,262	7,785	4,843	3,598	989	274
Grand Total:	2,427	74,649	46,905	43,720	10,448	4,440

	2019	2020	2021	2022	2023
State	13,994	9,248	8,033	1,808	888
AC-State	8,946	11,254	10,594	1,400	0
Local	0	0	0	0	0
Sub-total State	22,940	20,502	18,627	3,208	888

Federal					
Sub-total Federal	51,709	26,403	25,093	7,240	3,552
Grand Total	74,649	46,905	43,720	10,448	4,440

Project Count: 123

* Subject to the approval of the Transportation Improvement Program by the governing Metropolitan Planning Organization.

May-24-2018

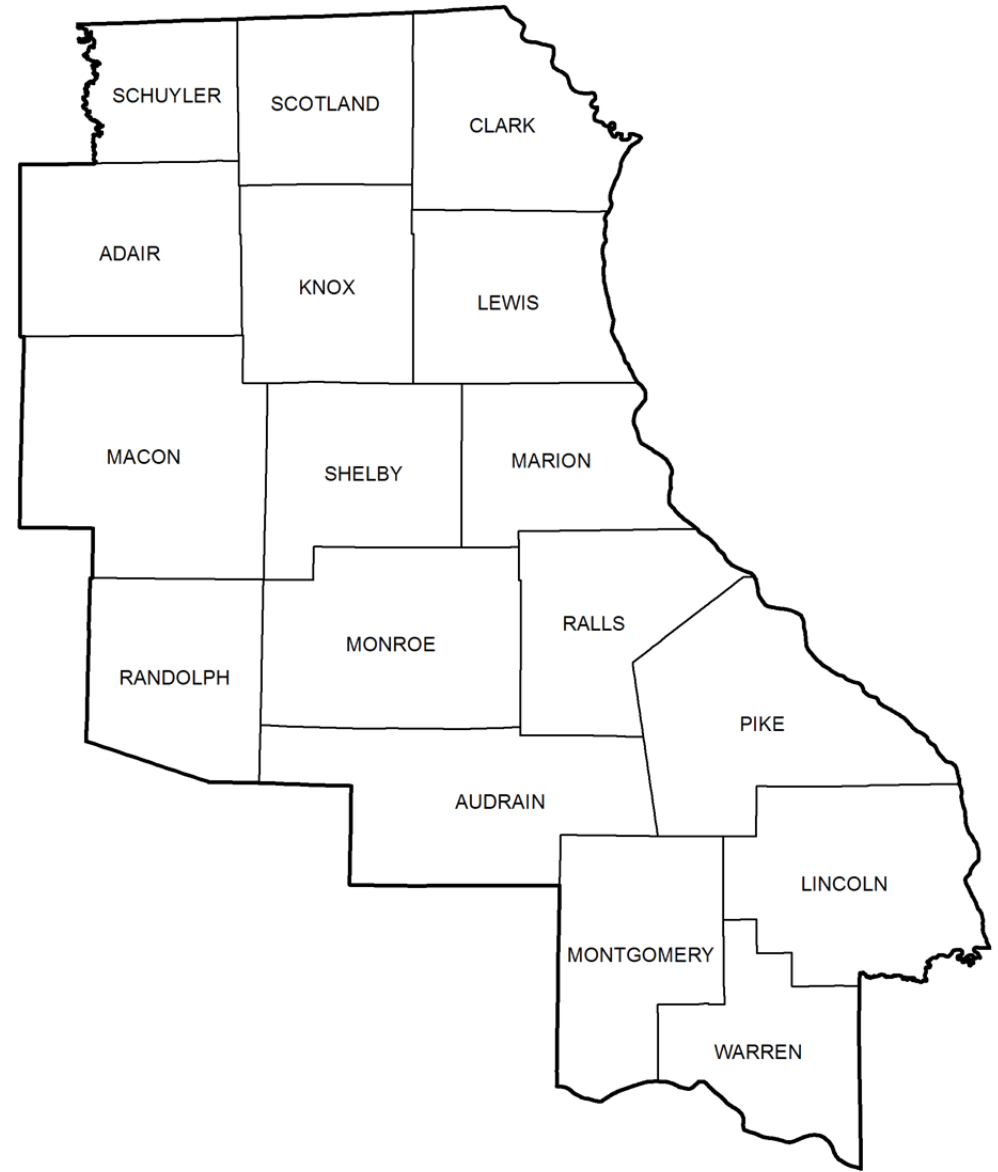
Section 4 - 1

District Northeast

Dollars in Thousands



MoDOT's Northeast District



PAYMENT PROJECTS



2019-2023 Highway and Bridge Construction Schedule

Transportation Planning

P.O. Box 270
Jefferson City, MO 65102

Construction contingency applied to construction cost in the year the project is awarded.

Three percent project growth factor compounded annually is applied to right-of-way and construction costs in program years 2, 3, 4, and 5.

No inflation is applied to the Funding From Other Sources (FFOS) or Payments.

Engineering includes PE costs, CE costs and R/W incidentals.

Construction contingency applied to construction cost in the year the project is awarded. Three percent project growth factor compounded annually is applied to right-of-way and construction costs in program years 2, 3, 4, and 5. No inflation is applied to the Funding From Other Sources (FFOS) or Payments. Engineering includes PE costs, CE costs and R/W incidentals.												STATE FISCAL YEAR PROJECT BUDGETING						
												Prior Prog.	7/2018- 6/2019	7/2019- 6/2020	7/2020- 6/2021	7/2021- 6/2022	7/2022- 6/2023	
County: Various	On-call work zone enforcement at various locations in the Northeast District.											Engineering:	0	1	0	0	0	0
Route: Various												R/W:	0	0	0	0	0	0
Job No.: 2P3165												Construction:	0	0	0	0	0	0
Length: 0.00	MPO: N										FFOS:	0	0	0	0	0	0	
Fund Cat: Safety		Fed: 10	State: 1	Local: 0								Payments:	0	10	0	0	0	0
Sec Cat: Safety	Awd Date: N/A	Anticipated Fed Cat: Safety																
TIP #:	Let With:	Future Cost: 0	Estimate Total: 11															
County: Various	On-call work zone enforcement at various locations in the Northeast District.											Engineering:	0	0	1	0	0	0
Route: Various												R/W:	0	0	0	0	0	0
Job No.: 2P3264												Construction:	0	0	0	0	0	0
Length: 0.00	MPO: N										FFOS:	0	0	0	0	0	0	
Fund Cat: Safety		Fed: 10	State: 1	Local: 0								Payments:	0	0	10	0	0	0
Sec Cat: Safety	Awd Date: N/A	Anticipated Fed Cat: Safety																
TIP #:	Let With:	Future Cost: 0	Estimate Total: 11															
County: Various	Payback beginning in SFY 2008 for Safe and Sound bridges in the Northeast District.											Engineering:	0	0	0	0	0	0
Route: Various												R/W:	96	0	0	0	0	0
Job No.: 5B0800Q												Construction:	0	0	0	0	0	0
Length: 0.00	MPO: N										FFOS:	96	0	0	0	0	0	
Fund Cat: Taking Care Of System		Fed: 0	State: 26,400	Local: 0								Payments:	36,194	5,280	5,280	5,280	5,280	5,280
Sec Cat: Rehab And Reconst	Awd Date: N/A	Anticipated Fed Cat: State																
TIP #:	Let With:	Future Cost: 50,001 - 75,000	Estimate Total: 62,690															

* Subject to the approval of the Transportation Improvement Program by the governing Metropolitan Planning Organization.

May-24-2018

Section 4 - 1

District Northeast

Dollars in Thousands



2019-2023 Highway and Bridge Construction Schedule

Transportation Planning

P.O. Box 270
Jefferson City, MO 65102

Construction contingency applied to construction cost in the year the project is awarded.
Three percent project growth factor compounded annually is applied to right-of-way and construction costs in program years 2, 3, 4, and 5.
No inflation is applied to the Funding From Other Sources (FFOS) or Payments.
Engineering includes PE costs, CE costs and R/W incidentals.

STATE FISCAL YEAR PROJECT BUDGETING						
	Prior Prog.	7/2018- 6/2019	7/2019- 6/2020	7/2020- 6/2021	7/2021- 6/2022	7/2022- 6/2023
FFOS:	96	0	0	0	0	0
Total R/W:	96	0	0	0	0	0
Total Construction:	0	0	0	0	0	0
Paybacks:	36,194	5,290	5,290	5,280	5,280	5,280
Sub-Total:	36,290	5,290	5,290	5,280	5,280	5,280
Total Engineering:	0	1	1	0	0	0
Grand Total:	36,290	5,291	5,291	5,280	5,280	5,280
		2019	2020	2021	2022	2023
State		5,281	5,281	5,280	5,280	5,280
AC-State		0	0	0	0	0
Local		0	0	0	0	0
Sub-total State		5,281	5,281	5,280	5,280	5,280
Federal						
Sub-total Federal		10	10	0	0	0
Grand Total		5,291	5,291	5,280	5,280	5,280

Project Count: 3

* Subject to the approval of the Transportation Improvement Program by the governing Metropolitan Planning Organization.

May-24-2018

Section 4 - 1

District Northeast

Dollars in Thousands



2019-2023 Highway and Bridge Construction Schedule

Transportation Planning

P.O. Box 270
Jefferson City, MO 65102

Construction contingency applied to construction cost in the year the project is awarded.
Three percent project growth factor compounded annually is applied to right-of-way and construction costs in program years 2, 3, 4, and 5.
No inflation is applied to the Funding From Other Sources (FFOS) or Payments.
Engineering includes PE costs, CE costs and R/W incidentals.

Northeast

Total

STATE FISCAL YEAR PROJECT BUDGETING						
	Prior Prog.	7/2018- 6/2019	7/2019- 6/2020	7/2020- 6/2021	7/2021- 6/2022	7/2022- 6/2023
FFOS:	140	4,744	2,445	1,585	2,113	0
Total R/W:	261	108	253	9	0	0
Total Construction:	0	66,756	41,809	40,113	9,459	4,166
Paybacks:	36,194	5,290	5,290	5,280	5,280	5,280
Sub-Total:	36,455	72,154	47,352	45,402	14,739	9,446
Total Engineering:	2,262	7,786	4,844	3,598	989	274
Grand Total:	38,717	79,940	52,196	49,000	15,728	9,720
		2019	2020	2021	2022	2023
State		19,275	14,529	13,313	7,088	6,168
AC-State		8,946	11,254	10,594	1,400	0
Local		0	0	0	0	0
Sub-total State		28,221	25,783	23,907	8,488	6,168
Federal						
Sub-total Federal		51,719	26,413	25,093	7,240	3,552
Grand Total		79,940	52,196	49,000	15,728	9,720

Project Count: 126

* Subject to the approval of the Transportation Improvement Program by the governing Metropolitan Planning Organization.

May-24-2018

Section 4 - 1

District Northeast

Dollars in Thousands

**District Program Summary
Northeast**

(Dollars in Millions)

Amounts include construction and right of way, excludes engineering.

State Fiscal Year	2019	2020	2021	2022	2023
Statewide Interstate And Major Bridge - Available					
Statewide Interstate And Major Bridge - FFOS	0.000	0.000	0.000	0.000	0.000
Statewide Interstate And Major Bridge - Fund Transfers	18.741	0.000	6.485	0.000	0.000
Statewide Interstate And Major Bridge - Carryover	-0.096	0.000	0.000	0.000	0.000
Award and Completed Project Adjustments	0.000	0.000	0.000	0.000	0.000
Statewide Interstate And Major Bridge - Total Available	18.645	0.000	6.485	0.000	0.000
Statewide Interstate And Major Bridge - Programmed	18.741	0.000	6.485	0.000	0.000
Safety - Available	1.236	1.267	2.287	2.261	2.254
Safety - FFOS	0.939	0.714	0.000	1.368	0.000
Safety - Fund Transfers	-0.464	0.000	-0.400	-0.718	0.000
Safety - Carryover	-2.283	0.000	0.000	0.000	0.000
Award and Completed Project Adjustments	-0.820	-0.050	-0.016	0.018	0.000
Safety - Total Available	-1.392	1.931	1.871	2.929	2.254
Safety - Programmed	2.424	0.951	0.000	2.564	0.000
Taking Care Of System - Available	18.925	19.495	19.671	19.443	19.386
Taking Care Of System - FFOS	3.805	1.731	1.585	0.745	0.000
Taking Care Of System - Fund Transfers	22.937	18.236	14.671	0.718	0.000
Taking Care Of System - Carryover	-1.831	0.000	0.000	0.000	0.000
Award and Completed Project Adjustments	8.881	5.783	4.905	0.273	0.000
Taking Care Of System - Total Available	52.717	45.245	40.832	21.179	19.386
Taking Care Of System - Programmed	50.854	46.400	38.236	12.174	9.446
Flexible & Other - Available					
Flexible & Other - FFOS	0.000	0.000	0.000	0.000	0.000
Flexible & Other - Fund Transfers	0.000	0.000	0.000	0.000	0.000
Flexible & Other - Carryover	0.000	0.000	0.000	0.000	0.000
Award and Completed Project Adjustments	0.000	0.000	0.000	0.000	0.000
Flexible & Other - Total Available	0.000	0.000	0.000	0.000	0.000
Flexible & Other - Programmed	0.000	0.002	0.621	0.000	0.000
Statewide Safety - Available					
Statewide Safety - FFOS	0.000	0.000	0.000	0.000	0.000
Statewide Safety - Fund Transfers	0.135	0.000	0.058	0.000	0.000
Statewide Safety - Carryover	0.000	0.000	0.000	0.000	0.000
Award and Completed Project Adjustments	0.000	0.000	0.000	0.000	0.000
Statewide Safety - Total Available	0.135	0.000	0.058	0.000	0.000
Statewide Safety - Programmed	0.135	0.000	0.062	0.000	0.000
Statewide Major Projects & Emerging Needs - Available					
Statewide Major Projects & Emerging Needs - FFOS	0.000	0.000	0.000	0.000	0.000
Statewide Major Projects & Emerging Needs - Fund Transfers	0.000	0.000	0.000	0.000	0.000
Statewide Major Projects & Emerging Needs - Carryover	2.170	0.000	0.000	0.000	0.000
Award and Completed Project Adjustments	0.000	0.000	0.000	0.000	0.000
Statewide Major Projects & Emerging Needs - Total Available	2.170	0.000	0.000	0.000	0.000
Statewide Major Projects & Emerging Needs - Programmed	0.000	0.000	0.000	0.000	0.000
Statewide Amendment 3 - Available					
Statewide Amendment 3 - FFOS	0.000	0.000	0.000	0.000	0.000
Statewide Amendment 3 - Fund Transfers	0.000	0.000	0.000	0.000	0.000
Statewide Amendment 3 - Carryover	0.179	0.000	0.000	0.000	0.000
Award and Completed Project Adjustments	0.000	0.000	0.000	0.000	0.000
Statewide Amendment 3 - Total Available	0.179	0.000	0.000	0.000	0.000
Statewide Amendment 3 - Programmed	0.000	0.000	0.000	0.000	0.000

Note: Three percent inflation compounded annually applied to program years 2020 - 2023

Two percent construction contingency applied to construction.

**District Program Summary
Northeast**

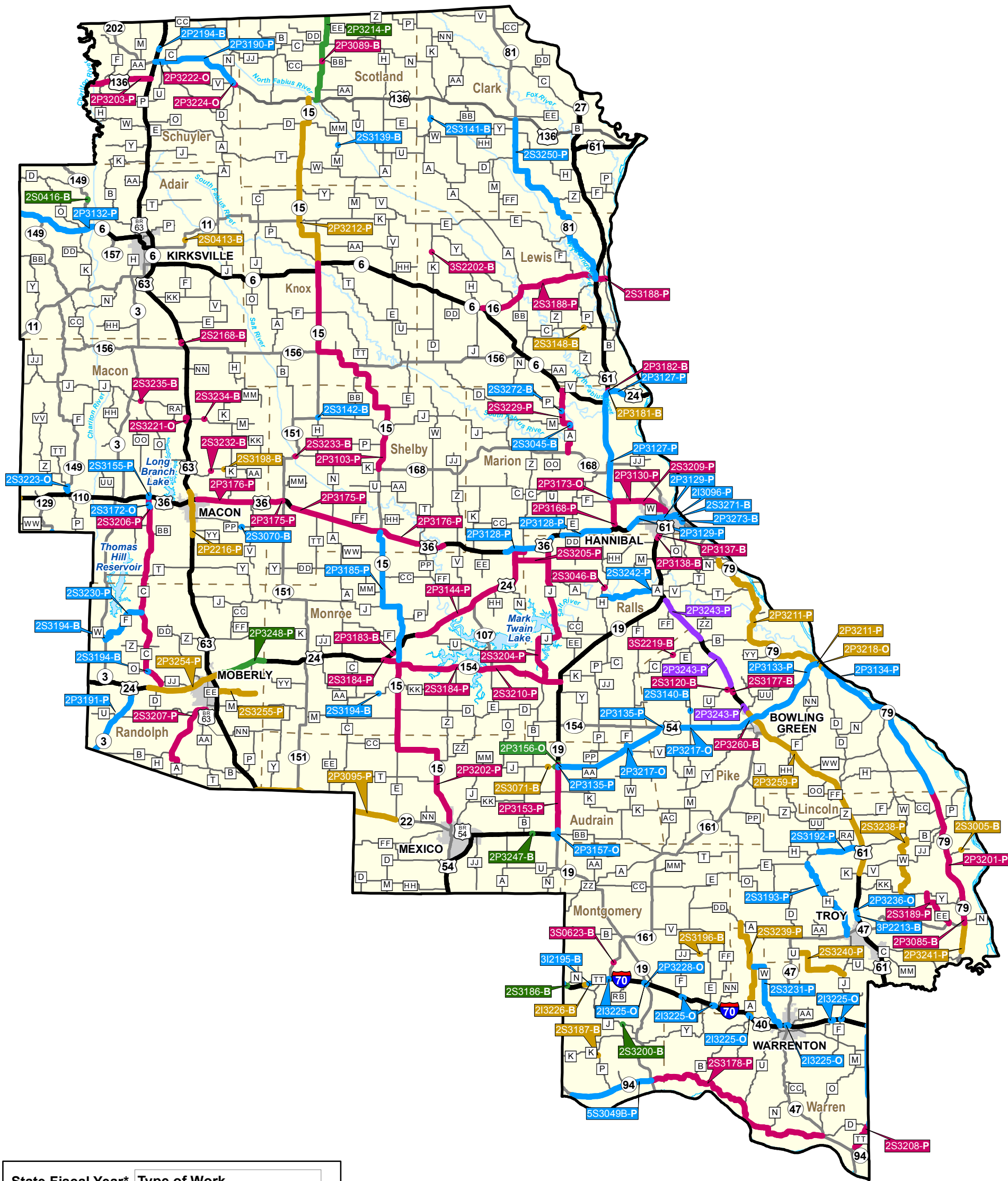
(Dollars in Millions)

Amounts include construction and right of way, excludes engineering.

Total Categorized Funding Available by SFY	72.454	47.176	49.246	24.108	21.640
Total Flexible Funds Available	-0.455	7.912	10.467	21.035	21.173
Adjustments	8.061	5.733	4.889	0.291	0.000
Carryovers	-1.861				
Total Available by SFY	71.999	55.088	59.713	45.143	42.813
Total Programmed by SFY	72.154	47.353	45.404	14.738	9.446

*Note: Three percent inflation compounded annually applied to program years 2020 - 2023
Two percent construction contingency applied to construction.*

Statewide Transportation
Improvement Program
2019-2023
Northeast District
Highway and Bridge Construction Projects



State Fiscal Year*

- 2019
- 2020
- 2021
- 2022
- 2023

Type of Work

- B = New/Improved Bridge
- H = New/Expanded Highway
- M = Major Bridge
- O = Other/Safety
- P = Pavement Treatment

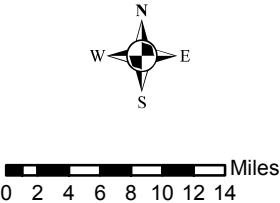
Urban Areas

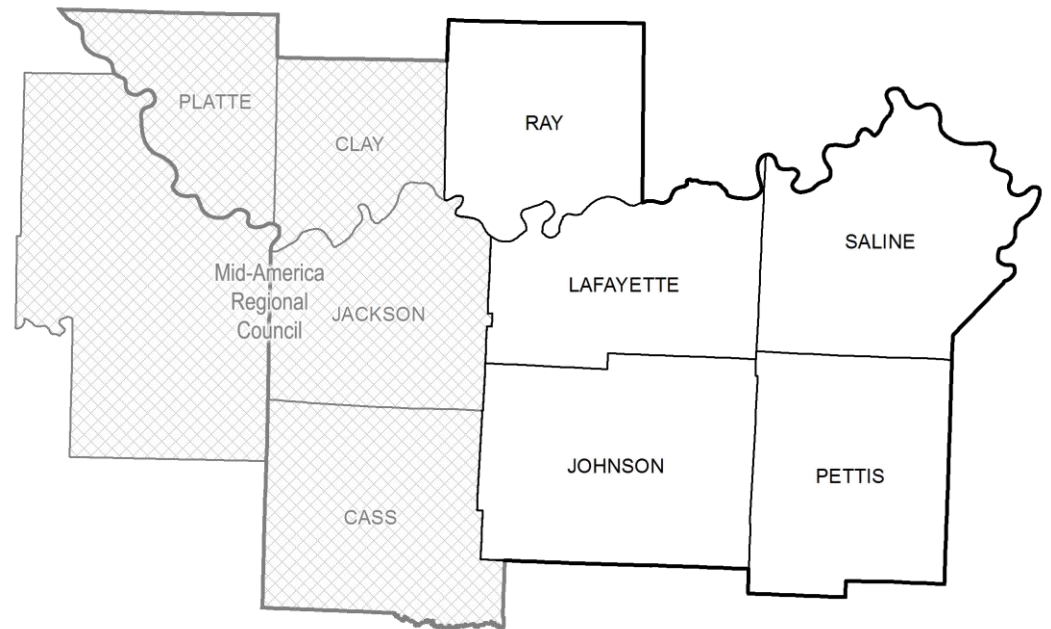
Missouri Major Roads

Label Key

Job No.-Type of Work

* July 1 - June 30
Note: Some projects overlap. The state fiscal year displayed in these instances will follow the order shown in the legend. Label tag color corresponds to respective state fiscal year.





MoDOT's Kansas City District

(Note: The following MoDOT projects are located outside the Mid-America Regional Council planning area boundary.)

PROJECT DESCRIPTION KEY

2019-2023 Highway and Bridge Construction Schedule

Construction contingency applied to construction cost in the year the project is awarded.

Three percent project growth factor compounded annually is applied to right-of-way and construction in program years 2, 3, 4, and 5.

No inflation is applied to the Funding From Other Sources (FFOS) or Payments.

Engineering includes PE costs, CE costs, and R/W incidentals.

County:	XX						Engineering:	99		9	0	0	0	0	0
Route:	XX						R/W:	0		0	99	0	0	0	0
Job No.:							Construction:	0		0	0	999	0	0	0
Length:	MPO:	Fed:	State:	Local:											
Fund Cat:															
Sec Cat:	Award Date	Anticipated Fed Cat:				FFOS:	0		0	0	99	0	0	0	0
TIP#:	Let With:	Future Cost:				Payments:	0		99	0	0	0	0	0	0
							Estimate Total:								

Dollars funded from other sources.

- Dollars for construction, utilities and contingency.

- Dollars for right-of-way (land acquisition).

- Dollars to be paid back for accelerating the project or payments to others.

- Dollars for engineering that include preliminary engineering, construction engineering and right-of-way incidentals.

***Primary Funding Category:**

Take Care of System
Statewide Interstate & Major Bridge
Safety
Statewide Safety
Flexible & Other
Amendment 3

****Secondary Funding Category:**

- Enhancements
- Low Type Resurfacing
- N - Ada Trans (ADA Transition Plan)
- Preventive Maint (Preventive Maintenance)
- Regional
- Rehab And Reconst (Rehabilitation and Reconstruction)
- Routine Maintenance
- Safety
- Systems Operations
- Thin Lift Overlay
- Urban Safety

^Anticipated Federal Funding Category:

CMAQ - Congestion Mitigation and Air Quality.

* Usually 80% Federal & 20% State funds.

Earmark - usually 80% Federal & 20% State funds.

NHFP - National Highway Freight Program.

* Usually 80% Federal & 20% State funds.

NHPP - National Highway Performance Program.

* Usually 80% Federal & 20% State funds.

* Sometimes 90% Federal & 10% State funds.

Safety - usually 90% Federal & 10% State funds.

State - No federal funds, state only funded.

STBG - Surface Transportation Block Grant program.

* Usually 80% Federal & 20% State funds.

(All Costs in Thousands)



2019-2023 Highway and Bridge Construction Schedule

Transportation Planning

P.O. Box 270
Jefferson City, MO 65102

Construction contingency applied to construction cost in the year the project is awarded.

Three percent project growth factor compounded annually is applied to right-of-way and construction costs in program years 2, 3, 4, and 5.

No inflation is applied to the Funding From Other Sources (FFOS) or Payments.

Engineering includes PE costs, CE costs and R/W incidentals.

						STATE FISCAL YEAR PROJECT BUDGETING					
						Prior Prog.	7/2018-6/2019	7/2019-6/2020	7/2020-6/2021	7/2021-6/2022	7/2022-6/2023
County:	Johnson	ADA Transition Plan sidewalk improvements, add drainage and resurface pavement within Holden from McKossick to 10th Street. \$334,000 Statewide Transportation Alternatives funds.				Engineering:	50	222	0	0	0
Route:	MO 131					R/W:	0	10	0	0	0
Job No.:	3S3117B					Construction:	0	1,199	0	0	0
Length:	1.00	MPO:	N			FFOS:	0	334	0	0	0
Fund Cat:	Taking Care Of System	Fed:	1,145	State:	286	Local:	0				
Sec Cat:	N- Ada Trans	Awd Date:	Spring 19	Anticipated Fed Cat:	STBG	Payments:	0	0	0	0	0
TIP #:	Let With:	Future Cost:	0	Estimate Total:	1,481						
County:	Johnson	Add turn lanes at the intersection of Rte. D. \$45,000 Statewide Open Container funds.				Engineering:	5	20	22	100	0
Route:	MO 23					R/W:	0	0	10	0	0
Job No.:	3P3085E					Construction:	0	0	0	282	0
Length:	0.06	MPO:	N			FFOS:	0	0	0	45	0
Fund Cat:	Safety	Fed:	391	State:	43	Local:	0				
Sec Cat:	Safety	Awd Date:	2021	Anticipated Fed Cat:	Safety	Payments:	0	0	0	0	0
TIP #:	Let With:	Future Cost:	0	Estimate Total:	439						
County:	Johnson	Add left turn lanes at the intersection of Rte. MM. \$408,000 Open Container funds.				Engineering:	5	10	10	72	0
Route:	MO 23					R/W:	0	0	0	0	0
Job No.:	3P3085F					Construction:	0	0	0	645	0
Length:	0.08	MPO:	N			FFOS:	0	0	0	408	0
Fund Cat:	Safety	Fed:	663	State:	74	Local:	0				
Sec Cat:	Safety	Awd Date:	2021	Anticipated Fed Cat:	Safety	Payments:	0	0	0	0	0
TIP #:	Let With:	Future Cost:	0	Estimate Total:	742						
County:	Johnson	Pavement resurfacing from Rte. DD to Rte. 2.				Engineering:	4	96	0	0	0
Route:	MO 23					R/W:	0	0	0	0	0
Job No.:	3S3087					Construction:	0	1,365	0	0	0
Length:	14.95	MPO:	N			FFOS:	0	0	0	0	0
Fund Cat:	Taking Care Of System	Fed:	1,169	State:	292	Local:	0				
Sec Cat:	Thin Lift Overlay	Awd Date:	Winter 19	Anticipated Fed Cat:	NHPP	Payments:	0	0	0	0	0
TIP #:	Let With:	Future Cost:	0	Estimate Total:	1,465						
County:	Johnson	Pavement resurfacing from County Road 1501 to east of Pride Avenue in Warrensburg.				Engineering:	4	2	2	18	261
Route:	US 50					R/W:	0	0	0	0	0
Job No.:	3P3064					Construction:	0	0	0	0	7,951
Length:	20.94	MPO:	N			FFOS:	0	0	0	0	0
Fund Cat:	Flexible & Other	Fed:	6,983	State:	1,745	Local:	0				
Sec Cat:	Preventive Maint	Awd Date:	2023	Anticipated Fed Cat:	NHPP	Payments:	0	0	0	0	0
TIP #:	Let With:	Future Cost:	0	Estimate Total:	8,732						

* Subject to the approval of the Transportation Improvement Program by the governing Metropolitan Planning Organization.

May-24-2018

Section 4 - 1

District Kansas City

Dollars in Thousands



2019-2023 Highway and Bridge Construction Schedule

Transportation Planning

P.O. Box 270
Jefferson City, MO 65102

Construction contingency applied to construction cost in the year the project is awarded.

Three percent project growth factor compounded annually is applied to right-of-way and construction costs in program years 2, 3, 4, and 5.

No inflation is applied to the Funding From Other Sources (FFOS) or Payments.

Engineering includes PE costs, CE costs and R/W incidentals.

Construction contingency applied to construction cost in the year the project is awarded. Three percent project growth factor compounded annually is applied to right-of-way and construction costs in program years 2, 3, 4, and 5. No inflation is applied to the Funding From Other Sources (FFOS) or Payments. Engineering includes PE costs, CE costs and R/W incidentals.							STATE FISCAL YEAR PROJECT BUDGETING					
							Prior Prog.	7/2018- 6/2019	7/2019- 6/2020	7/2020- 6/2021	7/2021- 6/2022	7/2022- 6/2023
County: Johnson Route: US 50 Job No.: 3P3113 Length: 2.90 MPO: N Fund Cat: Safety Sec Cat: Safety TIP #: Let With: Awd Date: Spring 19 Anticipated Fed Cat: Safety Fed: 4,277 State: 476 Local: 0 Future Cost: 0 Estimate Total: 5,178	Engineering: 425 R/W: 0 Construction: 0 FFOS: 0 Payments: 0 918 10 3,825 458 0 											

* Subject to the approval of the Transportation Improvement Program by the governing Metropolitan Planning Organization.

May-24-2018

Section 4 - 2

District Kansas City

Dollars in Thousands



2019-2023 Highway and Bridge Construction Schedule

Transportation Planning

P.O. Box 270
Jefferson City, MO 65102

Construction contingency applied to construction cost in the year the project is awarded.

Three percent project growth factor compounded annually is applied to right-of-way and construction costs in program years 2, 3, 4, and 5.

No inflation is applied to the Funding From Other Sources (FFOS) or Payments.

Engineering includes PE costs, CE costs and R/W incidentals.

Construction contingency applied to construction cost in the year the project is awarded. Three percent project growth factor compounded annually is applied to right-of-way and construction costs in program years 2, 3, 4, and 5. No inflation is applied to the Funding From Other Sources (FFOS) or Payments. Engineering includes PE costs, CE costs and R/W incidentals.											STATE FISCAL YEAR PROJECT BUDGETING					
											Prior Prog.	7/2018-	7/2019-	7/2020-	7/2021-	7/2022-
												6/2019	6/2020	6/2021	6/2022	6/2023
County: Johnson Route: RT WW Job No.: 3S3141 Length: 7.06 MPO: N Fund Cat: Taking Care Of System AC-State: 244 State: 61 Local: 0 Sec Cat: Preventive Maint Awd Date: Fall 18 Anticipated Fed Cat: STBG TIP #: Let With: 3S3139, 3S3132, 3S3130, 3S3131, 3S3133, 3S3134, 3S3138, 3S3142, 3S3140, 3S3129 Future Cost: 0 Estimate Total: 305	Engineering:	0	30	0	0	0	0									
	R/W:	0	0	0	0	0	0									
	Construction:	0	275	0	0	0	0									
	FFOS:	0	0	0	0	0	0									
	Payments:	0	0	0	0	0	0									
County: Lafayette Route: MO 131 Job No.: 3S3083 Length: 5.68 MPO: N Fund Cat: Safety Fed: 3,248 State: 361 Local: 0 Sec Cat: Safety Awd Date: 2020 Anticipated Fed Cat: Safety TIP #: Let With: Future Cost: 0 Estimate Total: 3,822	Engineering:	213	110	255	0	0	0									
	R/W:	0	10	0	0	0	0									
	Construction:	0	0	3,234	0	0	0									
	FFOS:	0	0	583	0	0	0									
	Payments:	0	0	0	0	0	0									
County: Lafayette Route: MO 20 Job No.: 3S3130 Length: 11.77 MPO: N Fund Cat: Taking Care Of System AC-State: 491 State: 123 Local: 0 Sec Cat: Preventive Maint Awd Date: Fall 18 Anticipated Fed Cat: STBG TIP #: Let With: 3S3139, 3S3132, 3S3131, 3S3133, 3S3134, 3S3141, 3S3138, 3S3142, 3S3140, 3S3129 Future Cost: 0 Estimate Total: 614	Engineering:	0	58	0	0	0	0									
	R/W:	0	0	0	0	0	0									
	Construction:	0	556	0	0	0	0									
	FFOS:	0	0	0	0	0	0									
	Payments:	0	0	0	0	0	0									
County: Lafayette Route: MO 224 Job No.: 3S3104 Length: 14.87 MPO: N Fund Cat: Taking Care Of System Fed: 3,100 State: 775 Local: 0 Sec Cat: Low Type Resurfacing Awd Date: 2021 Anticipated Fed Cat: STBG TIP #: Let With: Future Cost: 0 Estimate Total: 3,885	Engineering:	10	80	60	234	0	0									
	R/W:	0	0	32	0	0	0									
	Construction:	0	0	0	3,469	0	0									
	FFOS:	0	0	0	363	0	0									
	Payments:	0	0	0	0	0	0									
County: Lafayette Route: IS 70 Job No.: 0I3005H Length: 57.52 MPO: N Fund Cat: Statewide Interstate And Major Bridge Fed: 245 State: 28 Local: 0 Sec Cat: Preventive Maint Awd Date: Spring 19 Anticipated Fed Cat: NHPP TIP #: Let With: Future Cost: 0 Estimate Total: 273	Engineering:	0	23	0	0	0	0									
	R/W:	0	0	0	0	0	0									
	Construction:	0	250	0	0	0	0									
	FFOS:	0	0	0	0	0	0									
	Payments:	0	0	0	0	0	0									

* Subject to the approval of the Transportation Improvement Program by the governing Metropolitan Planning Organization.

May-24-2018

Section 4 - 3

District Kansas City

Dollars in Thousands



2019-2023 Highway and Bridge Construction Schedule

Transportation Planning

P.O. Box 270
Jefferson City, MO 65102

Construction contingency applied to construction cost in the year the project is awarded.

Three percent project growth factor compounded annually is applied to right-of-way and construction costs in program years 2, 3, 4, and 5.

No inflation is applied to the Funding From Other Sources (FFOS) or Payments.

Engineering includes PE costs, CE costs and R/W incidentals.

						STATE FISCAL YEAR PROJECT BUDGETING					
						Prior Prog.	7/2018-6/2019	7/2019-6/2020	7/2020-6/2021	7/2021-6/2022	7/2022-6/2023
County:	Lafayette	Pavement resurfacing from Johnson Drive in Odessa to Rte. 13 in Higginsville.				Engineering:	289	602	0	0	0
Route:	IS 70					R/W:	0	0	0	0	0
Job No.:	313047					Construction:	0	7,577	0	0	0
Length:	11.14	MPO:	N			FFOS:	0	0	0	0	0
Fund Cat:	Taking Care Of System	Fed:	7,361	State:	818	Local:	0				
Sec Cat:	Preventive Maint	Awd Date:	Fall 18	Anticipated Fed Cat:	NHPP	Payments:	0	0	0	0	0
TIP #:	Let With:	Future Cost:	0	Estimate Total:	8,468						
County:	Lafayette	Adding Wrong Way, Do Not Enter and One Way Signing at various ramp locations.				Engineering:	0	23	0	0	0
Route:	IS 70					R/W:	0	0	0	0	0
Job No.:	313145					Construction:	0	266	0	0	0
Length:	57.55	MPO:	N			FFOS:	0	0	0	0	0
Fund Cat:	Safety (Statewide)	Fed:	259	State:	30	Local:	0				
Sec Cat:	Safety	Awd Date:	Spring 19	Anticipated Fed Cat:	Safety	Payments:	0	0	0	0	0
TIP #:	Let With:	Future Cost:	0	Estimate Total:	289						
County:	Lafayette	Pavement resurfacing from I-70 to Rte. 00 in Johnson County.				Engineering:	0	31	0	0	0
Route:	RT M					R/W:	0	0	0	0	0
Job No.:	3S3134					Construction:	0	288	0	0	0
Length:	7.20	MPO:	N			FFOS:	0	0	0	0	0
Fund Cat:	Taking Care Of System	AC-State:	255	State:	64	Local:	0				
Sec Cat:	Preventive Maint	Awd Date:	Fall 18	Anticipated Fed Cat:	STBG	Payments:	0	0	0	0	0
TIP #:	Let With:	3S3139, 3S3132, 3S3130, 3S3131, 3S3133, 3S3141, 3S3138, 3S3142, 3S3140, 3S3129	Future Cost:	0	Estimate Total:	319					
County:	Lafayette	Pavement resurfacing from Bus. 13 to Rte. 40.				Engineering:	0	46	0	0	0
Route:	RT O					R/W:	0	0	0	0	0
Job No.:	3S3138					Construction:	0	422	0	0	0
Length:	10.34	MPO:	N			FFOS:	0	0	0	0	0
Fund Cat:	Taking Care Of System	AC-State:	375	State:	93	Local:	0				
Sec Cat:	Preventive Maint	Awd Date:	Fall 18	Anticipated Fed Cat:	STBG	Payments:	0	0	0	0	0
TIP #:	Let With:	3S3139, 3S3132, 3S3130, 3S3131, 3S3133, 3S3134, 3S3141, 3S3142, 3S3140, 3S3129	Future Cost:	0	Estimate Total:	468					
County:	Lafayette	Pavement resurfacing from Rte. 131 to Rte. M.				Engineering:	0	16	0	0	0
Route:	RT U					R/W:	0	0	0	0	0
Job No.:	3S3132					Construction:	0	149	0	0	0
Length:	3.50	MPO:	N			FFOS:	0	0	0	0	0
Fund Cat:	Taking Care Of System	AC-State:	132	State:	33	Local:	0				
Sec Cat:	Preventive Maint	Awd Date:	Fall 18	Anticipated Fed Cat:	STBG	Payments:	0	0	0	0	0
TIP #:	Let With:	3S3139, 3S3130, 3S3131, 3S3133, 3S3134, 3S3141, 3S3138, 3S3142, 3S3140, 3S3129	Future Cost:	0	Estimate Total:	165					

* Subject to the approval of the Transportation Improvement Program by the governing Metropolitan Planning Organization.

May-24-2018

Section 4 - 4

District Kansas City

Dollars in Thousands



2019-2023 Highway and Bridge Construction Schedule

Transportation Planning

P.O. Box 270
Jefferson City, MO 65102

Construction contingency applied to construction cost in the year the project is awarded.

Three percent project growth factor compounded annually is applied to right-of-way and construction costs in program years 2, 3, 4, and 5.

No inflation is applied to the Funding From Other Sources (FFOS) or Payments.

Engineering includes PE costs, CE costs and R/W incidentals.

						STATE FISCAL YEAR PROJECT BUDGETING					
						Prior Prog.	7/2018- 6/2019	7/2019- 6/2020	7/2020- 6/2021	7/2021- 6/2022	7/2022- 6/2023
County:	Lafayette	ADA Transition Plan sidewalk improvements in Corder from Liess Street to 22nd Street.				Engineering:	10	22	22	0	0
Route:	RT V	\$157,000 Statewide Transportation Alternatives funds.				R/W:	0	5	0	0	0
Job No.:	3S3105					Construction:	0	0	258	0	0
Length:	0.58	MPO:	N			FFOS:	0	0	157	0	0
Fund Cat:	Taking Care Of System	Fed:	246	State:	61	Local:	0				
Sec Cat:	N- Ada Trans	Awd Date:	2020	Anticipated Fed Cat:	STBG	Payments:	0	0	0	0	0
TIP #:	Let With:	Future Cost:	0	Estimate Total:	317						
County:	Pettis	Add intersection turn lanes at Rte. 127.				Engineering:	20	10	10	10	130
Route:	US 50					R/W:	0	0	0	0	0
Job No.:	3P3078					Construction:	0	0	0	0	1,917
Length:	2.00	MPO:	N			FFOS:	0	0	0	0	0
Fund Cat:	Safety	Fed:	1,869	State:	208	Local:	0				
Sec Cat:	Safety	Awd Date:	2022	Anticipated Fed Cat:	Safety	Payments:	0	0	0	0	0
TIP #:	Let With:	Future Cost:	0	Estimate Total:	2,097						
County:	Pettis	Pavement improvements from Sedalia Sub Railroad line east to Morgan County.				Engineering:	4	10	50	149	0
Route:	US 50					R/W:	0	0	0	0	0
Job No.:	3P3080					Construction:	0	0	0	2,174	0
Length:	6.37	MPO:	N			FFOS:	0	0	0	0	0
Fund Cat:	Taking Care Of System	Fed:	1,906	State:	477	Local:	0				
Sec Cat:	Low Type Resurfacing	Awd Date:	2021	Anticipated Fed Cat:	NHPP	Payments:	0	0	0	0	0
TIP #:	Let With:	Future Cost:	0	Estimate Total:	2,387						
County:	Pettis	Pavement improvements from Rte. B to the Benton County line.				Engineering:	42	8	23	345	0
Route:	US 65					R/W:	0	0	0	0	0
Job No.:	3P3062					Construction:	0	0	0	5,254	0
Length:	10.45	MPO:	N			FFOS:	0	0	0	0	0
Fund Cat:	Flexible & Other	Fed:	4,503	State:	1,127	Local:	0				
Sec Cat:	Preventive Maint	Awd Date:	2021	Anticipated Fed Cat:	NHPP	Payments:	0	0	0	0	0
TIP #:	Let With:	Future Cost:	0	Estimate Total:	5,672						
County:	Pettis	ADA Transition Plan sidewalk improvements from Morgan Street to Osage Street in Sedalia. \$150,000 Statewide Transportation Alternatives funds.				Engineering:	10	21	24	0	0
Route:	MO 765					R/W:	0	5	0	0	0
Job No.:	3S3106					Construction:	0	0	206	0	0
Length:	0.37	MPO:	N			FFOS:	0	0	150	0	0
Fund Cat:	Taking Care Of System	Fed:	205	State:	51	Local:	0				
Sec Cat:	N- Ada Trans	Awd Date:	2020	Anticipated Fed Cat:	STBG	Payments:	0	0	0	0	0
TIP #:	Let With:	Future Cost:	0	Estimate Total:	266						

* Subject to the approval of the Transportation Improvement Program by the governing Metropolitan Planning Organization.

May-24-2018

Section 4 - 5

District Kansas City

Dollars in Thousands



2019-2023 Highway and Bridge Construction Schedule

Transportation Planning

P.O. Box 270
Jefferson City, MO 65102

Construction contingency applied to construction cost in the year the project is awarded.

Three percent project growth factor compounded annually is applied to right-of-way and construction costs in program years 2, 3, 4, and 5.

No inflation is applied to the Funding From Other Sources (FFOS) or Payments.

Engineering includes PE costs, CE costs and R/W incidentals.

						STATE FISCAL YEAR PROJECT BUDGETING					
						Prior Prog.	7/2018-6/2019	7/2019-6/2020	7/2020-6/2021	7/2021-6/2022	7/2022-6/2023
County: Pettis	Bridge rehabilitation at Heaths Creek on Rte. D, 0.9 mile west of McCubbin Road and 0.8 mile east of McAninch Road. Project involves bridge S0828.	Engineering:	5	55	90	0	0	0	0	0	0
Route: RT D		R/W:	0	0	0	0	0	0	0	0	0
Job No.: 3S3115		Construction:	0	0	608	0	0	0	0	0	0
Length: 0.15	MPO: N	FFOS:	0	0	0	0	0	0	0	0	0
Fund Cat: Taking Care Of System	Fed: 602 State: 151 Local: 0	Payments:	0	0	0	0	0	0	0	0	0
Sec Cat: Rehab And Reconst	Awd Date: 2020 Anticipated Fed Cat: NHPP										
TIP #: Let With:	Future Cost: 0 Estimate Total: 758										
County: Pettis	Bridge rehabilitation at South Fork Blackwater River, 0.7 mile east of Rte. 127 and 2.4 miles west of Gibson Road. Project involves bridge S0827.	Engineering:	5	74	166	0	0	0	0	0	0
Route: RT D		R/W:	0	0	0	0	0	0	0	0	0
Job No.: 3S3116		Construction:	0	0	991	0	0	0	0	0	0
Length: 0.15	MPO: N	FFOS:	0	0	0	0	0	0	0	0	0
Fund Cat: Taking Care Of System	Fed: 985 State: 246 Local: 0	Payments:	0	0	0	0	0	0	0	0	0
Sec Cat: Rehab And Reconst	Awd Date: 2020 Anticipated Fed Cat: NHPP										
TIP #: Let With:	Future Cost: 0 Estimate Total: 1,236										
County: Pettis	Pavement overlay from Rte. B to Rte. 52.	Engineering:	0	36	0	0	0	0	0	0	0
Route: RT E		R/W:	0	0	0	0	0	0	0	0	0
Job No.: 3S3142		Construction:	0	335	0	0	0	0	0	0	0
Length: 7.46	MPO: N	FFOS:	0	0	0	0	0	0	0	0	0
Fund Cat: Taking Care Of System	AC-State: 296 State: 75 Local: 0	Payments:	0	0	0	0	0	0	0	0	0
Sec Cat: Preventive Maint	Awd Date: Fall 18 Anticipated Fed Cat: STBG										
TIP #: Let With: 3S3139, 3S3132, 3S3130, 3S3131, 3S3133, 3S3134, 3S3141, 3S3138, 3S3140, 3S3129	Future Cost: 0 Estimate Total: 371										
County: Pettis	Bridge rehabilitation over Muddy Creek, 2.7 miles north of Lee Road and 1.8 miles south of Lookout Road. Project involves bridge X0861.	Engineering:	22	33	141	0	0	0	0	0	0
Route: RT O		R/W:	0	0	0	0	0	0	0	0	0
Job No.: 3S3090		Construction:	0	0	989	0	0	0	0	0	0
Length: 0.11	MPO: N	FFOS:	0	0	0	0	0	0	0	0	0
Fund Cat: Taking Care Of System	Fed: 930 State: 233 Local: 0	Payments:	0	0	0	0	0	0	0	0	0
Sec Cat: Rehab And Reconst	Awd Date: 2020 Anticipated Fed Cat: NHPP										
TIP #: Let With:	Future Cost: 0 Estimate Total: 1,185										
County: Pettis	Pavement resurfacing and ADA Transition Plan improvements from Quisenberry Road to Rte. 65.	Engineering:	0	40	93	0	0	0	0	0	0
Route: RT Y		R/W:	0	10	0	0	0	0	0	0	0
Job No.: 3S3137		Construction:	0	0	1,327	0	0	0	0	0	0
Length: 3.27	MPO: N	FFOS:	0	0	0	0	0	0	0	0	0
Fund Cat: Taking Care Of System	AC-State: 1,176 State: 294 Local: 0	Payments:	0	0	0	0	0	0	0	0	0
Sec Cat: Preventive Maint	Awd Date: 2020 Anticipated Fed Cat: STBG										
TIP #: Let With:	Future Cost: 0 Estimate Total: 1,470										

* Subject to the approval of the Transportation Improvement Program by the governing Metropolitan Planning Organization.

May-24-2018

Section 4 - 6

District Kansas City

Dollars in Thousands



2019-2023 Highway and Bridge Construction Schedule

Transportation Planning

P.O. Box 270
Jefferson City, MO 65102

Construction contingency applied to construction cost in the year the project is awarded.

Three percent project growth factor compounded annually is applied to right-of-way and construction costs in program years 2, 3, 4, and 5.

No inflation is applied to the Funding From Other Sources (FFOS) or Payments.

Engineering includes PE costs, CE costs and R/W incidentals.

Construction contingency applied to construction cost in the year the project is awarded. Three percent project growth factor compounded annually is applied to right-of-way and construction costs in program years 2, 3, 4, and 5. No inflation is applied to the Funding From Other Sources (FFOS) or Payments. Engineering includes PE costs, CE costs and R/W incidentals.											STATE FISCAL YEAR PROJECT BUDGETING						
											Prior Prog.	7/2018- 6/2019	7/2019- 6/2020	7/2020- 6/2021	7/2021- 6/2022	7/2022- 6/2023	
County: Ray	Intersection improvements at Henkel Drive in Richmond.										Engineering:	0	5	26	0	0	0
Route: MO 10											R/W:	0	0	0	0	0	0
Job No.: 3P3143											Construction:	0	0	309	0	0	0
Length: 0.10	MPO: N											FFOS:	0	0	0	0	0
Fund Cat: Safety	Fed: 305 State: 35 Local: 0										Payments:	0	0	0	0	0	
Sec Cat: Safety	Awd Date: Fall 19 Anticipated Fed Cat: Safety																
TIP #:	Let With:	Future Cost: 0 Estimate Total: 340															
County: Ray	Add left turn lanes at the intersection of Rte. O/Z.										Engineering:	5	20	49	0	0	0
Route: MO 210											R/W:	0	0	0	0	0	0
Job No.: 3P3085C											Construction:	0	0	433	0	0	0
Length: 0.05	MPO: N											FFOS:	0	0	0	0	0
Fund Cat: Safety	Fed: 452 State: 50 Local: 0										Payments:	0	0	0	0	0	
Sec Cat: Safety	Awd Date: Fall 19 Anticipated Fed Cat: Safety																
TIP #:	Let With:	Future Cost: 0 Estimate Total: 507															
County: Ray	Add left turn lanes at the intersection of Rte. 10.										Engineering:	5	18	42	0	0	0
Route: MO 210											R/W:	0	0	0	0	0	0
Job No.: 3P3085D											Construction:	0	0	401	0	0	0
Length: 0.02	MPO: N											FFOS:	0	0	0	0	0
Fund Cat: Safety	Fed: 414 State: 47 Local: 0										Payments:	0	0	0	0	0	
Sec Cat: Safety	Awd Date: Fall 19 Anticipated Fed Cat: Safety																
TIP #:	Let With:	Future Cost: 0 Estimate Total: 466															
County: Ray	Pavement resurfacing from Rte. E to Rte. 10.										Engineering:	0	23	0	0	0	0
Route: RT A											R/W:	0	0	0	0	0	0
Job No.: 3S3133											Construction:	0	186	0	0	0	0
Length: 3.93	MPO: N											FFOS:	0	0	0	0	0
Fund Cat: Taking Care Of System	AC-State: 167 State: 42 Local: 0										Payments:	0	0	0	0	0	
Sec Cat: Preventive Maint	Awd Date: Fall 18 Anticipated Fed Cat: STBG																
TIP #:	Let With: 3S3139, 3S3132, 3S3131, 3S3130, 3S3134, 3S3141, 3S3138, 3S3142, 3S3140, 3S3129	Future Cost: 0 Estimate Total: 209															
County: Ray	Pavement resurfacing from Rte. U to Rte. 10.										Engineering:	0	30	47	0	0	0
Route: RT C											R/W:	0	5	0	0	0	0
Job No.: 3S3136											Construction:	0	0	480	0	0	0
Length: 5.12	MPO: N											FFOS:	0	0	0	0	0
Fund Cat: Taking Care Of System	AC-State: 450 State: 112 Local: 0										Payments:	0	0	0	0	0	
Sec Cat: Preventive Maint	Awd Date: 2020 Anticipated Fed Cat: STBG																
TIP #:	Let With:	Future Cost: 0 Estimate Total: 562															

* Subject to the approval of the Transportation Improvement Program by the governing Metropolitan Planning Organization.

May-24-2018

Section 4 - 7

District Kansas City

Dollars in Thousands



2019-2023 Highway and Bridge Construction Schedule

Transportation Planning

P.O. Box 270
Jefferson City, MO 65102

Construction contingency applied to construction cost in the year the project is awarded.

Three percent project growth factor compounded annually is applied to right-of-way and construction costs in program years 2, 3, 4, and 5.

No inflation is applied to the Funding From Other Sources (FFOS) or Payments.

Engineering includes PE costs, CE costs and R/W incidentals.

Construction contingency applied to construction cost in the year the project is awarded. Three percent project growth factor compounded annually is applied to right-of-way and construction costs in program years 2, 3, 4, and 5. No inflation is applied to the Funding From Other Sources (FFOS) or Payments. Engineering includes PE costs, CE costs and R/W incidentals.							STATE FISCAL YEAR PROJECT BUDGETING					
							Prior Prog.	7/2018- 6/2019	7/2019- 6/2020	7/2020- 6/2021	7/2021- 6/2022	7/2022- 6/2023
County: Ray Route: RT D Job No.: 3S3144 Length: 3.03 MPO: N Fund Cat: Taking Care Of System AC-State: 378 State: 95 Local: 0 Sec Cat: Preventive Maint Awd Date: Winter 19 Anticipated Fed Cat: STBG TIP #: Let With: 4S3312, 4S3315, 4S3322, 3S3135, 4S3313 Future Cost: 0 Estimate Total: 473	Engineering: R/W: Construction: FFOS: Payments:	0 0 0 0 0 0	45 0 428 0 0 0	0 0 0 0 0 0	0 0 0 0 0 0	0 0 0 0 0 0						
County: Ray Route: RT J Job No.: 3S3089 Length: 0.11 MPO: N Fund Cat: Taking Care Of System Fed: 618 State: 154 Local: 0 Sec Cat: Rehab And Reconst Awd Date: 2020 Anticipated Fed Cat: NHPP TIP #: Let With: Future Cost: 0 Estimate Total: 784	Engineering: R/W: Construction: FFOS: Payments:	12 0 0 0 0 0	9 0 0 0 0 0	53 0 710 0 0 0	0 0 0 0 0 0	0 0 0 0 0 0						
County: Ray Route: RT M Job No.: 3S3131 Length: 5.76 MPO: N Fund Cat: Taking Care Of System AC-State: 241 State: 60 Local: 0 Sec Cat: Preventive Maint Awd Date: Fall 18 Anticipated Fed Cat: STBG TIP #: Let With: 3S3139, 3S3132, 3S3133, 3S3130, 3S3134, 3S3141, 3S3138, 3S3142, 3S3140, 3S3129 Future Cost: 0 Estimate Total: 301	Engineering: R/W: Construction: FFOS: Payments:	0 0 0 0 0 0	29 0 272 0 0 0	0 0 0 0 0 0	0 0 0 0 0 0	0 0 0 0 0 0						
County: Ray Route: RT O Job No.: 3S3135 Length: 10.95 MPO: N Fund Cat: Taking Care Of System AC-State: 715 State: 178 Local: 0 Sec Cat: Preventive Maint Awd Date: Winter 19 Anticipated Fed Cat: STBG TIP #: Let With: 4S3312, 4S3315, 3S3144, 4S3322, 4S3313 Future Cost: 0 Estimate Total: 893	Engineering: R/W: Construction: FFOS: Payments:	0 0 0 0 0 0	86 0 807 0 0 0	0 0 0 0 0 0	0 0 0 0 0 0	0 0 0 0 0 0						
County: Ray Route: RT V Job No.: 3S3063 Length: 0.02 MPO: N Fund Cat: Taking Care Of System AC-State: 498 State: 126 Local: 0 Sec Cat: Rehab And Reconst Awd Date: Winter 19 Anticipated Fed Cat: STBG TIP #: Let With: Future Cost: 0 Estimate Total: 694	Engineering: R/W: Construction: FFOS: Payments:	70 0 0 0 0 0	71 0 553 0 0 0	0 0 0 0 0 0	0 0 0 0 0 0	0 0 0 0 0 0						

* Subject to the approval of the Transportation Improvement Program by the governing Metropolitan Planning Organization.

May-24-2018

Section 4 - 8

District Kansas City

Dollars in Thousands



2019-2023 Highway and Bridge Construction Schedule

Transportation Planning

P.O. Box 270
Jefferson City, MO 65102

Construction contingency applied to construction cost in the year the project is awarded.

Three percent project growth factor compounded annually is applied to right-of-way and construction costs in program years 2, 3, 4, and 5.

No inflation is applied to the Funding From Other Sources (FFOS) or Payments.

Engineering includes PE costs, CE costs and R/W incidentals.

Construction contingency applied to construction cost in the year the project is awarded. Three percent project growth factor compounded annually is applied to right-of-way and construction costs in program years 2, 3, 4, and 5. No inflation is applied to the Funding From Other Sources (FFOS) or Payments. Engineering includes PE costs, CE costs and R/W incidentals.												STATE FISCAL YEAR PROJECT BUDGETING					
												Prior Prog.	7/2018- 6/2019	7/2019- 6/2020	7/2020- 6/2021	7/2021- 6/2022	7/2022- 6/2023
County: Ray Pavement resurfacing from King Road to Rte. 10. Route: RT Y Job No.: 3S3139 Length: 3.93 MPO: N Fund Cat: Taking Care Of System AC-State: 176 State: 44 Local: 0 Sec Cat: Preventive Maint Awd Date: Fall 18 Anticipated Fed Cat: STBG TIP #: Let With: 3S3132, 3S3133, 3S3131, 3S3130, 3S3134, 3S3141, 3S3138, 3S3142, 3S3140, 3S3129 Future Cost: 0 Estimate Total: 220						Engineering:	0	33	0	0	0	0					
						R/W:	0	0	0	0	0	0					
						Construction:	0	187	0	0	0	0					
						FFOS:	0	0	0	0	0	0					
						Payments:	0	0	0	0	0	0					
County: Saline Bridge replacement at Muddy Creek, 0.5 mile east of 305th Road and 0.1 mile west of Route: MO 122 Harvest Avenue. Project involves bridge T0576. Job No.: 3S3091 Length: 0.17 MPO: N Fund Cat: Taking Care Of System Fed: 1,175 State: 295 Local: 0 Sec Cat: Rehab And Reconst Awd Date: Fall 19 Anticipated Fed Cat: NHPP TIP #: Let With: Future Cost: 0 Estimate Total: 1,492						Engineering:	22	30	191	0	0	0					
						R/W:	0	0	0	0	0	0					
						Construction:	0	0	1,249	0	0	0					
						FFOS:	0	0	0	0	0	0					
						Payments:	0	0	0	0	0	0					
County: Saline Bridge replacement at Muddy Creek, 0.3 mile south of 330th Road and 0.8 mile north of Route: MO 41 320th Road. Project involves bridge H0920. Job No.: 3P3092 Length: 0.15 MPO: N Fund Cat: Taking Care Of System Fed: 909 State: 228 Local: 0 Sec Cat: Rehab And Reconst Awd Date: Fall 19 Anticipated Fed Cat: NHPP TIP #: Let With: Future Cost: 0 Estimate Total: 1,159						Engineering:	22	30	138	0	0	0					
						R/W:	0	0	0	0	0	0					
						Construction:	0	0	969	0	0	0					
						FFOS:	0	0	0	0	0	0					
						Payments:	0	0	0	0	0	0					
County: Saline Bridge rehabilitation over Rte. O and railroad. Project involves bridge A2875. Route: MO 41 Job No.: 3P3093 Length: 0.10 MPO: N Fund Cat: Taking Care Of System Fed: 1,288 State: 322 Local: 0 Sec Cat: Rehab And Reconst Awd Date: 2021 Anticipated Fed Cat: NHPP TIP #: Let With: Future Cost: 0 Estimate Total: 1,614						Engineering:	4	48	32	98	0	0					
						R/W:	0	0	0	0	0	0					
						Construction:	0	0	0	1,432	0	0					
						FFOS:	0	0	0	0	0	0					
						Payments:	0	0	0	0	0	0					
County: Saline Bridge replacement over Flat Creek, 3.2 miles east of Rte. E and 1.8 miles west of Rte. D Route: MO 41 near Marshall. Project involves bridge J0120. Job No.: 3P3125 Length: 0.30 MPO: N Fund Cat: Taking Care Of System Fed: 872 State: 218 Local: 0 Sec Cat: Rehab And Reconst Awd Date: 2020 Anticipated Fed Cat: NHPP TIP #: Let With: 3P3126 Future Cost: 0 Estimate Total: 1,100						Engineering:	10	55	128	0	0	0					
						R/W:	0	5	0	0	0	0					
						Construction:	0	0	902	0	0	0					
						FFOS:	0	0	0	0	0	0					
						Payments:	0	0	0	0	0	0					

* Subject to the approval of the Transportation Improvement Program by the governing Metropolitan Planning Organization.

May-24-2018

Section 4 - 9

District Kansas City

Dollars in Thousands



2019-2023 Highway and Bridge Construction Schedule

Transportation Planning

P.O. Box 270
Jefferson City, MO 65102

Construction contingency applied to construction cost in the year the project is awarded.

Three percent project growth factor compounded annually is applied to right-of-way and construction costs in program years 2, 3, 4, and 5.

No inflation is applied to the Funding From Other Sources (FFOS) or Payments.

Engineering includes PE costs, CE costs and R/W incidentals.

Construction contingency applied to construction cost in the year the project is awarded. Three percent project growth factor compounded annually is applied to right-of-way and construction costs in program years 2, 3, 4, and 5. No inflation is applied to the Funding From Other Sources (FFOS) or Payments. Engineering includes PE costs, CE costs and R/W incidentals.							STATE FISCAL YEAR PROJECT BUDGETING					
							Prior Prog.	7/2018-	7/2019-	7/2020-	7/2021-	7/2022-
								6/2019	6/2020	6/2021	6/2022	6/2023
County: Saline Route: MO 41 Job No.: 3P3126 Length: 0.15 MPO: N Fund Cat: Taking Care Of System Sec Cat: Rehab And Reconst Awd Date: 2020 Anticipated Fed Cat: NHPP TIP #: Let With: 3P3125 Future Cost: 0 Estimate Total: 833	Bridge replacement over Camp Creek, 1.5 miles east of Rte. E near Marshall and 0.2 mile west of Nocturne Avenue. Project involves bridge J0041.						Engineering: 10	60	74	0	0	0
							R/W: 0	0	0	0	0	0
							Construction: 0	0	689	0	0	0
							FFOS: 0	0	0	0	0	0
							Payments: 0	0	0	0	0	0
County: Saline Route: IS 70 Job No.: 3I3046 Length: 14.49 MPO: N Fund Cat: Taking Care Of System Sec Cat: Preventive Maint Awd Date: 2020 Anticipated Fed Cat: NHPP TIP #: Let With: Future Cost: 0 Estimate Total: 10,722	Pavement resurfacing from Rte. Y to the Blackwater River bridge.						Engineering: 15	200	703	0	0	0
							R/W: 0	0	0	0	0	0
							Construction: 0	0	9,804	0	0	0
							FFOS: 0	0	0	0	0	0
							Payments: 0	0	0	0	0	0
County: Saline Route: RT YY Job No.: 3S3127 Length: 0.12 MPO: N Fund Cat: Taking Care Of System Sec Cat: Rehab And Reconst Awd Date: 2021 Anticipated Fed Cat: NHPP TIP #: Let With: Future Cost: 0 Estimate Total: 2,517	Bridge replacement over I-70, 3.6 miles west of Rte. 65 and 3.2 miles east of Rte. K. Project involves bridge A0129.						Engineering: 10	140	100	228	0	0
							R/W: 0	0	0	0	0	0
							Construction: 0	0	0	2,039	0	0
							FFOS: 0	0	0	0	0	0
							Payments: 0	0	0	0	0	0
County: Various Route: Various Job No.: 0P3022D Length: 0.00 MPO: N Fund Cat: Safety Sec Cat: Safety Awd Date: 2022 Anticipated Fed Cat: Safety TIP #: Let With: Future Cost: 0 Estimate Total: 697	Safety projects at various locations in the rural Kansas City District. \$599,000 Open Container funds.						Engineering: 0	0	0	0	42	0
							R/W: 0	0	0	0	0	0
							Construction: 0	0	0	0	655	0
							FFOS: 0	0	0	0	599	0
							Payments: 0	0	0	0	0	0
County: Various Route: Various Job No.: 0S3022D Length: 0.00 MPO: N Fund Cat: Taking Care Of System Sec Cat: N- Ada Trans Awd Date: 2022 Anticipated Fed Cat: STBG TIP #: Let With: Future Cost: 0 Estimate Total: 401	ADA Transition Plan improvements at various locations in the rural Kansas City District. \$345,000 from Statewide Transportation Alternatives funds.						Engineering: 0	0	0	0	24	0
							R/W: 0	0	0	0	0	0
							Construction: 0	0	0	0	377	0
							FFOS: 0	0	0	0	345	0
							Payments: 0	0	0	0	0	0

* Subject to the approval of the Transportation Improvement Program by the governing Metropolitan Planning Organization.

May-24-2018

Section 4 - 10

District Kansas City

Dollars in Thousands



2019-2023 Highway and Bridge Construction Schedule

Transportation Planning

P.O. Box 270
Jefferson City, MO 65102

Construction contingency applied to construction cost in the year the project is awarded.

Three percent project growth factor compounded annually is applied to right-of-way and construction costs in program years 2, 3, 4, and 5.

No inflation is applied to the Funding From Other Sources (FFOS) or Payments.

Engineering includes PE costs, CE costs and R/W incidentals.

Construction contingency applied to construction cost in the year the project is awarded. Three percent project growth factor compounded annually is applied to right-of-way and construction costs in program years 2, 3, 4, and 5. No inflation is applied to the Funding From Other Sources (FFOS) or Payments. Engineering includes PE costs, CE costs and R/W incidentals.										STATE FISCAL YEAR PROJECT BUDGETING						
										Prior Prog.	7/2018-	7/2019-	7/2020-	7/2021-	7/2022-	
											6/2019	6/2020	6/2021	6/2022	6/2023	
County: Various	Job Order Contracting for guard cable and guardrail repair at various locations in the									Engineering:	4	0	0	1	52	0
Route: Various	rural Kansas City District.									R/W:	0	0	0	0	0	0
Job No.: 313021										Construction:	0	0	0	0	806	0
Length: 0.00	MPO: N								FFOS:	0	0	0	0	0	0	
Fund Cat: Taking Care Of System	AC-State: 687 State: 172 Local: 0							Payments:	0	0	0	0	0	0		
Sec Cat: Routine Maintenance	Awd Date: 2022	Anticipated Fed Cat: STBG														
TIP #:	Let With:	Future Cost: 0 Estimate Total: 863														
County: Various	Job Order Contracting for guard cable and guardrail repair at various locations in the									Engineering:	6	47	0	0	0	0
Route: Various	rural Kansas City District.									R/W:	0	0	0	0	0	0
Job No.: 313065										Construction:	0	368	0	0	0	0
Length: 0.00	MPO: N								FFOS:	0	0	0	0	0	0	
Fund Cat: Taking Care Of System	AC-State: 332 State: 83 Local: 0							Payments:	0	0	0	0	0	0		
Sec Cat: Routine Maintenance	Awd Date: Spring 19	Anticipated Fed Cat: STBG														
TIP #:	Let With:	Future Cost: 0 Estimate Total: 421														
County: Various	Job Order Contracting for guard cable and guardrail repair at various locations in the									Engineering:	0	6	57	0	0	0
Route: Various	rural Kansas City District.									R/W:	0	0	0	0	0	0
Job No.: 313066										Construction:	0	0	690	0	0	0
Length: 0.00	MPO: N								FFOS:	0	0	0	0	0	0	
Fund Cat: Taking Care Of System	AC-State: 603 State: 150 Local: 0							Payments:	0	0	0	0	0	0		
Sec Cat: Routine Maintenance	Awd Date: 2020	Anticipated Fed Cat: STBG														
TIP #:	Let With:	Future Cost: 0 Estimate Total: 753														
County: Various	Job Order Contracting for guard cable and guardrail repair at various locations in the									Engineering:	0	0	5	55	0	0
Route: Various	rural Kansas City District.									R/W:	0	0	0	0	0	0
Job No.: 313072										Construction:	0	0	0	746	0	0
Length: 0.00	MPO: N								FFOS:	0	0	0	0	0	0	
Fund Cat: Taking Care Of System	AC-State: 645 State: 161 Local: 0							Payments:	0	0	0	0	0	0		
Sec Cat: Routine Maintenance	Awd Date: 2021	Anticipated Fed Cat: STBG														
TIP #:	Let With:	Future Cost: 0 Estimate Total: 806														
County: Various	Job Order Contracting for guard cable and guardrail repair at various locations in the									Engineering:	0	0	0	10	10	72
Route: Various	rural Kansas City District.									R/W:	0	0	0	0	0	0
Job No.: 313103										Construction:	0	0	0	0	0	1,004
Length: 0.00	MPO: N								FFOS:	0	0	0	0	0	0	
Fund Cat: Taking Care Of System	AC-State: 877 State: 219 Local: 0							Payments:	0	0	0	0	0	0		
Sec Cat: Routine Maintenance	Awd Date: 2023	Anticipated Fed Cat: STBG														
TIP #:	Let With:	Future Cost: 0 Estimate Total: 1,096														

* Subject to the approval of the Transportation Improvement Program by the governing Metropolitan Planning Organization.

May-24-2018

Section 4 - 11

District Kansas City

Dollars in Thousands



2019-2023 Highway and Bridge Construction Schedule

Transportation Planning

P.O. Box 270
Jefferson City, MO 65102

Construction contingency applied to construction cost in the year the project is awarded.

Three percent project growth factor compounded annually is applied to right-of-way and construction costs in program years 2, 3, 4, and 5.

No inflation is applied to the Funding From Other Sources (FFOS) or Payments.

Engineering includes PE costs, CE costs and R/W incidentals.

Construction contingency applied to construction cost in the year the project is awarded. Three percent project growth factor compounded annually is applied to right-of-way and construction costs in program years 2, 3, 4, and 5. No inflation is applied to the Funding From Other Sources (FFOS) or Payments. Engineering includes PE costs, CE costs and R/W incidentals.													STATE FISCAL YEAR PROJECT BUDGETING									
													Prior Prog.	7/2018- 6/2019	7/2019- 6/2020	7/2020- 6/2021	7/2021- 6/2022	7/2022- 6/2023				
County:	Various		Job Order Contracting for concrete pavement repair at various locations in the rural										Engineering:	0	0	0	2	40	0			
Route:	Various		Kansas City District.										R/W:	0	0	0	0	0	0			
Job No.:	3P3099												Construction:	0	0	0	0	546	0			
Length:	0.00		MPO: Y										FFOS:	0	0	0	0	0	0			
Fund Cat:	Taking Care Of System				AC-State:		471		State:		117		Local:		0							
Sec Cat:	Preventive Maint		Awd Date:		2022		Anticipated Fed Cat:		STBG								Payments:	0	0	0	0	0
TIP #:	Let With:		Future Cost:		0		Estimate Total:		588													

* Subject to the approval of the Transportation Improvement Program by the governing Metropolitan Planning Organization.

May-24-2018

Section 4 - 12

District Kansas City

Dollars in Thousands



2019-2023 Highway and Bridge Construction Schedule

Transportation Planning

P.O. Box 270
Jefferson City, MO 65102

Construction contingency applied to construction cost in the year the project is awarded.
Three percent project growth factor compounded annually is applied to right-of-way and construction costs in program years 2, 3, 4, and 5.
No inflation is applied to the Funding From Other Sources (FFOS) or Payments.
Engineering includes PE costs, CE costs and R/W incidentals.

STATE FISCAL YEAR PROJECT BUDGETING						
	Prior Prog.	7/2018- 6/2019	7/2019- 6/2020	7/2020- 6/2021	7/2021- 6/2022	7/2022- 6/2023
FFOS:	0	1,505	890	816	944	0
Total R/W:	0	70	42	0	0	0
Total Construction:	0	22,894	24,249	16,041	4,301	8,955
Paybacks:	0	0	0	0	0	0
Sub-Total:	0	22,964	24,291	16,041	4,301	8,955
Total Engineering:	1,615	3,931	2,613	1,322	559	566
Grand Total:	1,615	26,895	26,904	17,363	4,860	9,521

	2019	2020	2021	2022	2023
State	3,992	3,850	3,363	698	1,904
AC-State	5,009	2,160	652	1,163	861
Local	0	0	0	0	0
Sub-total State	9,001	6,010	4,015	1,861	2,765
Federal					
Sub-total Federal	17,894	20,894	13,348	2,999	6,756
Grand Total	26,895	26,904	17,363	4,860	9,521

Project Count: 56

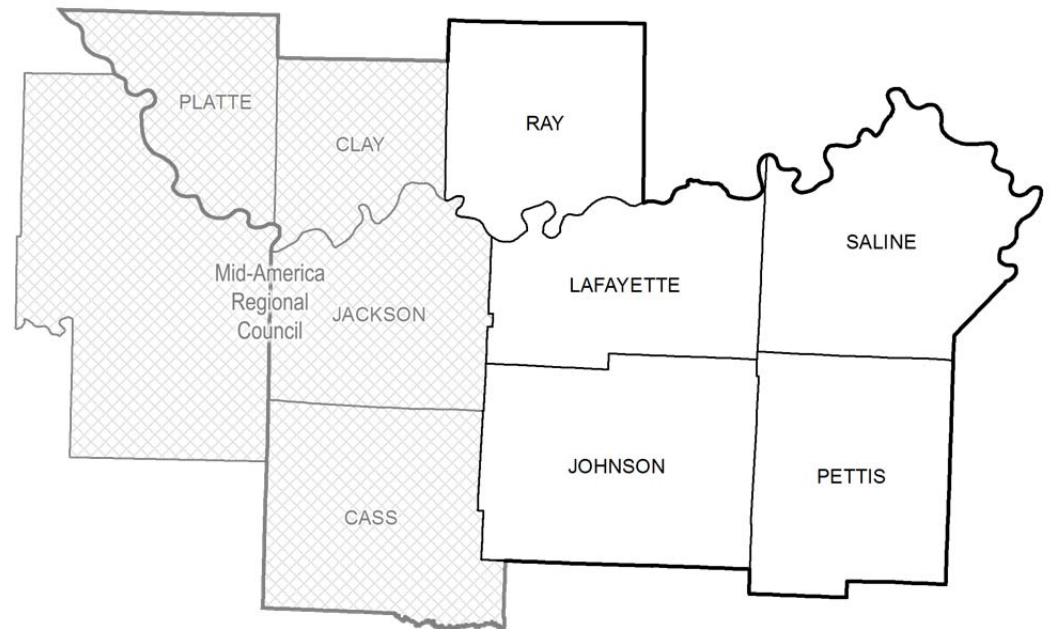
* Subject to the approval of the Transportation Improvement Program by the governing Metropolitan Planning Organization.

May-24-2018

Section 4 - 1

District Kansas City

Dollars in Thousands



MoDOT's Kansas City District

PAYMENT PROJECTS

(Note: The following MoDOT projects are located outside the Mid-America Regional Council planning area boundary.)



2019-2023 Highway and Bridge Construction Schedule

Transportation Planning

P.O. Box 270
Jefferson City, MO 65102

Construction contingency applied to construction cost in the year the project is awarded.

Three percent project growth factor compounded annually is applied to right-of-way and construction costs in program years 2, 3, 4, and 5.

No inflation is applied to the Funding From Other Sources (FFOS) or Payments.

Engineering includes PE costs, CE costs and R/W incidentals.

						STATE FISCAL YEAR PROJECT BUDGETING					
						Prior Prog.	7/2018-6/2019	7/2019-6/2020	7/2020-6/2021	7/2021-6/2022	7/2022-6/2023
County: Various	On-call work zone enforcement at various locations in the rural Kansas City District.					Engineering:	0	1	0	0	0
Route: Various						R/W:	0	0	0	0	0
Job No.: 3P3081						Construction:	0	0	0	0	0
Length: 0.00	MPO: N					FFOS:	0	0	0	0	0
Fund Cat: Safety					Fed: 11 State: 1 Local: 0	Payments:	0	11	0	0	0
Sec Cat: Safety	Awd Date: N/A	Anticipated Fed Cat: Safety									
TIP #: Let With:					Future Cost: 0 Estimate Total: 12						
County: Various	On-call work zone enforcement at various locations in the rural Kansas City District.					Engineering:	0	0	0	1	0
Route: Various	\$11,000 Open Container funds.					R/W:	0	0	0	0	0
Job No.: 3P3100						Construction:	0	0	0	0	0
Length: 0.00	MPO: N					FFOS:	0	0	0	11	0
Fund Cat: Safety					Fed: 11 State: 1 Local: 0	Payments:	0	0	0	11	0
Sec Cat: Safety	Awd Date: N/A	Anticipated Fed Cat: Safety									
TIP #: Let With:					Future Cost: 0 Estimate Total: 12						
County: Various	On-call work zone enforcement at various locations in the rural Kansas City District.					Engineering:	0	0	1	0	0
Route: Various						R/W:	0	0	0	0	0
Job No.: 3P3101						Construction:	0	0	0	0	0
Length: 0.00	MPO: N					FFOS:	0	0	0	0	0
Fund Cat: Safety					Fed: 11 State: 1 Local: 0	Payments:	0	0	11	0	0
Sec Cat: Safety	Awd Date: N/A	Anticipated Fed Cat: Safety									
TIP #: Let With:					Future Cost: 0 Estimate Total: 12						
County: Various	On-call work zone enforcement at various locations in the rural Kansas City District.					Engineering:	0	0	0	0	1
Route: Various						R/W:	0	0	0	0	0
Job No.: 3P3102						Construction:	0	0	0	0	0
Length: 0.00	MPO: N					FFOS:	0	0	0	0	0
Fund Cat: Safety					Fed: 11 State: 1 Local: 0	Payments:	0	0	0	0	11
Sec Cat: Safety	Awd Date: N/A	Anticipated Fed Cat: Safety									
TIP #: Let With:					Future Cost: 0 Estimate Total: 12						
County: Various	Payback beginning in SFY 2008 for Safe and Sound bridges in rural Kansas City District.					Engineering:	0	0	0	0	0
Route: Various						R/W:	150	0	0	0	0
Job No.: 5B0800R						Construction:	0	0	0	0	0
Length: 0.00	MPO: N					FFOS:	150	0	0	0	0
Fund Cat: Taking Care Of System					Fed: 0 State: 28,825 Local: 0	Payments:	43,482	5,765	5,765	5,765	5,765
Sec Cat: Rehab And Reconst	Awd Date: N/A	Anticipated Fed Cat: State									
TIP #: Let With:					Future Cost: 50,001 - 75,000 Estimate Total: 72,457						

* Subject to the approval of the Transportation Improvement Program by the governing Metropolitan Planning Organization.

May-24-2018

Section 4 - 1

District Kansas City

Dollars in Thousands



2019-2023 Highway and Bridge Construction Schedule

Transportation Planning

P.O. Box 270
Jefferson City, MO 65102

Construction contingency applied to construction cost in the year the project is awarded.
Three percent project growth factor compounded annually is applied to right-of-way and construction costs in program years 2, 3, 4, and 5.
No inflation is applied to the Funding From Other Sources (FFOS) or Payments.
Engineering includes PE costs, CE costs and R/W incidentals.

STATE FISCAL YEAR PROJECT BUDGETING						
	Prior Prog.	7/2018- 6/2019	7/2019- 6/2020	7/2020- 6/2021	7/2021- 6/2022	7/2022- 6/2023
FFOS:	150	0	0	11	0	0
Total R/W:	150	0	0	0	0	0
Total Construction:	0	0	0	0	0	0
Paybacks:	43,482	5,776	5,776	5,776	5,776	5,765
Sub-Total:	43,632	5,776	5,776	5,776	5,776	5,765
Total Engineering:	0	1	1	1	1	0
Grand Total:	43,632	5,777	5,777	5,777	5,777	5,765
		2019	2020	2021	2022	2023
State		5,766	5,766	5,766	5,766	5,765
AC-State		0	0	0	0	0
Local		0	0	0	0	0
Sub-total State		5,766	5,766	5,766	5,766	5,765
Federal						
Sub-total Federal		11	11	11	11	0
Grand Total		5,777	5,777	5,777	5,777	5,765

Project Count: 5

* Subject to the approval of the Transportation Improvement Program by the governing Metropolitan Planning Organization.

May-24-2018

Section 4 - 1

District Kansas City

Dollars in Thousands



2019-2023 Highway and Bridge Construction Schedule

Transportation Planning

P.O. Box 270
Jefferson City, MO 65102

Construction contingency applied to construction cost in the year the project is awarded.
Three percent project growth factor compounded annually is applied to right-of-way and construction costs in program years 2, 3, 4, and 5.
No inflation is applied to the Funding From Other Sources (FFOS) or Payments.
Engineering includes PE costs, CE costs and R/W incidentals.

Kansas City NON TMA Total

STATE FISCAL YEAR PROJECT BUDGETING						
	Prior Prog.	7/2018- 6/2019	7/2019- 6/2020	7/2020- 6/2021	7/2021- 6/2022	7/2022- 6/2023
FFOS:	150	1,505	890	827	944	0
Total R/W:	150	70	42	0	0	0
Total Construction:	0	22,894	24,249	16,041	4,301	8,955
Paybacks:	43,482	5,776	5,776	5,776	5,776	5,765
Sub-Total:	43,632	28,740	30,067	21,817	10,077	14,720
Total Engineering:	1,615	3,932	2,614	1,323	560	566
Grand Total:	45,247	32,672	32,681	23,140	10,637	15,286
		2019	2020	2021	2022	2023
State		9,758	9,616	9,129	6,464	7,669
AC-State		5,009	2,160	652	1,163	861
Local		0	0	0	0	0
Sub-total State		14,767	11,776	9,781	7,627	8,530
Federal						
Sub-total Federal		17,905	20,905	13,359	3,010	6,756
Grand Total		32,672	32,681	23,140	10,637	15,286

Project Count: 61

* Subject to the approval of the Transportation Improvement Program by the governing Metropolitan Planning Organization.

May-24-2018

Section 4 - 1

District Kansas City

Dollars in Thousands

District Program Summary
Kansas City (Rural)
(Dollars in Millions)

Amounts include construction and right of way, excludes engineering.

State Fiscal Year	2019	2020	2021	2022	2023
Statewide Interstate And Major Bridge - Available					
Statewide Interstate And Major Bridge - FFOS	0.000	0.000	0.000	0.000	0.000
Statewide Interstate And Major Bridge - Fund Transfers	0.250	0.000	0.000	0.000	0.000
Statewide Interstate And Major Bridge - Carryover	-0.800	0.000	0.000	0.000	0.000
Award and Completed Project Adjustments	0.000	0.000	0.000	0.000	0.000
Statewide Interstate And Major Bridge - Total Available	-0.550	0.000	0.000	0.000	0.000
Statewide Interstate And Major Bridge - Programmed	0.250	0.000	0.000	0.000	0.000
Safety - Available	0.772	0.786	1.001	0.990	0.987
Safety - FFOS	0.458	0.583	0.464	0.599	0.000
Safety - Fund Transfers	0.000	0.000	0.000	0.000	0.000
Safety - Carryover	5.875	0.000	0.000	0.000	0.000
Award and Completed Project Adjustments	-0.532	0.015	0.090	0.011	0.000
Safety - Total Available	6.573	1.384	1.555	1.600	0.987
Safety - Programmed	3.856	4.398	0.938	2.582	0.000
Taking Care Of System - Available	8.842	9.092	9.114	9.008	8.983
Taking Care Of System - FFOS	1.047	0.307	0.363	0.345	0.000
Taking Care Of System - Fund Transfers	13.357	7.957	0.000	0.000	0.000
Taking Care Of System - Carryover	-0.056	0.000	0.000	0.000	0.000
Award and Completed Project Adjustments	2.983	-0.311	0.086	0.325	0.000
Taking Care Of System - Total Available	26.173	17.045	9.563	9.678	8.983
Taking Care Of System - Programmed	24.368	25.668	15.625	7.495	6.769
Flexible & Other - Available					
Flexible & Other - FFOS	0.000	0.000	0.000	0.000	0.000
Flexible & Other - Fund Transfers	0.000	0.000	5.262	0.000	4.162
Flexible & Other - Carryover	-4.235	0.000	0.000	0.000	0.000
Award and Completed Project Adjustments	0.000	0.000	0.000	0.000	0.000
Flexible & Other - Total Available	-4.235	0.000	5.262	0.000	4.162
Flexible & Other - Programmed	0.000	0.000	5.254	0.000	7.951
Statewide Safety - Available					
Statewide Safety - FFOS	0.000	0.000	0.000	0.000	0.000
Statewide Safety - Fund Transfers	0.261	0.000	0.000	0.000	0.000
Statewide Safety - Carryover	0.000	0.000	0.000	0.000	0.000
Award and Completed Project Adjustments	0.000	0.000	0.000	0.000	0.000
Statewide Safety - Total Available	0.261	0.000	0.000	0.000	0.000
Statewide Safety - Programmed	0.266	0.000	0.000	0.000	0.000
Statewide Major Projects & Emerging Needs - Available					
Statewide Major Projects & Emerging Needs - FFOS	0.000	0.000	0.000	0.000	0.000
Statewide Major Projects & Emerging Needs - Fund Transfers	0.000	0.000	0.000	0.000	0.000
Statewide Major Projects & Emerging Needs - Carryover	1.230	0.000	0.000	0.000	0.000
Award and Completed Project Adjustments	0.000	0.000	0.000	0.000	0.000
Statewide Major Projects & Emerging Needs - Total Available	1.230	0.000	0.000	0.000	0.000
Statewide Major Projects & Emerging Needs - Programmed	0.000	0.000	0.000	0.000	0.000
Statewide Amendment 3 - Available					
Statewide Amendment 3 - FFOS	0.000	0.000	0.000	0.000	0.000
Statewide Amendment 3 - Fund Transfers	0.000	0.000	0.000	0.000	0.000
Statewide Amendment 3 - Carryover	-3.856	0.000	0.000	0.000	0.000
Award and Completed Project Adjustments	0.000	0.000	0.000	0.000	0.000
Statewide Amendment 3 - Total Available	-3.856	0.000	0.000	0.000	0.000
Statewide Amendment 3 - Programmed	0.000	0.000	0.000	0.000	0.000

*Note: Three percent inflation compounded annually applied to program years 2020 - 2023
Two percent construction contingency applied to construction.*

District Program Summary
Kansas City (Rural)
(Dollars in Millions)

Amounts include construction and right of way, excludes engineering.

Total Categorized Funding Available by SFY	25.596	18.429	16.380	11.278	14.132
Total Flexible Funds Available	1.681	14.460	8.528	12.228	8.513
Adjustments	2.451	-0.296	0.176	0.336	0.000
Carryovers	-1.842				
Total Available by SFY	27.277	32.889	24.908	23.506	22.645
Total Programmed by SFY	28.740	30.066	21.817	10.077	14.720

*Note: Three percent inflation compounded annually applied to program years 2020 - 2023
Two percent construction contingency applied to construction.*

Statewide Transportation Improvement Program 2019-2023

Kansas City District

Highway and Bridge Construction Projects

State Fiscal Year*

- 2019
- 2020
- 2021
- 2022
- 2023

Type of Work

- B = New/Improved Bridge
- H = New/Expanded Highway
- M = Major Bridge
- O = Other/Safety
- P = Pavement Treatment

Urban Areas

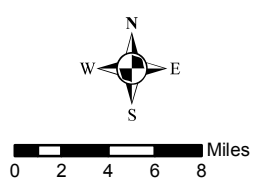
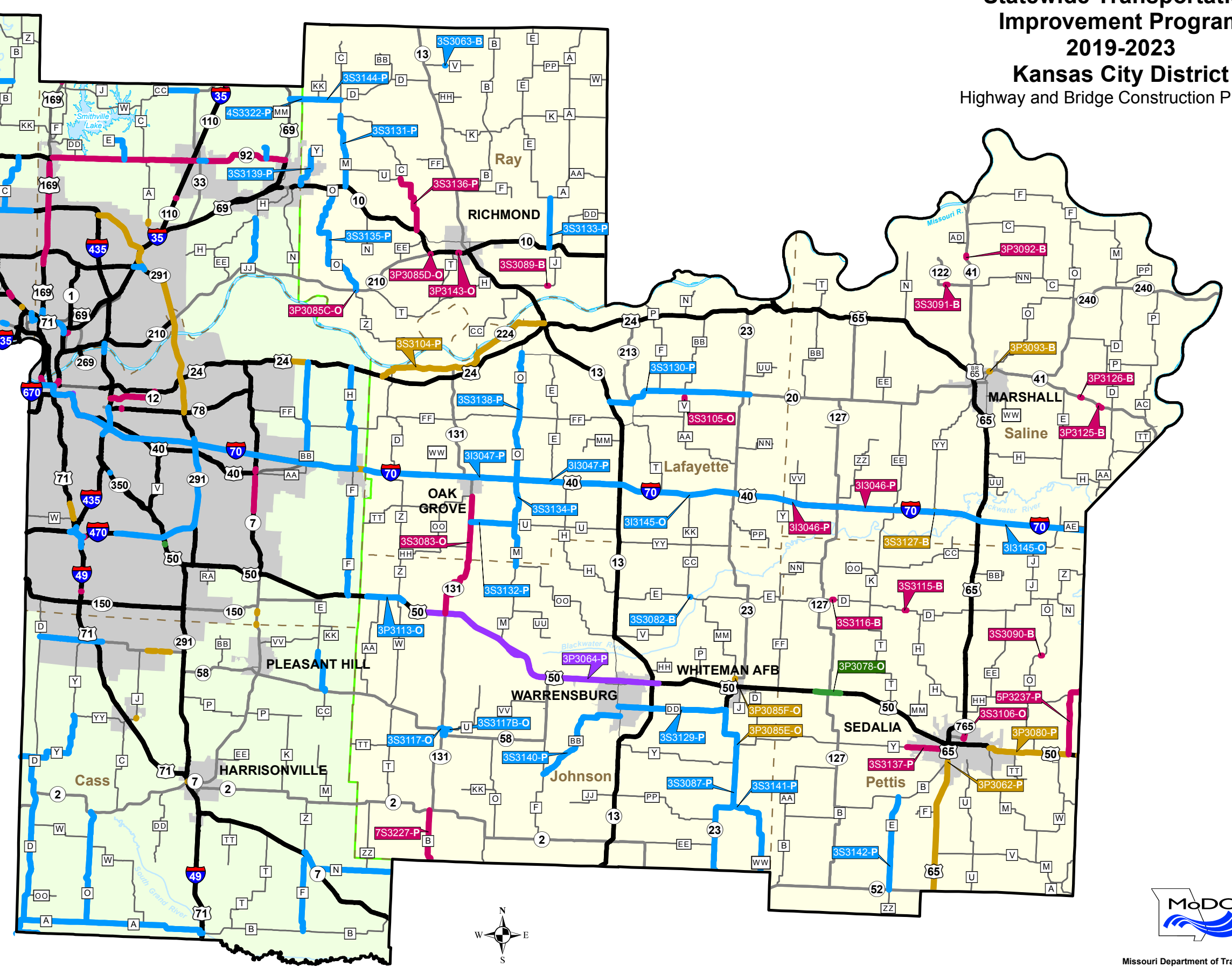
Missouri Major Roads

Mid-America Regional Council

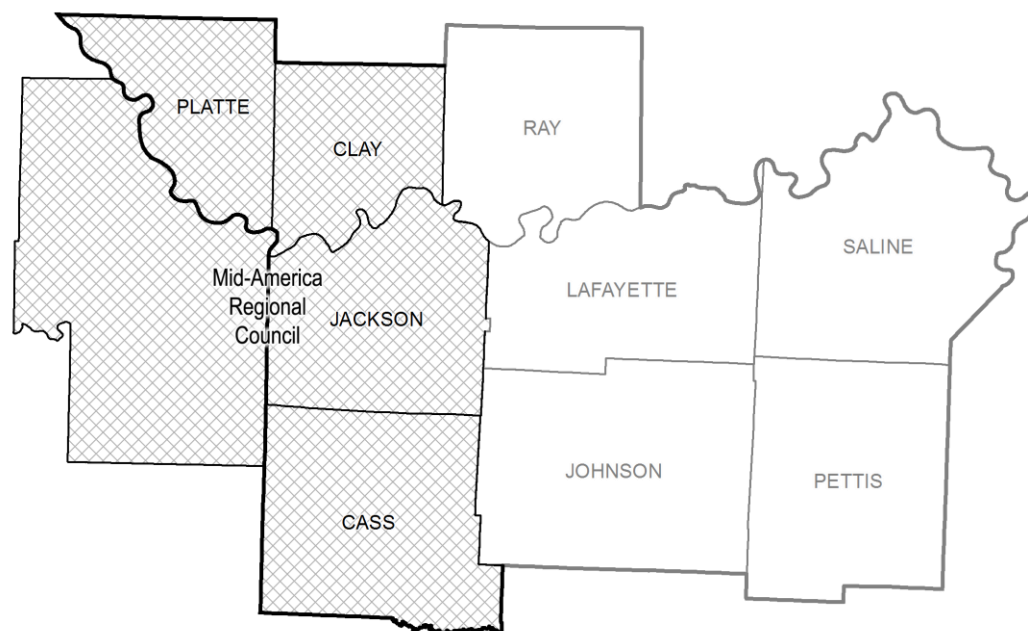
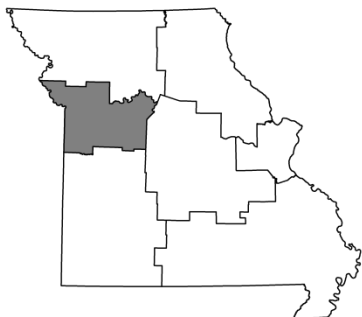
Label Key
Job No.-Type of Work

* July 1 - June 30

Note: Some projects overlap. The state fiscal year displayed in these instances will follow the order shown in the legend. Label tag color corresponds to respective state fiscal year.



Missouri Department of Transportation
1-888-ASK-MODOT
WWW.MODOT.ORG
July 11, 2018



MoDOT's Kansas City District

TMA: Mid-America Regional Council

(Note: The following MoDOT projects are located inside the Mid-America Regional Council planning area boundary.)

PROJECT DESCRIPTION KEY

2019-2023 Highway and Bridge Construction Schedule

Construction contingency applied to construction cost in the year the project is awarded.

Three percent project growth factor compounded annually is applied to right-of-way and construction in program years 2, 3, 4, and 5.

No inflation is applied to the Funding From Other Sources (FFOS) or Payments.

Engineering includes PE costs, CE costs, and R/W incidentals.

County:	XX										Engineering:	99		9	0	0	0	0
Route:	XX										R/W:	0		0	99	0	0	0
Job No.:											Construction:	0		0	0	999	0	0
Length:	MPO: Fed: State: Local:																	
Fund Cat:																		
Sec Cat:	Award Date Anticipated Fed Cat:										FFOS:	0		0	0	99	0	0
TIP#:	Let With: Future Cost: Estimate Total:										Payments:	0		99	0	0	0	0

Dollars funded from other sources.

- Dollars for construction, utilities and contingency.

- Dollars for right-of-way (land acquisition).

- Dollars to be paid back for accelerating the project or payments to others.

- Dollars for engineering that include preliminary engineering, construction engineering and right-of-way incidentals.

^Anticipated Federal Funding Category:

CMAQ - Congestion Mitigation and Air Quality.

* Usually 80% Federal & 20% State funds.

Earmark - usually 80% Federal & 20% State funds.

NHFP - National Highway Freight Program.

* Usually 80% Federal & 20% State funds.

NHPP - National Highway Performance Program.

* Usually 80% Federal & 20% State funds.

* Sometimes 90% Federal & 10% State funds.

Safety - usually 90% Federal & 10% State funds.

State - No federal funds, state only funded.

STBG - Surface Transportation Block Grant program.

* Usually 80% Federal & 20% State funds.

(All Costs in Thousands)

***Primary Funding Category:**

Take Care of System
Statewide Interstate & Major Bridge
Safety
Statewide Safety
Flexible & Other
Amendment 3

****Secondary Funding Category:**

- Enhancements
- Low Type Resurfacing
- N - Ada Trans (ADA Transition Plan)
- Preventive Maint (Preventive Maintenance)
- Regional
- Rehab And Reconst (Rehabilitation and Reconstruction)
- Routine Maintenance
- Safety
- Systems Operations
- Thin Lift Overlay
- Urban Safety



2019-2023 Highway and Bridge Construction Schedule

Transportation Planning

P.O. Box 270
Jefferson City, MO 65102

Construction contingency applied to construction cost in the year the project is awarded.

Three percent project growth factor compounded annually is applied to right-of-way and construction costs in program years 2, 3, 4, and 5.

No inflation is applied to the Funding From Other Sources (FFOS) or Payments.

Engineering includes PE costs, CE costs and R/W incidentals.

						STATE FISCAL YEAR PROJECT BUDGETING					
						Prior Prog.	7/2018- 6/2019	7/2019- 6/2020	7/2020- 6/2021	7/2021- 6/2022	7/2022- 6/2023
County: Cass	Intersection sight distance improvements at Blinker Light Road near Harrisonville.					Engineering:	0	32	46	0	0
Route: MO 2						R/W:	0	17	0	0	0
Job No.: 4P3212D						Construction:	0	0	543	0	0
Length: 0.17	MPO: Y					FFOS:	0	0	0	0	0
Fund Cat: Safety	Fed: 574 State: 64 Local: 0					Payments:	0	0	0	0	0
Sec Cat: Urban Safety	Awd Date: 2020 Anticipated Fed Cat: Safety										
TIP #:	Let With: Future Cost: 0 Estimate Total: 638										
County: Cass	Pavement, ADA Transition Plan and sidewalk improvements from Rte. D to Dean Avenue/Clint Drive in Belton. \$817,000 Statewide Transportation Alternatives funds.					Engineering:	251	518	0	0	0
Route: MO 58						R/W:	55	0	0	0	0
Job No.: 4P3081E						Construction:	0	2,690	0	0	0
Length: 5.01	MPO: Y					FFOS:	0	817	0	0	0
Fund Cat: Taking Care Of System	Fed: 2,566 State: 642 Local: 0					Payments:	0	0	0	0	0
Sec Cat: N- Ada Trans	Awd Date: Fall 18 Anticipated Fed Cat: STBG										
TIP #: 790087	Let With: 4P3081H Future Cost: 0 Estimate Total: 3,514										
County: Cass	Removing island, moving signal poles and upgrading pedestrian facilities to comply with ADA Transition Plan at MO 58 and Rte. Y. \$441,000 STPBG-Urban funds.					Engineering:	0	66	0	0	0
Route: MO 58						R/W:	0	0	0	0	0
Job No.: 4P3081H						Construction:	0	552	0	0	0
Length: 0.08	MPO: Y					FFOS:	0	441	0	0	0
Fund Cat: Taking Care Of System	Fed: 495 State: 123 Local: 0					Payments:	0	0	0	0	0
Sec Cat: Systems Operations	Awd Date: Fall 18 Anticipated Fed Cat: STBG										
TIP #:	Let With: 4P3081E Future Cost: 0 Estimate Total: 618										
County: Cass	Geometrics at the intersection of Prairie Road in Raymore.					Engineering:	200	52	10	144	0
Route: MO 58						R/W:	0	15	0	0	0
Job No.: 4S3272						Construction:	0	0	0	2,129	0
Length: 0.70	MPO: Y					FFOS:	0	0	0	0	0
Fund Cat: Safety	Fed: 2,115 State: 235 Local: 0					Payments:	0	0	0	0	0
Sec Cat: Safety	Awd Date: 2021 Anticipated Fed Cat: Safety										
TIP #:	Let With: 4S3273 Future Cost: 0 Estimate Total: 2,550										
County: Cass	Geometrics at the intersection of Ward Rd near Raymore.					Engineering:	200	50	7	224	0
Route: MO 58						R/W:	0	0	23	0	0
Job No.: 4S3273						Construction:	0	0	0	3,445	0
Length: 0.80	MPO: Y					FFOS:	0	0	0	0	0
Fund Cat: Safety	Fed: 3,373 State: 376 Local: 0					Payments:	0	0	0	0	0
Sec Cat: Safety	Awd Date: 2021 Anticipated Fed Cat: Safety										
TIP #:	Let With: 4S3272 Future Cost: 0 Estimate Total: 3,949										

* Subject to the approval of the Transportation Improvement Program by the governing Metropolitan Planning Organization.

May-24-2018

Section 4 - 1

District Kansas City

TMA

Dollars in Thousands



2019-2023 Highway and Bridge Construction Schedule

Transportation Planning

P.O. Box 270
Jefferson City, MO 65102

Construction contingency applied to construction cost in the year the project is awarded.

Three percent project growth factor compounded annually is applied to right-of-way and construction costs in program years 2, 3, 4, and 5.

No inflation is applied to the Funding From Other Sources (FFOS) or Payments.

Engineering includes PE costs, CE costs and R/W incidentals.

Construction contingency applied to construction cost in the year the project is awarded. Three percent project growth factor compounded annually is applied to right-of-way and construction costs in program years 2, 3, 4, and 5. No inflation is applied to the Funding From Other Sources (FFOS) or Payments. Engineering includes PE costs, CE costs and R/W incidentals.												STATE FISCAL YEAR PROJECT BUDGETING					
												Prior Prog.	7/2018- 6/2019	7/2019- 6/2020	7/2020- 6/2021	7/2021- 6/2022	7/2022- 6/2023
County: Cass Route: MO 7 Job No.: 4S3250 Length: 0.95 MPO: Y Fund Cat: Taking Care Of System Sec Cat: Preventive Maint TIP #: 	Pavement resurfacing, sidewalk, and shoulder improvements from I-49 to Independence Street in Harrisonville.					AC-State: 2,910	State: 727	Local: 0	Engineering: 10	65	32	216	0	0			
									R/W: 0	0	15	0	0	0			
									Construction: 0	0	0	3,309	0	0			
									FFOS: 0	0	0	0	0	0			
									Payments: 0	0	0	0	0	0			
									Future Cost: 0	Estimate Total: 3,647							
County: Cass Route: RT A Job No.: 4S3308 Length: 15.81 MPO: Y Fund Cat: Taking Care Of System Sec Cat: Preventive Maint TIP #: 	Pavement resurfacing from Rte. 18 to Rte. B.					AC-State: 671	State: 167	Local: 0	Engineering: 0	82	0	0	0	0			
									R/W: 0	0	0	0	0	0			
									Construction: 0	756	0	0	0	0			
									FFOS: 0	0	0	0	0	0			
									Payments: 0	0	0	0	0	0			
									Future Cost: 0	Estimate Total: 838							
County: Cass Route: RT D Job No.: 4S3306 Length: 13.39 MPO: Y Fund Cat: Taking Care Of System Sec Cat: Preventive Maint TIP #: 	Pavement resurfacing from Rte. Y to Rte. A.					AC-State: 1,076	State: 270	Local: 0	Engineering: 0	131	0	0	0	0			
									R/W: 0	0	0	0	0	0			
									Construction: 0	1,215	0	0	0	0			
									FFOS: 0	0	0	0	0	0			
									Payments: 0	0	0	0	0	0			
									Future Cost: 0	Estimate Total: 1,346							
County: Cass Route: RT E Job No.: 4S3302 Length: 3.72 MPO: Y Fund Cat: Taking Care Of System Sec Cat: Preventive Maint TIP #: 	Pavement resurfacing from Jackson County Line to Rte. 58.					AC-State: 405	State: 101	Local: 0	Engineering: 0	49	0	0	0	0			
									R/W: 0	0	0	0	0	0			
									Construction: 0	457	0	0	0	0			
									FFOS: 0	0	0	0	0	0			
									Payments: 0	0	0	0	0	0			
									Future Cost: 0	Estimate Total: 506							
County: Cass Route: RT F Job No.: 4S3303 Length: 5.77 MPO: Y Fund Cat: Taking Care Of System Sec Cat: Preventive Maint TIP #: 	Pavement resurfacing from Old Rte. 7 to Rte. B.					AC-State: 229	State: 58	Local: 0	Engineering: 0	28	0	0	0	0			
									R/W: 0	0	0	0	0	0			
									Construction: 0	259	0	0	0	0			
									FFOS: 0	0	0	0	0	0			
									Payments: 0	0	0	0	0	0			
									Future Cost: 0	Estimate Total: 287							

* Subject to the approval of the Transportation Improvement Program by the governing Metropolitan Planning Organization.

May-24-2018

Section 4 - 2

District Kansas City

TMA

Dollars in Thousands



2019-2023 Highway and Bridge Construction Schedule

Transportation Planning

P.O. Box 270
Jefferson City, MO 65102

Construction contingency applied to construction cost in the year the project is awarded.

Three percent project growth factor compounded annually is applied to right-of-way and construction costs in program years 2, 3, 4, and 5.

No inflation is applied to the Funding From Other Sources (FFOS) or Payments.

Engineering includes PE costs, CE costs and R/W incidentals.

Construction contingency applied to construction cost in the year the project is awarded. Three percent project growth factor compounded annually is applied to right-of-way and construction costs in program years 2, 3, 4, and 5. No inflation is applied to the Funding From Other Sources (FFOS) or Payments. Engineering includes PE costs, CE costs and R/W incidentals.												STATE FISCAL YEAR PROJECT BUDGETING					
												Prior Prog.	7/2018-	7/2019-	7/2020-	7/2021-	7/2022-
													6/2019	6/2020	6/2021	6/2022	6/2023
County: Cass Route: RT J Job No.: 4S3286 Length: 0.06 MPO: Y Fund Cat: Taking Care Of System Sec Cat: Rehab And Reconst TIP #: Awd Date: 2021 Anticipated Fed Cat: NHPP Let With: Future Cost: 0 Estimate Total: 714	Bridge rehabilitation over Young Branch, 0.1 mile south of 217th Street and 0.4 mile northeast of Branic Drive in Peculiar. Project involves bridge A2331.					Engineering: 10 R/W: 0 Construction: 0 FFOS: 0 Payments: 0	10 0 0 0 0	10 0 0 0 0	51 0 633 0 0	0 0 0 0 0							
County: Cass Route: RT N Job No.: 4S3311 Length: 7.68 MPO: Y Fund Cat: Taking Care Of System Sec Cat: Preventive Maint TIP #: Awd Date: Winter 19 Anticipated Fed Cat: STBG Let With: 4S3306, 4S3317, 4S3303, 4S3307, 7S3236, 4S3308 Future Cost: 0 Estimate Total: 329	Pavement resurfacing from Rte. Z to Henry County line.					Engineering: 0 R/W: 0 Construction: 0 FFOS: 0 Payments: 0	32 0 297 0 0	0 0 0 0 0	0 0 0 0 0	0 0 0 0 0							
County: Cass Route: RT O Job No.: 4S3317 Length: 9.02 MPO: Y Fund Cat: Taking Care Of System Sec Cat: Preventive Maint TIP #: Awd Date: Winter 19 Anticipated Fed Cat: STBG Let With: 4S3311, 4S3306, 4S3303, 4S3307, 4S3308, 7S3236 Future Cost: 0 Estimate Total: 456	Pavement resurfacing from Rte. 2 to Rte. A.					Engineering: 0 R/W: 0 Construction: 0 FFOS: 0 Payments: 0	44 0 412 0 0	0 0 0 0 0	0 0 0 0 0	0 0 0 0 0							
County: Cass Route: RT Y Job No.: 4S3307 Length: 7.53 MPO: Y Fund Cat: Taking Care Of System Sec Cat: Preventive Maint TIP #: Awd Date: Winter 19 Anticipated Fed Cat: STBG Let With: 4S3311, 4S3306, 4S3317, 4S3303, 4S3308, 7S3236 Future Cost: 0 Estimate Total: 992	Pavement resurfacing from Rte. YY to Kansas State Line.					Engineering: 0 R/W: 0 Construction: 0 FFOS: 0 Payments: 0	96 0 896 0 0	0 0 0 0 0	0 0 0 0 0	0 0 0 0 0							
County: Clay Route: MO 1 Job No.: 4S3205 Length: 0.09 MPO: Y Fund Cat: Safety Sec Cat: Urban Safety TIP #: Awd Date: 2020 Anticipated Fed Cat: Safety Let With: Future Cost: 0 Estimate Total: 1,811	Add roundabout at Parvin Road in Kansas City. \$700,000 city of Kansas City funds.					Engineering: 55 R/W: 0 Construction: 0 FFOS: 0 Payments: 0	355 41 0 0 0	150 0 1,210 700 0	0 0 0 0 0	0 0 0 0 0							

* Subject to the approval of the Transportation Improvement Program by the governing Metropolitan Planning Organization.

May-24-2018

Section 4 - 3

District Kansas City

TMA

Dollars in Thousands



2019-2023 Highway and Bridge Construction Schedule

Transportation Planning

P.O. Box 270
Jefferson City, MO 65102

Construction contingency applied to construction cost in the year the project is awarded.

Three percent project growth factor compounded annually is applied to right-of-way and construction costs in program years 2, 3, 4, and 5.

No inflation is applied to the Funding From Other Sources (FFOS) or Payments.

Engineering includes PE costs, CE costs and R/W incidentals.

Construction contingency applied to construction cost in the year the project is awarded. Three percent project growth factor compounded annually is applied to right-of-way and construction costs in program years 2, 3, 4, and 5. No inflation is applied to the Funding From Other Sources (FFOS) or Payments. Engineering includes PE costs, CE costs and R/W incidentals.							STATE FISCAL YEAR PROJECT BUDGETING					
							Prior Prog.	7/2018-	7/2019-	7/2020-	7/2021-	7/2022-
								6/2019	6/2020	6/2021	6/2022	6/2023
County: Clay Route: CRD 128TH ST Job No.: 413219 Length: 0.07 MPO: Y Fund Cat: Taking Care Of System Sec Cat: Rehab And Reconst Awd Date: Fall 19 Anticipated Fed Cat: NHPP TIP #: Let With: Future Cost: 0 Estimate Total: 784	Engineering:	52	50	61	0	0	0					
	R/W:	0	0	0	0	0	0					
	Construction:	0	0	621	0	0	0					
	FFOS:	0	0	0	0	0	0					
	Payments:	0	0	0	0	0	0					
County: Clay Route: MO 152 Job No.: 4S3083 Length: 0.11 MPO: Y Fund Cat: Flexible & Other Sec Cat: Rehab And Reconst Awd Date: Winter 19 Anticipated Fed Cat: NHPP TIP #: 590198 Let With: 4S3299, 4P3203 Future Cost: 0 Estimate Total: 16,153	Engineering:	2,147	905	0	0	0	0					
	R/W:	10	0	0	0	0	0					
	Construction:	0	13,091	0	0	0	0					
	FFOS:	0	6,217	0	0	0	0					
	Payments:	0	0	0	0	0	0					
County: Clay Route: US 169 Job No.: 4P3215 Length: 7.99 MPO: Y Fund Cat: Taking Care Of System Sec Cat: Preventive Maint Awd Date: 2020 Anticipated Fed Cat: NHPP TIP #: Let With: Future Cost: 0 Estimate Total: 6,026	Engineering:	32	65	435	0	0	0					
	R/W:	0	0	0	0	0	0					
	Construction:	0	0	5,494	0	0	0					
	FFOS:	0	0	0	0	0	0					
	Payments:	0	0	0	0	0	0					
County: Clay Route: US 169 Job No.: 4P3295 Length: 0.15 MPO: Y Fund Cat: Safety Sec Cat: Safety Awd Date: 2021 Anticipated Fed Cat: Safety TIP #: Let With: Future Cost: 0 Estimate Total: 1,972	Engineering:	600	30	31	83	0	0					
	R/W:	0	0	5	0	0	0					
	Construction:	0	0	0	1,223	0	0					
	FFOS:	0	0	0	0	0	0					
	Payments:	0	0	0	0	0	0					
County: Clay Route: US 169 Job No.: 4S3088 Length: 0.45 MPO: Y Fund Cat: Flexible & Other Sec Cat: Systems Operations Awd Date: Winter 19 Anticipated Fed Cat: NHPP TIP #: 590199 Let With: 4S3088B Future Cost: 0 Estimate Total: 998	Engineering:	185	57	0	0	0	0					
	R/W:	0	0	0	0	0	0					
	Construction:	0	756	0	0	0	0					
	FFOS:	0	0	0	0	0	0					
	Payments:	0	0	0	0	0	0					

* Subject to the approval of the Transportation Improvement Program by the governing Metropolitan Planning Organization.

May-24-2018

Section 4 - 4

District Kansas City

TMA

Dollars in Thousands



2019-2023 Highway and Bridge Construction Schedule

Transportation Planning

P.O. Box 270
Jefferson City, MO 65102

Construction contingency applied to construction cost in the year the project is awarded.

Three percent project growth factor compounded annually is applied to right-of-way and construction costs in program years 2, 3, 4, and 5.

No inflation is applied to the Funding From Other Sources (FFOS) or Payments.

Engineering includes PE costs, CE costs and R/W incidentals.

Construction contingency applied to construction cost in the year the project is awarded. Three percent project growth factor compounded annually is applied to right-of-way and construction costs in program years 2, 3, 4, and 5. No inflation is applied to the Funding From Other Sources (FFOS) or Payments. Engineering includes PE costs, CE costs and R/W incidentals.							STATE FISCAL YEAR PROJECT BUDGETING						
							Prior Prog.	7/2018- 6/2019	7/2019- 6/2020	7/2020- 6/2021	7/2021- 6/2022	7/2022- 6/2023	
County: Clay	Ramp acceleration lane extension between Englewood Road and I-29.						Engineering:	0	148	0	0	0	0
Route: US 169							R/W:	0	0	0	0	0	0
Job No.: 4S3088B							Construction:	0	1,140	0	0	0	0
Length: 0.45	MPO: Y						FFOS:	0	0	0	0	0	0
Fund Cat: Flexible & Other						Fed: 1,030 State: 258 Local: 0	Payments:	0	0	0	0	0	0
Sec Cat: Systems Operations	Awd Date: Winter 19	Anticipated Fed Cat: NHPP											
TIP #: Let With: 4S3088						Future Cost: 0 Estimate Total: 1,288							
County: Clay	Pavement rehabilitation from Vivion Road to I-29/35 interchange in Kansas City.						Engineering:	59	243	0	0	0	0
Route: IS 29							R/W:	0	0	0	0	0	0
Job No.: 4I3120							Construction:	0	2,799	0	0	0	0
Length: 2.10	MPO: Y						FFOS:	0	0	0	0	0	0
Fund Cat: Taking Care Of System						Fed: 2,738 State: 304 Local: 0	Payments:	0	0	0	0	0	0
Sec Cat: Rehab And Reconst	Awd Date: Fall 18	Anticipated Fed Cat: NHPP											
TIP #: 590217	Let With:						Future Cost: 0 Estimate Total: 3,101						
County: Clay	Upgrade intersection configuration and upgrade pedestrian facilities to comply with ADA Transition Plan at Kansas Street in Liberty.						Engineering:	208	602	0	0	0	0
Route: MO 291							R/W:	65	0	0	0	0	0
Job No.: 4P3203							Construction:	0	3,025	0	0	0	0
Length: 0.34	MPO: Y						FFOS:	0	0	0	0	0	0
Fund Cat: Taking Care Of System						Fed: 2,902 State: 725 Local: 0	Payments:	0	0	0	0	0	0
Sec Cat: Systems Operations	Awd Date: Winter 19	Anticipated Fed Cat: NHPP											
TIP #: Let With: 4S3299, 4S3083						Future Cost: 0 Estimate Total: 3,900							
County: Clay	Pavement resurfacing from Leonard Street to Route 78.						Engineering:	10	100	80	520	0	0
Route: MO 291							R/W:	0	0	0	0	0	0
Job No.: 4P3249							Construction:	0	0	0	7,723	0	0
Length: 11.26	MPO: Y						FFOS:	0	0	0	0	0	0
Fund Cat: Taking Care Of System						Fed: 6,738 State: 1,685 Local: 0	Payments:	0	0	0	0	0	0
Sec Cat: Preventive Maint	Awd Date: 2021	Anticipated Fed Cat: NHPP											
TIP #: Let With:						Future Cost: 0 Estimate Total: 8,433							
County: Clay	Pavement resurfacing from I-435 to Orchard Avenue.						Engineering:	10	40	40	234	0	0
Route: MO 291							R/W:	0	0	0	0	0	0
Job No.: 4P3260							Construction:	0	0	0	3,515	0	0
Length: 6.47	MPO: Y						FFOS:	0	0	0	0	0	0
Fund Cat: Taking Care Of System						Fed: 3,064 State: 765 Local: 0	Payments:	0	0	0	0	0	0
Sec Cat: Preventive Maint	Awd Date: 2021	Anticipated Fed Cat: NHPP											
TIP #: Let With:						Future Cost: 0 Estimate Total: 3,839							

* Subject to the approval of the Transportation Improvement Program by the governing Metropolitan Planning Organization.

May-24-2018

Section 4 - 5

District Kansas City

TMA

Dollars in Thousands



2019-2023 Highway and Bridge Construction Schedule

Transportation Planning

P.O. Box 270
Jefferson City, MO 65102

Construction contingency applied to construction cost in the year the project is awarded.

Three percent project growth factor compounded annually is applied to right-of-way and construction costs in program years 2, 3, 4, and 5.

No inflation is applied to the Funding From Other Sources (FFOS) or Payments.

Engineering includes PE costs, CE costs and R/W incidentals.

Construction contingency applied to construction cost in the year the project is awarded. Three percent project growth factor compounded annually is applied to right-of-way and construction costs in program years 2, 3, 4, and 5. No inflation is applied to the Funding From Other Sources (FFOS) or Payments. Engineering includes PE costs, CE costs and R/W incidentals.							STATE FISCAL YEAR PROJECT BUDGETING					
							Prior Prog.	7/2018- 6/2019	7/2019- 6/2020	7/2020- 6/2021	7/2021- 6/2022	7/2022- 6/2023
County: Clay Route: IS 435 Job No.: 4I3189 Length: 0.68 MPO: Y Fund Cat: Taking Care Of System Sec Cat: Rehab And Reconst Awd Date: Spring 19 Anticipated Fed Cat: NHPP TIP #: 590240 Let With: Future Cost: 0 Estimate Total: 32,140	Bridge deck replacement at the Missouri River. Project involves twin bridges A0767.						Engineering: 20 R/W: 0 Construction: 0 FFOS: 0 Payments: 0	4,580 0 27,540 0 0	0 0 0 0 0	0 0 0 0 0	0 0 0 0 0	
County: Clay Route: MO 92 Job No.: 4P3213 Length: 18.77 MPO: Y Fund Cat: Safety Sec Cat: Safety Awd Date: 2020 Anticipated Fed Cat: Safety TIP #: Let With: Future Cost: 0 Estimate Total: 8,161	Adding shoulders and culvert extensions and intersection improvements from Commercial Avenue to Rte. 69. Resurfacing from Rte. DD to Nation Rd. \$3,000,000 Open Container funds.						Engineering: 60 R/W: 0 Construction: 0 FFOS: 0 Payments: 0	282 54 0 0 0	702 0 7,063 3,000 0	0 0 0 0 0	0 0 0 0 0	
County: Clay Route: MO 92 Job No.: 4P3235 Length: 0.53 MPO: Y Fund Cat: Flexible & Other Sec Cat: System Expansion Awd Date: Fall 18 Anticipated Fed Cat: NHPP TIP #: Let With: Future Cost: 0 Estimate Total: 1,009	Add sidewalk, drainage and turning lane along the Rte. 92 corridor from Rte. 33 to Marimack Drive. \$366,640 STP-Urban funds and \$342,000 City of Kearney funds.						Engineering: 255 R/W: 30 Construction: 0 FFOS: 30 Payments: 0	45 0 679 679 0	0 0 0 0 0	0 0 0 0 0	0 0 0 0 0	
County: Clay Route: RT A Job No.: 4P3295D Length: 0.20 MPO: Y Fund Cat: Safety Sec Cat: Safety Awd Date: 2021 Anticipated Fed Cat: Safety TIP #: Let With: Future Cost: 0 Estimate Total: 1,174	Improve intersection sight distance at 112th Street. \$416,000 Open Container funds.						Engineering: 0 R/W: 0 Construction: 0 FFOS: 0 Payments: 0	60 0 0 0 0	25 31 0 0 0	73 0 985 416 0	0 0 0 0 0	
County: Clay Route: RT CC Job No.: 4S3320 Length: 3.13 MPO: Y Fund Cat: Taking Care Of System Sec Cat: Preventive Maint Awd Date: Winter 19 Anticipated Fed Cat: STBG TIP #: Let With: 4S3318, 4S3319, 4S3316, 4S3305 Future Cost: 0 Estimate Total: 168	Pavement resurfacing from Rte. C to Rte. 33.						Engineering: 0 R/W: 0 Construction: 0 FFOS: 0 Payments: 0	20 0 148 0 0	0 0 0 0 0	0 0 0 0 0	0 0 0 0 0	

* Subject to the approval of the Transportation Improvement Program by the governing Metropolitan Planning Organization.

May-24-2018

Section 4 - 6

District Kansas City

TMA

Dollars in Thousands



2019-2023 Highway and Bridge Construction Schedule

Transportation Planning

P.O. Box 270
Jefferson City, MO 65102

Construction contingency applied to construction cost in the year the project is awarded.

Three percent project growth factor compounded annually is applied to right-of-way and construction costs in program years 2, 3, 4, and 5.

No inflation is applied to the Funding From Other Sources (FFOS) or Payments.

Engineering includes PE costs, CE costs and R/W incidentals.

Construction contingency applied to construction cost in the year the project is awarded. Three percent project growth factor compounded annually is applied to right-of-way and construction costs in program years 2, 3, 4, and 5. No inflation is applied to the Funding From Other Sources (FFOS) or Payments. Engineering includes PE costs, CE costs and R/W incidentals.							STATE FISCAL YEAR PROJECT BUDGETING						
							Prior Prog.	7/2018- 6/2019	7/2019- 6/2020	7/2020- 6/2021	7/2021- 6/2022	7/2022- 6/2023	
County: Clay	Pavement resurfacing from Rte. 69 to Ray County line.						Engineering:	0	19	0	0	0	0
Route: RT D							R/W:	0	0	0	0	0	0
Job No.: 4S3322							Construction:	0	51	0	0	0	0
Length: 1.01	MPO: Y						FFOS:	0	0	0	0	0	0
Fund Cat: Taking Care Of System	AC-State: 56 State: 14 Local: 0						Payments:	0	0	0	0	0	0
Sec Cat: Preventive Maint	Awd Date: Winter 19		Anticipated Fed Cat: STBG										
TIP #: Let With: 4S3312, 3S3144, 4S3315, 3S3135, 4S3313	Future Cost: 0 Estimate Total: 70												
County: Clay	Pavement resurfacing from 164th Street to Rte. 92.						Engineering:	0	19	0	0	0	0
Route: RT E							R/W:	0	0	0	0	0	0
Job No.: 4S3319							Construction:	0	135	0	0	0	0
Length: 2.86	MPO: Y						FFOS:	0	0	0	0	0	0
Fund Cat: Taking Care Of System	AC-State: 123 State: 31 Local: 0						Payments:	0	0	0	0	0	0
Sec Cat: Preventive Maint	Awd Date: Winter 19		Anticipated Fed Cat: STBG										
TIP #: Let With: 4S3318, 4S3316, 4S3320, 4S3305	Future Cost: 0 Estimate Total: 154												
County: Clay	Pavement resurfacing from Rte. H to Rte. 210.						Engineering:	0	23	0	0	0	0
Route: RT JJ							R/W:	0	0	0	0	0	0
Job No.: 4S3316							Construction:	0	196	0	0	0	0
Length: 4.14	MPO: Y						FFOS:	0	0	0	0	0	0
Fund Cat: Taking Care Of System	AC-State: 175 State: 44 Local: 0						Payments:	0	0	0	0	0	0
Sec Cat: Preventive Maint	Awd Date: Winter 19		Anticipated Fed Cat: STBG										
TIP #: Let With: 4S3319, 4S3318, 4S3320, 4S3305	Future Cost: 0 Estimate Total: 219												
County: Clay	Pavement resurfacing, sidewalks, curb & gutter and traffic signal improvements between I-35 and Rte. 291 in Liberty. \$3,000,000 STBG-Urban funds and \$3,063,000 City of Liberty funds.						Engineering:	428	784	0	0	0	0
Route: CST KANSAS ST							R/W:	0	259	0	0	0	0
Job No.: 4S3299							Construction:	0	6,063	0	0	0	0
Length: 0.63	MPO: Y						FFOS:	0	6,063	0	0	0	0
Fund Cat: Taking Care Of System	Fed: 3,834 State: 209 Local: 3,063						Payments:	0	0	0	0	0	0
Sec Cat: Systems Operations	Awd Date: Winter 19		Anticipated Fed Cat: STBG										
TIP #: Let With: 4P3203, 4S3083	Future Cost: 0 Estimate Total: 7,534												
County: Clay	Pavement resurfacing from 161st Street in Greenville to Rte. 92.						Engineering:	0	8	0	0	0	0
Route: RT RA							R/W:	0	0	0	0	0	0
Job No.: 4S3318							Construction:	0	48	0	0	0	0
Length: 1.03	MPO: Y						FFOS:	0	0	0	0	0	0
Fund Cat: Taking Care Of System	AC-State: 44 State: 12 Local: 0						Payments:	0	0	0	0	0	0
Sec Cat: Preventive Maint	Awd Date: Winter 19		Anticipated Fed Cat: STBG										
TIP #: Let With: 4S3319, 4S3316, 4S3320, 4S3305	Future Cost: 0 Estimate Total: 56												

* Subject to the approval of the Transportation Improvement Program by the governing Metropolitan Planning Organization.

May-24-2018

Section 4 - 7

District Kansas City

TMA

Dollars in Thousands



2019-2023 Highway and Bridge Construction Schedule

Transportation Planning

P.O. Box 270
Jefferson City, MO 65102

Construction contingency applied to construction cost in the year the project is awarded.

Three percent project growth factor compounded annually is applied to right-of-way and construction costs in program years 2, 3, 4, and 5.

No inflation is applied to the Funding From Other Sources (FFOS) or Payments.

Engineering includes PE costs, CE costs and R/W incidentals.

Construction contingency applied to construction cost in the year the project is awarded. Three percent project growth factor compounded annually is applied to right-of-way and construction costs in program years 2, 3, 4, and 5. No inflation is applied to the Funding From Other Sources (FFOS) or Payments. Engineering includes PE costs, CE costs and R/W incidentals.										STATE FISCAL YEAR PROJECT BUDGETING					
										Prior Prog.	7/2018- 6/2019	7/2019- 6/2020	7/2020- 6/2021	7/2021- 6/2022	7/2022- 6/2023
County: Jackson Route: MO 12 Job No.: 4S3328 Length: 3.79 MPO: Y Fund Cat: Taking Care Of System															

* Subject to the approval of the Transportation Improvement Program by the governing Metropolitan Planning Organization.

May-24-2018

Section 4 - 8

District Kansas City

TMA

Dollars in Thousands



2019-2023 Highway and Bridge Construction Schedule

Transportation Planning

P.O. Box 270
Jefferson City, MO 65102

Construction contingency applied to construction cost in the year the project is awarded.

Three percent project growth factor compounded annually is applied to right-of-way and construction costs in program years 2, 3, 4, and 5.

No inflation is applied to the Funding From Other Sources (FFOS) or Payments.

Engineering includes PE costs, CE costs and R/W incidentals.

Construction contingency applied to construction cost in the year the project is awarded. Three percent project growth factor compounded annually is applied to right-of-way and construction costs in program years 2, 3, 4, and 5. No inflation is applied to the Funding From Other Sources (FFOS) or Payments. Engineering includes PE costs, CE costs and R/W incidentals.							STATE FISCAL YEAR PROJECT BUDGETING					
							Prior Prog.	7/2018- 6/2019	7/2019- 6/2020	7/2020- 6/2021	7/2021- 6/2022	7/2022- 6/2023
County: Jackson Route: IS 29 Job No.: 413127 Length: 0.57 MPO: Y Fund Cat: Taking Care Of System												

* Subject to the approval of the Transportation Improvement Program by the governing Metropolitan Planning Organization.

May-24-2018

Section 4 - 9

District Kansas City

TMA

Dollars in Thousands



2019-2023 Highway and Bridge Construction Schedule

Transportation Planning

P.O. Box 270
Jefferson City, MO 65102

Construction contingency applied to construction cost in the year the project is awarded.

Three percent project growth factor compounded annually is applied to right-of-way and construction costs in program years 2, 3, 4, and 5.

No inflation is applied to the Funding From Other Sources (FFOS) or Payments.

Engineering includes PE costs, CE costs and R/W incidentals.

Construction contingency applied to construction cost in the year the project is awarded. Three percent project growth factor compounded annually is applied to right-of-way and construction costs in program years 2, 3, 4, and 5. No inflation is applied to the Funding From Other Sources (FFOS) or Payments. Engineering includes PE costs, CE costs and R/W incidentals.							STATE FISCAL YEAR PROJECT BUDGETING						
							Prior Prog.	7/2018- 6/2019	7/2019- 6/2020	7/2020- 6/2021	7/2021- 6/2022	7/2022- 6/2023	
County: Jackson Route: IS 435 Job No.: 4P3266B Length: 3.06 MPO: Y Fund Cat: Taking Care Of System Sec Cat: Rehab And Reconst TIP #: 	Bridge rehabilitation at I-470 and I-49. Project involves bridges A6245, A6249, A6250, A6252 and A6254.						Engineering:	0	129	0	0	0	0
							R/W:	0	0	0	0	0	0
							Construction:	0	1,000	0	0	0	0
							FFOS:	0	0	0	0	0	0
							Payments:	0	0	0	0	0	0
County: Jackson Route: IS 470 Job No.: 4I3119 Length: 13.69 MPO: Y Fund Cat: Taking Care Of System Sec Cat: Rehab And Reconst TIP #: 690462	Pavement resurfacing from Raytown Road in Kansas City to 39th Street in Independence.						Engineering:	499	651	0	0	0	
							R/W:	0	0	0	0	0	0
							Construction:	0	9,339	0	0	0	0
							FFOS:	0	0	0	0	0	0
							Payments:	0	0	0	0	0	0
County: Jackson Route: US 50 Job No.: 4P3009 Length: 0.07 MPO: Y Fund Cat: Taking Care Of System Sec Cat: Rehab And Reconst TIP #: 690420	Bridge replacement at Chipman Road in Lee's Summit. Project involves bridges A3262 and A2482.						Engineering:	32	50	50	50	10	
							R/W:	0	0	0	0	0	0
							Construction:	0	0	0	0	2,185	0
							FFOS:	0	0	0	0	0	0
							Payments:	0	0	0	0	0	0
County: Jackson Route: MO 7 Job No.: 4S3167 Length: 0.23 MPO: Y Fund Cat: Taking Care Of System Sec Cat: Systems Operations TIP #: 690490	Add intersection turn lanes and new signals at 8th Street/South Avenue in Blue Springs.						Engineering:	21	22	30	0	0	
							R/W:	0	38	0	0	0	0
							Construction:	0	0	398	0	0	0
							FFOS:	0	0	0	0	0	0
							Payments:	0	0	0	0	0	0
County: Jackson Route: MO 7 Job No.: 4S3210 Length: 2.69 MPO: Y Fund Cat: Taking Care Of System Sec Cat: Preventive Maint TIP #: 690489	Pavement and signal improvements from Victor Drive to Wyatt Road in Blue Springs.						Engineering:	12	50	112	0	0	
							R/W:	0	0	0	0	0	0
							Construction:	0	0	1,537	0	0	0
							FFOS:	0	0	0	0	0	0
							Payments:	0	0	0	0	0	0

* Subject to the approval of the Transportation Improvement Program by the governing Metropolitan Planning Organization.

May-24-2018

Section 4 - 10

District Kansas City

TMA

Dollars in Thousands



2019-2023 Highway and Bridge Construction Schedule

Transportation Planning

P.O. Box 270
Jefferson City, MO 65102

Construction contingency applied to construction cost in the year the project is awarded.

Three percent project growth factor compounded annually is applied to right-of-way and construction costs in program years 2, 3, 4, and 5.

No inflation is applied to the Funding From Other Sources (FFOS) or Payments.

Engineering includes PE costs, CE costs and R/W incidentals.

Construction contingency applied to construction cost in the year the project is awarded. Three percent project growth factor compounded annually is applied to right-of-way and construction costs in program years 2, 3, 4, and 5. No inflation is applied to the Funding From Other Sources (FFOS) or Payments. Engineering includes PE costs, CE costs and R/W incidentals.													STATE FISCAL YEAR PROJECT BUDGETING						
													Prior Prog.	7/2018- 6/2019	7/2019- 6/2020	7/2020- 6/2021	7/2021- 6/2022	7/2022- 6/2023	
County: Jackson	Add turn lanes at Stringtown Road and 155th Street (County Line Road). \$1,004,000 in Open Container funds.												Engineering:	0	32	64	77	0	0
Route: MO 7													R/W:	0	0	52	0	0	0
Job No.: 4S3326													Construction:	0	0	0	1,065	0	0
Length: 0.29	MPO: Y											FFOS:	0	0	0	1,004	0	0	
Fund Cat: Safety	Fed: 1,161 State: 129 Local: 0										Payments:	0	0	0	0	0	0		
Sec Cat: Safety	Awd Date: 2021 Anticipated Fed Cat: Safety																		
TIP #:	Let With: Future Cost: 0 Estimate Total: 1,290																		
County: Jackson	Interchange improvements at I-435 within the limits of Kansas City. \$2,558,000 Open Container funds. Project involves bridges A0990, A0991, A0992 and A0993.												Engineering:	5,677	2,834	0	0	0	0
Route: IS 70													R/W:	10	0	0	0	0	0
Job No.: 4I1597C													Construction:	0	41,223	0	0	0	0
Length: 6.17	MPO: Y											FFOS:	0	2,558	0	0	0	0	
Fund Cat: Flexible & Other	Fed: 39,651 State: 4,406 Local: 0										Payments:	0	0	0	0	0	0		
Sec Cat: Rehab And Reconst	Awd Date: Summer 18 Anticipated Fed Cat: NHFP																		
TIP #: 690402	Let With: 4I3124B Future Cost: 0 Estimate Total: 49,744																		
County: Jackson	Pavement and resurfacing from east of Blue Ridge Cutoff to Sterling Road in Kansas City.												Engineering:	129	93	0	0	0	0
Route: IS 70													R/W:	0	0	0	0	0	0
Job No.: 4I3124													Construction:	0	1,342	0	0	0	0
Length: 1.21	MPO: Y											FFOS:	0	0	0	0	0	0	
Fund Cat: Taking Care Of System	Fed: 1,292 State: 143 Local: 0										Payments:	0	0	0	0	0	0		
Sec Cat: Preventive Maint	Awd Date: Winter 19 Anticipated Fed Cat: NHPP																		
TIP #: 690463	Let With: Future Cost: 0 Estimate Total: 1,564																		
County: Jackson	Pavement and resurfacing from Manchester Trafficway to east of Blue Ridge Cutoff.												Engineering:	0	234	0	0	0	0
Route: IS 70													R/W:	0	0	0	0	0	0
Job No.: 4I3124B													Construction:	0	3,388	0	0	0	0
Length: 1.95	MPO: Y											FFOS:	0	0	0	0	0	0	
Fund Cat: Taking Care Of System	Fed: 3,260 State: 362 Local: 0										Payments:	0	0	0	0	0	0		
Sec Cat: Preventive Maint	Awd Date: Summer 18 Anticipated Fed Cat: NHPP																		
TIP #:	Let With: 4I1597C Future Cost: 0 Estimate Total: 3,622																		
County: Jackson	Pavement resurfacing from the Kansas State line to Manchester Trafficway.												Engineering:	30	50	849	0	0	0
Route: IS 70													R/W:	0	0	0	0	0	0
Job No.: 4I3125													Construction:	0	0	9,157	0	0	0
Length: 7.68	MPO: Y											FFOS:	0	0	0	0	0	0	
Fund Cat: Taking Care Of System	Fed: 9,050 State: 1,006 Local: 0										Payments:	0	0	0	0	0	0		
Sec Cat: Preventive Maint	Awd Date: Fall 19 Anticipated Fed Cat: NHPP																		
TIP #: 690464	Let With: 4I3127 Future Cost: 0 Estimate Total: 10,086																		

* Subject to the approval of the Transportation Improvement Program by the governing Metropolitan Planning Organization.

May-24-2018

Section 4 - 11

District Kansas City

TMA

Dollars in Thousands



2019-2023 Highway and Bridge Construction Schedule

Transportation Planning

P.O. Box 270
Jefferson City, MO 65102

Construction contingency applied to construction cost in the year the project is awarded.

Three percent project growth factor compounded annually is applied to right-of-way and construction costs in program years 2, 3, 4, and 5.

No inflation is applied to the Funding From Other Sources (FFOS) or Payments.

Engineering includes PE costs, CE costs and R/W incidentals.

Construction contingency applied to construction cost in the year the project is awarded. Three percent project growth factor compounded annually is applied to right-of-way and construction costs in program years 2, 3, 4, and 5. No inflation is applied to the Funding From Other Sources (FFOS) or Payments. Engineering includes PE costs, CE costs and R/W incidentals.										STATE FISCAL YEAR PROJECT BUDGETING					
										Prior Prog.	7/2018- 6/2019	7/2019- 6/2020	7/2020- 6/2021	7/2021- 6/2022	7/2022- 6/2023
County: Jackson Route: IS 70 Job No.: 413222 Length: 8.78 MPO: Y Fund Cat: Taking Care Of System Sec Cat: Preventive Maint Awd Date: 2021 Anticipated Fed Cat: NHPP TIP #: 690491 Let With: Future Cost: 0 Estimate Total: 7,272	Pavement resurfacing and guardrail from Rte. 7 to Lafayette County line.		Engineering:	4	61	100	451	0	0						
			R/W:	0	0	0	0	0	0						
			Construction:	0	0	0	6,656	0	0						
			FFOS:	0	0	0	0	0	0						
			Payments:	0	0	0	0	0	0						
County: Jackson Route: IS 70 Job No.: 413324 Length: 28.38 MPO: Y Fund Cat: Safety (Statewide) Sec Cat: Urban Safety Awd Date: Spring 19 Anticipated Fed Cat: Safety TIP #: Let With: Future Cost: 0 Estimate Total: 496	Adding Wrong Way, Do Not Enter and One Way Signing at various ramp locations.		Engineering:	0	37	0	0	0	0						
			R/W:	0	0	0	0	0	0						
			Construction:	0	459	0	0	0	0						
			FFOS:	0	0	0	0	0	0						
			Payments:	0	0	0	0	0	0						
County: Jackson Route: RT BB Job No.: 4S3309 Length: 7.13 MPO: Y Fund Cat: Taking Care Of System Sec Cat: Preventive Maint Awd Date: Winter 19 Anticipated Fed Cat: STBG TIP #: Let With: 4S3314, 4S3302, 4S3310 Future Cost: 0 Estimate Total: 703	Pavement resurfacing from Rte. 24 to Duncan Avenue.		Engineering:	0	69	0	0	0	0						
			R/W:	0	0	0	0	0	0						
			Construction:	0	634	0	0	0	0						
			FFOS:	0	0	0	0	0	0						
			Payments:	0	0	0	0	0	0						
County: Jackson Route: CST BLUE RIDGE Job No.: 413024 Length: 0.08 MPO: Y Fund Cat: Taking Care Of System Sec Cat: Rehab And Reconst Awd Date: 2023 Anticipated Fed Cat: NHPP TIP #: 690421 Let With: Future Cost: 0 Estimate Total: 5,224	Bridge replacement at Blue Ridge Boulevard/US 40 in Independence. Project involves bridge L0997.		Engineering:	120	20	20	120	220	326						
			R/W:	0	0	0	0	521	0						
			Construction:	0	0	0	0	0	3,877						
			FFOS:	0	0	0	0	0	0						
			Payments:	0	0	0	0	0	0						
County: Jackson Route: CST BLUE RIDGE Job No.: 4S3218 Length: 0.07 MPO: Y Fund Cat: Taking Care Of System Sec Cat: Rehab And Reconst Awd Date: 2020 Anticipated Fed Cat: NHPP TIP #: Let With: Future Cost: 0 Estimate Total: 3,907	Bridge replacement over Rte. 78, 1.1 miles east of I-435 and 0.3 mile west of Arlington Avenue. Project involves bridge L0102.		Engineering:	52	535	214	0	0	0						
			R/W:	0	200	0	0	0	0						
			Construction:	0	0	2,906	0	0	0						
			FFOS:	0	0	0	0	0	0						
			Payments:	0	0	0	0	0	0						

* Subject to the approval of the Transportation Improvement Program by the governing Metropolitan Planning Organization.

May-24-2018

Section 4 - 12

District Kansas City

TMA

Dollars in Thousands



2019-2023 Highway and Bridge Construction Schedule

Transportation Planning

P.O. Box 270
Jefferson City, MO 65102

Construction contingency applied to construction cost in the year the project is awarded.

Three percent project growth factor compounded annually is applied to right-of-way and construction costs in program years 2, 3, 4, and 5.

No inflation is applied to the Funding From Other Sources (FFOS) or Payments.

Engineering includes PE costs, CE costs and R/W incidentals.

Construction contingency applied to construction cost in the year the project is awarded. Three percent project growth factor compounded annually is applied to right-of-way and construction costs in program years 2, 3, 4, and 5. No inflation is applied to the Funding From Other Sources (FFOS) or Payments. Engineering includes PE costs, CE costs and R/W incidentals.							STATE FISCAL YEAR PROJECT BUDGETING						
							Prior Prog.	7/2018- 6/2019	7/2019- 6/2020	7/2020- 6/2021	7/2021- 6/2022	7/2022- 6/2023	
County: Jackson	Bridge demolition at I-70 over Truman Road in Kansas City. Project involves bridge						Engineering:	1	1	1	1	1	23
Route: CST COLLEGE AVE A0295.							R/W:	0	0	0	0	0	0
Job No.: 4I3170B							Construction:	0	0	0	0	0	382
Length: 0.04	MPO: Y					Fed: 328 State: 81 Local: 0	FFOS:	0	0	0	0	0	
Fund Cat: Taking Care Of System							Payments:	0	0	0	0	0	
Sec Cat: Systems Operations	Awd Date: 2023	Anticipated Fed Cat: NHPP											
TIP #: 690501	Let With:	Future Cost: 0 Estimate Total: 410											
County: Jackson	Pavement resurfacing from 31st Street to Rte. 50.						Engineering:	0	112	0	0	0	0
Route: RT F							R/W:	0	0	0	0	0	0
Job No.: 4S3310							Construction:	0	1,041	0	0	0	0
Length: 7.78	MPO: Y					AC-State: 923 State: 230 Local: 0	FFOS:	0	0	0	0	0	
Fund Cat: Taking Care Of System							Payments:	0	0	0	0	0	
Sec Cat: Preventive Maint	Awd Date: Winter 19	Anticipated Fed Cat: STBG											
TIP #: 4S3309, 4S3314, 4S3302	Let With:	Future Cost: 0 Estimate Total: 1,153											
County: Jackson	Improve sight distance at Pink Hill Road.						Engineering:	140	60	301	0	0	0
Route: RT H							R/W:	0	0	0	0	0	0
Job No.: 4P3212							Construction:	0	0	1,566	0	0	0
Length: 0.18	MPO: Y					Fed: 1,733 State: 194 Local: 0	FFOS:	0	0	0	0	0	
Fund Cat: Safety							Payments:	0	0	0	0	0	
Sec Cat: Urban Safety	Awd Date: 2020	Anticipated Fed Cat: Safety											
TIP #: 4P3212	Let With:	Future Cost: 0 Estimate Total: 2,067											
County: Jackson	Pavement resurfacing from Rte. 24 to I-70.						Engineering:	0	107	0	0	0	0
Route: RT H							R/W:	0	0	0	0	0	0
Job No.: 4S3314							Construction:	0	987	0	0	0	0
Length: 8.50	MPO: Y					AC-State: 875 State: 219 Local: 0	FFOS:	0	0	0	0	0	
Fund Cat: Taking Care Of System							Payments:	0	0	0	0	0	
Sec Cat: Preventive Maint	Awd Date: Winter 19	Anticipated Fed Cat: STBG											
TIP #: 4S3309, 4S3302, 4S3310	Let With:	Future Cost: 0 Estimate Total: 1,094											
County: Jackson	Bridge replacement at Hillcrest Dr., 0.3 mile north of I-435 and I-470 interchange and 0.9						Engineering:	4	105	115	0	0	0
Route: CST HILLCREST RD	mile south of Blue Ridge Boulevard. Project involves bridge A2199.						R/W:	0	0	0	0	0	0
Job No.: 4I3221							Construction:	0	0	1,645	0	0	0
Length: 0.06	MPO: Y					Fed: 1,492 State: 373 Local: 0	FFOS:	0	0	0	0	0	
Fund Cat: Taking Care Of System							Payments:	0	0	0	0	0	
Sec Cat: Rehab And Reconst	Awd Date: Fall 19	Anticipated Fed Cat: NHPP											
TIP #: 690484	Let With:	Future Cost: 0 Estimate Total: 1,869											

* Subject to the approval of the Transportation Improvement Program by the governing Metropolitan Planning Organization.

May-24-2018

Section 4 - 13

District Kansas City

TMA

Dollars in Thousands



2019-2023 Highway and Bridge Construction Schedule

Transportation Planning

P.O. Box 270
Jefferson City, MO 65102

Construction contingency applied to construction cost in the year the project is awarded.

Three percent project growth factor compounded annually is applied to right-of-way and construction costs in program years 2, 3, 4, and 5.

No inflation is applied to the Funding From Other Sources (FFOS) or Payments.

Engineering includes PE costs, CE costs and R/W incidentals.

Construction contingency applied to construction cost in the year the project is awarded. Three percent project growth factor compounded annually is applied to right-of-way and construction costs in program years 2, 3, 4, and 5. No inflation is applied to the Funding From Other Sources (FFOS) or Payments. Engineering includes PE costs, CE costs and R/W incidentals.							STATE FISCAL YEAR PROJECT BUDGETING						
							Prior Prog.	7/2018- 6/2019	7/2019- 6/2020	7/2020- 6/2021	7/2021- 6/2022	7/2022- 6/2023	
County: Jackson Route: CST S HICKMAN Job No.: 4S3282 Length: 1.26 MPO: Y Fund Cat: Taking Care Of System Sec Cat: Thin Lift Overlay TIP #: 	Pavement resurfacing from Bannister Road to Blue River Road. AC-State: 1,429 State: 357 Local: 0 Awd Date: 2021 Anticipated Fed Cat: STBG Let With: Future Cost: 0 Estimate Total: 1,796					Engineering:	10	10	15	112	0	0	
						R/W:	0	0	0	0	0	0	
						Construction:	0	0	0	1,649	0	0	
						FFOS:	0	0	0	0	0	0	
						Payments:	0	0	0	0	0	0	
County: Jackson Route: Various Job No.: 4P3214C Length: 0.00 MPO: Y Fund Cat: Taking Care Of System Sec Cat: Systems Operations TIP #: 	Signal upgrades to portions of Rte. 24, Rte. 40 and Rte. 78 in the urban Kansas City area. AC-State: 643 State: 161 Local: 0 Awd Date: 2020 Anticipated Fed Cat: STBG Let With: Future Cost: 0 Estimate Total: 804					Engineering:	0	5	55	0	0	0	
						R/W:	0	0	0	0	0	0	
						Construction:	0	0	744	0	0	0	
						FFOS:	0	0	0	0	0	0	
						Payments:	0	0	0	0	0	0	
County: Jackson Route: Various Job No.: 4P3268 Length: 0.00 MPO: Y Fund Cat: Taking Care Of System Sec Cat: N- Ada Trans TIP #: 	ADA Transition Plan and sidewalk improvements at various locations in the Urban Kansas City District. Potential Design/Build project. \$9,356,000 from Statewide Transportation Alternatives funds. Fed: 8,251 State: 2,062 Local: 0 Awd Date: 2020 Anticipated Fed Cat: STBG Let With: Future Cost: 0 Estimate Total: 10,323					Engineering:	10	10	656	0	0	0	
						R/W:	0	0	21	0	0	0	
						Construction:	0	0	9,626	0	0	0	
						FFOS:	0	0	9,356	0	0	0	
						Payments:	0	0	0	0	0	0	
County: Jackson Route: Various Job No.: 4P3295B Length: 0.00 MPO: Y Fund Cat: Safety (Statewide) Sec Cat: Safety TIP #: 	Adding Wrong Way, Do Not Enter and One Way Signing to various ramp locations, not including I-70 and I-29. Fed: 788 State: 88 Local: 0 Awd Date: Fall 19 Anticipated Fed Cat: Safety Let With: Future Cost: 0 Estimate Total: 876					Engineering:	0	5	59	0	0	0	
						R/W:	0	0	0	0	0	0	
						Construction:	0	0	812	0	0	0	
						FFOS:	0	0	0	0	0	0	
						Payments:	0	0	0	0	0	0	
County: Platte Route: MO 273 Job No.: 4I3197 Length: 0.23 MPO: Y Fund Cat: Taking Care Of System Sec Cat: Rehab And Reconst TIP #: 	Bridge replacement over I-29, in Tracy. Project involves bridge A0108. Fed: 4,679 State: 1,170 Local: 0 Awd Date: 2020 Anticipated Fed Cat: NHPP Let With: Future Cost: 0 Estimate Total: 5,986					Engineering:	137	460	991	0	0	0	
						R/W:	0	20	0	0	0	0	0
						Construction:	0	0	4,378	0	0	0	0
						FFOS:	0	0	0	0	0	0	0
						Payments:	0	0	0	0	0	0	0

* Subject to the approval of the Transportation Improvement Program by the governing Metropolitan Planning Organization.

May-24-2018

Section 4 - 14

District Kansas City

TMA

Dollars in Thousands



2019-2023 Highway and Bridge Construction Schedule

Transportation Planning

P.O. Box 270
Jefferson City, MO 65102

Construction contingency applied to construction cost in the year the project is awarded.

Three percent project growth factor compounded annually is applied to right-of-way and construction costs in program years 2, 3, 4, and 5.

No inflation is applied to the Funding From Other Sources (FFOS) or Payments.

Engineering includes PE costs, CE costs and R/W incidentals.

Construction contingency applied to construction cost in the year the project is awarded. Three percent project growth factor compounded annually is applied to right-of-way and construction costs in program years 2, 3, 4, and 5. No inflation is applied to the Funding From Other Sources (FFOS) or Payments. Engineering includes PE costs, CE costs and R/W incidentals.							STATE FISCAL YEAR PROJECT BUDGETING						
							Prior Prog.	7/2018- 6/2019	7/2019- 6/2020	7/2020- 6/2021	7/2021- 6/2022	7/2022- 6/2023	
County: Platte Route: IS 29 Job No.: 413216 Length: 10.10 MPO: Y Fund Cat: Taking Care Of System Sec Cat: Low Type Resurfacing Awd Date: 2021 Anticipated Fed Cat: NHPP TIP #: 490157 Let With: Future Cost: 0 Estimate Total: 8,642	Pavement overlay and milling from Platte County line to Rte. 273.						Engineering:	4	56	100	609	0	0
							R/W:	0	0	0	0	0	0
							Construction:	0	0	0	7,873	0	0
							FFOS:	0	0	0	0	0	0
							Payments:	0	0	0	0	0	0
County: Platte Route: IS 29 Job No.: 413291 Length: 0.04 MPO: Y Fund Cat: Taking Care Of System Sec Cat: Rehab And Reconst Awd Date: 2021 Anticipated Fed Cat: NHFP TIP #: Let With: Future Cost: 0 Estimate Total: 3,898	Bridge replacement over 56th Street, 1.8 miles west of Rte. 169 near Riverside. Project involves twin bridges A1669.						Engineering:	10	300	285	205	0	0
							R/W:	0	0	0	0	0	0
							Construction:	0	0	0	3,098	0	0
							FFOS:	0	0	0	0	0	0
							Payments:	0	0	0	0	0	0
County: Platte Route: IS 29 Job No.: 413297 Length: 0.06 MPO: Y Fund Cat: Taking Care Of System Sec Cat: Rehab And Reconst Awd Date: 2021 Anticipated Fed Cat: NHFP TIP #: Let With: Future Cost: 0 Estimate Total: 5,180	Bridge replacement over Rte. AA, 0.8 mile west of Rte. 169 near Northmoor. Project involves bridge L0690.						Engineering:	10	510	72	286	0	0
							R/W:	0	0	0	0	0	0
							Construction:	0	0	0	4,302	0	0
							FFOS:	0	0	0	0	0	0
							Payments:	0	0	0	0	0	0
County: Platte Route: IS 435 Job No.: 413122 Length: 5.45 MPO: Y Fund Cat: Taking Care Of System Sec Cat: Preventive Maint Awd Date: Fall 18 Anticipated Fed Cat: NHPP TIP #: 490146 Let With: 4S3277 Future Cost: 0 Estimate Total: 5,698	Pavement resurfacing from I-29 to Cookingham Drive in Kansas City.						Engineering:	74	435	0	0	0	0
							R/W:	0	0	0	0	0	0
							Construction:	0	5,189	0	0	0	0
							FFOS:	0	0	0	0	0	0
							Payments:	0	0	0	0	0	0
County: Platte Route: MO 45 Job No.: 4P3295C Length: 0.09 MPO: Y Fund Cat: Safety Sec Cat: Safety Awd Date: Fall 18 Anticipated Fed Cat: Safety TIP #: Let With: Future Cost: 0 Estimate Total: 83	Remove islands and restripe Rte. 45 at Klamm Road and Rte. 45 at Riss Lake Drive.						Engineering:	0	12	0	0	0	0
							R/W:	0	0	0	0	0	0
							Construction:	0	71	0	0	0	0
							FFOS:	0	0	0	0	0	0
							Payments:	0	0	0	0	0	0

* Subject to the approval of the Transportation Improvement Program by the governing Metropolitan Planning Organization.

May-24-2018

Section 4 - 15

District Kansas City

TMA

Dollars in Thousands



2019-2023 Highway and Bridge Construction Schedule

Transportation Planning

P.O. Box 270
Jefferson City, MO 65102

Construction contingency applied to construction cost in the year the project is awarded.

Three percent project growth factor compounded annually is applied to right-of-way and construction costs in program years 2, 3, 4, and 5.

No inflation is applied to the Funding From Other Sources (FFOS) or Payments.

Engineering includes PE costs, CE costs and R/W incidentals.

Construction contingency applied to construction cost in the year the project is awarded. Three percent project growth factor compounded annually is applied to right-of-way and construction costs in program years 2, 3, 4, and 5. No inflation is applied to the Funding From Other Sources (FFOS) or Payments. Engineering includes PE costs, CE costs and R/W incidentals.											STATE FISCAL YEAR PROJECT BUDGETING						
											Prior Prog.	7/2018- 6/2019	7/2019- 6/2020	7/2020- 6/2021	7/2021- 6/2022	7/2022- 6/2023	
County: Platte	Drainage improvements at Frontier Street in Northmoor.										Engineering:	1	98	0	0	0	0
Route: US 69											R/W:	0	0	0	0	0	0
Job No.: 4S3284											Construction:	0	631	0	0	0	0
Length: 0.02	MPO: Y					AC-State: 583	State: 146	Local: 0	FFOS:	0	0	0	0	0	0		
Fund Cat: Taking Care Of System											Payments:	0	0	0	0	0	0
Sec Cat: Rehab And Reconst	Awd Date: Fall 18	Anticipated Fed Cat: STBG															
TIP #:	Let With:	Future Cost: 0				Estimate Total: 730											
County: Platte	Signalizing intersection and improving geometrics at Mattox Road and Rte. 9 in										Engineering:	70	300	0	0	0	0
Route: MO 9	Riverside. \$711,000 STBG-Urban funds and \$150,000 city of Riverside funds.										R/W:	0	0	0	0	0	0
Job No.: 4S3202											Construction:	0	1,056	0	0	0	0
Length: 0.35	MPO: Y					Fed: 1,085	State: 121	Local: 150	FFOS:	0	861	0	0	0	0		
Fund Cat: Taking Care Of System											Payments:	0	0	0	0	0	0
Sec Cat: Systems Operations	Awd Date: Spring 19	Anticipated Fed Cat: STBG															
TIP #:	Let With:	Future Cost: 0				Estimate Total: 1,426											
County: Platte	Pavement resurfacing and ADA Transition Plan improvements from Rte. FF to Rte. 45.										Engineering:	4	143	192	0	0	0
Route: MO 9											R/W:	0	24	0	0	0	0
Job No.: 4S3223											Construction:	0	0	1,526	0	0	0
Length: 1.55	MPO: Y					Fed: 0	State: 1,885	Local: 0	FFOS:	0	0	0	0	0	0		
Fund Cat: Taking Care Of System											Payments:	0	0	0	0	0	0
Sec Cat: Low Type Resurfacing	Awd Date: 2020	Anticipated Fed Cat: State															
TIP #:	Let With:	Future Cost: 0				Estimate Total: 1,889											
County: Platte	Add new roundabout at the intersection of Rte. 45 Spur.										Engineering:	200	50	50	153	0	0
Route: MO 92											R/W:	0	0	0	0	0	0
Job No.: 4P3275											Construction:	0	0	0	1,591	0	0
Length: 0.40	MPO: Y					Fed: 1,660	State: 184	Local: 0	FFOS:	0	0	0	0	0	0		
Fund Cat: Safety											Payments:	0	0	0	0	0	0
Sec Cat: Safety	Awd Date: 2021	Anticipated Fed Cat: Safety															
TIP #:	Let With:	Future Cost: 0				Estimate Total: 2,044											
County: Platte	Pavement resurfacing from Missouri River to Rte. 273										Engineering:	10	5	10	210	0	0
Route: MO 92											R/W:	0	0	0	0	0	0
Job No.: 4P3276											Construction:	0	0	0	3,163	0	0
Length: 8.06	MPO: Y					Fed: 2,710	State: 678	Local: 0	FFOS:	0	0	0	0	0	0		
Fund Cat: Taking Care Of System											Payments:	0	0	0	0	0	0
Sec Cat: Thin Lift Overlay	Awd Date: 2021	Anticipated Fed Cat: NHPP															
TIP #:	Let With:	Future Cost: 0				Estimate Total: 3,398											

* Subject to the approval of the Transportation Improvement Program by the governing Metropolitan Planning Organization.

May-24-2018

Section 4 - 16

District Kansas City

TMA

Dollars in Thousands



2019-2023 Highway and Bridge Construction Schedule

Transportation Planning

P.O. Box 270
Jefferson City, MO 65102

Construction contingency applied to construction cost in the year the project is awarded.

Three percent project growth factor compounded annually is applied to right-of-way and construction costs in program years 2, 3, 4, and 5.

No inflation is applied to the Funding From Other Sources (FFOS) or Payments.

Engineering includes PE costs, CE costs and R/W incidentals.

Construction contingency applied to construction cost in the year the project is awarded. Three percent project growth factor compounded annually is applied to right-of-way and construction costs in program years 2, 3, 4, and 5. No inflation is applied to the Funding From Other Sources (FFOS) or Payments. Engineering includes PE costs, CE costs and R/W incidentals.							STATE FISCAL YEAR PROJECT BUDGETING					
							Prior Prog.	7/2018- 6/2019	7/2019- 6/2020	7/2020- 6/2021	7/2021- 6/2022	7/2022- 6/2023
County: Platte Route: MO 92 Job No.: 4P3329 Length: 0.20 MPO: Y Fund Cat: Taking Care Of System Sec Cat: Rehab And Reconst Awd Date: N/A Anticipated Fed Cat: NHPP TIP #: Let With: Future Cost: 0 Estimate Total: 4,003	Payment to KDOT for bridge rehabilitation at Leavenworth (Missouri River bridge on Rte. 92). Project involves twin bridges K0941.						Engineering: 0	1	1	1	0	0
							R/W: 0	0	0	0	0	0
							Construction: 0	0	0	4,000	0	0
							FFOS: 0	0	0	0	0	0
							Payments: 0	0	0	0	0	0
County: Platte Route: RT AA Job No.: 4S3313 Length: 0.63 MPO: Y Fund Cat: Taking Care Of System Sec Cat: Preventive Maint Awd Date: Winter 19 Anticipated Fed Cat: STBG TIP #: Let With: 4S3312, 4S3315, 3S3144, 4S3322, 3S3135 Future Cost: 0 Estimate Total: 105	Pavement resurfacing from I-29 to Rte. 69.						Engineering: 0	10	0	0	0	0
							R/W: 0	0	0	0	0	0
							Construction: 0	95	0	0	0	0
							FFOS: 0	0	0	0	0	0
							Payments: 0	0	0	0	0	0
County: Platte Route: RT C Job No.: 4S3315 Length: 4.84 MPO: Y Fund Cat: Taking Care Of System Sec Cat: Preventive Maint Awd Date: Winter 19 Anticipated Fed Cat: STBG TIP #: Let With: 4S3312, 3S3144, 4S3322, 3S3135, 4S3313 Future Cost: 0 Estimate Total: 373	Pavement resurfacing from Rte. 92 to I-435.						Engineering: 0	37	0	0	0	0
							R/W: 0	0	0	0	0	0
							Construction: 0	336	0	0	0	0
							FFOS: 0	0	0	0	0	0
							Payments: 0	0	0	0	0	0
County: Platte Route: RT D Job No.: 4S3277 Length: 1.64 MPO: Y Fund Cat: Taking Care Of System Sec Cat: Preventive Maint Awd Date: Fall 18 Anticipated Fed Cat: STBG TIP #: Let With: 4I3122 Future Cost: 0 Estimate Total: 1,049	Pavement resurfacing from NW LP Cookingham Drive to I-435 (NW Cookingham Drive).						Engineering: 10	75	0	0	0	0
							R/W: 0	0	0	0	0	0
							Construction: 0	964	0	0	0	0
							FFOS: 0	0	0	0	0	0
							Payments: 0	0	0	0	0	0
County: Platte Route: RT D Job No.: 4S3294 Length: 6.47 MPO: Y Fund Cat: Taking Care Of System Sec Cat: Systems Operations Awd Date: 2020 Anticipated Fed Cat: C.M.A.Q. TIP #: Let With: Future Cost: 0 Estimate Total: 1,049	Signal coordination at various locations on Rte. 12, Rte. 92 and Rte. D. \$615,000 Congestion Mitigation and Air Quality Improvement Program (CMAQ) Funds.						Engineering: 10	15	84	0	0	0
							R/W: 0	0	0	0	0	0
							Construction: 0	0	940	0	0	0
							FFOS: 0	0	615	0	0	0
							Payments: 0	0	0	0	0	0

* Subject to the approval of the Transportation Improvement Program by the governing Metropolitan Planning Organization.

May-24-2018

Section 4 - 17

District Kansas City

TMA

Dollars in Thousands



2019-2023 Highway and Bridge Construction Schedule

Transportation Planning

P.O. Box 270
Jefferson City, MO 65102

Construction contingency applied to construction cost in the year the project is awarded.

Three percent project growth factor compounded annually is applied to right-of-way and construction costs in program years 2, 3, 4, and 5.

No inflation is applied to the Funding From Other Sources (FFOS) or Payments.

Engineering includes PE costs, CE costs and R/W incidentals.

Construction contingency applied to construction cost in the year the project is awarded. Three percent project growth factor compounded annually is applied to right-of-way and construction costs in program years 2, 3, 4, and 5. No inflation is applied to the Funding From Other Sources (FFOS) or Payments. Engineering includes PE costs, CE costs and R/W incidentals.							STATE FISCAL YEAR PROJECT BUDGETING					
							Prior Prog.	7/2018- 6/2019	7/2019- 6/2020	7/2020- 6/2021	7/2021- 6/2022	7/2022- 6/2023
County: Platte Route: RT E Job No.: 4S3305 Length: 8.56 MPO: Y Fund Cat: Taking Care Of System												

* Subject to the approval of the Transportation Improvement Program by the governing Metropolitan Planning Organization.

May-24-2018

Section 4 - 18

District Kansas City

TMA

Dollars in Thousands



2019-2023 Highway and Bridge Construction Schedule

Transportation Planning

P.O. Box 270
Jefferson City, MO 65102

Construction contingency applied to construction cost in the year the project is awarded.

Three percent project growth factor compounded annually is applied to right-of-way and construction costs in program years 2, 3, 4, and 5.

No inflation is applied to the Funding From Other Sources (FFOS) or Payments.

Engineering includes PE costs, CE costs and R/W incidentals.

Construction contingency applied to construction cost in the year the project is awarded. Three percent project growth factor compounded annually is applied to right-of-way and construction costs in program years 2, 3, 4, and 5. No inflation is applied to the Funding From Other Sources (FFOS) or Payments. Engineering includes PE costs, CE costs and R/W incidentals.							STATE FISCAL YEAR PROJECT BUDGETING					
							Prior Prog.	7/2018- 6/2019	7/2019- 6/2020	7/2020- 6/2021	7/2021- 6/2022	7/2022- 6/2023
County: Various Route: Various Job No.: 0P3022E Length: 0.00 MPO: Y Fund Cat: Safety Sec Cat: Safety TIP #: Let With:	Safety projects at various locations in the urban Kansas City District. \$2,043,000 Open Container funds.						Engineering: 0	0	0	0	143	0
							R/W: 0	0	0	0	0	0
							Construction: 0	0	0	0	2,232	0
	Fed: 2,138 State: 237 Local: 0						FFOS: 0	0	0	0	2,043	0
	Awd Date: 2022 Anticipated Fed Cat: Safety						Payments: 0	0	0	0	0	0
	Future Cost: 0 Estimate Total: 2,375											
County: Various Route: Various Job No.: 413011 Length: 0.00 MPO: Y Fund Cat: Taking Care Of System Sec Cat: Routine Maintenance TIP #: 990206 Let With:	Job Order Contracting for guard cable and guardrail repair at various locations in the urban Kansas City District.						Engineering: 10	0	0	5	5	0
							R/W: 0	0	0	0	0	0
							Construction: 0	0	0	0	4,505	0
	AC-State: 3,612 State: 903 Local: 0						FFOS: 0	0	0	0	0	0
	Awd Date: 2022 Anticipated Fed Cat: STBG						Payments: 0	0	0	0	0	0
	Future Cost: 0 Estimate Total: 4,525											
County: Various Route: Various Job No.: 413019 Length: 0.00 MPO: Y Fund Cat: Taking Care Of System Sec Cat: Rehab And Reconst TIP #: 990207 Let With:	Job Order Contracting for bridge repair at various locations in the urban Kansas City District.						Engineering: 5	120	0	0	0	0
							R/W: 0	0	0	0	0	0
							Construction: 0	1,470	0	0	0	0
	AC-State: 1,272 State: 318 Local: 0						FFOS: 0	0	0	0	0	0
	Awd Date: Spring 19 Anticipated Fed Cat: STBG						Payments: 0	0	0	0	0	0
	Future Cost: 0 Estimate Total: 1,595											
County: Various Route: Various Job No.: 413150 Length: 0.00 MPO: Y Fund Cat: Taking Care Of System Sec Cat: Routine Maintenance TIP #: 990262 Let With:	Job Order Contracting for lighting repair at various locations in the urban Kansas City District.						Engineering: 18	5	5	33	0	0
							R/W: 0	0	0	0	0	0
							Construction: 0	0	0	637	0	0
	Fed: 0 State: 680 Local: 0						FFOS: 0	0	0	0	0	0
	Awd Date: 2021 Anticipated Fed Cat: State						Payments: 0	0	0	0	0	0
	Future Cost: 0 Estimate Total: 698											
County: Various Route: Various Job No.: 413154 Length: 0.00 MPO: Y Fund Cat: Taking Care Of System Sec Cat: Routine Maintenance TIP #: 990263 Let With:	Job Order Contracting for guard cable and guardrail repair at various locations in the urban Kansas City District.						Engineering: 46	320	0	0	0	0
							R/W: 0	0	0	0	0	0
							Construction: 0	3,518	0	0	0	0
	AC-State: 3,070 State: 768 Local: 0						FFOS: 0	0	0	0	0	0
	Awd Date: Spring 19 Anticipated Fed Cat: STBG						Payments: 0	0	0	0	0	0
	Future Cost: 0 Estimate Total: 3,884											

* Subject to the approval of the Transportation Improvement Program by the governing Metropolitan Planning Organization.

May-24-2018

Section 4 - 19

District Kansas City

TMA

Dollars in Thousands



2019-2023 Highway and Bridge Construction Schedule

Transportation Planning

P.O. Box 270
Jefferson City, MO 65102

Construction contingency applied to construction cost in the year the project is awarded.

Three percent project growth factor compounded annually is applied to right-of-way and construction costs in program years 2, 3, 4, and 5.

No inflation is applied to the Funding From Other Sources (FFOS) or Payments.

Engineering includes PE costs, CE costs and R/W incidentals.

						STATE FISCAL YEAR PROJECT BUDGETING					
						Prior Prog.	7/2018- 6/2019	7/2019- 6/2020	7/2020- 6/2021	7/2021- 6/2022	7/2022- 6/2023
County: Various	Job Order Contracting for guard cable and guardrail repair at various locations in the	Engineering:	0	10	260	0	0	0	0	0	0
Route: Various	urban Kansas City District.	R/W:	0	0	0	0	0	0	0	0	0
Job No.: 413155		Construction:	0	0	3,805	0	0	0	0	0	0
Length: 0.00	MPO: Y	FFOS:	0	0	0	0	0	0	0	0	0
Fund Cat: Taking Care Of System	AC-State: 3,260 State: 815 Local: 0	Payments:	0	0	0	0	0	0	0	0	0
Sec Cat: Routine Maintenance	Awd Date: 2020 Anticipated Fed Cat: STBG										
TIP #: 990264	Let With: Future Cost: 0 Estimate Total: 4,075										
County: Various	Job Order Contracting for guard cable and guardrail repair at various locations in the	Engineering:	0	0	5	374	0	0	0	0	0
Route: Various	urban Kansas City District.	R/W:	0	0	0	0	0	0	0	0	0
Job No.: 413172		Construction:	0	0	0	4,114	0	0	0	0	0
Length: 0.00	MPO: Y	FFOS:	0	0	0	0	0	0	0	0	0
Fund Cat: Taking Care Of System	AC-State: 3,594 State: 899 Local: 0	Payments:	0	0	0	0	0	0	0	0	0
Sec Cat: Routine Maintenance	Awd Date: 2021 Anticipated Fed Cat: STBG										
TIP #: 990266	Let With: Future Cost: 0 Estimate Total: 4,493										
County: Various	Job Order Contracting for lighting repair at various locations in the urban Kansas City	Engineering:	8	52	0	0	0	0	0	0	0
Route: Various	District.	R/W:	0	0	0	0	0	0	0	0	0
Job No.: 413174		Construction:	0	600	0	0	0	0	0	0	0
Length: 0.00	MPO: Y	FFOS:	0	0	0	0	0	0	0	0	0
Fund Cat: Taking Care Of System	Fed: 0 State: 652 Local: 0	Payments:	0	0	0	0	0	0	0	0	0
Sec Cat: Routine Maintenance	Awd Date: Spring 19 Anticipated Fed Cat: State										
TIP #: 990268	Let With: Future Cost: 0 Estimate Total: 660										
County: Various	Job Order Contracting for bridge repair at various locations in the urban Kansas City	Engineering:	0	0	120	0	0	0	0	0	0
Route: Various	District.	R/W:	0	0	0	0	0	0	0	0	0
Job No.: 413175		Construction:	0	0	1,545	0	0	0	0	0	0
Length: 0.00	MPO: Y	FFOS:	0	0	0	0	0	0	0	0	0
Fund Cat: Taking Care Of System	AC-State: 1,332 State: 333 Local: 0	Payments:	0	0	0	0	0	0	0	0	0
Sec Cat: Preventive Maint	Awd Date: 2020 Anticipated Fed Cat: STBG										
TIP #: 990269	Let With: Future Cost: 0 Estimate Total: 1,665										
County: Various	Job Order Contracting for bridge repairs at various locations in the urban Kansas City	Engineering:	0	0	0	120	0	0	0	0	0
Route: Various	District.	R/W:	0	0	0	0	0	0	0	0	0
Job No.: 413176		Construction:	0	0	0	1,591	0	0	0	0	0
Length: 0.00	MPO: Y	FFOS:	0	0	0	0	0	0	0	0	0
Fund Cat: Taking Care Of System	AC-State: 1,369 State: 342 Local: 0	Payments:	0	0	0	0	0	0	0	0	0
Sec Cat: Preventive Maint	Awd Date: 2021 Anticipated Fed Cat: STBG										
TIP #: 990270	Let With: Future Cost: 0 Estimate Total: 1,711										

* Subject to the approval of the Transportation Improvement Program by the governing Metropolitan Planning Organization.

May-24-2018

Section 4 - 20

District Kansas City

TMA

Dollars in Thousands



2019-2023 Highway and Bridge Construction Schedule

Transportation Planning

P.O. Box 270
Jefferson City, MO 65102

Construction contingency applied to construction cost in the year the project is awarded.

Three percent project growth factor compounded annually is applied to right-of-way and construction costs in program years 2, 3, 4, and 5.

No inflation is applied to the Funding From Other Sources (FFOS) or Payments.

Engineering includes PE costs, CE costs and R/W incidentals.

						STATE FISCAL YEAR PROJECT BUDGETING					
						Prior Prog.	7/2018- 6/2019	7/2019- 6/2020	7/2020- 6/2021	7/2021- 6/2022	7/2022- 6/2023
County: Various	Job Order Contracting for lighting repair at various location in the urban Kansas City	Engineering:	0	5	47	0	0	0	0	0	0
Route: Various	District.	R/W:	0	0	0	0	0	0	0	0	0
Job No.: 413239		Construction:	0	0	618	0	0	0	0	0	0
Length: 0.00	MPO: Y	FFOS:	0	0	0	0	0	0	0	0	0
Fund Cat: Taking Care Of System	Fed: 0 State: 670 Local: 0	Payments:	0	0	0	0	0	0	0	0	0
Sec Cat: Routine Maintenance	Awd Date: 2020 Anticipated Fed Cat: State										
TIP #: Let With:	Future Cost: 0 Estimate Total: 670										
County: Various	Job Order Contracting for bridge repairs at various locations in the urban Kansas City	Engineering:	0	0	0	5	85	0	0	0	0
Route: Various	District.	R/W:	0	0	0	0	0	0	0	0	0
Job No.: 413240		Construction:	0	0	0	0	1,093	0	0	0	0
Length: 0.00	MPO: Y	FFOS:	0	0	0	0	0	0	0	0	0
Fund Cat: Taking Care Of System	AC-State: 946 State: 237 Local: 0	Payments:	0	0	0	0	0	0	0	0	0
Sec Cat: Preventive Maint	Awd Date: 2022 Anticipated Fed Cat: STBG										
TIP #: Let With:	Future Cost: 0 Estimate Total: 1,183										
County: Various	Job Order Contracting for guard cable and guardrail repair at various locations in the urban Kansas City District.	Engineering:	0	0	0	45	40	331	0	0	0
Route: Various		R/W:	0	0	0	0	0	0	0	0	0
Job No.: 413241		Construction:	0	0	0	0	0	5,234	0	0	0
Length: 0.00	MPO: Y	FFOS:	0	0	0	0	0	0	0	0	0
Fund Cat: Taking Care Of System	AC-State: 4,520 State: 1,130 Local: 0	Payments:	0	0	0	0	0	0	0	0	0
Sec Cat: Routine Maintenance	Awd Date: 2023 Anticipated Fed Cat: STBG										
TIP #: Let With:	Future Cost: 0 Estimate Total: 5,650										
County: Various	Job Order Contracting for fence repair at various locations in the urban Kansas City	Engineering:	2	2	2	0	0	0	0	0	0
Route: Various	District.	R/W:	0	0	0	0	0	0	0	0	0
Job No.: 413269		Construction:	0	0	103	0	0	0	0	0	0
Length: 0.00	MPO: Y	FFOS:	0	0	0	0	0	0	0	0	0
Fund Cat: Taking Care Of System	Fed: 0 State: 107 Local: 0	Payments:	0	0	0	0	0	0	0	0	0
Sec Cat: Routine Maintenance	Awd Date: 2020 Anticipated Fed Cat: State										
TIP #: Let With:	Future Cost: 0 Estimate Total: 109										
County: Various	Job Order Contracting for fence repair at various locations in the urban Kansas City	Engineering:	2	2	2	2	2	0	0	0	0
Route: Various	District.	R/W:	0	0	0	0	0	0	0	0	0
Job No.: 413270		Construction:	0	0	0	0	109	0	0	0	0
Length: 0.00	MPO: Y	FFOS:	0	0	0	0	0	0	0	0	0
Fund Cat: Taking Care Of System	Fed: 0 State: 117 Local: 0	Payments:	0	0	0	0	0	0	0	0	0
Sec Cat: Routine Maintenance	Awd Date: 2022 Anticipated Fed Cat: State										
TIP #: Let With:	Future Cost: 0 Estimate Total: 119										

* Subject to the approval of the Transportation Improvement Program by the governing Metropolitan Planning Organization.

May-24-2018

Section 4 - 21

District Kansas City

TMA

Dollars in Thousands



2019-2023 Highway and Bridge Construction Schedule

Transportation Planning

P.O. Box 270
Jefferson City, MO 65102

Construction contingency applied to construction cost in the year the project is awarded.

Three percent project growth factor compounded annually is applied to right-of-way and construction costs in program years 2, 3, 4, and 5.

No inflation is applied to the Funding From Other Sources (FFOS) or Payments.

Engineering includes PE costs, CE costs and R/W incidentals.

Construction contingency applied to construction cost in the year the project is awarded. Three percent project growth factor compounded annually is applied to right-of-way and construction costs in program years 2, 3, 4, and 5. No inflation is applied to the Funding From Other Sources (FFOS) or Payments. Engineering includes PE costs, CE costs and R/W incidentals.													STATE FISCAL YEAR PROJECT BUDGETING					
													Prior Prog.	7/2018- 6/2019	7/2019- 6/2020	7/2020- 6/2021	7/2021- 6/2022	7/2022- 6/2023
County: Various Route: Various Job No.: 413382 Length: 0.00 MPO: Y Fund Cat: Safety (Statewide) Sec Cat: Safety TIP #: Let With: Fed: 851 State: 96 Local: 0 Awd Date: 2021 Anticipated Fed Cat: Safety Future Cost: 0 Estimate Total: 947	Adding Wrong Way, Do Not Enter and One Way Signing at various interchange locations in the urban Kansas City District, not including Jackson County.					Engineering: 0 R/W: 0 Construction: 0 FFOS: 0 Payments: 0	0 0 0 0 0	10 0 0 0 0	10 0 0 0 0	61 0 866 0 0	0 0 0 0 0	0 0 0 0 0						
County: Various Route: Various Job No.: 4P3060 Length: 0.00 MPO: Y Fund Cat: Taking Care Of System Sec Cat: Preventive Maint TIP #: 990221 Let With: AC-State: 441 State: 110 Local: 0 Awd Date: 2022 Anticipated Fed Cat: STBG Future Cost: 0 Estimate Total: 552	Job Order Contracting for asphalt pavement repair at various major route locations in the urban Kansas City District.					Engineering: 1 R/W: 0 Construction: 0 FFOS: 0 Payments: 0	0 0 0 0 0	0 0 0 0 0	0 0 0 0 0	1 0 0 0 0	4 0 546 0 0	0 0 0 0 0						
County: Various Route: Various Job No.: 4P3061 Length: 0.00 MPO: Y Fund Cat: Taking Care Of System Sec Cat: Preventive Maint TIP #: 990222 Let With: AC-State: 441 State: 110 Local: 0 Awd Date: 2022 Anticipated Fed Cat: STBG Future Cost: 0 Estimate Total: 552	Job Order Contracting for concrete pavement repair at various major route locations in the urban Kansas City District.					Engineering: 1 R/W: 0 Construction: 0 FFOS: 0 Payments: 0	0 0 0 0 0	0 0 0 0 0	0 0 0 0 0	1 0 0 0 0	4 0 546 0 0	0 0 0 0 0						
County: Various Route: Various Job No.: 4P3062 Length: 0.00 MPO: Y Fund Cat: Taking Care Of System Sec Cat: Preventive Maint TIP #: 990223 Let With: AC-State: 1,366 State: 342 Local: 0 Awd Date: 2023 Anticipated Fed Cat: STBG Future Cost: 0 Estimate Total: 1,718	Job Order Contracting for bridge repairs at various locations in the urban Kansas City District.					Engineering: 10 R/W: 0 Construction: 0 FFOS: 0 Payments: 0	0 0 0 0 0	0 0 0 0 0	0 0 0 0 0	10 0 0 0 0	5 0 0 0 0	5 0 1,688 0 0						
County: Various Route: Various Job No.: 4P3117 Length: 0.00 MPO: Y Fund Cat: Taking Care Of System Sec Cat: Routine Maintenance TIP #: Let With: Fed: 0 State: 121 Local: 0 Awd Date: 2021 Anticipated Fed Cat: State Future Cost: 0 Estimate Total: 126	Job Order Contracting for fence repair at various locations in the urban Kansas City District.					Engineering: 5 R/W: 0 Construction: 0 FFOS: 0 Payments: 0	2 0 0 0 0	2 0 0 0 0	9 0 108 0 0	0 0 0 0 0	0 0 0 0 0							

* Subject to the approval of the Transportation Improvement Program by the governing Metropolitan Planning Organization.

May-24-2018

Section 4 - 22

District Kansas City

TMA

Dollars in Thousands



2019-2023 Highway and Bridge Construction Schedule

Transportation Planning

P.O. Box 270
Jefferson City, MO 65102

Construction contingency applied to construction cost in the year the project is awarded.

Three percent project growth factor compounded annually is applied to right-of-way and construction costs in program years 2, 3, 4, and 5.

No inflation is applied to the Funding From Other Sources (FFOS) or Payments.

Engineering includes PE costs, CE costs and R/W incidentals.

Construction contingency applied to construction cost in the year the project is awarded. Three percent project growth factor compounded annually is applied to right-of-way and construction costs in program years 2, 3, 4, and 5. No inflation is applied to the Funding From Other Sources (FFOS) or Payments. Engineering includes PE costs, CE costs and R/W incidentals.											STATE FISCAL YEAR PROJECT BUDGETING					
											Prior Prog.	7/2018- 6/2019	7/2019- 6/2020	7/2020- 6/2021	7/2021- 6/2022	7/2022- 6/2023
County: Various Route: Various Job No.: 4P3171 Length: 0.00 MPO: Y Fund Cat: Taking Care Of System Sec Cat: Routine Maintenance Awd Date: Spring 19 TIP #: Let With: Anticipated Fed Cat: State Future Cost: 0 Estimate Total: 111	Job Order Contracting for fence repair at various locations in the urban Kansas City District.	Engineering: 2 R/W: 0 Construction: 0 FFOS: 0 Payments: 0	9 0 100 0 0	0 0 0 0 0	0 0 0 0 0	0 0 0 0 0										
County: Various Route: Various Job No.: 4P3183 Length: 0.00 MPO: Y Fund Cat: Taking Care Of System Sec Cat: Preventive Maint Awd Date: Spring 19 TIP #: Let With: Anticipated Fed Cat: STBG Future Cost: 0 Estimate Total: 555	Job Order Contracting for asphalt pavement repair at various major route locations in the urban Kansas City District.	Engineering: 5 R/W: 0 Construction: 0 FFOS: 0 Payments: 0	40 0 510 0 0	0 0 0 0 0	0 0 0 0 0	0 0 0 0 0										
County: Various Route: Various Job No.: 4P3184 Length: 0.00 MPO: Y Fund Cat: Taking Care Of System Sec Cat: Preventive Maint Awd Date: 2020 TIP #: Let With: Anticipated Fed Cat: STBG Future Cost: 0 Estimate Total: 566	Job Order Contracting for asphalt pavement repair at various major route locations in the urban Kansas City District.	Engineering: 0 R/W: 0 Construction: 0 FFOS: 0 Payments: 0	1 0 0 0 0	40 0 525 0 0	0 0 0 0 0	0 0 0 0 0										
County: Various Route: Various Job No.: 4P3185 Length: 0.00 MPO: Y Fund Cat: Taking Care Of System Sec Cat: Preventive Maint Awd Date: 2021 TIP #: Let With: Anticipated Fed Cat: STBG Future Cost: 0 Estimate Total: 582	Job Order Contracting for asphalt pavement repairs at various major route locations in the urban Kansas City District.	Engineering: 0 R/W: 0 Construction: 0 FFOS: 0 Payments: 0	0 0 0 0 0	1 0 0 0 0	40 0 541 0 0	0 0 0 0 0										
County: Various Route: Various Job No.: 4P3186 Length: 0.00 MPO: Y Fund Cat: Taking Care Of System Sec Cat: Preventive Maint Awd Date: Spring 19 TIP #: Let With: Anticipated Fed Cat: STBG Future Cost: 0 Estimate Total: 542	Job Order Contracting for concrete pavement repair at various major route locations in the urban Kansas City District.	Engineering: 2 R/W: 0 Construction: 0 FFOS: 0 Payments: 0	40 0 500 0 0	0 0 0 0 0	0 0 0 0 0	0 0 0 0 0										

* Subject to the approval of the Transportation Improvement Program by the governing Metropolitan Planning Organization.

May-24-2018

Section 4 - 23

District Kansas City

TMA

Dollars in Thousands



2019-2023 Highway and Bridge Construction Schedule

Transportation Planning

P.O. Box 270
Jefferson City, MO 65102

Construction contingency applied to construction cost in the year the project is awarded.

Three percent project growth factor compounded annually is applied to right-of-way and construction costs in program years 2, 3, 4, and 5.

No inflation is applied to the Funding From Other Sources (FFOS) or Payments.

Engineering includes PE costs, CE costs and R/W incidentals.

						STATE FISCAL YEAR PROJECT BUDGETING					
						Prior Prog.	7/2018- 6/2019	7/2019- 6/2020	7/2020- 6/2021	7/2021- 6/2022	7/2022- 6/2023
County: Various	Job Order Contracting for concrete pavement repair at various major route locations in the urban Kansas City District.	Engineering:	0	2	40	0	0	0	0	0	0
Route: Various		R/W:	0	0	0	0	0	0	0	0	0
Job No.: 4P3187		Construction:	0	0	515	0	0	0	0	0	0
Length: 0.00	MPO: Y	FFOS:	0	0	0	0	0	0	0	0	0
Fund Cat: Taking Care Of System	AC-State: 446 State: 111 Local: 0	Payments:	0	0	0	0	0	0	0	0	0
Sec Cat: Preventive Maint	Awd Date: 2020 Anticipated Fed Cat: STBG										
TIP #: Let With:	Future Cost: 0 Estimate Total: 557										
County: Various	Job Order Contracting for concrete pavement repair at various major route locations in the urban Kansas City District.	Engineering:	0	0	2	40	0	0	0	0	0
Route: Various		R/W:	0	0	0	0	0	0	0	0	0
Job No.: 4P3188		Construction:	0	0	0	530	0	0	0	0	0
Length: 0.00	MPO: Y	FFOS:	0	0	0	0	0	0	0	0	0
Fund Cat: Taking Care Of System	AC-State: 458 State: 114 Local: 0	Payments:	0	0	0	0	0	0	0	0	0
Sec Cat: Preventive Maint	Awd Date: 2021 Anticipated Fed Cat: STBG										
TIP #: Let With:	Future Cost: 0 Estimate Total: 572										
County: Various	Pavement striping at various intersections throughout the urban Kansas City District. \$350,000 District Operations Budget.	Engineering:	5	56	0	0	0	0	0	0	0
Route: Various		R/W:	0	0	0	0	0	0	0	0	0
Job No.: 4P3228		Construction:	0	750	0	0	0	0	0	0	0
Length: 0.00	MPO: Y	FFOS:	0	350	0	0	0	0	0	0	0
Fund Cat: Taking Care Of System	AC-State: 645 State: 161 Local: 0	Payments:	0	0	0	0	0	0	0	0	0
Sec Cat: Routine Maintenance	Awd Date: Fall 18 Anticipated Fed Cat: STBG										
TIP #: Let With:	Future Cost: 0 Estimate Total: 811										
County: Various	Job Order Contracting for microsurface treatment on various routes in the urban Kansas City District.	Engineering:	1	12	0	0	0	0	0	0	0
Route: Various		R/W:	0	0	0	0	0	0	0	0	0
Job No.: 4P3245		Construction:	0	102	0	0	0	0	0	0	0
Length: 0.00	MPO: Y	FFOS:	0	0	0	0	0	0	0	0	0
Fund Cat: Taking Care Of System	Fed: 0 State: 114 Local: 0	Payments:	0	0	0	0	0	0	0	0	0
Sec Cat: Preventive Maint	Awd Date: Fall 18 Anticipated Fed Cat: State										
TIP #: Let With:	Future Cost: 0 Estimate Total: 115										
County: Various	Job Order Contracting for microsurface treatment on various routes in the urban Kansas City District.	Engineering:	0	0	0	1	12	0	0	0	0
Route: Various		R/W:	0	0	0	0	0	0	0	0	0
Job No.: 4P3262		Construction:	0	0	0	0	111	0	0	0	0
Length: 0.00	MPO: Y	FFOS:	0	0	0	0	0	0	0	0	0
Fund Cat: Taking Care Of System	Fed: 0 State: 124 Local: 0	Payments:	0	0	0	0	0	0	0	0	0
Sec Cat: Preventive Maint	Awd Date: 2022 Anticipated Fed Cat: State										
TIP #: Let With:	Future Cost: 0 Estimate Total: 124										

* Subject to the approval of the Transportation Improvement Program by the governing Metropolitan Planning Organization.

May-24-2018

Section 4 - 24

District Kansas City

TMA

Dollars in Thousands



2019-2023 Highway and Bridge Construction Schedule

Transportation Planning

P.O. Box 270
Jefferson City, MO 65102

Construction contingency applied to construction cost in the year the project is awarded.

Three percent project growth factor compounded annually is applied to right-of-way and construction costs in program years 2, 3, 4, and 5.

No inflation is applied to the Funding From Other Sources (FFOS) or Payments.

Engineering includes PE costs, CE costs and R/W incidentals.

						STATE FISCAL YEAR PROJECT BUDGETING					
						Prior Prog.	7/2018- 6/2019	7/2019- 6/2020	7/2020- 6/2021	7/2021- 6/2022	7/2022- 6/2023
County: Various	Job Order Contracting for microsurface treatment on various routes in the urban Kansas	Engineering:	1	1	57	0	0	0	0	0	0
Route: Various	City District.	R/W:	0	0	0	0	0	0	0	0	0
Job No.: 4P3263		Construction:	0	0	105	0	0	0	0	0	0
Length: 0.00	MPO: Y	FFOS:	0	0	0	0	0	0	0	0	0
Fund Cat: Taking Care Of System	Fed: 0 State: 163 Local: 0	Payments:	0	0	0	0	0	0	0	0	0
Sec Cat: Preventive Maint	Awd Date: Fall 19 Anticipated Fed Cat: State										
TIP #: Let With:	Future Cost: 0 Estimate Total: 164										
County: Various	Job Order Contracting for microsurface treatment on various routes in the urban Kansas	Engineering:	1	1	1	27	0	0	0	0	0
Route: Various	City District.	R/W:	0	0	0	0	0	0	0	0	0
Job No.: 4P3264		Construction:	0	0	0	108	0	0	0	0	0
Length: 0.00	MPO: Y	FFOS:	0	0	0	0	0	0	0	0	0
Fund Cat: Taking Care Of System	Fed: 0 State: 137 Local: 0	Payments:	0	0	0	0	0	0	0	0	0
Sec Cat: Preventive Maint	Awd Date: 2021 Anticipated Fed Cat: State										
TIP #: Let With:	Future Cost: 0 Estimate Total: 138										
County: Various	Job Order Contracting for asphalt pavement repairs at various major route locations in the urban Kansas City District.	Engineering:	0	0	0	2	4	37			
Route: Various		R/W:	0	0	0	0	0	0	0	0	0
Job No.: 4P3265		Construction:	0	0	0	0	0	563			
Length: 0.00	MPO: Y	FFOS:	0	0	0	0	0	0	0	0	0
Fund Cat: Taking Care Of System	AC-State: 485 State: 121 Local: 0	Payments:	0	0	0	0	0	0	0	0	0
Sec Cat: Preventive Maint	Awd Date: 2023 Anticipated Fed Cat: STBG										
TIP #: Let With:	Future Cost: 0 Estimate Total: 606										
County: Various	Bridge improvements at various locations throughout the urban Kansas City district. Project involves bridges A4151 and A3530.	Engineering:	10	150	493	0	0	0	0	0	0
Route: Various		R/W:	0	0	0	0	0	0	0	0	0
Job No.: 4P3266		Construction:	0	0	4,120	0	0	0	0	0	0
Length: 0.00	MPO: Y	FFOS:	0	0	0	0	0	0	0	0	0
Fund Cat: Taking Care Of System	AC-State: 3,810 State: 953 Local: 0	Payments:	0	0	0	0	0	0	0	0	0
Sec Cat: Rehab And Reconst	Awd Date: 2020 Anticipated Fed Cat: STBG										
TIP #: Let With:	Future Cost: 0 Estimate Total: 4,773										
County: Various	Job Order Contracting for lighting repair at various locations in the urban Kansas City District.	Engineering:	5	5	5	5	5	0	0	0	0
Route: Various		R/W:	0	0	0	0	0	0	0	0	0
Job No.: 4P3271		Construction:	0	0	0	0	328	0	0	0	0
Length: 0.00	MPO: Y	FFOS:	0	0	0	0	0	0	0	0	0
Fund Cat: Taking Care Of System	Fed: 0 State: 348 Local: 0	Payments:	0	0	0	0	0	0	0	0	0
Sec Cat: Routine Maintenance	Awd Date: 2022 Anticipated Fed Cat: State										
TIP #: Let With:	Future Cost: 0 Estimate Total: 353										

* Subject to the approval of the Transportation Improvement Program by the governing Metropolitan Planning Organization.

May-24-2018

Section 4 - 25

District Kansas City

TMA

Dollars in Thousands



2019-2023 Highway and Bridge Construction Schedule

Transportation Planning

P.O. Box 270
Jefferson City, MO 65102

Construction contingency applied to construction cost in the year the project is awarded.

Three percent project growth factor compounded annually is applied to right-of-way and construction costs in program years 2, 3, 4, and 5.

No inflation is applied to the Funding From Other Sources (FFOS) or Payments.

Engineering includes PE costs, CE costs and R/W incidentals.

Construction contingency applied to construction cost in the year the project is awarded. Three percent project growth factor compounded annually is applied to right-of-way and construction costs in program years 2, 3, 4, and 5. No inflation is applied to the Funding From Other Sources (FFOS) or Payments. Engineering includes PE costs, CE costs and R/W incidentals.							STATE FISCAL YEAR PROJECT BUDGETING					
							Prior Prog.	7/2018- 6/2019	7/2019- 6/2020	7/2020- 6/2021	7/2021- 6/2022	7/2022- 6/2023
County: Various Route: Various Job No.: 4P3384 Length: 0.00 MPO: Y Fund Cat: Taking Care Of System												

* Subject to the approval of the Transportation Improvement Program by the governing Metropolitan Planning Organization.

May-24-2018

Section 4 - 26

District Kansas City

TMA

Dollars in Thousands



2019-2023 Highway and Bridge Construction Schedule

Transportation Planning

P.O. Box 270
Jefferson City, MO 65102

Construction contingency applied to construction cost in the year the project is awarded.
Three percent project growth factor compounded annually is applied to right-of-way and construction costs in program years 2, 3, 4, and 5.
No inflation is applied to the Funding From Other Sources (FFOS) or Payments.
Engineering includes PE costs, CE costs and R/W incidentals.

STATE FISCAL YEAR PROJECT BUDGETING						
	Prior Prog.	7/2018- 6/2019	7/2019- 6/2020	7/2020- 6/2021	7/2021- 6/2022	7/2022- 6/2023
FFOS:	30	17,986	13,671	1,420	2,043	0
Total R/W:	270	688	147	0	521	0
Total Construction:	0	172,040	111,455	114,121	16,689	16,246
Paybacks:	0	0	0	0	0	0
Sub-Total:	270	172,728	111,602	114,121	17,210	16,246
Total Engineering:	21,381	20,670	11,441	9,089	892	1,002
Grand Total:	21,651	193,398	123,043	123,210	18,102	17,248

	2019	2020	2021	2022	2023
State	27,826	24,108	22,526	3,762	3,030
AC-State	18,463	9,962	14,410	9,198	10,112
Local	6,525	700	0	0	0
Sub-total State	52,814	34,770	36,936	12,960	13,142
Federal					
Sub-total Federal	140,584	88,273	86,274	5,142	4,106
Grand Total	193,398	123,043	123,210	18,102	17,248

Project Count: 130

* Subject to the approval of the Transportation Improvement Program by the governing Metropolitan Planning Organization.

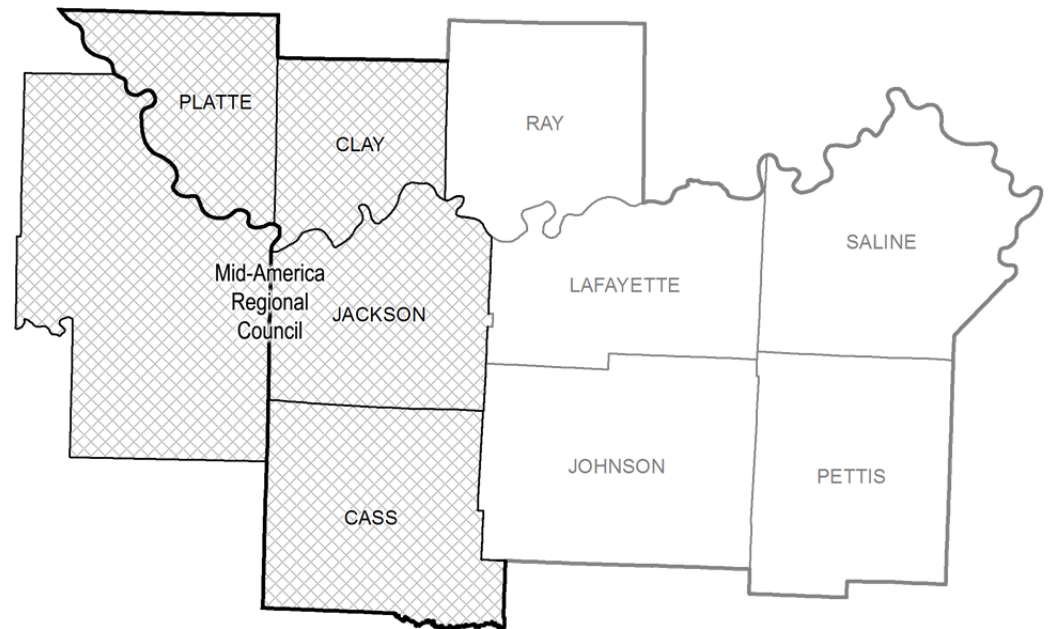
May-24-2018

Section 4 - 1

District Kansas City

TMA

Dollars in Thousands



MoDOT's Kansas City District

TMA: Mid-America Regional Council

PAYMENT PROJECTS

(Note: The following MoDOT projects are located inside the Mid-America Regional Council planning area boundary.)



2019-2023 Highway and Bridge Construction Schedule

Transportation Planning

P.O. Box 270
Jefferson City, MO 65102

Construction contingency applied to construction cost in the year the project is awarded.

Three percent project growth factor compounded annually is applied to right-of-way and construction costs in program years 2, 3, 4, and 5.

No inflation is applied to the Funding From Other Sources (FFOS) or Payments.

Engineering includes PE costs, CE costs and R/W incidentals.

Construction contingency applied to construction cost in the year the project is awarded. Three percent project growth factor compounded annually is applied to right-of-way and construction costs in program years 2, 3, 4, and 5. No inflation is applied to the Funding From Other Sources (FFOS) or Payments. Engineering includes PE costs, CE costs and R/W incidentals.											STATE FISCAL YEAR PROJECT BUDGETING					
											Prior Prog.	7/2018- 6/2019	7/2019- 6/2020	7/2020- 6/2021	7/2021- 6/2022	7/2022- 6/2023
County: Jackson Route: IS 670 Job No.: 4P2316 Length: 0.08 MPO: Y Fund Cat: Taking Care Of System Sec Cat: Rehab And Reconst Awd Date: N/A Anticipated Fed Cat: State TIP #: 690407 Let With: Future Cost: 0 Estimate Total: 3,577	Payback to Kansas City in SFY 2019 for the replacement of Wyandotte and Central bridges from Central Street to Wyandotte Street.					Engineering: 4 R/W: 0 Construction: 0 FFOS: 0 Payments: 0	1	0	0	0	0					
County: Various Route: Various Job No.: 4I3191 Length: 0.00 MPO: Y Fund Cat: Safety Sec Cat: Urban Safety Awd Date: N/A Anticipated Fed Cat: Safety TIP #: 990271 Let With: Future Cost: 0 Estimate Total: 163	On-call work zone enforcement at various locations in the urban Kansas City District.					Engineering: 0 R/W: 0 Construction: 0 FFOS: 0 Payments: 0	1	0	0	0	0					
County: Various Route: Various Job No.: 4I3192 Length: 0.00 MPO: Y Fund Cat: Safety Sec Cat: Urban Safety Awd Date: N/A Anticipated Fed Cat: Safety TIP #: 990272 Let With: Future Cost: 0 Estimate Total: 163	On-call work zone enforcement at various locations in the urban Kansas City District.					Engineering: 0 R/W: 0 Construction: 0 FFOS: 0 Payments: 0	0	1	0	0	0					
County: Various Route: Various Job No.: 4I3193 Length: 0.00 MPO: Y Fund Cat: Safety Sec Cat: Urban Safety Awd Date: N/A Anticipated Fed Cat: Safety TIP #: 990273 Let With: Future Cost: 0 Estimate Total: 163	On-call work zone enforcement at various locations in the urban Kansas City District. \$162,000 Open Container funds.					Engineering: 0 R/W: 0 Construction: 0 FFOS: 0 Payments: 0	0	0	1	0	0					
County: Various Route: Various Job No.: 4I3236 Length: 0.00 MPO: Y Fund Cat: Safety Sec Cat: Urban Safety Awd Date: N/A Anticipated Fed Cat: Safety TIP #: Let With: Future Cost: 0 Estimate Total: 163	On-call work zone enforcement at various locations in the urban Kansas City District.					Engineering: 0 R/W: 0 Construction: 0 FFOS: 0 Payments: 0	0	0	0	1	0					

* Subject to the approval of the Transportation Improvement Program by the governing Metropolitan Planning Organization.

May-24-2018

Section 4 - 1

District Kansas City

TMA

Dollars in Thousands



2019-2023 Highway and Bridge Construction Schedule

Transportation Planning

P.O. Box 270
Jefferson City, MO 65102

Construction contingency applied to construction cost in the year the project is awarded.

Three percent project growth factor compounded annually is applied to right-of-way and construction costs in program years 2, 3, 4, and 5.

No inflation is applied to the Funding From Other Sources (FFOS) or Payments.

Engineering includes PE costs, CE costs and R/W incidentals.

						STATE FISCAL YEAR PROJECT BUDGETING					
						Prior Prog.	7/2018- 6/2019	7/2019- 6/2020	7/2020- 6/2021	7/2021- 6/2022	7/2022- 6/2023
County: Various	Emergency response operations and staffing in the urban Kansas City District. These funds will be transferred to the District Operations budget.	Engineering:	0	1	0	0	0	0	0	0	0
Route: Various		R/W:	0	0	0	0	0	0	0	0	0
Job No.: 4Q3157		Construction:	0	0	0	0	0	0	0	0	0
Length: 0.00	MPO: Y	FFOS:	0	0	0	0	0	0	0	0	0
Fund Cat: Flexible & Other	AC-State: 1,309 State: 327 Local: 0	Payments:	0	1,635	0	0	0	0	0	0	0
Sec Cat: Systems Operations	Awd Date: N/A Anticipated Fed Cat: STBG										
TIP #: Let With:	Future Cost: 0 Estimate Total: 1,636										
County: Various	Emergency response operations and staffing in the urban Kansas City District. These funds will be transferred to the District Operations budget.	Engineering:	0	0	1	0	0	0	0	0	0
Route: Various		R/W:	0	0	0	0	0	0	0	0	0
Job No.: 4Q3158		Construction:	0	0	0	0	0	0	0	0	0
Length: 0.00	MPO: Y	FFOS:	0	0	0	0	0	0	0	0	0
Fund Cat: Flexible & Other	AC-State: 1,309 State: 327 Local: 0	Payments:	0	0	1,635	0	0	0	0	0	0
Sec Cat: Systems Operations	Awd Date: N/A Anticipated Fed Cat: STBG										
TIP #: Let With:	Future Cost: 0 Estimate Total: 1,636										
County: Various	Emergency response operations and staffing in the urban Kansas City District. These funds will be transferred to the District Operations budget.	Engineering:	0	0	0	1	0	0	0	0	0
Route: Various		R/W:	0	0	0	0	0	0	0	0	0
Job No.: 4Q3159		Construction:	0	0	0	0	0	0	0	0	0
Length: 0.00	MPO: Y	FFOS:	0	0	0	0	0	0	0	0	0
Fund Cat: Flexible & Other	AC-State: 1,309 State: 327 Local: 0	Payments:	0	0	0	1,635	0	0	0	0	0
Sec Cat: Systems Operations	Awd Date: N/A Anticipated Fed Cat: STBG										
TIP #: Let With:	Future Cost: 0 Estimate Total: 1,636										
County: Various	ITS operations, staffing, and equipment for the KC Scout Intelligent Transportation System at the Transportation Management Center (TMC) building. Payment transfer \$3.21 million to MoDOT's operations budget, \$1.935 million from KDOT.	Engineering:	0	1	0	0	0	0	0	0	0
Route: Various		R/W:	0	0	0	0	0	0	0	0	0
Job No.: 4Q3160		Construction:	0	0	0	0	0	0	0	0	0
Length: 0.00	MPO: Y	FFOS:	0	1,935	0	0	0	0	0	0	0
Fund Cat: Flexible & Other	AC-State: 2,877 State: 0 Local: 1,935	Payments:	0	4,811	0	0	0	0	0	0	0
Sec Cat: Systems Operations	Awd Date: N/A Anticipated Fed Cat: STBG										
TIP #: Let With:	Future Cost: 0 Estimate Total: 4,812										
County: Various	ITS operations, staffing, and equipment for the KC Scout Intelligent Transportation System at the Transportation Management Center (TMC) building. Payment transfer \$2.305 million to MoDOT's operations budget, \$1.935 million from KDOT.	Engineering:	0	0	1	0	0	0	0	0	0
Route: Various		R/W:	0	0	0	0	0	0	0	0	0
Job No.: 4Q3161		Construction:	0	0	0	0	0	0	0	0	0
Length: 0.00	MPO: Y	FFOS:	0	0	1,935	0	0	0	0	0	0
Fund Cat: Flexible & Other	AC-State: 2,877 State: 0 Local: 1,935	Payments:	0	0	4,811	0	0	0	0	0	0
Sec Cat: Systems Operations	Awd Date: N/A Anticipated Fed Cat: STBG										
TIP #: Let With:	Future Cost: 0 Estimate Total: 4,812										

* Subject to the approval of the Transportation Improvement Program by the governing Metropolitan Planning Organization.

May-24-2018

Section 4 - 2

District Kansas City

TMA

Dollars in Thousands



2019-2023 Highway and Bridge Construction Schedule

Transportation Planning

P.O. Box 270
Jefferson City, MO 65102

Construction contingency applied to construction cost in the year the project is awarded.

Three percent project growth factor compounded annually is applied to right-of-way and construction costs in program years 2, 3, 4, and 5.

No inflation is applied to the Funding From Other Sources (FFOS) or Payments.

Engineering includes PE costs, CE costs and R/W incidentals.

Construction contingency applied to construction cost in the year the project is awarded. Three percent project growth factor compounded annually is applied to right-of-way and construction costs in program years 2, 3, 4, and 5. No inflation is applied to the Funding From Other Sources (FFOS) or Payments. Engineering includes PE costs, CE costs and R/W incidentals.						STATE FISCAL YEAR PROJECT BUDGETING						
						Prior Prog.	7/2018- 6/2019	7/2019- 6/2020	7/2020- 6/2021	7/2021- 6/2022	7/2022- 6/2023	
County: Various	ITS operations, staffing, and equipment for the KC Scout Intelligent Transportation					Engineering:	0	0	0	1	0	0
Route: Various	System at the Transportation Management Center (TMC) building. Payment transfer					R/W:	0	0	0	0	0	0
Job No.: 4Q3162	\$2.305 million to MoDOT's operations budget, \$1.935 million from KDOT.					Construction:	0	0	0	0	0	0
Length: 0.00	MPO: Y					FFOS:	0	0	0	1,935	0	0
Fund Cat: Flexible & Other	AC-State: 2,877 State: 0 Local: 1,935					Payments:	0	0	0	4,811	0	0
Sec Cat: Systems Operations	Awd Date: N/A	Anticipated Fed Cat: STBG										
TIP #: Let With:	Future Cost: 0 Estimate Total: 4,812											
County: Various	ITS operations, staffing, and equipment for the KC Scout Intelligent Transportation					Engineering:	0	0	0	0	1	0
Route: Various	System at the Transportation Management Center (TMC) building. Payment transfer					R/W:	0	0	0	0	0	0
Job No.: 4Q3237	\$2.305 million to MoDOT's operations budget, \$1.935 million from KDOT.					Construction:	0	0	0	0	0	0
Length: 0.00	MPO: Y					FFOS:	0	0	0	0	1,935	0
Fund Cat: Flexible & Other	AC-State: 2,877 State: 0 Local: 1,935					Payments:	0	0	0	0	4,811	0
Sec Cat: Systems Operations	Awd Date: N/A	Anticipated Fed Cat: STBG										
TIP #: Let With:	Future Cost: 0 Estimate Total: 4,812											
County: Various	Emergency response operations and staffing in the urban Kansas City District. These					Engineering:	0	0	0	0	1	0
Route: Various	funds will be transferred to the District Operations budget.					R/W:	0	0	0	0	0	0
Job No.: 4Q3238						Construction:	0	0	0	0	0	0
Length: 0.00	MPO: Y					FFOS:	0	0	0	0	0	0
Fund Cat: Flexible & Other	AC-State: 1,309 State: 327 Local: 0					Payments:	0	0	0	0	1,635	0
Sec Cat: Systems Operations	Awd Date: N/A	Anticipated Fed Cat: STBG										
TIP #: Let With:	Future Cost: 0 Estimate Total: 1,636											
County: Various	Payback beginning in SFY 2008 for Safe and Sound bridges in urban Kansas City					Engineering:	0	0	0	0	0	0
Route: Various	District.					R/W:	61	0	0	0	0	0
Job No.: 5B0800S						Construction:	0	0	0	0	0	0
Length: 0.00	MPO: Y					FFOS:	61	0	0	0	0	0
Fund Cat: Taking Care Of System	Fed: 0 State: 19,335 Local: 0					Payments:	30,260	3,867	3,867	3,867	3,867	3,867
Sec Cat: Rehab And Reconst	Awd Date: N/A	Anticipated Fed Cat: State										
TIP #: 990107	Let With:	Future Cost: 25,001 - 50,000 Estimate Total: 49,656										

* Subject to the approval of the Transportation Improvement Program by the governing Metropolitan Planning Organization.

May-24-2018

Section 4 - 3

District Kansas City

TMA

Dollars in Thousands



2019-2023 Highway and Bridge Construction Schedule

Transportation Planning

P.O. Box 270
Jefferson City, MO 65102

Construction contingency applied to construction cost in the year the project is awarded.
Three percent project growth factor compounded annually is applied to right-of-way and construction costs in program years 2, 3, 4, and 5.
No inflation is applied to the Funding From Other Sources (FFOS) or Payments.
Engineering includes PE costs, CE costs and R/W incidentals.

STATE FISCAL YEAR PROJECT BUDGETING						
	Prior Prog.	7/2018- 6/2019	7/2019- 6/2020	7/2020- 6/2021	7/2021- 6/2022	7/2022- 6/2023
FFOS:	61	1,935	1,935	2,097	1,935	0
Total R/W:	61	0	0	0	0	0
Total Construction:	0	0	0	0	0	0
Paybacks:	30,260	14,047	10,475	10,475	10,475	3,867
Sub-Total:	30,321	14,047	10,475	10,475	10,475	3,867
Total Engineering:	4	4	3	3	3	0
Grand Total:	30,325	14,051	10,478	10,478	10,478	3,867
		2019	2020	2021	2022	2023
State		7,783	4,210	4,210	4,210	3,867
AC-State		4,186	4,186	4,186	4,186	0
Local		1,935	1,935	1,935	1,935	0
Sub-total State		13,904	10,331	10,331	10,331	3,867
Federal						
Sub-total Federal		147	147	147	147	0
Grand Total		14,051	10,478	10,478	10,478	3,867

Project Count: 14

* Subject to the approval of the Transportation Improvement Program by the governing Metropolitan Planning Organization.

May-24-2018

Section 4 - 1

District Kansas City

TMA

Dollars in Thousands



2019-2023 Highway and Bridge Construction Schedule

Transportation Planning

P.O. Box 270
Jefferson City, MO 65102

Construction contingency applied to construction cost in the year the project is awarded.
Three percent project growth factor compounded annually is applied to right-of-way and construction costs in program years 2, 3, 4, and 5.
No inflation is applied to the Funding From Other Sources (FFOS) or Payments.
Engineering includes PE costs, CE costs and R/W incidentals.

Kansas City TMA Total

STATE FISCAL YEAR PROJECT BUDGETING						
	Prior Prog.	7/2018- 6/2019	7/2019- 6/2020	7/2020- 6/2021	7/2021- 6/2022	7/2022- 6/2023
FFOS:	91	19,921	15,606	3,517	3,978	0
Total R/W:	331	688	147	0	521	0
Total Construction:	0	172,040	111,455	114,121	16,689	16,246
Paybacks:	30,260	14,047	10,475	10,475	10,475	3,867
Sub-Total:	30,591	186,775	122,077	124,596	27,685	20,113
Total Engineering:	21,385	20,674	11,444	9,092	895	1,002
Grand Total:	51,976	207,449	133,521	133,688	28,580	21,115

	2019	2020	2021	2022	2023
State	35,609	28,318	26,736	7,972	6,897
AC-State	22,649	14,148	18,596	13,384	10,112
Local	8,460	2,635	1,935	1,935	0
Sub-total State	66,718	45,101	47,267	23,291	17,009

Federal					
Sub-total Federal	140,731	88,420	86,421	5,289	4,106
Grand Total	207,449	133,521	133,688	28,580	21,115

Project Count: 144

* Subject to the approval of the Transportation Improvement Program by the governing Metropolitan Planning Organization.

May-24-2018

Section 4 - 1

District Kansas City

TMA

Dollars in Thousands

District Program Summary
Kansas City (Urban)
(Dollars in Millions)

Amounts include construction and right of way, excludes engineering.

State Fiscal Year	2019	2020	2021	2022	2023
Statewide Interstate And Major Bridge - Available					
Statewide Interstate And Major Bridge - FFOS	0.000	0.000	0.000	0.000	0.000
Statewide Interstate And Major Bridge - Fund Transfers	0.793	0.000	0.000	0.000	0.000
Statewide Interstate And Major Bridge - Carryover	-33.140	0.000	0.000	0.000	0.000
Award and Completed Project Adjustments	0.000	0.000	0.000	0.000	0.000
Statewide Interstate And Major Bridge - Total Available	-32.347	0.000	0.000	0.000	0.000
Statewide Interstate And Major Bridge - Programmed	2.000	0.000	0.000	0.000	0.000
Safety - Available	4.317	4.551	3.417	3.378	3.368
Safety - FFOS	0.000	3.700	1.582	2.043	0.000
Safety - Fund Transfers	-2.980	-1.046	0.000	0.000	0.000
Safety - Carryover	7.200	0.000	0.000	0.000	0.000
Award and Completed Project Adjustments	0.973	0.079	-0.336	0.166	0.000
Safety - Total Available	9.510	7.284	4.663	5.587	3.368
Safety - Programmed	1.380	10.654	10.600	2.394	0.000
Taking Care Of System - Available	37.125	38.186	38.175	37.733	37.621
Taking Care Of System - FFOS	10.182	9.971	0.000	0.000	0.000
Taking Care Of System - Fund Transfers	49.021	17.443	50.358	4.843	1.773
Taking Care Of System - Carryover	10.294	0.000	0.000	0.000	0.000
Award and Completed Project Adjustments	4.928	0.045	-1.972	-2.053	0.000
Taking Care Of System - Total Available	111.550	65.645	86.561	40.523	39.394
Taking Care Of System - Programmed	92.610	73.267	106.685	18.847	20.113
Flexible & Other - Available					
Flexible & Other - FFOS	12.237	1.935	1.935	1.935	0.000
Flexible & Other - Fund Transfers	78.937	34.011	4.511	4.511	0.000
Flexible & Other - Carryover	-10.522	0.000	0.000	0.000	0.000
Award and Completed Project Adjustments	0.000	0.000	0.000	0.000	0.000
Flexible & Other - Total Available	80.652	35.946	6.446	6.446	0.000
Flexible & Other - Programmed	90.326	36.831	6.446	6.446	0.000
Statewide Safety - Available					
Statewide Safety - FFOS	0.000	0.000	0.000	0.000	0.000
Statewide Safety - Fund Transfers	0.450	0.486	0.000	0.000	0.000
Statewide Safety - Carryover	0.000	0.000	0.000	0.000	0.000
Award and Completed Project Adjustments	0.000	0.000	0.000	0.000	0.000
Statewide Safety - Total Available	0.450	0.486	0.000	0.000	0.000
Statewide Safety - Programmed	0.459	1.323	0.866	0.000	0.000
Statewide Major Projects & Emerging Needs - Available					
Statewide Major Projects & Emerging Needs - FFOS	0.000	0.000	0.000	0.000	0.000
Statewide Major Projects & Emerging Needs - Fund Transfers	0.000	0.000	0.000	0.000	0.000
Statewide Major Projects & Emerging Needs - Carryover	0.000	0.000	0.000	0.000	0.000
Award and Completed Project Adjustments	0.000	0.000	0.000	0.000	0.000
Statewide Major Projects & Emerging Needs - Total Available	0.000	0.000	0.000	0.000	0.000
Statewide Major Projects & Emerging Needs - Programmed	0.000	0.000	0.000	0.000	0.000
Statewide Amendment 3 - Available					
Statewide Amendment 3 - FFOS	0.000	0.000	0.000	0.000	0.000
Statewide Amendment 3 - Fund Transfers	0.000	0.000	0.000	0.000	0.000
Statewide Amendment 3 - Carryover	6.200	0.000	0.000	0.000	0.000
Award and Completed Project Adjustments	0.000	0.000	0.000	0.000	0.000
Statewide Amendment 3 - Total Available	6.200	0.000	0.000	0.000	0.000
Statewide Amendment 3 - Programmed	0.000	0.000	0.000	0.000	0.000

*Note: Three percent inflation compounded annually applied to program years 2020 - 2023
Two percent construction contingency applied to construction.*

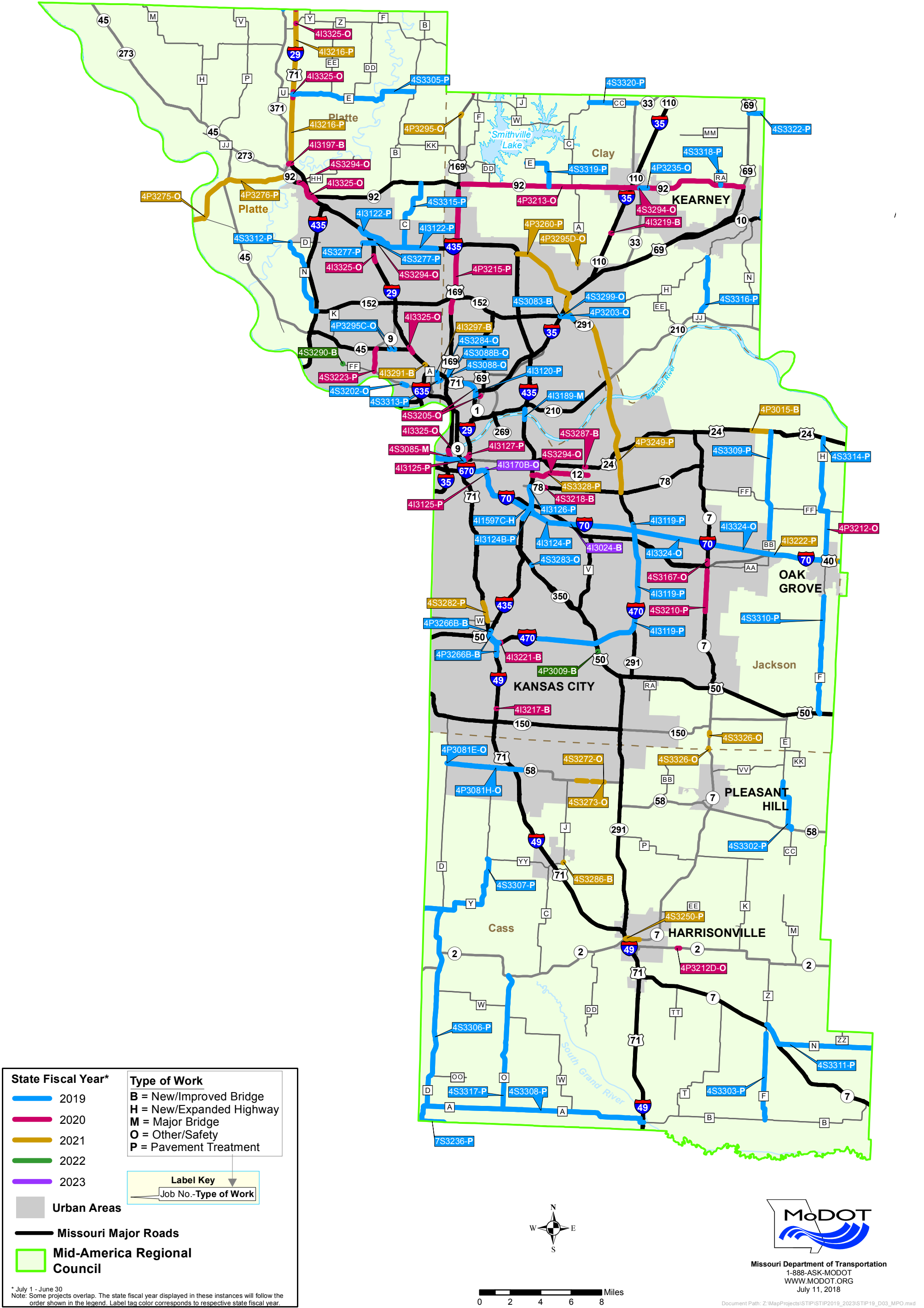
District Program Summary
Kansas City (Urban)
(Dollars in Millions)

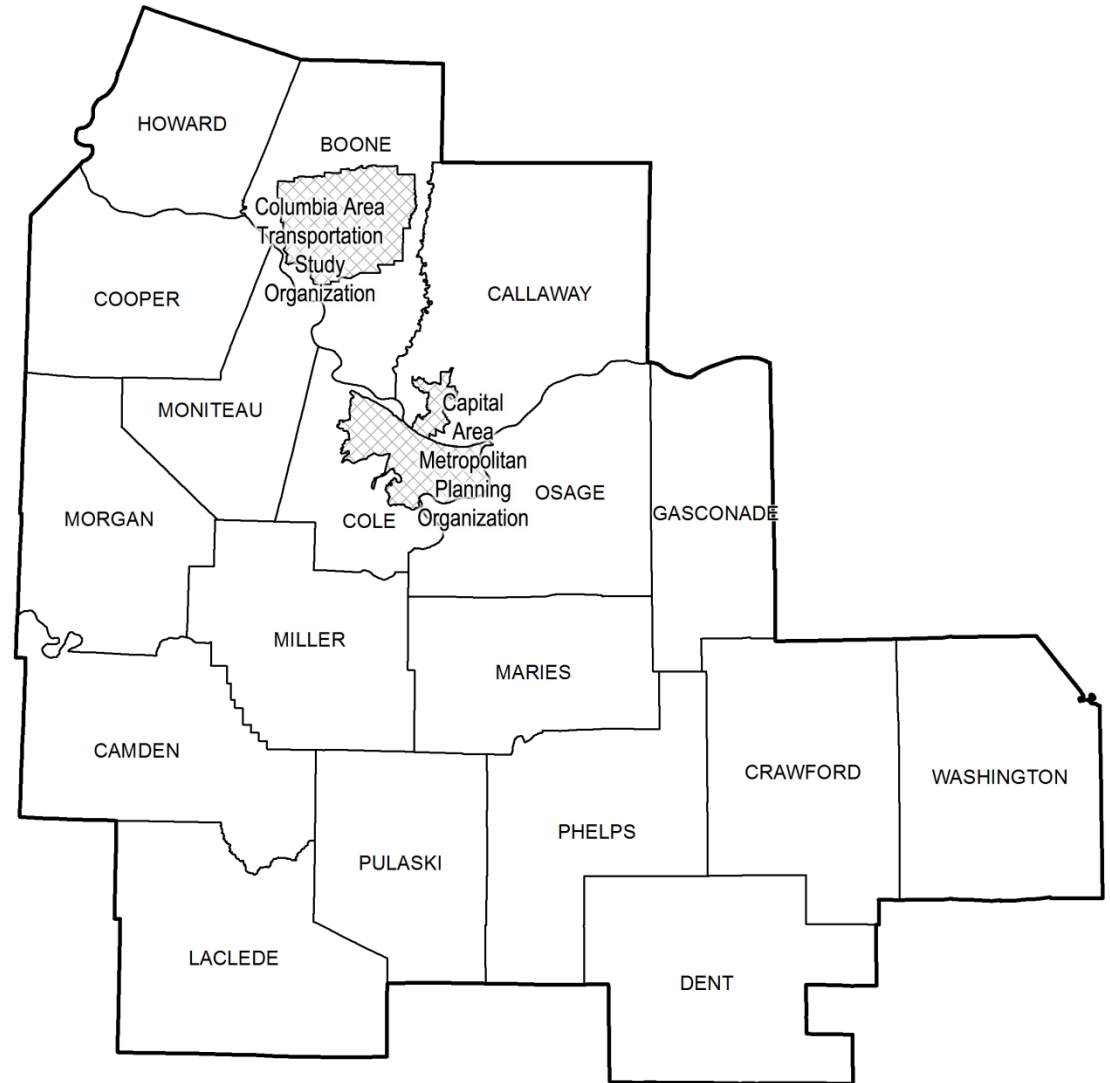
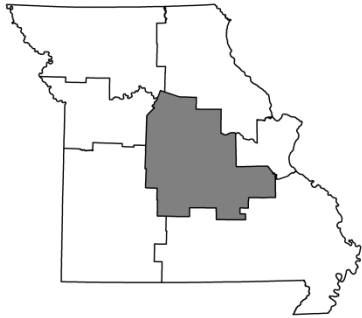
Amounts include construction and right of way, excludes engineering.

Total Categorized Funding Available by SFY	176.015	109.361	97.670	52.556	42.762
Total Flexible Funds Available	2.139	12.184	41.757	72.404	80.721
Adjustments	5.901	0.124	-2.308	-1.887	0.000
Carryovers	-19.968				
Total Available by SFY	178.154	121.545	139.427	124.960	123.483
Total Programmed by SFY	186.775	122.075	124.597	27.687	20.113

*Note: Three percent inflation compounded annually applied to program years 2020 - 2023
Two percent construction contingency applied to construction.*

Statewide Transportation
Improvement Program
2019-2023
Kansas City District Mid-America Regional Council
Highway and Bridge Construction Projects





MoDOT's Central District

PROJECT DESCRIPTION KEY

2019-2023 Highway and Bridge Construction Schedule

Construction contingency applied to construction cost in the year the project is awarded.

Three percent project growth factor compounded annually is applied to right-of-way and construction in program years 2, 3, 4, and 5.

No inflation is applied to the Funding From Other Sources (FFOS) or Payments.

Engineering includes PE costs, CE costs, and R/W incidentals.

County:	XX										Engineering:	99		9	0	0	0	0
Route:	XX										R/W:	0		0	99	0	0	0
Job No.:											Construction:	0		0	0	999	0	0
Length:	MPO: Fed: State: Local:																	
Fund Cat:																		
Sec Cat:	Award Date Anticipated Fed Cat:										FFOS:	0		0	0	99	0	0
TIP#:	Let With: Future Cost: Estimate Total:										Payments:	0		99	0	0	0	0

Dollars funded from other sources.

- Dollars for construction, utilities and contingency.

- Dollars for right-of-way (land acquisition).

- Dollars to be paid back for accelerating the project or payments to others.

- Dollars for engineering that include preliminary engineering, construction engineering and right-of-way incidentals.

^Anticipated Federal Funding Category:

CMAQ - Congestion Mitigation and Air Quality.

* Usually 80% Federal & 20% State funds.

Earmark - usually 80% Federal & 20% State funds.

NHFP - National Highway Freight Program.

* Usually 80% Federal & 20% State funds.

NHPP - National Highway Performance Program.

* Usually 80% Federal & 20% State funds.

* Sometimes 90% Federal & 10% State funds.

Safety - usually 90% Federal & 10% State funds.

State - No federal funds, state only funded.

STBG - Surface Transportation Block Grant program.

* Usually 80% Federal & 20% State funds.

(All Costs in Thousands)

***Primary Funding Category:**

Take Care of System
Statewide Interstate & Major Bridge
Safety
Statewide Safety
Flexible & Other
Amendment 3

****Secondary Funding Category:**

- Enhancements
- Low Type Resurfacing
- N - Ada Trans (ADA Transition Plan)
- Preventive Maint (Preventive Maintenance)
- Regional
- Rehab And Reconst (Rehabilitation and Reconstruction)
- Routine Maintenance
- Safety
- Systems Operations
- Thin Lift Overlay
- Urban Safety



2019-2023 Highway and Bridge Construction Schedule

Transportation Planning

P.O. Box 270
Jefferson City, MO 65102

Construction contingency applied to construction cost in the year the project is awarded.

Three percent project growth factor compounded annually is applied to right-of-way and construction costs in program years 2, 3, 4, and 5.

No inflation is applied to the Funding From Other Sources (FFOS) or Payments.

Engineering includes PE costs, CE costs and R/W incidentals.

Construction contingency applied to construction cost in the year the project is awarded. Three percent project growth factor compounded annually is applied to right-of-way and construction costs in program years 2, 3, 4, and 5. No inflation is applied to the Funding From Other Sources (FFOS) or Payments. Engineering includes PE costs, CE costs and R/W incidentals.							STATE FISCAL YEAR PROJECT BUDGETING					
							Prior Prog.	7/2018-	7/2019-	7/2020-	7/2021-	7/2022-
								6/2019	6/2020	6/2021	6/2022	6/2023
County: Benton Route: MO 7 Job No.: 5P3325 Length: 17.66 MPO: N Fund Cat: Taking Care Of System Sec Cat: Thin Lift Overlay Awd Date: 2021 Anticipated Fed Cat: STBG TIP #: Let With: Future Cost: 0 Estimate Total: 2,376	Pavement improvement from Rte. 7 to end of state maintenance.		Engineering:	0	1	5	160	0	0			
			R/W:	0	0	0	0	0	0			
			Construction:	0	0	0	2,210	0	0			
			FFOS:	0	0	0	0	0	0			
			Payments:	0	0	0	0	0	0			
County: Boone Route: MO 124 Job No.: 5S3053 Length: 0.04 MPO: N Fund Cat: Taking Care Of System Sec Cat: Rehab And Reconst Awd Date: Fall 18 Anticipated Fed Cat: NHPP TIP #: Let With: Future Cost: 0 Estimate Total: 1,369	Bridge replacement over Grindstone Creek, 0.5 mile east of Hopper Road. Project replaces bridge S0352.		Engineering:	121	55	0	0	0	0			
			R/W:	0	10	0	0	0	0			
			Construction:	0	1,183	0	0	0	0			
			FFOS:	0	0	0	0	0	0			
			Payments:	0	0	0	0	0	0			
County: Boone Route: MO 163 Job No.: 5S3218 Length: 5.66 MPO: Y Fund Cat: Taking Care Of System Sec Cat: N- Ada Trans Awd Date: Winter 19 Anticipated Fed Cat: NHPP TIP #: Let With: Future Cost: 0 Estimate Total: 1,659	Upgrade pedestrian facilities to comply with ADA Transition Plan at various locations from Vandiver Drive to Rte. K in Columbia. \$759,000 Statewide Transportation Alternatives funds.		Engineering:	35	252	0	0	0	0			
			R/W:	0	15	0	0	0	0			
			Construction:	0	1,357	0	0	0	0			
			FFOS:	0	759	0	0	0	0			
			Payments:	0	0	0	0	0	0			
County: Boone Route: US 63 Job No.: 5P3235 Length: 15.40 MPO: Y Fund Cat: Taking Care Of System Sec Cat: Thin Lift Overlay Awd Date: Fall 18 Anticipated Fed Cat: NHPP TIP #: Let With: Future Cost: 0 Estimate Total: 6,354	Pavement resurfacing on the northbound and southbound lanes from Rte. 22 to Rte. 763 in Columbia.		Engineering:	12	478	0	0	0	0			
			R/W:	0	0	0	0	0	0			
			Construction:	0	5,864	0	0	0	0			
			FFOS:	0	0	0	0	0	0			
			Payments:	0	0	0	0	0	0			
County: Boone Route: US 63 Job No.: 5P3287 Length: 1.13 MPO: Y Fund Cat: Taking Care Of System Sec Cat: Preventive Maint Awd Date: Spring 19 Anticipated Fed Cat: NHPP TIP #: Let With: Future Cost: 0 Estimate Total: 4,624	Bridge rehabilitation from Rte. AC to 2.9 miles north of Rte. 54 in Callaway County. Project involves bridges A2189, A2190, A2393, A2687, A3124, A3532 and A3533.		Engineering:	30	566	0	0	0	0			
			R/W:	0	0	0	0	0	0			
			Construction:	0	4,028	0	0	0	0			
			FFOS:	0	0	0	0	0	0			
			Payments:	0	0	0	0	0	0			

* Subject to the approval of the Transportation Improvement Program by the governing Metropolitan Planning Organization.

May-24-2018

Section 4 - 1

District Central

Dollars in Thousands



2019-2023 Highway and Bridge Construction Schedule

Transportation Planning

P.O. Box 270
Jefferson City, MO 65102

Construction contingency applied to construction cost in the year the project is awarded.

Three percent project growth factor compounded annually is applied to right-of-way and construction costs in program years 2, 3, 4, and 5.

No inflation is applied to the Funding From Other Sources (FFOS) or Payments.

Engineering includes PE costs, CE costs and R/W incidentals.

Construction contingency applied to construction cost in the year the project is awarded. Three percent project growth factor compounded annually is applied to right-of-way and construction costs in program years 2, 3, 4, and 5. No inflation is applied to the Funding From Other Sources (FFOS) or Payments. Engineering includes PE costs, CE costs and R/W incidentals.							STATE FISCAL YEAR PROJECT BUDGETING						
							Prior Prog.	7/2018- 6/2019	7/2019- 6/2020	7/2020- 6/2021	7/2021- 6/2022	7/2022- 6/2023	
County: Boone	Bridge improvement over Perche Creek. Project involves bridge A0095 and G0519.						Engineering:	0	62	150	474	0	0
Route: IS 70							R/W:	0	0	0	0	0	0
Job No.: 5I3366							Construction:	0	0	0	2,712	0	0
Length: 0.01	MPO: Y							FFOS:	0	0	0	0	0
Fund Cat: Taking Care Of System	Fed: 3,059 State: 339 Local: 0						Payments:	0	0	0	0	0	0
Sec Cat: Rehab And Reconst	Awd Date: 2021	Anticipated Fed Cat: NHFP											
TIP #:	Let With:	Future Cost: 0 Estimate Total: 3,398											
County: Boone	Bridge improvements over Little Cedar Creek. Project involves bridge N0974.						Engineering:	50	20	32	58	0	0
Route: OR 70							R/W:	0	0	10	0	0	0
Job No.: 5S3253							Construction:	0	0	0	923	0	0
Length: 0.09	MPO: Y							FFOS:	0	0	0	0	0
Fund Cat: Taking Care Of System	AC-State: 834 State: 209 Local: 0						Payments:	0	0	0	0	0	0
Sec Cat: Rehab And Reconst	Awd Date: 2021	Anticipated Fed Cat: STBG											
TIP #:	Let With:	Future Cost: 0 Estimate Total: 1,093											
County: Boone	Pavement improvements from I-70 to Rte. 63.						Engineering:	0	25	100	340	0	0
Route: MO 740							R/W:	0	0	0	0	0	0
Job No.: 5S3318							Construction:	0	0	0	3,738	0	0
Length: 6.37	MPO: Y							FFOS:	0	0	0	0	0
Fund Cat: Taking Care Of System	AC-State: 3,362 State: 841 Local: 0						Payments:	0	0	0	0	0	0
Sec Cat: Thin Lift Overlay	Awd Date: 2021	Anticipated Fed Cat: STBG											
TIP #:	Let With:	Future Cost: 0 Estimate Total: 4,203											
County: Boone	Bridge improvements over Hinkson Creek. Project involves bridge N0852.						Engineering:	10	20	93	0	0	0
Route: RT HH							R/W:	0	0	0	0	0	0
Job No.: 5S3249							Construction:	0	0	570	0	0	0
Length: 0.06	MPO: Y							FFOS:	0	0	0	0	0
Fund Cat: Taking Care Of System	AC-State: 546 State: 137 Local: 0						Payments:	0	0	0	0	0	0
Sec Cat: Rehab And Reconst	Awd Date: 2020	Anticipated Fed Cat: STBG											
TIP #:	Let With:	Future Cost: 0 Estimate Total: 693											
County: Boone	Pavement resurfacing and upgrade pedestrian facilities for ADA Transition Plan from Rte. Y to Rte. DD. Includes Rte. B and Rte. 124 in Hallsville. \$241,000 Statewide Transportation Alternatives funds.						Engineering:	5	648	0	0	0	0
Route: RT M							R/W:	0	10	0	0	0	0
Job No.: 5S3232							Construction:	0	1,629	0	0	0	0
Length: 2.23	MPO: N							FFOS:	0	241	0	0	0
Fund Cat: Taking Care Of System	Fed: 1,830 State: 457 Local: 0						Payments:	0	0	0	0	0	0
Sec Cat: Thin Lift Overlay	Awd Date: Spring 19	Anticipated Fed Cat: STBG											
TIP #:	Let With:	Future Cost: 0 Estimate Total: 2,292											

* Subject to the approval of the Transportation Improvement Program by the governing Metropolitan Planning Organization.

May-24-2018

Section 4 - 2

District Central

Dollars in Thousands



2019-2023 Highway and Bridge Construction Schedule

Transportation Planning

P.O. Box 270
Jefferson City, MO 65102

Construction contingency applied to construction cost in the year the project is awarded.

Three percent project growth factor compounded annually is applied to right-of-way and construction costs in program years 2, 3, 4, and 5.

No inflation is applied to the Funding From Other Sources (FFOS) or Payments.

Engineering includes PE costs, CE costs and R/W incidentals.

						STATE FISCAL YEAR PROJECT BUDGETING					
						Prior Prog.	7/2018- 6/2019	7/2019- 6/2020	7/2020- 6/2021	7/2021- 6/2022	7/2022- 6/2023
County: Boone	Payment to Columbia for pavement and shoulder improvements from Mexico Gravel Road to Clark Lane in Columbia.	Engineering:	0	1	0	0	0	0	0	0	0
Route: RT PP		R/W:	0	0	0	0	0	0	0	0	0
Job No.: 5S3227		Construction:	0	1,800	0	0	0	0	0	0	0
Length: 1.52	MPO: Y	FFOS:	0	0	0	0	0	0	0	0	0
Fund Cat: Taking Care Of System	AC-State: 0 State: 1,801 Local: 0	Payments:	0	0	0	0	0	0	0	0	0
Sec Cat: Rehab And Reconst	Awd Date: N/A Anticipated Fed Cat: State										
TIP #: Let With:	Future Cost: 0 Estimate Total: 1,801										
County: Boone	Pavement preservation treatment, add shoulders and rumblestrips from Rte. M to Rte. J and Rte. F, J, MM and NN in Callaway County. Includes Rte. 163 from Rte. K to Rte. H and Rte. N and WW in Boone County.	Engineering:	49	1,097	0	0	0	0	0	0	0
Route: RT Y		R/W:	5	0	0	0	0	0	0	0	0
Job No.: 5S3257		Construction:	0	4,597	0	0	0	0	0	0	0
Length: 75.88	MPO: Y	FFOS:	0	0	0	0	0	0	0	0	0
Fund Cat: Taking Care Of System	AC-State: 4,556 State: 1,138 Local: 0	Payments:	0	0	0	0	0	0	0	0	0
Sec Cat: Thin Lift Overlay	Awd Date: Fall 18 Anticipated Fed Cat: STBG										
TIP #: Let With:	Future Cost: 0 Estimate Total: 5,748										
County: Callaway	Pavement resurfacing on eastbound and westbound lanes from the bridge over Cedar Creek to east of Rte. 54.	Engineering:	24	2	5	479	0	0	0	0	0
Route: IS 70		R/W:	0	0	0	0	0	0	0	0	0
Job No.: 5I3137		Construction:	0	0	0	6,375	0	0	0	0	0
Length: 11.50	MPO: N	FFOS:	0	0	0	0	0	0	0	0	0
Fund Cat: Taking Care Of System	Fed: 6,174 State: 687 Local: 0	Payments:	0	0	0	0	0	0	0	0	0
Sec Cat: Preventive Maint	Awd Date: 2021 Anticipated Fed Cat: NHPP										
TIP #: Let With:	Future Cost: 0 Estimate Total: 6,885										
County: Callaway	Bridge improvements over Auxvasse Creek, east of Kingdom City. Project involves bridge A0096.	Engineering:	0	26	100	209	0	0	0	0	0
Route: IS 70		R/W:	0	0	0	0	0	0	0	0	0
Job No.: 5I3365		Construction:	0	0	0	1,693	0	0	0	0	0
Length: 0.07	MPO: N	FFOS:	0	0	0	0	0	0	0	0	0
Fund Cat: Taking Care Of System	Fed: 1,825 State: 203 Local: 0	Payments:	0	0	0	0	0	0	0	0	0
Sec Cat: Rehab And Reconst	Awd Date: 2021 Anticipated Fed Cat: NHFP										
TIP #: Let With:	Future Cost: 0 Estimate Total: 2,028										
County: Callaway	Bridge improvements over Rte. 54. Includes bridge improvements on Rte. 94 over Little Tavern Creek in Callaway County and West Main over Rte. 54/Rte. 63 in Cole County. Project involves bridges A3451, A4265 and A4662.	Engineering:	24	88	198	0	0	0	0	0	0
Route: RT AE		R/W:	0	0	0	0	0	0	0	0	0
Job No.: 5S3261		Construction:	0	0	1,179	0	0	0	0	0	0
Length: 0.12	MPO: Y	FFOS:	0	0	0	0	0	0	0	0	0
Fund Cat: Taking Care Of System	Fed: 1,172 State: 293 Local: 0	Payments:	0	0	0	0	0	0	0	0	0
Sec Cat: Preventive Maint	Awd Date: 2020 Anticipated Fed Cat: NHPP										
TIP #: Let With:	Future Cost: 0 Estimate Total: 1,489										

* Subject to the approval of the Transportation Improvement Program by the governing Metropolitan Planning Organization.

May-24-2018

Section 4 - 3

District Central

Dollars in Thousands



2019-2023 Highway and Bridge Construction Schedule

Transportation Planning

P.O. Box 270
Jefferson City, MO 65102

Construction contingency applied to construction cost in the year the project is awarded.

Three percent project growth factor compounded annually is applied to right-of-way and construction costs in program years 2, 3, 4, and 5.

No inflation is applied to the Funding From Other Sources (FFOS) or Payments.

Engineering includes PE costs, CE costs and R/W incidentals.

Construction contingency applied to construction cost in the year the project is awarded. Three percent project growth factor compounded annually is applied to right-of-way and construction costs in program years 2, 3, 4, and 5. No inflation is applied to the Funding From Other Sources (FFOS) or Payments. Engineering includes PE costs, CE costs and R/W incidentals.										STATE FISCAL YEAR PROJECT BUDGETING						
										Prior Prog.	7/2018- 6/2019	7/2019- 6/2020	7/2020- 6/2021	7/2021- 6/2022	7/2022- 6/2023	
County: Callaway	Pavement resurfacing from Rte. 54 to Rte. AA.									Engineering:	10	1	58	0	0	0
Route: RT BB										R/W:	0	0	0	0	0	0
Job No.: 5S3245										Construction:	0	0	829	0	0	0
Length: 12.57	MPO: N								FFOS:	0	0	0	0	0	0	
Fund Cat: Taking Care Of System			AC-State: 711	State: 177	Local: 0				Payments:	0	0	0	0	0	0	
Sec Cat: Thin Lift Overlay	Awd Date: Fall 19	Anticipated Fed Cat: STBG														
TIP #: 	Let With: 	Future Cost: 0		Estimate Total: 898												
County: Callaway	Bridge improvements over I-70. Project involves bridge A0027.									Engineering:	50	50	300	0	0	0
Route: RT D										R/W:	0	0	0	0	0	0
Job No.: 5S3234										Construction:	0	0	1,294	0	0	0
Length: 0.10	MPO: N								FFOS:	0	0	0	0	0	0	
Fund Cat: Taking Care Of System			AC-State: 1,315	State: 329	Local: 0				Payments:	0	0	0	0	0	0	
Sec Cat: Rehab And Reconst	Awd Date: 2020	Anticipated Fed Cat: STBG														
TIP #: 	Let With: 	Future Cost: 0		Estimate Total: 1,694												
County: Callaway	Pavement improvement from I-70 to Rte. 94. \$1,773,000 Statewide Open Container funds.									Engineering:	0	25	150	567	0	0
Route: RT D										R/W:	0	0	0	0	0	0
Job No.: 5S3317										Construction:	0	0	0	3,261	0	0
Length: 18.36	MPO: N								FFOS:	0	0	0	1,773	0	0	
Fund Cat: Taking Care Of System			Fed: 3,203	State: 800	Local: 0				Payments:	0	0	0	0	0	0	
Sec Cat: Thin Lift Overlay	Awd Date: 2021	Anticipated Fed Cat: STBG														
TIP #: 	Let With: 	Future Cost: 0		Estimate Total: 4,003												
County: Callaway	Bridge replacement over Auxvasse Creek. Project involves bridge R0607.									Engineering:	110	217	0	0	0	0
Route: RT M										R/W:	0	10	0	0	0	0
Job No.: 5S3177										Construction:	0	797	0	0	0	0
Length: 0.09	MPO: N								FFOS:	0	0	0	0	0	0	
Fund Cat: Taking Care Of System			Fed: 820	State: 204	Local: 0				Payments:	0	0	0	0	0	0	
Sec Cat: Rehab And Reconst	Awd Date: Fall 18	Anticipated Fed Cat: NHPP														
TIP #: 	Let With: 	Future Cost: 0		Estimate Total: 1,134												
County: Callaway	Pavement resurfacing, add shoulders and rumblestrips from 0.2 mile east of Rte. C at Fulton to Rte. D.									Engineering:	100	881	0	0	0	0
Route: RT O										R/W:	0	5	0	0	0	0
Job No.: 5S3231										Construction:	0	3,963	0	0	0	0
Length: 15.32	MPO: N								FFOS:	0	0	0	0	0	0	
Fund Cat: Taking Care Of System			AC-State: 3,880	State: 969	Local: 0				Payments:	0	0	0	0	0	0	
Sec Cat: Thin Lift Overlay	Awd Date: Fall 18	Anticipated Fed Cat: STBG														
TIP #: 	Let With: 	Future Cost: 0		Estimate Total: 4,949												

* Subject to the approval of the Transportation Improvement Program by the governing Metropolitan Planning Organization.

May-24-2018

Section 4 - 4

District Central

Dollars in Thousands



2019-2023 Highway and Bridge Construction Schedule

Transportation Planning

P.O. Box 270
Jefferson City, MO 65102

Construction contingency applied to construction cost in the year the project is awarded.

Three percent project growth factor compounded annually is applied to right-of-way and construction costs in program years 2, 3, 4, and 5.

No inflation is applied to the Funding From Other Sources (FFOS) or Payments.

Engineering includes PE costs, CE costs and R/W incidentals.

Construction contingency applied to construction cost in the year the project is awarded. Three percent project growth factor compounded annually is applied to right-of-way and construction costs in program years 2, 3, 4, and 5. No inflation is applied to the Funding From Other Sources (FFOS) or Payments. Engineering includes PE costs, CE costs and R/W incidentals.												STATE FISCAL YEAR PROJECT BUDGETING						
												Prior Prog.	7/2018- 6/2019	7/2019- 6/2020	7/2020- 6/2021	7/2021- 6/2022	7/2022- 6/2023	
County: Callaway	Pavement improvements from Rte. O to Rte. JJ and on Rte. JJ from Rte. Z to Rte. UU.											Engineering:	0	3	2	97	0	0
Route: RT UU												R/W:	0	0	0	0	0	0
Job No.: 5S3324												Construction:	0	0	0	1,465	0	0
Length: 12.89	MPO: N											FFOS:	0	0	0	0	0	0
Fund Cat: Taking Care Of System	AC-State: 1,254 State: 313 Local: 0										Payments:	0	0	0	0	0	0	
Sec Cat: Thin Lift Overlay	Awd Date: 2021	Anticipated Fed Cat: STBG																
TIP #:	Let With:	Future Cost: 0 Estimate Total: 1,567																
County: Camden	Guard cable and add J-turns from Camdenton to west of Rte. KK.											Engineering:	80	586	0	0	0	0
Route: US 54												R/W:	0	10	0	0	0	0
Job No.: 5P3246												Construction:	0	2,620	0	0	0	0
Length: 6.30	MPO: N											FFOS:	0	0	0	0	0	0
Fund Cat: Safety	Fed: 2,894 State: 322 Local: 0										Payments:	0	0	0	0	0	0	
Sec Cat: Safety	Awd Date: Fall 18	Anticipated Fed Cat: Safety																
TIP #:	Let With:	Future Cost: 0 Estimate Total: 3,296																
County: Camden	Bridge improvements over the Lake of the Ozarks. Project involves bridge J0832.											Engineering:	5	5	65	154	0	0
Route: US 54												R/W:	0	0	0	0	0	0
Job No.: 5P3270												Construction:	0	0	0	899	0	0
Length: 0.56	MPO: N											FFOS:	0	0	0	0	0	0
Fund Cat: Taking Care Of System	Fed: 898 State: 225 Local: 0										Payments:	0	0	0	0	0	0	
Sec Cat: Rehab And Reconst	Awd Date: 2021	Anticipated Fed Cat: NHPP																
TIP #:	Let With:	Future Cost: 0 Estimate Total: 1,128																
County: Camden	Pavement improvements and improve shoulders and rumblestrips from Maritime Road to US 54 and on Rte. J from MO 7 to US 54.											Engineering:	0	5	5	166	750	0
Route: RT AA												R/W:	0	0	0	11	0	0
Job No.: 5S3336												Construction:	0	0	0	0	4,088	0
Length: 16.50	MPO: N											FFOS:	0	0	0	0	0	0
Fund Cat: Taking Care Of System	AC-State: 4,020 State: 1,005 Local: 0										Payments:	0	0	0	0	0	0	
Sec Cat: Thin Lift Overlay	Awd Date: 2022	Anticipated Fed Cat: STBG																
TIP #:	Let With:	Future Cost: 0 Estimate Total: 5,025																
County: Camden	Bridge replacement over Minnow Brook Creek. Project involves bridge A1905.											Engineering:	10	293	285	0	0	0
Route: RT D												R/W:	0	10	0	0	0	0
Job No.: 5S3262												Construction:	0	0	1,042	0	0	0
Length: 0.06	MPO: N											FFOS:	0	0	0	0	0	0
Fund Cat: Taking Care Of System	AC-State: 1,304 State: 326 Local: 0										Payments:	0	0	0	0	0	0	
Sec Cat: Rehab And Reconst	Awd Date: 2020	Anticipated Fed Cat: STBG																
TIP #:	Let With:	Future Cost: 0 Estimate Total: 1,640																

* Subject to the approval of the Transportation Improvement Program by the governing Metropolitan Planning Organization.

May-24-2018

Section 4 - 5

District Central

Dollars in Thousands



2019-2023 Highway and Bridge Construction Schedule

Transportation Planning

P.O. Box 270
Jefferson City, MO 65102

Construction contingency applied to construction cost in the year the project is awarded.

Three percent project growth factor compounded annually is applied to right-of-way and construction costs in program years 2, 3, 4, and 5.

No inflation is applied to the Funding From Other Sources (FFOS) or Payments.

Engineering includes PE costs, CE costs and R/W incidentals.

						STATE FISCAL YEAR PROJECT BUDGETING					
						Prior Prog.	7/2018- 6/2019	7/2019- 6/2020	7/2020- 6/2021	7/2021- 6/2022	7/2022- 6/2023
County: Camden	Bridge improvements over Niangua and Rainwater Branch 3.6 miles south of Rte. 7.					Engineering:	592	617	0	0	0
Route: RT J	Project involves bridges S0391 and S0392.					R/W:	164	0	0	0	0
Job No.: 5S0276						Construction:	0	3,138	0	0	0
Length: 0.70	MPO: N					FFOS:	0	0	0	0	0
Fund Cat: Taking Care Of System	Fed: 3,004 State: 751 Local: 0					Payments:	0	0	0	0	0
Sec Cat: Rehab And Reconst	Awd Date: Fall 18 Anticipated Fed Cat: NHPP										
TIP #:	Let With: Future Cost: 0 Estimate Total: 4,511										
County: Camden	Pavement improvements from Rte. T/H to Rte. F in Sleeper, on Rte. AA from MO 64 to					Engineering:	0	10	37	377	0
Route: RT JJ	Kinfolk Road and on Rte. WW from Rte. AA to Maine Drive.					R/W:	0	0	5	0	0
Job No.: 5S3331						Construction:	0	0	0	2,901	0
Length: 22.73	MPO: N					FFOS:	0	0	0	0	0
Fund Cat: Taking Care Of System	AC-State: 2,665 State: 665 Local: 0					Payments:	0	0	0	0	0
Sec Cat: Thin Lift Overlay	Awd Date: 2021 Anticipated Fed Cat: STBG										
TIP #:	Let With: Future Cost: 0 Estimate Total: 3,330										
County: Camden	Pavement resurfacing, add shoulders and rumblestrips from Rte. 54 to end of state					Engineering:	10	391	0	0	0
Route: RT KK	maintenance. Includes Bus. 54, Rte. MM, Osage Beach Parkway and Rte. 242 in Camden					R/W:	0	2	0	0	0
Job No.: 5S3271	County and Bus. 54 in Miller County.					Construction:	0	1,798	0	0	0
Length: 6.31	MPO: N					FFOS:	0	0	0	0	0
Fund Cat: Taking Care Of System	AC-State: 1,753 State: 438 Local: 0					Payments:	0	0	0	0	0
Sec Cat: Thin Lift Overlay	Awd Date: Fall 18 Anticipated Fed Cat: STBG										
TIP #:	Let With: Future Cost: 0 Estimate Total: 2,201										
County: Cole	Bridge preventative maintenance over the Osage River, 0.3 mile west of the Rte. 63					Engineering:	0	1	1	4	29
Route: US 50	junction. Project involves bridge A5552.					R/W:	0	0	0	0	0
Job No.: 5P2190						Construction:	0	0	0	0	257
Length: 0.21	MPO: Y					FFOS:	0	0	0	0	0
Fund Cat: Taking Care Of System	AC-State: 234 State: 58 Local: 0					Payments:	0	0	0	0	0
Sec Cat: Preventive Maint	Awd Date: 2022 Anticipated Fed Cat: STBG										
TIP #:	Let With: Future Cost: 0 Estimate Total: 292										
County: Cole	Pavement improvement from east of West Truman Blvd. to east of Kaylor Bridge Road,					Engineering:	0	10	20	397	0
Route: US 50	all lanes and from east of Rte. M to east of Stoney Gap Road.					R/W:	0	0	0	0	0
Job No.: 5P3333						Construction:	0	0	0	5,865	0
Length: 7.14	MPO: Y					FFOS:	0	0	0	0	0
Fund Cat: Taking Care Of System	AC-State: 5,034 State: 1,258 Local: 0					Payments:	0	0	0	0	0
Sec Cat: Thin Lift Overlay	Awd Date: 2021 Anticipated Fed Cat: STBG										
TIP #:	Let With: Future Cost: 0 Estimate Total: 6,292										

* Subject to the approval of the Transportation Improvement Program by the governing Metropolitan Planning Organization.

May-24-2018

Section 4 - 6

District Central

Dollars in Thousands



2019-2023 Highway and Bridge Construction Schedule

Transportation Planning

P.O. Box 270
Jefferson City, MO 65102

Construction contingency applied to construction cost in the year the project is awarded.

Three percent project growth factor compounded annually is applied to right-of-way and construction costs in program years 2, 3, 4, and 5.

No inflation is applied to the Funding From Other Sources (FFOS) or Payments.

Engineering includes PE costs, CE costs and R/W incidentals.

						STATE FISCAL YEAR PROJECT BUDGETING					
						Prior Prog.	7/2018- 6/2019	7/2019- 6/2020	7/2020- 6/2021	7/2021- 6/2022	7/2022- 6/2023
County: Cole	Pavement resurfacing from Big Horn Dr. to W. Truman Blvd, W. Truman Blvd to just west of Hobbs Rd, Bus. 50 W to Rainbow Dr. and intersection of W. Truman and Country Club.	Engineering:	1	57	0	0	0	0	0	0	0
Route: OR 50		R/W:	0	0	0	0	0	0	0	0	0
Job No.: 5S3311		Construction:	0	720	0	0	0	0	0	0	0
Length: 3.31	MPO: Y	FFOS:	0	0	0	0	0	0	0	0	0
Fund Cat: Taking Care Of System	AC-State: 622 State: 155 Local: 0	Payments:	0	0	0	0	0	0	0	0	0
Sec Cat: Thin Lift Overlay	Awd Date: Fall 18 Anticipated Fed Cat: STBG										
TIP #: Let With: 5S3259	Future Cost: 0 Estimate Total: 778										
County: Cole	Pavement resurfacing and guard cable installation on the eastbound and westbound lanes from Rte. E to near Stadium Boulevard in Jefferson City.	Engineering:	45	72	1,214	0	0	0	0	0	0
Route: US 54		R/W:	0	0	0	0	0	0	0	0	0
Job No.: 5P3121		Construction:	0	0	6,168	0	0	0	0	0	0
Length: 11.34	MPO: Y	FFOS:	0	0	0	0	0	0	0	0	0
Fund Cat: Taking Care Of System	Fed: 5,964 State: 1,490 Local: 0	Payments:	0	0	0	0	0	0	0	0	0
Sec Cat: Thin Lift Overlay	Awd Date: Fall 19 Anticipated Fed Cat: NHPP										
TIP #: 2016-08 Let With: 5P3128	Future Cost: 0 Estimate Total: 7,499										
County: Cole	Pavement resurfacing on the eastbound and westbound lanes from Miller County to Rte. E.	Engineering:	41	11	186	0	0	0	0	0	0
Route: US 54		R/W:	0	0	0	0	0	0	0	0	0
Job No.: 5P3128		Construction:	0	0	2,542	0	0	0	0	0	0
Length: 7.19	MPO: N	FFOS:	0	0	0	0	0	0	0	0	0
Fund Cat: Taking Care Of System	AC-State: 2,192 State: 547 Local: 0	Payments:	0	0	0	0	0	0	0	0	0
Sec Cat: Thin Lift Overlay	Awd Date: Fall 19 Anticipated Fed Cat: NHPP										
TIP #: Let With: 5P3121	Future Cost: 0 Estimate Total: 2,780										
County: Cole	Bridge rehabilitation over Missouri River. Project involves bridges A4497 and L0550.	Engineering:	0	256	257	650	0	0	0	0	0
Route: US 54		R/W:	0	0	0	0	0	0	0	0	0
Job No.: 5P3337		Construction:	0	0	0	4,561	0	0	0	0	0
Length: 0.31	MPO: Y	FFOS:	0	0	0	0	0	0	0	0	0
Fund Cat: Taking Care Of System	Fed: 4,580 State: 1,144 Local: 0	Payments:	0	0	0	0	0	0	0	0	0
Sec Cat: Rehab And Reconst	Awd Date: 2021 Anticipated Fed Cat: NHPP										
TIP #: Let With:	Future Cost: 0 Estimate Total: 5,724										
County: Cole	Guard cable improvements from Miller County to near Stadium Boulevard in Jefferson City.	Engineering:	0	20	495	0	0	0	0	0	0
Route: US 54		R/W:	0	0	0	0	0	0	0	0	0
Job No.: 5P3371		Construction:	0	0	2,682	0	0	0	0	0	0
Length: 18.53	MPO: Y	FFOS:	0	0	0	0	0	0	0	0	0
Fund Cat: Taking Care Of System	Fed: 2,558 State: 639 Local: 0	Payments:	0	0	0	0	0	0	0	0	0
Sec Cat: Thin Lift Overlay	Awd Date: Fall 19 Anticipated Fed Cat: NHPP										
TIP #: Let With:	Future Cost: 0 Estimate Total: 3,197										

* Subject to the approval of the Transportation Improvement Program by the governing Metropolitan Planning Organization.

May-24-2018

Section 4 - 7

District Central

Dollars in Thousands



2019-2023 Highway and Bridge Construction Schedule

Transportation Planning

P.O. Box 270
Jefferson City, MO 65102

Construction contingency applied to construction cost in the year the project is awarded.

Three percent project growth factor compounded annually is applied to right-of-way and construction costs in program years 2, 3, 4, and 5.

No inflation is applied to the Funding From Other Sources (FFOS) or Payments.

Engineering includes PE costs, CE costs and R/W incidentals.

Construction contingency applied to construction cost in the year the project is awarded. Three percent project growth factor compounded annually is applied to right-of-way and construction costs in program years 2, 3, 4, and 5. No inflation is applied to the Funding From Other Sources (FFOS) or Payments. Engineering includes PE costs, CE costs and R/W incidentals.												STATE FISCAL YEAR PROJECT BUDGETING					
												Prior Prog.	7/2018- 6/2019	7/2019- 6/2020	7/2020- 6/2021	7/2021- 6/2022	7/2022- 6/2023
County: Cole Route: RT A Job No.: 5S3334 Length: 0.08 MPO: N Fund Cat: Taking Care Of System Sec Cat: Rehab And Reconst Awd Date: 2022 Anticipated Fed Cat: NHPP TIP #: Let With: Future Cost: 0 Estimate Total: 777	Bridge improvements over Moreau Creek. Project involves bridge R0235.					Engineering:	0	5	5	50	92	0					
							R/W:	0	0	0	0	0	0				
							Construction:	0	0	0	0	625	0				
							FFOS:	0	0	0	0	0	0				
							Payments:	0	0	0	0	0	0				
County: Cole Route: CST DIX RD Job No.: 5P3015 Length: 0.16 MPO: Y Fund Cat: Taking Care Of System Sec Cat: Rehab And Reconst Awd Date: Spring 19 Anticipated Fed Cat: NHPP TIP #: 2013-05 Let With: Future Cost: 0 Estimate Total: 780	Bridge rehabilitation and upgrade ADA and guardrail at Dix Road over Rte. 50 in Jefferson City. Project involves bridge A1187.					Engineering:	32	132	0	0	0	0					
							R/W:	0	0	0	0	0	0				
							Construction:	0	616	0	0	0	0				
							FFOS:	0	0	0	0	0	0				
							Payments:	0	0	0	0	0	0				
County: Cole Route: RT H Job No.: 5S3229 Length: 0.07 MPO: N Fund Cat: Taking Care Of System Sec Cat: Rehab And Reconst Awd Date: 2021 Anticipated Fed Cat: NHPP TIP #: Let With: Future Cost: 0 Estimate Total: 857	Bridge improvements over Bois Brule Creek. Project involves bridge R0250.					Engineering:	62	2	20	88	0	0					
							R/W:	0	0	0	0	0	0				
							Construction:	0	0	0	685	0	0				
							FFOS:	0	0	0	0	0	0				
							Payments:	0	0	0	0	0	0				
County: Cole Route: RT M Job No.: 5S3230 Length: 25.54 MPO: Y Fund Cat: Taking Care Of System Sec Cat: Thin Lift Overlay Awd Date: Fall 19 Anticipated Fed Cat: STBG TIP #: Let With: Future Cost: 0 Estimate Total: 3,957	Pavement improvements from Rte. B to Rte. 50. Includes Rte. E from Rte. 54 to Rte. B. Also includes Rte. W, Rte. Y and Rte. J.					Engineering:	40	57	625	0	0	0					
							R/W:	0	10	0	0	0	0				
							Construction:	0	0	3,225	0	0	0				
							FFOS:	0	0	0	0	0	0				
							Payments:	0	0	0	0	0	0				
County: Cooper Route: MO 135 Job No.: 5P3237 Length: 26.20 MPO: N Fund Cat: Taking Care Of System Sec Cat: Thin Lift Overlay Awd Date: Fall 19 Anticipated Fed Cat: STBG TIP #: Let With: Future Cost: 0 Estimate Total: 6,139	Pavement resurfacing, add shoulders and rumblestrips from I-70 to Rte. 50.					Engineering:	50	201	911	0	0	0					
							R/W:	0	10	0	0	0	0				
							Construction:	0	0	4,967	0	0	0				
							FFOS:	0	0	0	0	0	0				
							Payments:	0	0	0	0	0	0				

* Subject to the approval of the Transportation Improvement Program by the governing Metropolitan Planning Organization.

May-24-2018

Section 4 - 8

District Central

Dollars in Thousands



2019-2023 Highway and Bridge Construction Schedule

Transportation Planning

P.O. Box 270
Jefferson City, MO 65102

Construction contingency applied to construction cost in the year the project is awarded.

Three percent project growth factor compounded annually is applied to right-of-way and construction costs in program years 2, 3, 4, and 5.

No inflation is applied to the Funding From Other Sources (FFOS) or Payments.

Engineering includes PE costs, CE costs and R/W incidentals.

Construction contingency applied to construction cost in the year the project is awarded. Three percent project growth factor compounded annually is applied to right-of-way and construction costs in program years 2, 3, 4, and 5. No inflation is applied to the Funding From Other Sources (FFOS) or Payments. Engineering includes PE costs, CE costs and R/W incidentals.							STATE FISCAL YEAR PROJECT BUDGETING					
							Prior Prog.	7/2018- 6/2019	7/2019- 6/2020	7/2020- 6/2021	7/2021- 6/2022	7/2022- 6/2023
County: Cooper Route: MO 179 Job No.: 5S3173 Length: 0.10 MPO: N Fund Cat: Taking Care Of System Sec Cat: Rehab And Reconst Awd Date: Fall 18 Anticipated Fed Cat: NHPP TIP #: Let With: Future Cost: 0 Estimate Total: 2,642	Bridge replacement over Petite Saline Creek. Project involves bridge A1831.						Engineering: 158	94	0	0	0	0
							R/W: 10	0	0	0	0	0
							Construction: 0	2,380	0	0	0	0
							FFOS: 0	0	0	0	0	0
							Payments: 0	0	0	0	0	0
County: Cooper Route: US 40 Job No.: 5P3338 Length: 0.45 MPO: N Fund Cat: Taking Care Of System Sec Cat: Rehab And Reconst Awd Date: 2021 Anticipated Fed Cat: NHPP TIP #: Let With: Future Cost: 0 Estimate Total: 1,795	Bridge improvements over Missouri River in Boonville. Project involves bridge A4574.						Engineering: 0	2	95	268	0	0
							R/W: 0	0	0	0	0	0
							Construction: 0	0	0	1,430	0	0
							FFOS: 0	0	0	0	0	0
							Payments: 0	0	0	0	0	0
County: Cooper Route: IS 70 Job No.: 0I3005I Length: 78.02 MPO: Y Fund Cat: Statewide Interstate And Major Bridge Sec Cat: Preventive Maint Awd Date: Fall 18 Anticipated Fed Cat: NHPP TIP #: Let With: Future Cost: 0 Estimate Total: 273	Job Order Contracting for asphalt pavement repair in Cooper, Boone and Callaway Counties.						Engineering: 0	23	0	0	0	0
							R/W: 0	0	0	0	0	0
							Construction: 0	250	0	0	0	0
							FFOS: 0	0	0	0	0	0
							Payments: 0	0	0	0	0	0
County: Cooper Route: IS 70 Job No.: 0I3005Z Length: 78.02 MPO: Y Fund Cat: Statewide Interstate And Major Bridge Sec Cat: Preventive Maint Awd Date: Fall 18 Anticipated Fed Cat: NHPP TIP #: Let With: Future Cost: 0 Estimate Total: 273	Job Order Contracting for concrete pavement repair in Cooper, Boone and Callaway Counties.						Engineering: 0	23	0	0	0	0
							R/W: 0	0	0	0	0	0
							Construction: 0	250	0	0	0	0
							FFOS: 0	0	0	0	0	0
							Payments: 0	0	0	0	0	0
County: Cooper Route: IS 70 Job No.: 5I3000 Length: 0.40 MPO: N Fund Cat: Statewide Interstate And Major Bridge Sec Cat: Preventive Maint Awd Date: Winter 19 Anticipated Fed Cat: NHPP TIP #: Let With: Future Cost: 0 Estimate Total: 15,221	Bridge rehabilitation and painting over the Missouri River near Rocheport. Project involves bridge L0962.						Engineering: 876	1,884	0	0	0	0
							R/W: 0	0	0	0	0	0
							Construction: 0	12,461	0	0	0	0
							FFOS: 0	0	0	0	0	0
							Payments: 0	0	0	0	0	0

* Subject to the approval of the Transportation Improvement Program by the governing Metropolitan Planning Organization.

May-24-2018

Section 4 - 9

District Central

Dollars in Thousands



2019-2023 Highway and Bridge Construction Schedule

Transportation Planning

P.O. Box 270
Jefferson City, MO 65102

Construction contingency applied to construction cost in the year the project is awarded.

Three percent project growth factor compounded annually is applied to right-of-way and construction costs in program years 2, 3, 4, and 5.

No inflation is applied to the Funding From Other Sources (FFOS) or Payments.

Engineering includes PE costs, CE costs and R/W incidentals.

Construction contingency applied to construction cost in the year the project is awarded. Three percent project growth factor compounded annually is applied to right-of-way and construction costs in program years 2, 3, 4, and 5. No inflation is applied to the Funding From Other Sources (FFOS) or Payments. Engineering includes PE costs, CE costs and R/W incidentals.											STATE FISCAL YEAR PROJECT BUDGETING					
											Prior Prog.	7/2018- 6/2019	7/2019- 6/2020	7/2020- 6/2021	7/2021- 6/2022	7/2022- 6/2023
County: Cooper Route: IS 70 Job No.: 513303 Length: 78.03 MPO: Y Fund Cat: Safety (Statewide) Sec Cat: Safety TIP #: Awd Date: Spring 19 Anticipated Fed Cat: Safety Future Cost: 0 Estimate Total: 492	Safety improvements for wrong way countermeasures at various ramp locations.					Engineering: R/W: Construction: FFOS: Payments:	0 0 0 0 0	60 0 432 0 0	0 0 0 0 0	0 0 0 0 0	0 0 0 0 0					
County: Cooper Route: MO 87 Job No.: 5S3286 Length: 33.19 MPO: N Fund Cat: Taking Care Of System Sec Cat: Thin Lift Overlay TIP #: Awd Date: Fall 18 Anticipated Fed Cat: STBG Future Cost: 0 Estimate Total: 2,946	Pavement resurfacing and upgrade sidewalk from Rte. 5 in Booneville to Rte. O in California. Includes ADA Transition Plan improvements in Booneville.					Engineering: R/W: Construction: FFOS: Payments:	7 0 0 0 0	231 10 2,698 0 0	0 0 0 0 0	0 0 0 0 0	0 0 0 0 0					
County: Cooper Route: RT B Job No.: 5S3316 Length: 23.18 MPO: N Fund Cat: Taking Care Of System Sec Cat: Thin Lift Overlay TIP #: Awd Date: 2021 Anticipated Fed Cat: STBG Future Cost: 0 Estimate Total: 4,040	Pavement improvement from Rte. U to Rte. 50 in Tipton.					Engineering: R/W: Construction: FFOS: Payments:	0 0 0 0 0	25 0 0 0 0	152 1 0 0 0	573 0 3,289 0 0	0 0 0 0 0					
County: Cooper Route: RT DD Job No.: 5S3260 Length: 0.20 MPO: N Fund Cat: Taking Care Of System Sec Cat: Rehab And Reconst TIP #: Awd Date: 2020 Anticipated Fed Cat: STBG Future Cost: 0 Estimate Total: 1,133	Bridge improvements over Flat Creek. Project involves bridge P0227.					Engineering: R/W: Construction: FFOS: Payments:	50 0 0 0 0	51 1 0 0 0	166 0 865 0 0	0 0 0 0 0	0 0 0 0 0					
County: Cooper Route: RT K Job No.: 5S3251 Length: 0.10 MPO: N Fund Cat: Taking Care Of System Sec Cat: Rehab And Reconst TIP #: Awd Date: Fall 19 Anticipated Fed Cat: STBG Future Cost: 0 Estimate Total: 1,175	Bridge improvements over Blackwater River. Project involves bridge A1382.					Engineering: R/W: Construction: FFOS: Payments:	20 0 0 0 0	40 0 0 0 0	148 0 967 0 0	0 0 0 0 0	0 0 0 0 0					

* Subject to the approval of the Transportation Improvement Program by the governing Metropolitan Planning Organization.

May-24-2018

Section 4 - 10

District Central

Dollars in Thousands



2019-2023 Highway and Bridge Construction Schedule

Transportation Planning

P.O. Box 270
Jefferson City, MO 65102

Construction contingency applied to construction cost in the year the project is awarded.

Three percent project growth factor compounded annually is applied to right-of-way and construction costs in program years 2, 3, 4, and 5.

No inflation is applied to the Funding From Other Sources (FFOS) or Payments.

Engineering includes PE costs, CE costs and R/W incidentals.

Construction contingency applied to construction cost in the year the project is awarded. Three percent project growth factor compounded annually is applied to right-of-way and construction costs in program years 2, 3, 4, and 5. No inflation is applied to the Funding From Other Sources (FFOS) or Payments. Engineering includes PE costs, CE costs and R/W incidentals.							STATE FISCAL YEAR PROJECT BUDGETING					
							Prior Prog.	7/2018- 6/2019	7/2019- 6/2020	7/2020- 6/2021	7/2021- 6/2022	7/2022- 6/2023
County: Cooper Route: RT M Job No.: 5S3076 Length: 0.14 MPO: N Fund Cat: Taking Care Of System Sec Cat: Rehab And Reconst Awd Date: Winter 19 Anticipated Fed Cat: NHPP TIP #: Let With: Future Cost: 0 Estimate Total: 4,056	Bridge replacement over the Lamine River. Project involves bridge G0366.						Engineering: 387	140	0	0	0	0
							R/W: 0	15	0	0	0	0
							Construction: 0	3,514	0	0	0	0
							FFOS: 0	0	0	0	0	0
							Payments: 0	0	0	0	0	0
County: Crawford Route: MO 19 Job No.: 5S3278 Length: 28.57 MPO: N Fund Cat: Taking Care Of System Sec Cat: Thin Lift Overlay Awd Date: Fall 19 Anticipated Fed Cat: STBG TIP #: Let With: Future Cost: 0 Estimate Total: 1,852	Pavement improvements from Rte. HH at Cherryville to Rte. 68 near Salem. Includes pavement improvements on Rte. BB from Rte. 8 to the end of state maintenance.						Engineering: 3	2	145	0	0	0
							R/W: 0	0	0	0	0	0
							Construction: 0	0	1,702	0	0	0
							FFOS: 0	0	0	0	0	0
							Payments: 0	0	0	0	0	0
County: Crawford Route: IS 44 Job No.: 5I3362 Length: 0.50 MPO: N Fund Cat: Taking Care Of System Sec Cat: Rehab And Reconst Awd Date: Winter 19 Anticipated Fed Cat: STBG TIP #: Let With: Future Cost: 0 Estimate Total: 239	Repair slides on eastbound ramp at Rtes. C/J/N/I-44.						Engineering: 0	45	0	0	0	0
							R/W: 0	0	0	0	0	0
							Construction: 0	194	0	0	0	0
							FFOS: 0	0	0	0	0	0
							Payments: 0	0	0	0	0	0
County: Crawford Route: OR 44 Job No.: 5S3247 Length: 11.95 MPO: N Fund Cat: Taking Care Of System Sec Cat: Thin Lift Overlay Awd Date: Winter 19 Anticipated Fed Cat: State TIP #: Let With: Future Cost: 0 Estimate Total: 869	Pavement resurfacing from Rte. C in Bourbon to Rte. H, from Old Rte. 66 to Rte. UU and from Rte. UU to East Grand Street in Cuba.						Engineering: 2	62	0	0	0	0
							R/W: 0	0	0	0	0	0
							Construction: 0	805	0	0	0	0
							FFOS: 0	0	0	0	0	0
							Payments: 0	0	0	0	0	0
County: Crawford Route: MO 49 Job No.: 5P3214 Length: 49.02 MPO: N Fund Cat: Taking Care Of System Sec Cat: Thin Lift Overlay Awd Date: Fall 18 Anticipated Fed Cat: STBG TIP #: Let With: Future Cost: 0 Estimate Total: 7,176	Pavement resurfacing, shoulder and upgrade pedestrian facilities to comply with the ADA Transition Plan from Rte. 19 to Rte. 32 in Iron County, from Rte. 19 near Gasconade County line to Rte. 49 and from Rte. ZZ 0.1 mile east of Springfield Road to Rte. 19.						Engineering: 280	590	0	0	0	0
							R/W: 18	0	0	0	0	0
							Construction: 0	6,288	0	0	0	0
							FFOS: 0	0	0	0	0	0
							Payments: 0	0	0	0	0	0

* Subject to the approval of the Transportation Improvement Program by the governing Metropolitan Planning Organization.

May-24-2018

Section 4 - 11

District Central

Dollars in Thousands



2019-2023 Highway and Bridge Construction Schedule

Transportation Planning

P.O. Box 270
Jefferson City, MO 65102

Construction contingency applied to construction cost in the year the project is awarded.

Three percent project growth factor compounded annually is applied to right-of-way and construction costs in program years 2, 3, 4, and 5.

No inflation is applied to the Funding From Other Sources (FFOS) or Payments.

Engineering includes PE costs, CE costs and R/W incidentals.

						STATE FISCAL YEAR PROJECT BUDGETING					
						Prior Prog.	7/2018- 6/2019	7/2019- 6/2020	7/2020- 6/2021	7/2021- 6/2022	7/2022- 6/2023
County: Crawford	Bridge improvements over Dry Fork Creek. Project involves bridge S0421.	Engineering:	48	57	170	0	0	0	0	0	0
Route: MO 49		R/W:	0	15	0	0	0	0	0	0	0
Job No.: 5P3241		Construction:	0	0	894	0	0	0	0	0	0
Length: 0.05	MPO: N	FFOS:	0	0	0	0	0	0	0	0	0
Fund Cat: Taking Care Of System	Fed: 909 State: 227 Local: 0	Payments:	0	0	0	0	0	0	0	0	0
Sec Cat: Rehab And Reconst	Awd Date: Fall 19 Anticipated Fed Cat: NHPP										
TIP #: Let With:	Future Cost: 0 Estimate Total: 1,184										
County: Crawford	Pavement improvements from Rte. 19 to end of state maintenance. Includes Rte. CC from Rte. 19 to Rte. C.	Engineering:	0	1	1	4	38	0	0	0	0
Route: RT C		R/W:	0	0	0	0	0	0	0	0	0
Job No.: 5S3346		Construction:	0	0	0	0	422	0	0	0	0
Length: 15.52	MPO: N	FFOS:	0	0	0	0	0	0	0	0	0
Fund Cat: Taking Care Of System	AC-State: 373 State: 93 Local: 0	Payments:	0	0	0	0	0	0	0	0	0
Sec Cat: Thin Lift Overlay	Awd Date: 2022 Anticipated Fed Cat: STBG										
TIP #: Let With:	Future Cost: 0 Estimate Total: 466										
County: Crawford	Bridge improvements over Brush Creek. Project involves bridge R0275. Project involves bridge R0275.	Engineering:	36	20	96	0	0	0	0	0	0
Route: RT CC		R/W:	0	0	0	0	0	0	0	0	0
Job No.: 5S3289		Construction:	0	0	707	0	0	0	0	0	0
Length: 0.05	MPO: N	FFOS:	0	0	0	0	0	0	0	0	0
Fund Cat: Taking Care Of System	Fed: 659 State: 164 Local: 0	Payments:	0	0	0	0	0	0	0	0	0
Sec Cat: Rehab And Reconst	Awd Date: 2020 Anticipated Fed Cat: NHPP										
TIP #: Let With:	Future Cost: 0 Estimate Total: 859										
County: Crawford	Pavement improvements from I-44 to end of state maintenance. Includes Rte. FF from I-44 to end of state maintenance.	Engineering:	0	2	2	15	123	0	0	0	0
Route: RT WW		R/W:	0	0	0	11	0	0	0	0	0
Job No.: 5S3340		Construction:	0	0	0	0	1,596	0	0	0	0
Length: 8.56	MPO: Y	FFOS:	0	0	0	0	0	0	0	0	0
Fund Cat: Taking Care Of System	AC-State: 1,400 State: 349 Local: 0	Payments:	0	0	0	0	0	0	0	0	0
Sec Cat: Thin Lift Overlay	Awd Date: 2022 Anticipated Fed Cat: STBG										
TIP #: Let With:	Future Cost: 0 Estimate Total: 1,749										
County: Dallas	Pavement resurfacing from Dallas Co. to Rte. 5, from Rte. 32 from Springfield Rd. in Lebanon to Rte. P in Dallas Co. and Rte. 64A from Rte. 64 to end of state maintenance.	Engineering:	2	20	290	0	0	0	0	0	0
Route: MO 64		R/W:	0	0	0	0	0	0	0	0	0
Job No.: 5P3291		Construction:	0	0	1,443	0	0	0	0	0	0
Length: 28.59	MPO: N	FFOS:	0	0	0	0	0	0	0	0	0
Fund Cat: Taking Care Of System	AC-State: 1,402 State: 351 Local: 0	Payments:	0	0	0	0	0	0	0	0	0
Sec Cat: Thin Lift Overlay	Awd Date: Fall 19 Anticipated Fed Cat: STBG										
TIP #: Let With:	Future Cost: 0 Estimate Total: 1,755										

* Subject to the approval of the Transportation Improvement Program by the governing Metropolitan Planning Organization.

May-24-2018

Section 4 - 12

District Central

Dollars in Thousands



2019-2023 Highway and Bridge Construction Schedule

Transportation Planning

P.O. Box 270
Jefferson City, MO 65102

Construction contingency applied to construction cost in the year the project is awarded.

Three percent project growth factor compounded annually is applied to right-of-way and construction costs in program years 2, 3, 4, and 5.

No inflation is applied to the Funding From Other Sources (FFOS) or Payments.

Engineering includes PE costs, CE costs and R/W incidentals.

Construction contingency applied to construction cost in the year the project is awarded. Three percent project growth factor compounded annually is applied to right-of-way and construction costs in program years 2, 3, 4, and 5. No inflation is applied to the Funding From Other Sources (FFOS) or Payments. Engineering includes PE costs, CE costs and R/W incidentals.												STATE FISCAL YEAR PROJECT BUDGETING					
												Prior Prog.	7/2018- 6/2019	7/2019- 6/2020	7/2020- 6/2021	7/2021- 6/2022	7/2022- 6/2023
County: Dent Route: MO 19 Job No.: 5S3341 Length: 18.44 MPO: N Fund Cat: Taking Care Of System Sec Cat: Thin Lift Overlay Awd Date: 2022 Anticipated Fed Cat: STBG TIP #: Let With: Future Cost: 0 Estimate Total: 504	Pavement improvements from Rte. 32 in Salem to the intersection of Rte. KK.					Engineering:	0	1	1	4	34	0					
						R/W:	0	0	0	0	0	0					
						Construction:	0	0	0	0	464	0					
						FFOS:	0	0	0	0	0	0					
						Payments:	0	0	0	0	0	0					
County: Dent Route: RT F Job No.: 5S3277 Length: 10.36 MPO: N Fund Cat: Taking Care Of System Sec Cat: Thin Lift Overlay Awd Date: Fall 19 Anticipated Fed Cat: STBG TIP #: Let With: Future Cost: 0 Estimate Total: 710	Pavement improvements from Rte. 32 to Rte. E in Dent County. Includes pavement improvements on Rte. JJ from Rte. 19 to the end of state maintenance.					Engineering:	3	2	52	0	0	0					
						R/W:	0	0	0	0	0	0					
						Construction:	0	0	653	0	0	0					
						FFOS:	0	0	0	0	0	0					
						Payments:	0	0	0	0	0	0					
County: Dent Route: RT FF Job No.: 5S3281 Length: 0.02 MPO: N Fund Cat: Taking Care Of System Sec Cat: Rehab And Reconst Awd Date: 2021 Anticipated Fed Cat: STBG TIP #: Let With: Future Cost: 0 Estimate Total: 808	Bridge improvements over Normal Creek. Project involves bridge P0290.					Engineering:	10	3	50	123	0	0					
						R/W:	0	0	10	0	0	0					
						Construction:	0	0	0	612	0	0					
						FFOS:	0	0	0	0	0	0					
						Payments:	0	0	0	0	0	0					
County: Gasconade Route: MO 100 Job No.: 5S3284 Length: 0.99 MPO: N Fund Cat: Taking Care Of System Sec Cat: Rehab And Reconst Awd Date: 2022 Anticipated Fed Cat: STBG TIP #: Let With: Future Cost: 0 Estimate Total: 3,512	Bridge rehabilitation over the Gasconade River. Project involves bridges A4735, A3878 on Rte. 50, A1411 on Rte. 89, A2550 on Rte. 42 and A3760 on Rte. 63.					Engineering:	200	2	2	54	334	0					
						R/W:	0	0	0	0	0	0					
						Construction:	0	0	0	0	2,920	0					
						FFOS:	0	0	0	0	0	0					
						Payments:	0	0	0	0	0	0					
County: Gasconade Route: MO 19 Job No.: 5P3293 Length: 18.92 MPO: N Fund Cat: Taking Care Of System Sec Cat: Thin Lift Overlay Awd Date: Fall 19 Anticipated Fed Cat: STBG TIP #: Let With: Future Cost: 0 Estimate Total: 608	Pavement and pedestrian facility improvements from Rte. 50 near Drake to the Missouri River bridge in Hermann.					Engineering:	3	3	39	0	0	0					
						R/W:	0	0	0	0	0	0					
						Construction:	0	0	563	0	0	0					
						FFOS:	0	0	0	0	0	0					
						Payments:	0	0	0	0	0	0					

* Subject to the approval of the Transportation Improvement Program by the governing Metropolitan Planning Organization.

May-24-2018

Section 4 - 13

District Central

Dollars in Thousands



2019-2023 Highway and Bridge Construction Schedule

Transportation Planning

P.O. Box 270
Jefferson City, MO 65102

Construction contingency applied to construction cost in the year the project is awarded.

Three percent project growth factor compounded annually is applied to right-of-way and construction costs in program years 2, 3, 4, and 5.

No inflation is applied to the Funding From Other Sources (FFOS) or Payments.

Engineering includes PE costs, CE costs and R/W incidentals.

Construction contingency applied to construction cost in the year the project is awarded. Three percent project growth factor compounded annually is applied to right-of-way and construction costs in program years 2, 3, 4, and 5. No inflation is applied to the Funding From Other Sources (FFOS) or Payments. Engineering includes PE costs, CE costs and R/W incidentals.										STATE FISCAL YEAR PROJECT BUDGETING					
										Prior Prog.	7/2018- 6/2019	7/2019- 6/2020	7/2020- 6/2021	7/2021- 6/2022	7/2022- 6/2023
County: Gasconade Route: RT A Job No.: 5S3242 Length: 0.04 MPO: N Fund Cat: Taking Care Of System Sec Cat: Rehab And Reconst Awd Date: 2020 TIP #: Let With: Anticipated Fed Cat: NHPP Future Cost: 0 Estimate Total: 1,296	Fed: 993 State: 249 Local: 0	Engineering: R/W: Construction: FFOS: Payments:	54 0 0 0 0 0	63 10 0 0 0 0	188 0 981 0 0 0	0 0 0 0 0 0	0 0 0 0 0 0	0 0 0 0 0 0							
County: Gasconade Route: RT A Job No.: 5S3351 Length: 21.90 MPO: N Fund Cat: Taking Care Of System Sec Cat: Thin Lift Overlay Awd Date: 2021 TIP #: Let With: Anticipated Fed Cat: STBG Future Cost: 0 Estimate Total: 938	AC-State: 752 State: 186 Local: 0	Engineering: R/W: Construction: FFOS: Payments:	0 0 0 0 0 0	1 0 0 0 0 0	4 1 0 0 0 0	62 0 870 0 0 0	0 0 0 0 0 0	0 0 0 0 0 0							
County: Gasconade Route: RT J Job No.: 5S3176 Length: 0.06 MPO: N Fund Cat: Taking Care Of System Sec Cat: Rehab And Reconst Awd Date: 2021 TIP #: Let With: Anticipated Fed Cat: NHPP Future Cost: 0 Estimate Total: 1,015	Fed: 710 State: 178 Local: 0	Engineering: R/W: Construction: FFOS: Payments:	127 0 0 0 0 0	5 0 0 0 0 0	25 10 0 0 0 0	115 0 733 0 0 0	0 0 0 0 0 0	0 0 0 0 0 0							
County: Gasconade Route: RT T Job No.: 5S3174 Length: 0.08 MPO: N Fund Cat: Taking Care Of System Sec Cat: Rehab And Reconst Awd Date: Winter 19 TIP #: Let With: Anticipated Fed Cat: STBG Future Cost: 0 Estimate Total: 2,523	AC-State: 1,886 State: 471 Local: 0	Engineering: R/W: Construction: FFOS: Payments:	166 0 0 0 0 0	529 10 1,818 0 0 0	0 0 0 0 0 0	0 0 0 0 0 0	0 0 0 0 0 0	0 0 0 0 0 0							
County: Gasconade Route: RT T Job No.: 5S3342 Length: 17.44 MPO: N Fund Cat: Taking Care Of System Sec Cat: Thin Lift Overlay Awd Date: 2021 TIP #: Let With: Anticipated Fed Cat: STBG Future Cost: 0 Estimate Total: 682	AC-State: 546 State: 136 Local: 0	Engineering: R/W: Construction: FFOS: Payments:	0 0 0 0 0 0	1 0 0 0 0 0	2 4 0 0 0 0	45 0 630 0 0 0	0 0 0 0 0 0	0 0 0 0 0 0							

* Subject to the approval of the Transportation Improvement Program by the governing Metropolitan Planning Organization.

May-24-2018

Section 4 - 14

District Central

Dollars in Thousands



2019-2023 Highway and Bridge Construction Schedule

Transportation Planning

P.O. Box 270
Jefferson City, MO 65102

Construction contingency applied to construction cost in the year the project is awarded.

Three percent project growth factor compounded annually is applied to right-of-way and construction costs in program years 2, 3, 4, and 5.

No inflation is applied to the Funding From Other Sources (FFOS) or Payments.

Engineering includes PE costs, CE costs and R/W incidentals.

Construction contingency applied to construction cost in the year the project is awarded. Three percent project growth factor compounded annually is applied to right-of-way and construction costs in program years 2, 3, 4, and 5. No inflation is applied to the Funding From Other Sources (FFOS) or Payments. Engineering includes PE costs, CE costs and R/W incidentals.										STATE FISCAL YEAR PROJECT BUDGETING					
										Prior Prog.	7/2018- 6/2019	7/2019- 6/2020	7/2020- 6/2021	7/2021- 6/2022	7/2022- 6/2023
County: Howard Route: US 40 Job No.: 5S3330 Length: 0.15 MPO: N Fund Cat: Taking Care Of System Fed: 2,493 State: 622 Local: 0 Sec Cat: Rehab And Reconst Awd Date: 2023 Anticipated Fed Cat: NHPP TIP #: Let With: Future Cost: 0 Estimate Total: 3,115	Engineering: R/W: Construction: FFOS: Payments:	0 0 0 0 0 0	2 0 0 0 0 0	5 0 0 0 0 0	5 0 0 0 0 0	6 11 0 0 0 0	88 0 2,998 0 0 0								
County: Howard Route: MO 87 Job No.: 5P3258 Length: 22.23 MPO: N Fund Cat: Taking Care Of System AC-State: 3,711 State: 928 Local: 0 Sec Cat: Thin Lift Overlay Awd Date: Fall 18 Anticipated Fed Cat: STBG TIP #: Let With: Future Cost: 0 Estimate Total: 4,739	Engineering: R/W: Construction: FFOS: Payments:	100 0 0 0 0 0	781 5 3,853 0 0 0	0 0 0 0 0 0	0 0 0 0 0 0	0 0 0 0 0 0	0 0 0 0 0 0								
County: Howard Route: RT EE Job No.: 5S3248 Length: 0.10 MPO: N Fund Cat: Taking Care Of System AC-State: 499 State: 125 Local: 0 Sec Cat: Rehab And Reconst Awd Date: Fall 19 Anticipated Fed Cat: STBG TIP #: Let With: Future Cost: 0 Estimate Total: 634	Engineering: R/W: Construction: FFOS: Payments:	10 0 0 0 0 0	20 0 0 0 0 0	82 0 522 0 0 0	0 0 0 0 0 0	0 0 0 0 0 0	0 0 0 0 0 0								
County: Howard Route: RT W Job No.: 5S3319 Length: 36.85 MPO: N Fund Cat: Taking Care Of System AC-State: 4,988 State: 1,247 Local: 0 Sec Cat: Thin Lift Overlay Awd Date: 2021 Anticipated Fed Cat: STBG TIP #: Let With: Future Cost: 0 Estimate Total: 6,235	Engineering: R/W: Construction: FFOS: Payments:	0 0 0 0 0 0	100 0 0 0 0 0	174 1 0 0 0 0	881 0 5,079 0 0 0	0 0 0 0 0 0	0 0 0 0 0 0								
County: Howard Route: RT Z Job No.: 5S3238 Length: 0.10 MPO: N Fund Cat: Taking Care Of System AC-State: 573 State: 143 Local: 0 Sec Cat: Rehab And Reconst Awd Date: Fall 19 Anticipated Fed Cat: STBG TIP #: Let With: Future Cost: 0 Estimate Total: 736	Engineering: R/W: Construction: FFOS: Payments:	20 0 0 0 0 0	21 1 0 0 0 0	133 0 561 0 0 0	0 0 0 0 0 0	0 0 0 0 0 0	0 0 0 0 0 0								

* Subject to the approval of the Transportation Improvement Program by the governing Metropolitan Planning Organization.

May-24-2018

Section 4 - 15

District Central

Dollars in Thousands



2019-2023 Highway and Bridge Construction Schedule

Transportation Planning

P.O. Box 270
Jefferson City, MO 65102

Construction contingency applied to construction cost in the year the project is awarded.

Three percent project growth factor compounded annually is applied to right-of-way and construction costs in program years 2, 3, 4, and 5.

No inflation is applied to the Funding From Other Sources (FFOS) or Payments.

Engineering includes PE costs, CE costs and R/W incidentals.

Construction contingency applied to construction cost in the year the project is awarded. Three percent project growth factor compounded annually is applied to right-of-way and construction costs in program years 2, 3, 4, and 5. No inflation is applied to the Funding From Other Sources (FFOS) or Payments. Engineering includes PE costs, CE costs and R/W incidentals.										STATE FISCAL YEAR PROJECT BUDGETING					
										Prior Prog.	7/2018- 6/2019	7/2019- 6/2020	7/2020- 6/2021	7/2021- 6/2022	7/2022- 6/2023
County: Laclede Route: MO 32 Job No.: 5P3332 Length: 0.13 MPO: N Fund Cat: Taking Care Of System Sec Cat: Rehab And Reconst Awd Date: 2022 Anticipated Fed Cat: NHPP TIP #: Let With: Future Cost: 0 Estimate Total: 923	Bridge replacement over Mill Creek. Project involves bridge T0672.				Engineering: 0 R/W: 0 Construction: 0 FFOS: 0 Payments: 0	5 0 0 0 0	5 0 0 0 0	101 11 0 0 0	75 0 726 0 0	0 0 0 0 0					
County: Laclede Route: IS 44 Job No.: 0I3005Q Length: 112.21 MPO: N Fund Cat: Statewide Interstate And Major Bridge Sec Cat: Preventive Maint Awd Date: Spring 19 Anticipated Fed Cat: NHPP TIP #: Let With: Future Cost: 0 Estimate Total: 380	Job Order Contracting for asphalt pavement repair in Laclede, Pulaski, Phelps and Crawford Counties.				Engineering: 0 R/W: 0 Construction: 0 FFOS: 0 Payments: 0	30 0 350 0 0	0 0 0 0 0	0 0 0 0 0	0 0 0 0 0	0 0 0 0 0					
County: Laclede Route: IS 44 Job No.: 0I3005R Length: 112.21 MPO: N Fund Cat: Statewide Interstate And Major Bridge Sec Cat: Preventive Maint Awd Date: Spring 19 Anticipated Fed Cat: NHPP TIP #: Let With: Future Cost: 0 Estimate Total: 166	Job Order Contracting for concrete pavement repair in Laclede, Pulaski, Phelps and Crawford Counties.				Engineering: 0 R/W: 0 Construction: 0 FFOS: 0 Payments: 0	16 0 150 0 0	0 0 0 0 0	0 0 0 0 0	0 0 0 0 0	0 0 0 0 0					
County: Laclede Route: IS 44 Job No.: 5I3211 Length: 33.39 MPO: N Fund Cat: Taking Care Of System Sec Cat: Preventive Maint Awd Date: Fall 19 Anticipated Fed Cat: NHPP TIP #: Let With: Future Cost: 0 Estimate Total: 16,698	Pavement improvements on the eastbound and westbound lanes from Webster County to Pulaski County.				Engineering: 60 R/W: 0 Construction: 0 FFOS: 0 Payments: 0	40 0 0 0 0	1,099 0 15,499 0 0	0 0 0 0 0	0 0 0 0 0	0 0 0 0 0					
County: Laclede Route: IS 44 Job No.: 5I3302 Length: 112.22 MPO: Y Fund Cat: Safety (Statewide) Sec Cat: Safety Awd Date: 2020 Anticipated Fed Cat: Safety TIP #: Let With: Future Cost: 0 Estimate Total: 652	Safety improvements for wrong way countermeasures at various ramp locations.				Engineering: 0 R/W: 0 Construction: 0 FFOS: 0 Payments: 0	10 0 0 0 0	67 0 575 0 0	0 0 0 0 0	0 0 0 0 0	0 0 0 0 0					

* Subject to the approval of the Transportation Improvement Program by the governing Metropolitan Planning Organization.

May-24-2018

Section 4 - 16

District Central

Dollars in Thousands



2019-2023 Highway and Bridge Construction Schedule

Transportation Planning

P.O. Box 270
Jefferson City, MO 65102

Construction contingency applied to construction cost in the year the project is awarded.

Three percent project growth factor compounded annually is applied to right-of-way and construction costs in program years 2, 3, 4, and 5.

No inflation is applied to the Funding From Other Sources (FFOS) or Payments.

Engineering includes PE costs, CE costs and R/W incidentals.

Construction contingency applied to construction cost in the year the project is awarded. Three percent project growth factor compounded annually is applied to right-of-way and construction costs in program years 2, 3, 4, and 5. No inflation is applied to the Funding From Other Sources (FFOS) or Payments. Engineering includes PE costs, CE costs and R/W incidentals.							STATE FISCAL YEAR PROJECT BUDGETING					
							Prior Prog.	7/2018- 6/2019	7/2019- 6/2020	7/2020- 6/2021	7/2021- 6/2022	7/2022- 6/2023
County: Laclede Route: IS 44 Job No.: 5I3324 Length: 0.10 MPO: N Fund Cat: Taking Care Of System												

* Subject to the approval of the Transportation Improvement Program by the governing Metropolitan Planning Organization.

May-24-2018

Section 4 - 17

District Central

Dollars in Thousands



2019-2023 Highway and Bridge Construction Schedule

Transportation Planning

P.O. Box 270
Jefferson City, MO 65102

Construction contingency applied to construction cost in the year the project is awarded.

Three percent project growth factor compounded annually is applied to right-of-way and construction costs in program years 2, 3, 4, and 5.

No inflation is applied to the Funding From Other Sources (FFOS) or Payments.

Engineering includes PE costs, CE costs and R/W incidentals.

Construction contingency applied to construction cost in the year the project is awarded. Three percent project growth factor compounded annually is applied to right-of-way and construction costs in program years 2, 3, 4, and 5. No inflation is applied to the Funding From Other Sources (FFOS) or Payments. Engineering includes PE costs, CE costs and R/W incidentals.										STATE FISCAL YEAR PROJECT BUDGETING					
										Prior Prog.	7/2018- 6/2019	7/2019- 6/2020	7/2020- 6/2021	7/2021- 6/2022	7/2022- 6/2023
County: Maries Route: RT N Job No.: 5S3282 Length: 0.06 MPO: N Fund Cat: Taking Care Of System Sec Cat: Rehab And Reconst Awd Date: 2021 Anticipated Fed Cat: STBG TIP #: Let With: Future Cost: 0 Estimate Total: 526	Bridge improvements over Rogers Creek. Project involves bridge A2002.				Engineering: 50 R/W: 0 Construction: 0 FFOS: 0 Payments: 0	5 0 0 0 0	10 0 0 0 0	55 0 406 0 0	0 0 0 0 0	0 0 0 0 0					
County: Miller Route: MO 17 Job No.: 5P3197 Length: 49.56 MPO: N Fund Cat: Taking Care Of System Sec Cat: Thin Lift Overlay Awd Date: Winter 19 Anticipated Fed Cat: STBG TIP #: Let With: Future Cost: 0 Estimate Total: 2,880	Pavement resurfacing from Rte. 42 to I-44 Spur and from I-44 to Rte. 32 in Texas County. Two disconnected sections.				Engineering: 4 R/W: 0 Construction: 0 FFOS: 0 Payments: 0	202 0 2,674 0 0	0 0 0 0 0	0 0 0 0 0	0 0 0 0 0	0 0 0 0 0					
County: Miller Route: MO 17 Job No.: 5P3326 Length: 34.04 MPO: N Fund Cat: Taking Care Of System Sec Cat: Thin Lift Overlay Awd Date: 2022 Anticipated Fed Cat: STBG TIP #: Let With: Future Cost: 0 Estimate Total: 1,875	Pavement improvements from Rte. 52 intersection to Rte. 42. Includes Rte. 52 from Rte. 17 to Rte. 133.				Engineering: 0 R/W: 0 Construction: 0 FFOS: 0 Payments: 0	1 0 0 0 0	1 0 0 0 0	9 0 0 0 0	121 0 1,743 0 0	0 0 0 0 0					
County: Miller Route: MO 42 Job No.: 5P3328 Length: 43.70 MPO: N Fund Cat: Taking Care Of System Sec Cat: Thin Lift Overlay Awd Date: 2022 Anticipated Fed Cat: STBG TIP #: Let With: Future Cost: 0 Estimate Total: 8,643	Pavement and shoulder improvements from East Osage Beach Parkway to Rte. 17. Includes Rte. 7 from Rte. 5 to Rte. 133.				Engineering: 0 R/W: 0 Construction: 0 FFOS: 0 Payments: 0	5 0 0 0 0	5 0 0 0 0	295 11 0 0 0	1,291 0 7,036 0 0	0 0 0 0 0					
County: Miller Route: US 54 Job No.: 5P3181 Length: 0.88 MPO: N Fund Cat: Flexible & Other Sec Cat: System Expansion Awd Date: Summer 19 Anticipated Fed Cat: STBG TIP #: Let With: Future Cost: 0 Estimate Total: 14,137	Add interchange and replace signals at Bagnell Dam Boulevard and Osage Hills Road. \$1,760,000 Open Container funds.				Engineering: 175 R/W: 0 Construction: 0 FFOS: 0 Payments: 0	110 2,197 0 1,760 0	1,838 0 9,817 0 0	0 0 0 0 0	0 0 0 0 0	0 0 0 0 0					

* Subject to the approval of the Transportation Improvement Program by the governing Metropolitan Planning Organization.

May-24-2018

Section 4 - 18

District Central

Dollars in Thousands



2019-2023 Highway and Bridge Construction Schedule

Transportation Planning

P.O. Box 270
Jefferson City, MO 65102

Construction contingency applied to construction cost in the year the project is awarded.

Three percent project growth factor compounded annually is applied to right-of-way and construction costs in program years 2, 3, 4, and 5.

No inflation is applied to the Funding From Other Sources (FFOS) or Payments.

Engineering includes PE costs, CE costs and R/W incidentals.

						STATE FISCAL YEAR PROJECT BUDGETING					
						Prior Prog.	7/2018-6/2019	7/2019-6/2020	7/2020-6/2021	7/2021-6/2022	7/2022-6/2023
County:	Miller	Bridge rehabilitation and painting in Miller County and one bridge in Cole County.				Engineering:	375	369	0	0	0
Route:	US 54	Project involves bridges A2749, A2750, A2751, A2678, A2679, A1675 and twin bridges				R/W:	0	0	0	0	0
Job No.:	5P3185	A2752. Also involves bridge A2868 in Cole County.				Construction:	0	4,515	0	0	0
Length:	0.50	MPO:	N			FFOS:	0	0	0	0	0
Fund Cat:	Taking Care Of System	Fed:	3,907	State:	977	Local:	0				
Sec Cat:	Preventive Maint	Awd Date:	Summer 18	Anticipated Fed Cat:	NHPP		Payments:	0	0	0	0
TIP #:	Let With:	Future Cost:	0	Estimate Total:	5,259						
County:	Miller	Bridge improvements at Bagnell Dam. Project involves bridge L1003.				Engineering:	2	2	68	224	0
Route:	BU 54					R/W:	0	0	0	0	0
Job No.:	5S3239					Construction:	0	0	0	1,164	0
Length:	0.50	MPO:	N			FFOS:	0	0	0	0	0
Fund Cat:	Taking Care Of System	AC-State:	1,166	State:	292	Local:	0				
Sec Cat:	Rehab And Reconst	Awd Date:	2021	Anticipated Fed Cat:	STBG		Payments:	0	0	0	0
TIP #:	Let With:	Future Cost:	0	Estimate Total:	1,460						
County:	Miller	Bridge rehabilitation over Deane Creek. Project involves bridge A1953.				Engineering:	10	50	107	0	0
Route:	RT C					R/W:	0	0	0	0	0
Job No.:	5S3263					Construction:	0	0	646	0	0
Length:	0.08	MPO:	N			FFOS:	0	0	0	0	0
Fund Cat:	Taking Care Of System	AC-State:	642	State:	161	Local:	0				
Sec Cat:	Rehab And Reconst	Awd Date:	2020	Anticipated Fed Cat:	STBG		Payments:	0	0	0	0
TIP #:	Let With:	Future Cost:	0	Estimate Total:	813						
County:	Miller	Pavement and shoulder improvements from Rte. 42 to Rte. 133/Rte. 17 in Crocker.				Engineering:	5	35	345	0	0
Route:	RT U	Includes Rte. M from Rte. 63 to Rte. J in Phelps Co. and Rte. T from Rte. 133 to Rte. 17				R/W:	0	5	0	0	0
Job No.:	5S3280	near Waynesville. Potential pedestrian facility improvements in Crocker.				Construction:	0	0	4,156	0	0
Length:	37.20	MPO:	N			FFOS:	0	0	0	0	0
Fund Cat:	Taking Care Of System	Fed:	3,633	State:	908	Local:	0				
Sec Cat:	Thin Lift Overlay	Awd Date:	Fall 19	Anticipated Fed Cat:	STBG		Payments:	0	0	0	0
TIP #:	Let With:	Future Cost:	0	Estimate Total:	4,546						
County:	Moniteau	Pavement and ADA Transition Plan improvements from 0.1 mile south of Bus. 50 to Rte. 50 in California. Includes pedestrian facility improvements.				Engineering:	1	2	39	0	0
Route:	MO 87					R/W:	0	1	0	0	0
Job No.:	5S3267					Construction:	0	0	452	0	0
Length:	1.12	MPO:	N			FFOS:	0	0	0	0	0
Fund Cat:	Taking Care Of System	AC-State:	396	State:	98	Local:	0				
Sec Cat:	Thin Lift Overlay	Awd Date:	Fall 19	Anticipated Fed Cat:	STBG		Payments:	0	0	0	0
TIP #:	Let With:	Future Cost:	0	Estimate Total:	495						

* Subject to the approval of the Transportation Improvement Program by the governing Metropolitan Planning Organization.

May-24-2018

Section 4 - 19

District Central

Dollars in Thousands



2019-2023 Highway and Bridge Construction Schedule

Transportation Planning

P.O. Box 270
Jefferson City, MO 65102

Construction contingency applied to construction cost in the year the project is awarded.

Three percent project growth factor compounded annually is applied to right-of-way and construction costs in program years 2, 3, 4, and 5.

No inflation is applied to the Funding From Other Sources (FFOS) or Payments.

Engineering includes PE costs, CE costs and R/W incidentals.

Construction contingency applied to construction cost in the year the project is awarded. Three percent project growth factor compounded annually is applied to right-of-way and construction costs in program years 2, 3, 4, and 5. No inflation is applied to the Funding From Other Sources (FFOS) or Payments. Engineering includes PE costs, CE costs and R/W incidentals.													STATE FISCAL YEAR PROJECT BUDGETING						
													Prior Prog.	7/2018- 6/2019	7/2019- 6/2020	7/2020- 6/2021	7/2021- 6/2022	7/2022- 6/2023	
County: Moniteau	Bridge improvements over Medlen Creek and Burris Fork Creek. Project involves bridges												Engineering:	75	76	248	0	0	0
Route: RT CC	A1836 and A1837.												R/W:	0	1	0	0	0	0
Job No.: 5S3288													Construction:	0	0	1,296	0	0	0
Length: 0.06	MPO: N												FFOS:	0	0	0	0	0	0
Fund Cat: Taking Care Of System	Fed: 1,297 State: 324 Local: 0												Payments:	0	0	0	0	0	0
Sec Cat: Rehab And Reconst	Awd Date: Fall 19 Anticipated Fed Cat: NHPP																		
TIP #:	Let With: Future Cost: 0 Estimate Total: 1,696																		
County: Moniteau	Bridge rehabilitation over Moreau Creek. Project involves bridge R0435.												Engineering:	184	512	0	0	0	0
Route: RT E													R/W:	10	0	0	0	0	0
Job No.: 5S3168													Construction:	0	1,921	0	0	0	0
Length: 0.06	MPO: N												FFOS:	0	0	0	0	0	0
Fund Cat: Taking Care Of System	Fed: 1,947 State: 486 Local: 0												Payments:	0	0	0	0	0	0
Sec Cat: Rehab And Reconst	Awd Date: Fall 18 Anticipated Fed Cat: NHPP																		
TIP #:	Let With: Future Cost: 0 Estimate Total: 2,627																		
County: Morgan	Pavement improvement from MO 52 in Stover to MO 5 in Laurie.												Engineering:	0	2	2	16	192	0
Route: MO 135													R/W:	0	0	0	0	0	0
Job No.: 5P3329													Construction:	0	0	0	0	2,812	0
Length: 40.58	MPO: N												FFOS:	0	0	0	0	0	0
Fund Cat: Taking Care Of System	AC-State: 2,420 State: 604 Local: 0												Payments:	0	0	0	0	0	0
Sec Cat: Thin Lift Overlay	Awd Date: 2022 Anticipated Fed Cat: STBG																		
TIP #:	Let With: Future Cost: 0 Estimate Total: 3,024																		
County: Morgan	Pavement improvements from Rte. W to south of Rte. 7.												Engineering:	34	1	12	466	0	0
Route: MO 5													R/W:	0	0	0	0	0	0
Job No.: 5P3044													Construction:	0	0	0	7,171	0	0
Length: 29.47	MPO: N												FFOS:	0	0	0	0	0	0
Fund Cat: Taking Care Of System	AC-State: 6,121 State: 1,529 Local: 0												Payments:	0	0	0	0	0	0
Sec Cat: Thin Lift Overlay	Awd Date: 2021 Anticipated Fed Cat: STBG																		
TIP #:	Let With: Future Cost: 0 Estimate Total: 7,684																		
County: Morgan	Pavement resurfacing from Pettis County to 0.1 mile west of Bus. 50 West in California.												Engineering:	5	10	3	364	0	0
Route: US 50													R/W:	0	0	0	0	0	0
Job No.: 5P3272													Construction:	0	0	0	4,853	0	0
Length: 23.88	MPO: N												FFOS:	0	0	0	0	0	0
Fund Cat: Taking Care Of System	AC-State: 4,183 State: 1,047 Local: 0												Payments:	0	0	0	0	0	0
Sec Cat: Thin Lift Overlay	Awd Date: 2021 Anticipated Fed Cat: NHPP																		
TIP #:	Let With: Future Cost: 0 Estimate Total: 5,235																		

* Subject to the approval of the Transportation Improvement Program by the governing Metropolitan Planning Organization.

May-24-2018

Section 4 - 20

District Central

Dollars in Thousands



2019-2023 Highway and Bridge Construction Schedule

Transportation Planning

P.O. Box 270
Jefferson City, MO 65102

Construction contingency applied to construction cost in the year the project is awarded.

Three percent project growth factor compounded annually is applied to right-of-way and construction costs in program years 2, 3, 4, and 5.

No inflation is applied to the Funding From Other Sources (FFOS) or Payments.

Engineering includes PE costs, CE costs and R/W incidentals.

Construction contingency applied to construction cost in the year the project is awarded. Three percent project growth factor compounded annually is applied to right-of-way and construction costs in program years 2, 3, 4, and 5. No inflation is applied to the Funding From Other Sources (FFOS) or Payments. Engineering includes PE costs, CE costs and R/W incidentals.							STATE FISCAL YEAR PROJECT BUDGETING					
							Prior Prog.	7/2018- 6/2019	7/2019- 6/2020	7/2020- 6/2021	7/2021- 6/2022	7/2022- 6/2023
County: Morgan Route: RT C Job No.: 5S3259 Length: 38.55 MPO: Y Fund Cat: Taking Care Of System Sec Cat: Thin Lift Overlay TIP #: Let With: 5S3311	Pavement resurfacing from Rte. 52 near Versailles to Jefferson City. Including Jefferson Street and Christy Drive. Project involves bridge A2914.						Engineering: 40	1,301	0	0	0	0
							R/W: 0	0	0	0	0	0
							Construction: 0	6,033	0	0	0	0
							FFOS: 0	0	0	0	0	0
							Payments: 0	0	0	0	0	0
County: Morgan Route: RT J Job No.: 5S3327 Length: 8.02 MPO: N Fund Cat: Taking Care Of System Sec Cat: Thin Lift Overlay TIP #: Let With:	Pavement improvement from Rte. 5 to Rte. 135 and Rte. 135 to end of state maintenance.						Engineering: 0	2	52	272	0	0
							R/W: 0	0	5	0	0	0
							Construction: 0	0	0	1,409	0	0
							FFOS: 0	0	0	0	0	0
							Payments: 0	0	0	0	0	0
County: Morgan Route: RT T Job No.: 5S3266 Length: 27.86 MPO: N Fund Cat: Taking Care Of System Sec Cat: Thin Lift Overlay TIP #: Let With:	Pavement resurfacing, add shoulders and add rumblestrips from Rte. 52 to end of state maintenance. Includes Rte. W from 1.1 miles east of Rte. 52 in Versailles to Rte. Y in Miller County. \$2,163,000 Open Container funds.						Engineering: 100	190	1,138	0	0	0
							R/W: 0	10	0	0	0	0
							Construction: 0	0	5,936	0	0	0
							FFOS: 0	0	2,163	0	0	0
							Payments: 0	0	0	0	0	0
County: Osage Route: MO 100 Job No.: 5S3243 Length: 0.02 MPO: N Fund Cat: Taking Care Of System Sec Cat: Rehab And Reconst TIP #: Let With:	Bridge improvements over Shawnee Creek. Project involves bridge L0194.						Engineering: 23	30	83	0	0	0
							R/W: 0	10	0	0	0	0
							Construction: 0	0	424	0	0	0
							FFOS: 0	0	0	0	0	0
							Payments: 0	0	0	0	0	0
County: Osage Route: MO 100 Job No.: 5S3283 Length: 0.08 MPO: N Fund Cat: Taking Care Of System Sec Cat: Rehab And Reconst TIP #: Let With:	Bridge replacement over Deer Creek. Project involves bridge A1822.						Engineering: 50	1	1	40	132	0
							R/W: 0	0	0	0	0	0
							Construction: 0	0	0	0	769	0
							FFOS: 0	0	0	0	0	0
							Payments: 0	0	0	0	0	0

* Subject to the approval of the Transportation Improvement Program by the governing Metropolitan Planning Organization.

May-24-2018

Section 4 - 21

District Central

Dollars in Thousands



2019-2023 Highway and Bridge Construction Schedule

Transportation Planning

P.O. Box 270
Jefferson City, MO 65102

Construction contingency applied to construction cost in the year the project is awarded.

Three percent project growth factor compounded annually is applied to right-of-way and construction costs in program years 2, 3, 4, and 5.

No inflation is applied to the Funding From Other Sources (FFOS) or Payments.

Engineering includes PE costs, CE costs and R/W incidentals.

Construction contingency applied to construction cost in the year the project is awarded. Three percent project growth factor compounded annually is applied to right-of-way and construction costs in program years 2, 3, 4, and 5. No inflation is applied to the Funding From Other Sources (FFOS) or Payments. Engineering includes PE costs, CE costs and R/W incidentals.											STATE FISCAL YEAR PROJECT BUDGETING							
											Prior Prog.	7/2018- 6/2019	7/2019- 6/2020	7/2020- 6/2021	7/2021- 6/2022	7/2022- 6/2023		
County: Osage	Repair slide at Dooling Creek 0.4 mile east of Rte. 89 at Chamois.										Engineering:	20	99	0	0	0	0	
Route: MO 100											R/W:	0	2	0	0	0	0	
Job No.: 5S3306											Construction:	0	586	0	0	0	0	
Length: 0.08	MPO: N											FFOS:	0	440	0	0	0	0
Fund Cat: Taking Care Of System	AC-State: 550 State: 137 Local: 0										Payments:	0	0	0	0	0	0	
Sec Cat: Routine Maintenance	Awd Date: Fall 18	Anticipated Fed Cat: STBG																
TIP #: 	Let With: 	Future Cost: 0 Estimate Total: 707																
County: Osage	Bridge improvement over Cedar Creek. Project involves bridge A1848.										Engineering:	0	2	3	75	185	0	
Route: MO 100											R/W:	0	0	0	0	0	0	
Job No.: 5S3348											Construction:	0	0	0	0	908	0	
Length: 0.03	MPO: N											FFOS:	0	0	0	0	0	0
Fund Cat: Taking Care Of System	Fed: 938 State: 235 Local: 0										Payments:	0	0	0	0	0	0	
Sec Cat: Rehab And Reconst	Awd Date: 2022	Anticipated Fed Cat: NHPP																
TIP #: 	Let With: 	Future Cost: 0 Estimate Total: 1,173																
County: Osage	Widen intersection and add turn lane at the Rte. 133 intersection near Westphalia.										Engineering:	40	164	0	0	0	0	
Route: US 63											R/W:	0	30	0	0	0	0	
Job No.: 5P3186											Construction:	0	816	0	0	0	0	
Length: 0.33	MPO: N											FFOS:	0	0	0	0	0	0
Fund Cat: Safety	Fed: 908 State: 102 Local: 0										Payments:	0	0	0	0	0	0	
Sec Cat: Safety	Awd Date: Fall 18	Anticipated Fed Cat: Safety																
TIP #: 	Let With: 5P3233	Future Cost: 0 Estimate Total: 1,050																
County: Osage	Pavement resurfacing 0.5 mile south of Rte. 50 in Osage County to south of Rte. 28 north junction.										Engineering:	29	392	0	0	0	0	
Route: US 63											R/W:	0	5	0	0	0	0	
Job No.: 5P3233											Construction:	0	4,423	0	0	0	0	
Length: 28.74	MPO: N											FFOS:	0	0	0	0	0	0
Fund Cat: Taking Care Of System	Fed: 3,855 State: 965 Local: 0										Payments:	0	0	0	0	0	0	
Sec Cat: Thin Lift Overlay	Awd Date: Fall 18	Anticipated Fed Cat: NHPP																
TIP #: 	Let With: 5P3186	Future Cost: 0 Estimate Total: 4,849																
County: Osage	Bridge improvement over Swan Creek. Project involves bridge A1410.										Engineering:	0	2	2	45	108	0	
Route: MO 89											R/W:	0	0	0	0	0	0	
Job No.: 5S3344											Construction:	0	0	0	0	541	0	
Length: 0.05	MPO: N											FFOS:	0	0	0	0	0	0
Fund Cat: Taking Care Of System	AC-State: 559 State: 139 Local: 0										Payments:	0	0	0	0	0	0	
Sec Cat: Rehab And Reconst	Awd Date: 2022	Anticipated Fed Cat: NHPP																
TIP #: 	Let With: 	Future Cost: 0 Estimate Total: 698																

* Subject to the approval of the Transportation Improvement Program by the governing Metropolitan Planning Organization.

May-24-2018

Section 4 - 22

District Central

Dollars in Thousands



2019-2023 Highway and Bridge Construction Schedule

Transportation Planning

P.O. Box 270
Jefferson City, MO 65102

Construction contingency applied to construction cost in the year the project is awarded.

Three percent project growth factor compounded annually is applied to right-of-way and construction costs in program years 2, 3, 4, and 5.

No inflation is applied to the Funding From Other Sources (FFOS) or Payments.

Engineering includes PE costs, CE costs and R/W incidentals.

Construction contingency applied to construction cost in the year the project is awarded. Three percent project growth factor compounded annually is applied to right-of-way and construction costs in program years 2, 3, 4, and 5. No inflation is applied to the Funding From Other Sources (FFOS) or Payments. Engineering includes PE costs, CE costs and R/W incidentals.												STATE FISCAL YEAR PROJECT BUDGETING					
												Prior Prog.	7/2018- 6/2019	7/2019- 6/2020	7/2020- 6/2021	7/2021- 6/2022	7/2022- 6/2023
County: Osage Route: RT C Job No.: 5S3339 Length: 17.92 MPO: N Fund Cat: Taking Care Of System Sec Cat: Thin Lift Overlay TIP #: Let With: AC-State: 709 State: 178 Local: 0 Awd Date: Fall 18 Anticipated Fed Cat: STBG Future Cost: 0 Estimate Total: 887	Engineering: R/W: Construction: FFOS: Payments:	0 0 0 0 0 0	68 0 819 0 0 0	0 0 0 0 0 0	0 0 0 0 0 0	0 0 0 0 0 0											
County: Osage Route: RT D Job No.: 5S3250 Length: 0.03 MPO: N Fund Cat: Taking Care Of System Sec Cat: Rehab And Reconst TIP #: Let With: Fed: 581 State: 146 Local: 0 Awd Date: 2020 Anticipated Fed Cat: NHPP Future Cost: 0 Estimate Total: 762	Engineering: R/W: Construction: FFOS: Payments:	35 0 0 0 0 0	33 0 0 0 0 0	110 0 584 0 0 0	0 0 0 0 0 0	0 0 0 0 0 0											
County: Osage Route: RT N Job No.: 5S3264 Length: 0.16 MPO: N Fund Cat: Taking Care Of System Sec Cat: Rehab And Reconst TIP #: Let With: AC-State: 764 State: 191 Local: 0 Awd Date: 2021 Anticipated Fed Cat: STBG Future Cost: 0 Estimate Total: 1,009	Engineering: R/W: Construction: FFOS: Payments:	54 0 0 0 0 0	1 0 0 0 0 0	65 10 0 0 0 0	153 0 726 0 0 0	0 0 0 0 0 0											
County: Osage Route: RT T Job No.: 5S3279 Length: 18.39 MPO: N Fund Cat: Taking Care Of System Sec Cat: Thin Lift Overlay TIP #: Let With: AC-State: 752 State: 188 Local: 0 Awd Date: Fall 19 Anticipated Fed Cat: STBG Future Cost: 0 Estimate Total: 943	Engineering: R/W: Construction: FFOS: Payments:	3 0 0 0 0 0	2 0 0 0 0 0	68 0 870 0 0 0	0 0 0 0 0 0	0 0 0 0 0 0											
County: Osage Route: RT U Job No.: 5S3354 Length: 14.70 MPO: N Fund Cat: Taking Care Of System Sec Cat: Thin Lift Overlay TIP #: Let With: AC-State: 2,556 State: 639 Local: 0 Awd Date: 2021 Anticipated Fed Cat: STBG Future Cost: 0 Estimate Total: 3,195	Engineering: R/W: Construction: FFOS: Payments:	0 0 0 0 0 0	12 0 0 0 0 0	73 15 0 0 0 0	505 0 2,590 0 0 0	0 0 0 0 0 0											

* Subject to the approval of the Transportation Improvement Program by the governing Metropolitan Planning Organization.

May-24-2018

Section 4 - 23

District Central

Dollars in Thousands



2019-2023 Highway and Bridge Construction Schedule

Transportation Planning

P.O. Box 270
Jefferson City, MO 65102

Construction contingency applied to construction cost in the year the project is awarded.

Three percent project growth factor compounded annually is applied to right-of-way and construction costs in program years 2, 3, 4, and 5.

No inflation is applied to the Funding From Other Sources (FFOS) or Payments.

Engineering includes PE costs, CE costs and R/W incidentals.

Construction contingency applied to construction cost in the year the project is awarded. Three percent project growth factor compounded annually is applied to right-of-way and construction costs in program years 2, 3, 4, and 5. No inflation is applied to the Funding From Other Sources (FFOS) or Payments. Engineering includes PE costs, CE costs and R/W incidentals.												STATE FISCAL YEAR PROJECT BUDGETING					
												Prior Prog.	7/2018- 6/2019	7/2019- 6/2020	7/2020- 6/2021	7/2021- 6/2022	7/2022- 6/2023
County: Phelps Route: OR 44 Job No.: 5S3364 Length: 2.74 MPO: N Fund Cat: Taking Care Of System Sec Cat: Rehab And Reconst TIP #: Let With: AC-State: 244 State: 61 Local: 0 Awd Date: Fall 18 Anticipated Fed Cat: STBG Future Cost: 0 Estimate Total: 305	Pavement resurfacing and upgrade guardrail on Arlington Road from Doolittle to 0.3 mile east of Gasconade River.					Engineering: 0 R/W: 0 Construction: 0 FFOS: 0 Payments: 0	31 0 274 0 0	0 0 0 0 0	0 0 0 0 0	0 0 0 0 0							
County: Phelps Route: US 63 Job No.: 5P3116 Length: 4.51 MPO: N Fund Cat: Taking Care Of System Sec Cat: Thin Lift Overlay TIP #: Let With: 5P3129 Fed: 2,247 State: 561 Local: 0 Awd Date: Summer 18 Anticipated Fed Cat: NHPP Future Cost: 0 Estimate Total: 2,845	Pavement resurfacing from 0.8 mile north of I-44 to 0.7 mile south of Rte. CC in Rolla. To be let in combination with 5P3129. \$19,000 Earmark MO244.					Engineering: 37 R/W: 0 Construction: 0 FFOS: 0 Payments: 0	158 0 2,650 0 0	0 0 0 0 0	0 0 0 0 0	0 0 0 0 0							
County: Phelps Route: US 63 Job No.: 5P3129 Length: 4.51 MPO: N Fund Cat: Taking Care Of System Sec Cat: N- Ada Trans TIP #: Let With: 5P3116 Fed: 1,844 State: 60 Local: 402 Awd Date: Summer 18 Anticipated Fed Cat: NHPP Future Cost: 0 Estimate Total: 2,579	Upgrade pedestrian facilities to comply with ADA Transition Plan from 0.8 mile north of I-44 to 0.7 mile south of Rte. CC in Rolla. \$650,000 Statewide Transportation Alternatives funds, \$232,000 Earmark MO244, \$402,000 Rolla.					Engineering: 219 R/W: 54 Construction: 0 FFOS: 32 Payments: 0	252 0 2,054 1,020 0	0 0 0 0 0	0 0 0 0 0	0 0 0 0 0							
County: Phelps Route: MO 68 Job No.: 5P3236 Length: 36.99 MPO: N Fund Cat: Taking Care Of System Sec Cat: Thin Lift Overlay TIP #: Let With: Fed: 3,815 State: 954 Local: 0 Awd Date: Fall 19 Anticipated Fed Cat: STBG Future Cost: 0 Estimate Total: 4,790	Pavement and shoulder improvements from Rte. 8 to Rte. 19 near Salem. Includes Rte. B from Rte. 19 to Rte. 72 and Rte. HH from Rte. 32 to the end of state maintenance.					Engineering: 21 R/W: 0 Construction: 0 FFOS: 0 Payments: 0	30 10 0 0 0	354 0 4,375 0 0	0 0 0 0 0	0 0 0 0 0							
County: Phelps Route: RT B Job No.: 5S3350 Length: 0.04 MPO: N Fund Cat: Taking Care Of System Sec Cat: Rehab And Reconst TIP #: Let With: Fed: 863 State: 216 Local: 0 Awd Date: 2022 Anticipated Fed Cat: NHPP Future Cost: 0 Estimate Total: 1,079	Bridge improvement over Clear Creek. Project involves bridge S0634.					Engineering: 0 R/W: 0 Construction: 0 FFOS: 0 Payments: 0	2 0 0 0 0	3 0 0 0 0	70 11 0 0 0	168 0 825 0 0							

* Subject to the approval of the Transportation Improvement Program by the governing Metropolitan Planning Organization.

May-24-2018

Section 4 - 24

District Central

Dollars in Thousands



2019-2023 Highway and Bridge Construction Schedule

Transportation Planning

P.O. Box 270
Jefferson City, MO 65102

Construction contingency applied to construction cost in the year the project is awarded.

Three percent project growth factor compounded annually is applied to right-of-way and construction costs in program years 2, 3, 4, and 5.

No inflation is applied to the Funding From Other Sources (FFOS) or Payments.

Engineering includes PE costs, CE costs and R/W incidentals.

						STATE FISCAL YEAR PROJECT BUDGETING					
						Prior Prog.	7/2018-6/2019	7/2019-6/2020	7/2020-6/2021	7/2021-6/2022	7/2022-6/2023
County: Phelps	Resurfacing, ADA and shoulder improvements from Forum Drive in Rolla to Meramec St. in St. James. Includes pavement resurfacing on Rte. E from Rte. 63 to end of state maintenance and on Rte. F from Rte. 72 to Rte. 68.	Engineering:	32	285	0	0	0	0	0	0	0
Route: RT BB		R/W:	30	0	0	0	0	0	0	0	0
Job No.: 5P3215		Construction:	0	3,813	0	0	0	0	0	0	0
Length: 36.69	MPO: N	FFOS:	0	0	0	0	0	0	0	0	0
Fund Cat: Taking Care Of System	Fed: 3,278 State: 820 Local: 0	Payments:	0	0	0	0	0	0	0	0	0
Sec Cat: Thin Lift Overlay	Awd Date: Summer 18 Anticipated Fed Cat: STBG										
TIP #: Let With:	Future Cost: 0 Estimate Total: 4,160										
County: Phelps	Payment to Rolla for pedestrian bridge construction over I-44 at Rolla.	Engineering:	0	0	0	0	0	0	0	0	0
Route: RT E		R/W:	0	0	0	0	0	0	0	0	0
Job No.: 5S3310		Construction:	0	0	0	0	0	0	0	500	0
Length: 0.10	MPO: N	FFOS:	0	0	0	0	0	0	0	0	0
Fund Cat: Flexible & Other	AC-State: 400 State: 100 Local: 0	Payments:	0	0	0	0	0	0	0	0	0
Sec Cat: System Expansion	Awd Date: N/A Anticipated Fed Cat: STBG										
TIP #: Let With:	Future Cost: 0 Estimate Total: 500										
County: Phelps	Bridge improvement over I-44. Project involves bridge A1869.	Engineering:	0	2	3	65	159	0	0	0	0
Route: RT U		R/W:	0	0	0	0	0	0	0	0	0
Job No.: 5S3349		Construction:	0	0	0	0	786	0	0	0	0
Length: 0.14	MPO: N	FFOS:	0	0	0	0	0	0	0	0	0
Fund Cat: Taking Care Of System	Fed: 812 State: 203 Local: 0	Payments:	0	0	0	0	0	0	0	0	0
Sec Cat: Rehab And Reconst	Awd Date: 2022 Anticipated Fed Cat: NHPP										
TIP #: Let With:	Future Cost: 0 Estimate Total: 1,015										
County: Phelps	Pavement resurfacing from Rte. E to end state maintenance. Includes Rte. CC from Rte. 63 to end state maintenance and Rte. HH from Rte. E to end of state maintenance.	Engineering:	2	48	0	0	0	0	0	0	0
Route: RT Y		R/W:	0	0	0	0	0	0	0	0	0
Job No.: 5S3268		Construction:	0	634	0	0	0	0	0	0	0
Length: 14.84	MPO: N	FFOS:	0	0	0	0	0	0	0	0	0
Fund Cat: Taking Care Of System	Fed: 545 State: 137 Local: 0	Payments:	0	0	0	0	0	0	0	0	0
Sec Cat: Thin Lift Overlay	Awd Date: Fall 18 Anticipated Fed Cat: STBG										
TIP #: Let With:	Future Cost: 0 Estimate Total: 684										
County: Pulaski	Pavement improvement and add shoulders from Rte. 28 to I-44 and Rte. O from Rte. 28 to end of state maintenance and Maries County Rte. V from Rte. 42 to Rte. N and Osage County Rte. CC from Rte. 50 to end of state maintenance.	Engineering:	0	1	7	164	0	0	0	0	0
Route: RT D		R/W:	0	0	10	0	0	0	0	0	0
Job No.: 5S3355		Construction:	0	0	0	2,079	0	0	0	0	0
Length: 26.56	MPO: N	FFOS:	0	0	0	0	0	0	0	0	0
Fund Cat: Taking Care Of System	AC-State: 1,809 State: 452 Local: 0	Payments:	0	0	0	0	0	0	0	0	0
Sec Cat: Thin Lift Overlay	Awd Date: 2021 Anticipated Fed Cat: STBG										
TIP #: Let With:	Future Cost: 0 Estimate Total: 2,261										

* Subject to the approval of the Transportation Improvement Program by the governing Metropolitan Planning Organization.

May-24-2018

Section 4 - 25

District Central

Dollars in Thousands



2019-2023 Highway and Bridge Construction Schedule

Transportation Planning

P.O. Box 270
Jefferson City, MO 65102

Construction contingency applied to construction cost in the year the project is awarded.

Three percent project growth factor compounded annually is applied to right-of-way and construction costs in program years 2, 3, 4, and 5.

No inflation is applied to the Funding From Other Sources (FFOS) or Payments.

Engineering includes PE costs, CE costs and R/W incidentals.

Construction contingency applied to construction cost in the year the project is awarded. Three percent project growth factor compounded annually is applied to right-of-way and construction costs in program years 2, 3, 4, and 5. No inflation is applied to the Funding From Other Sources (FFOS) or Payments. Engineering includes PE costs, CE costs and R/W incidentals.							STATE FISCAL YEAR PROJECT BUDGETING					
							Prior Prog.	7/2018- 6/2019	7/2019- 6/2020	7/2020- 6/2021	7/2021- 6/2022	7/2022- 6/2023
County: Pulaski Route: RT Y Job No.: 5S3352 Length: 11.70 MPO: N Fund Cat: Taking Care Of System Sec Cat: Thin Lift Overlay TIP #: Let With:	Pavement improvement from I-44 outer road to end of state maintenance and Rte. W from Rte. 7 to end of state maintenance.						Engineering: 0	1	6	112	0	0
							R/W: 0	0	10	0	0	0
							Construction: 0	0	0	1,550	0	0
	AC-State: 1,343 State: 336 Local: 0						FFOS: 0	0	0	0	0	0
	Awd Date: 2021 Anticipated Fed Cat: STBG						Payments: 0	0	0	0	0	0
	Future Cost: 0 Estimate Total: 1,679											
County: Pulaski Route: RT Z Job No.: 5S3269 Length: 17.37 MPO: N Fund Cat: Taking Care Of System Sec Cat: Thin Lift Overlay TIP #: Let With:	Pavement resurfacing from Bus. 44 to Rte. J. Includes pavement improvements on Rte. H from Rte. 17 to end of state maintenance.						Engineering: 2	152	0	0	0	0
							R/W: 0	0	0	0	0	0
							Construction: 0	2,060	0	0	0	0
	Fed: 1,770 State: 442 Local: 0						FFOS: 0	0	0	0	0	0
	Awd Date: Fall 18 Anticipated Fed Cat: STBG						Payments: 0	0	0	0	0	0
	Future Cost: 0 Estimate Total: 2,214											
County: Various Route: Various Job No.: 0P3022F Length: 0.00 MPO: N Fund Cat: Safety Sec Cat: Safety TIP #: Let With:	Safety projects at various locations in the Central District. \$2,289,000 Open Container funds.						Engineering: 0	0	0	0	160	0
							R/W: 0	0	0	0	0	0
							Construction: 0	0	0	0	2,501	0
	Fed: 2,395 State: 266 Local: 0						FFOS: 0	0	0	0	2,289	0
	Awd Date: 2022 Anticipated Fed Cat: Safety						Payments: 0	0	0	0	0	0
	Future Cost: 0 Estimate Total: 2,661											
County: Various Route: Various Job No.: 0S3021F Length: 0.00 MPO: N Fund Cat: Taking Care Of System Sec Cat: N- Ada Trans TIP #: Let With:	ADA Transition Plan improvements at various locations in the Central District. \$1,268,000 Statewide Transportation Alternatives funds.						Engineering: 0	0	0	89	0	0
							R/W: 0	0	0	0	0	0
							Construction: 0	0	0	1,345	0	0
	Fed: 1,147 State: 287 Local: 0						FFOS: 0	0	0	1,268	0	0
	Awd Date: 2021 Anticipated Fed Cat: STBG						Payments: 0	0	0	0	0	0
	Future Cost: 0 Estimate Total: 1,434											
County: Various Route: Various Job No.: 0S3022F Length: 0.00 MPO: N Fund Cat: Taking Care Of System Sec Cat: N- Ada Trans TIP #: Let With:	ADA Transition Plan improvements at various locations in the Central District. \$1,204,000 Statewide Transportation Alternatives funds.						Engineering: 0	0	0	0	84	0
							R/W: 0	0	0	0	0	0
							Construction: 0	0	0	0	1,316	0
	Fed: 1,120 State: 280 Local: 0						FFOS: 0	0	0	0	1,204	0
	Awd Date: 2022 Anticipated Fed Cat: STBG						Payments: 0	0	0	0	0	0
	Future Cost: 0 Estimate Total: 1,400											

* Subject to the approval of the Transportation Improvement Program by the governing Metropolitan Planning Organization.

May-24-2018

Section 4 - 26

District Central

Dollars in Thousands



2019-2023 Highway and Bridge Construction Schedule

Transportation Planning

P.O. Box 270
Jefferson City, MO 65102

Construction contingency applied to construction cost in the year the project is awarded.

Three percent project growth factor compounded annually is applied to right-of-way and construction costs in program years 2, 3, 4, and 5.

No inflation is applied to the Funding From Other Sources (FFOS) or Payments.

Engineering includes PE costs, CE costs and R/W incidentals.

Construction contingency applied to construction cost in the year the project is awarded. Three percent project growth factor compounded annually is applied to right-of-way and construction costs in program years 2, 3, 4, and 5. No inflation is applied to the Funding From Other Sources (FFOS) or Payments. Engineering includes PE costs, CE costs and R/W incidentals.							STATE FISCAL YEAR PROJECT BUDGETING					
							Prior Prog.	7/2018-	7/2019-	7/2020-	7/2021-	7/2022-
								6/2019	6/2020	6/2021	6/2022	6/2023
County: Various Route: Various Job No.: 0X3121F Length: 0.00 MPO: N Fund Cat: Safety (Statewide) Sec Cat: Safety Awd Date: 2021 Anticipated Fed Cat: Safety TIP #: Let With: Future Cost: 0 Estimate Total: 1,146	Curve safety improvements at various locations in the Central District.		Engineering:	0	0	0	0	0	0			
			R/W:	0	0	0	0	0	0			
			Construction:	0	0	0	1,146	0	0			
			FFOS:	0	0	0	0	0	0			
			Payments:	0	0	0	0	0	0			
County: Various Route: Various Job No.: 5P3223 Length: 0.00 MPO: N Fund Cat: Taking Care Of System Sec Cat: Routine Maintenance Awd Date: Spring 19 Anticipated Fed Cat: STBG TIP #: Let With: Future Cost: 0 Estimate Total: 539	Job Order Contracting for guard cable and guardrail repair on various routes in the southern portion of the Central District.		Engineering:	2	37	0	0	0	0			
			R/W:	0	0	0	0	0	0			
			Construction:	0	500	0	0	0	0			
			FFOS:	0	0	0	0	0	0			
			Payments:	0	0	0	0	0	0			
County: Various Route: Various Job No.: 5P3274 Length: 0.00 MPO: N Fund Cat: Taking Care Of System Sec Cat: Routine Maintenance Awd Date: Spring 19 Anticipated Fed Cat: STBG TIP #: Let With: Future Cost: 0 Estimate Total: 550	Job Order Contracting for guard cable and guardrail repair on various routes in the northern portion of the Central District.		Engineering:	2	38	0	0	0	0			
			R/W:	0	0	0	0	0	0			
			Construction:	0	510	0	0	0	0			
			FFOS:	0	0	0	0	0	0			
			Payments:	0	0	0	0	0	0			
County: Various Route: Various Job No.: 5P3285 Length: 0.00 MPO: N Fund Cat: Taking Care Of System Sec Cat: N- Ada Trans Awd Date: 2020 Anticipated Fed Cat: STBG TIP #: Let With: Future Cost: 0 Estimate Total: 1,708	ADA Transition Plan improvements on Rte. 17 in Waynesville, Bus. Loop 44 in St. Robert, Rte. 28 in Dixon and Rte. 42 in Vienna. Includes sidewalks, curb ramps, entrances and signals. \$1,074,000 Statewide Transportation Alternatives funds.		Engineering:	10	11	276	0	0	0			
			R/W:	0	20	0	0	0	0			
			Construction:	0	0	1,391	0	0	0			
			FFOS:	0	0	1,074	0	0	0			
			Payments:	0	0	0	0	0	0			
County: Various Route: Various Job No.: 5P3276 Length: 0.00 MPO: N Fund Cat: Taking Care Of System Sec Cat: N- Ada Trans Awd Date: Spring 19 Anticipated Fed Cat: STBG TIP #: Let With: Future Cost: 0 Estimate Total: 1,531	ADA Transition Plan improvements at various locations in St. Robert. \$1,006,000 Statewide Transportation Alternatives funds.		Engineering:	20	254	0	0	0	0			
			R/W:	0	10	0	0	0	0			
			Construction:	0	1,247	0	0	0	0			
			FFOS:	0	1,006	0	0	0	0			
			Payments:	0	0	0	0	0	0			

* Subject to the approval of the Transportation Improvement Program by the governing Metropolitan Planning Organization.

May-24-2018

Section 4 - 27

District Central

Dollars in Thousands



2019-2023 Highway and Bridge Construction Schedule

Transportation Planning

P.O. Box 270
Jefferson City, MO 65102

Construction contingency applied to construction cost in the year the project is awarded.

Three percent project growth factor compounded annually is applied to right-of-way and construction costs in program years 2, 3, 4, and 5.

No inflation is applied to the Funding From Other Sources (FFOS) or Payments.

Engineering includes PE costs, CE costs and R/W incidentals.

Construction contingency applied to construction cost in the year the project is awarded. Three percent project growth factor compounded annually is applied to right-of-way and construction costs in program years 2, 3, 4, and 5. No inflation is applied to the Funding From Other Sources (FFOS) or Payments. Engineering includes PE costs, CE costs and R/W incidentals.							STATE FISCAL YEAR PROJECT BUDGETING					
							Prior Prog.	7/2018-	7/2019-	7/2020-	7/2021-	7/2022-
								6/2019	6/2020	6/2021	6/2022	6/2023
County: Washington Route: MO 185 Job No.: 5S3178 Length: 0.07 MPO: N Fund Cat: Taking Care Of System Sec Cat: Rehab And Reconst Awd Date: Winter 19 TIP #: Let With: Anticipated Fed Cat: NHPP Future Cost: 0 Estimate Total: 639	Bridge rehabilitation over Fourche-A-Renault. Project involves bridge X0449.		Engineering:	79	61	0	0	0	0			
			R/W:	10	0	0	0	0	0			
			Construction:	0	489	0	0	0	0			
			FFOS:	0	0	0	0	0	0			
			Payments:	0	0	0	0	0	0			
County: Washington Route: MO 21 Job No.: 5P3212 Length: 41.24 MPO: N Fund Cat: Taking Care Of System Sec Cat: Thin Lift Overlay Awd Date: Fall 18 TIP #: Let With: Anticipated Fed Cat: STBG Future Cost: 0 Estimate Total: 5,183	Pavement resurfacing from Jefferson County to Rte. 32 in Iron County. Includes Rte. 32 from Rte. 21 to St. Francois County. Project involves bridge J0988.		Engineering:	15	461	0	0	0	0			
			R/W:	10	0	0	0	0	0			
			Construction:	0	4,697	0	0	0	0			
			FFOS:	0	0	0	0	0	0			
			Payments:	0	0	0	0	0	0			
County: Washington Route: MO 47 Job No.: 5P3343 Length: 11.11 MPO: N Fund Cat: Taking Care Of System Sec Cat: Thin Lift Overlay Awd Date: 2021 TIP #: Let With: Anticipated Fed Cat: STBG Future Cost: 0 Estimate Total: 477	Pavement improvement from Franklin County line to Rte. 21.		Engineering:	0	3	10	35	0	0			
			R/W:	0	0	0	0	0	0			
			Construction:	0	0	0	429	0	0			
			FFOS:	0	0	0	0	0	0			
			Payments:	0	0	0	0	0	0			
County: Washington Route: MO 47 Job No.: 5S3345 Length: 15.84 MPO: N Fund Cat: Taking Care Of System Sec Cat: Thin Lift Overlay Awd Date: 2021 TIP #: Let With: Anticipated Fed Cat: STBG Future Cost: 0 Estimate Total: 1,147	Pavement improvement from Rte. 21 to St. Francois County line and Rte. F from Potosi city limits to end of state maintenance.		Engineering:	0	1	1	71	0	0			
			R/W:	0	0	0	0	0	0			
			Construction:	0	0	0	1,074	0	0			
			FFOS:	0	0	0	0	0	0			
			Payments:	0	0	0	0	0	0			
County: Washington Route: RT AA Job No.: 5S3240 Length: 0.05 MPO: N Fund Cat: Taking Care Of System Sec Cat: Rehab And Reconst Awd Date: 2020 TIP #: Let With: Anticipated Fed Cat: NHPP Future Cost: 0 Estimate Total: 1,416	Bridge improvements over Fourche-A-Renault. Project involves bridge N0767.		Engineering:	61	65	205	0	0	0			
			R/W:	0	10	0	0	0	0			
			Construction:	0	0	1,075	0	0	0			
			FFOS:	0	0	0	0	0	0			
			Payments:	0	0	0	0	0	0			

* Subject to the approval of the Transportation Improvement Program by the governing Metropolitan Planning Organization.

May-24-2018

Section 4 - 28

District Central

Dollars in Thousands



2019-2023 Highway and Bridge Construction Schedule

Transportation Planning

P.O. Box 270
Jefferson City, MO 65102

Construction contingency applied to construction cost in the year the project is awarded.

Three percent project growth factor compounded annually is applied to right-of-way and construction costs in program years 2, 3, 4, and 5.

No inflation is applied to the Funding From Other Sources (FFOS) or Payments.

Engineering includes PE costs, CE costs and R/W incidentals.

Construction contingency applied to construction cost in the year the project is awarded. Three percent project growth factor compounded annually is applied to right-of-way and construction costs in program years 2, 3, 4, and 5. No inflation is applied to the Funding From Other Sources (FFOS) or Payments. Engineering includes PE costs, CE costs and R/W incidentals.							STATE FISCAL YEAR PROJECT BUDGETING					
							Prior Prog.	7/2018- 6/2019	7/2019- 6/2020	7/2020- 6/2021	7/2021- 6/2022	7/2022- 6/2023
County: Washington Route: RT E Job No.: 5S3290 Length: 24.72 Fund Cat: Taking Care Of System Sec Cat: Thin Lift Overlay TIP #: Let With:	Pavement and ADA improvements from Rte. 8 to Rte. CC. Includes Rte. H from Rte. 47 to Rte. WW, Rte. CC from Rte. 21 to Cole Road in Blackwell and Rte. 104 from east Rte. 21 junction to west Rte. 21 junction. MPO: N Fed: 2,524 State: 630 Local: 0 Awd Date: Fall 19 Anticipated Fed Cat: STBG Future Cost: 0 Estimate Total: 3,157						Engineering: 3 R/W: 0 Construction: 0 FFOS: 0 Payments: 0	40 30 0 0 0 0	272 0 2,812 0 0 0	0 0 0 0 0 0	0 0 0 0 0 0	0 0 0 0 0 0
County: Washington Route: RT EE Job No.: 5S3353 Length: 47.10 Fund Cat: Taking Care Of System Sec Cat: Thin Lift Overlay TIP #: Let With:	Pavement improvement and add shoulders and sidewalk upgrade from Rte. 185 to end of state maintenance and Rte. A from Rte. 185 to Rte. 47 and Rte. M from Rte. 21 to Rte. 8 and Crawford County Rte. N from Rte. J to Rte. 185. MPO: N AC-State: 3,182 State: 796 Local: 0 Awd Date: 2021 Anticipated Fed Cat: STBG Future Cost: 0 Estimate Total: 3,978						Engineering: 0 R/W: 0 Construction: 0 FFOS: 0 Payments: 0	2 0 0 0 0 0	10 13 0 0 0 0	265 0 3,688 0 0 0	0 0 0 0 0 0	0 0 0 0 0 0
County: Washington Route: RT P Job No.: 5S3356 Length: 16.62 Fund Cat: Taking Care Of System Sec Cat: Thin Lift Overlay TIP #: Let With:	Pavement improvement and add shoulders from Rte. 8 to Rte. C and Rte. O from Rte. 8 to end of state maintenance. MPO: N AC-State: 2,732 State: 684 Local: 0 Awd Date: 2021 Anticipated Fed Cat: STBG Future Cost: 0 Estimate Total: 3,416						Engineering: 0 R/W: 0 Construction: 0 FFOS: 0 Payments: 0	3 0 0 0 0 0	83 15 0 0 0 0	547 0 2,768 0 0 0	0 0 0 0 0 0	0 0 0 0 0 0

* Subject to the approval of the Transportation Improvement Program by the governing Metropolitan Planning Organization.

May-24-2018

Section 4 - 29

District Central

Dollars in Thousands



2019-2023 Highway and Bridge Construction Schedule

Transportation Planning

P.O. Box 270
Jefferson City, MO 65102

Construction contingency applied to construction cost in the year the project is awarded.
Three percent project growth factor compounded annually is applied to right-of-way and construction costs in program years 2, 3, 4, and 5.
No inflation is applied to the Funding From Other Sources (FFOS) or Payments.
Engineering includes PE costs, CE costs and R/W incidentals.

STATE FISCAL YEAR PROJECT BUDGETING						
	Prior Prog.	7/2018- 6/2019	7/2019- 6/2020	7/2020- 6/2021	7/2021- 6/2022	7/2022- 6/2023
FFOS:	32	5,226	3,237	3,041	3,493	0
Total R/W:	311	2,500	121	66	11	0
Total Construction:	0	114,556	84,264	85,226	33,884	3,498
Paybacks:	0	0	0	0	0	0
Sub-Total:	311	117,056	84,385	85,292	33,895	3,498
Total Engineering:	6,079	18,438	14,247	10,902	4,327	88
Grand Total:	6,390	135,494	98,632	96,194	38,222	3,586

	2019	2020	2021	2022	2023
State	28,075	17,948	17,734	7,379	717
AC-State	34,485	27,477	52,718	23,675	400
Local	402	0	0	0	0
Sub-total State	62,962	45,425	70,452	31,054	1,117

Federal					
Sub-total Federal	72,532	53,207	25,742	7,168	2,469
Grand Total	135,494	98,632	96,194	38,222	3,586

Project Count: 143

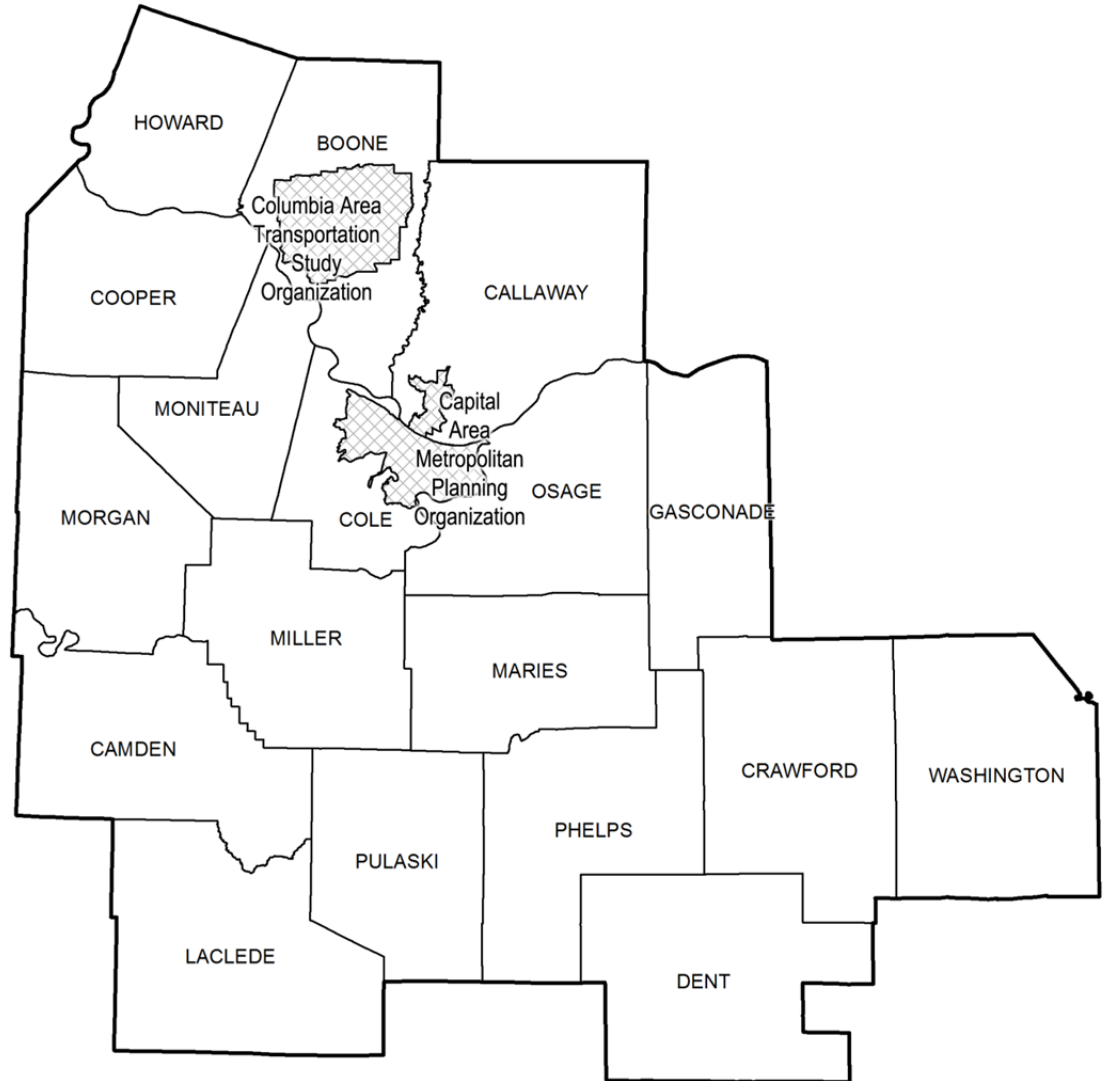
* Subject to the approval of the Transportation Improvement Program by the governing Metropolitan Planning Organization.

May-24-2018

Section 4 - 1

District Central

Dollars in Thousands



MoDOT's Central District

PAYMENT PROJECTS



2019-2023 Highway and Bridge Construction Schedule

Transportation Planning

P.O. Box 270
Jefferson City, MO 65102

Construction contingency applied to construction cost in the year the project is awarded.

Three percent project growth factor compounded annually is applied to right-of-way and construction costs in program years 2, 3, 4, and 5.

No inflation is applied to the Funding From Other Sources (FFOS) or Payments.

Engineering includes PE costs, CE costs and R/W incidentals.

Construction contingency applied to construction cost in the year the project is awarded. Three percent project growth factor compounded annually is applied to right-of-way and construction costs in program years 2, 3, 4, and 5. No inflation is applied to the Funding From Other Sources (FFOS) or Payments. Engineering includes PE costs, CE costs and R/W incidentals.												STATE FISCAL YEAR PROJECT BUDGETING						
												Prior Prog.	7/2018- 6/2019	7/2019- 6/2020	7/2020- 6/2021	7/2021- 6/2022	7/2022- 6/2023	
County: Boone	Payment to Columbia for roundabout construction at Keene St. and I-70 Drive southeast.											Engineering:	2	8	0	0	0	0
Route: OR 70	\$316,120 Cost Share program.											R/W:	0	0	0	0	0	0
Job No.: 5S3304												Construction:	0	0	0	0	0	0
Length: 0.10	MPO: Y										FFOS:	0	316	0	0	0	0	
Fund Cat: Safety	AC-State: 291 State: 33 Local: 0									Payments:	0	316	0	0	0	0		
Sec Cat: Safety	Awd Date: N/A	Anticipated Fed Cat: Safety																
TIP #:	Let With:	Future Cost: 0 Estimate Total: 326																
County: Boone	Payment to Columbia for roundabout construction at Sinclair Road and Old Plank Road.											Engineering:	0	3	12	0	0	0
Route: RT K												R/W:	0	0	0	0	0	0
Job No.: 5S3360												Construction:	0	0	0	0	0	0
Length: 0.12	MPO: Y										FFOS:	0	0	0	0	0	0	
Fund Cat: Safety	Fed: 561 State: 62 Local: 0									Payments:	0	0	608	0	0	0		
Sec Cat: Safety	Awd Date: N/A	Anticipated Fed Cat: Safety																
TIP #:	Let With:	Future Cost: 0 Estimate Total: 623																
County: Various	Payback beginning in SFY 2008 for Safe and Sound bridges in the Central District.											Engineering:	0	0	0	0	0	0
Route: Various												R/W:	107	0	0	0	0	0
Job No.: 5B0800T												Construction:	0	0	0	0	0	0
Length: 0.00	MPO: Y										FFOS:	107	0	0	0	0	0	
Fund Cat: Taking Care Of System	Fed: 0 State: 21,995 Local: 0									Payments:	35,994	4,399	4,399	4,399	4,399	4,399		
Sec Cat: Rehab And Reconst	Awd Date: N/A	Anticipated Fed Cat: State																
TIP #:	Let With:	Future Cost: 25,001 - 50,000 Estimate Total: 58,096																
County: Various	On-call work zone enforcement at various locations in the Central District.											Engineering:	0	1	0	0	0	0
Route: Various												R/W:	0	0	0	0	0	0
Job No.: 5P3224												Construction:	0	0	0	0	0	0
Length: 0.00	MPO: N										FFOS:	0	0	0	0	0	0	
Fund Cat: Safety	Fed: 32 State: 4 Local: 0									Payments:	0	35	0	0	0	0		
Sec Cat: Safety	Awd Date: N/A	Anticipated Fed Cat: Safety																
TIP #:	Let With:	Future Cost: 0 Estimate Total: 36																
County: Various	On-call work zone enforcement at various locations in the Central District.											Engineering:	0	0	1	0	0	0
Route: Various												R/W:	0	0	0	0	0	0
Job No.: 5P3313												Construction:	0	0	0	0	0	0
Length: 0.00	MPO: N										FFOS:	0	0	0	0	0	0	
Fund Cat: Safety	Fed: 32 State: 4 Local: 0									Payments:	0	0	35	0	0	0		
Sec Cat: Safety	Awd Date: N/A	Anticipated Fed Cat: Safety																
TIP #:	Let With:	Future Cost: 0 Estimate Total: 36																

* Subject to the approval of the Transportation Improvement Program by the governing Metropolitan Planning Organization.

May-24-2018

Section 4 - 1

District Central

Dollars in Thousands



2019-2023 Highway and Bridge Construction Schedule

Transportation Planning

P.O. Box 270
Jefferson City, MO 65102

Construction contingency applied to construction cost in the year the project is awarded.
Three percent project growth factor compounded annually is applied to right-of-way and construction costs in program years 2, 3, 4, and 5.
No inflation is applied to the Funding From Other Sources (FFOS) or Payments.
Engineering includes PE costs, CE costs and R/W incidentals.

STATE FISCAL YEAR PROJECT BUDGETING						
	Prior Prog.	7/2018- 6/2019	7/2019- 6/2020	7/2020- 6/2021	7/2021- 6/2022	7/2022- 6/2023
FFOS:	107	316	0	0	0	0
Total R/W:	107	0	0	0	0	0
Total Construction:	0	0	0	0	0	0
Paybacks:	35,994	4,750	5,042	4,399	4,399	4,399
Sub-Total:	36,101	4,750	5,042	4,399	4,399	4,399
Total Engineering:	2	12	13	0	0	0
Grand Total:	36,103	4,762	5,055	4,399	4,399	4,399
		2019	2020	2021	2022	2023
State		4,436	4,465	4,399	4,399	4,399
AC-State		291	0	0	0	0
Local		0	0	0	0	0
Sub-total State		4,727	4,465	4,399	4,399	4,399
Federal						
Sub-total Federal		35	590	0	0	0
Grand Total		4,762	5,055	4,399	4,399	4,399

Project Count: 5

* Subject to the approval of the Transportation Improvement Program by the governing Metropolitan Planning Organization.

May-24-2018

Section 4 - 1

District Central

Dollars in Thousands



2019-2023 Highway and Bridge Construction Schedule

Transportation Planning

P.O. Box 270
Jefferson City, MO 65102

Construction contingency applied to construction cost in the year the project is awarded.
Three percent project growth factor compounded annually is applied to right-of-way and construction costs in program years 2, 3, 4, and 5.
No inflation is applied to the Funding From Other Sources (FFOS) or Payments.
Engineering includes PE costs, CE costs and R/W incidentals.

Central

Total

STATE FISCAL YEAR PROJECT BUDGETING						
	Prior Prog.	7/2018- 6/2019	7/2019- 6/2020	7/2020- 6/2021	7/2021- 6/2022	7/2022- 6/2023
FFOS:	139	5,542	3,237	3,041	3,493	0
Total R/W:	418	2,500	121	66	11	0
Total Construction:	0	114,556	84,264	85,226	33,884	3,498
Paybacks:	35,994	4,750	5,042	4,399	4,399	4,399
Sub-Total:	36,412	121,806	89,427	89,691	38,294	7,897
Total Engineering:	6,081	18,450	14,260	10,902	4,327	88
Grand Total:	42,493	140,256	103,687	100,593	42,621	7,985

	2019	2020	2021	2022	2023
State	32,511	22,413	22,133	11,778	5,116
AC-State	34,776	27,477	52,718	23,675	400
Local	402	0	0	0	0
Sub-total State	67,689	49,890	74,851	35,453	5,516

Federal					
Sub-total Federal	72,567	53,797	25,742	7,168	2,469
Grand Total	140,256	103,687	100,593	42,621	7,985

Project Count: 148

* Subject to the approval of the Transportation Improvement Program by the governing Metropolitan Planning Organization.

May-24-2018

Section 4 - 1

District Central

Dollars in Thousands

**District Program Summary
Central**

(Dollars in Millions)

Amounts include construction and right of way, excludes engineering.

State Fiscal Year	2019	2020	2021	2022	2023
Statewide Interstate And Major Bridge - Available					
Statewide Interstate And Major Bridge - FFOS	0.000	0.000	0.000	0.000	0.000
Statewide Interstate And Major Bridge - Fund Transfers	21.299	0.000	0.000	0.000	0.000
Statewide Interstate And Major Bridge - Carryover	-13.378	0.000	0.000	0.000	0.000
Award and Completed Project Adjustments	0.000	0.000	0.000	0.000	0.000
Statewide Interstate And Major Bridge - Total Available	7.921	0.000	0.000	0.000	0.000
Statewide Interstate And Major Bridge - Programmed	13.461	0.000	0.000	0.000	0.000
Safety - Available	2.970	2.919	3.830	3.785	3.774
Safety - FFOS	0.316	0.000	0.000	2.289	0.000
Safety - Fund Transfers	-1.155	-6.760	-0.540	0.000	0.000
Safety - Carryover	-7.732	0.000	0.000	0.000	0.000
Award and Completed Project Adjustments	-0.045	0.007	-0.084	0.092	0.000
Safety - Total Available	-5.646	-3.834	3.206	6.166	3.774
Safety - Programmed	3.827	0.643	0.000	2.501	0.000
Taking Care Of System - Available	31.065	31.761	31.814	31.445	31.352
Taking Care Of System - FFOS	3.466	3.237	3.041	1.204	0.000
Taking Care Of System - Fund Transfers	64.714	20.537	2.789	0.000	0.000
Taking Care Of System - Carryover	-2.537	0.000	0.000	0.000	0.000
Award and Completed Project Adjustments	6.327	1.667	-1.271	-0.197	0.000
Taking Care Of System - Total Available	103.035	57.202	36.373	32.452	31.352
Taking Care Of System - Programmed	101.889	78.396	88.538	35.792	7.397
Flexible & Other - Available					
Flexible & Other - FFOS	1.760	0.000	0.000	0.000	0.000
Flexible & Other - Fund Transfers	0.437	9.531	0.000	0.000	0.000
Flexible & Other - Carryover	23.638	0.000	0.000	0.000	0.000
Award and Completed Project Adjustments	0.000	0.000	0.000	0.000	0.000
Flexible & Other - Total Available	25.835	9.531	0.000	0.000	0.000
Flexible & Other - Programmed	2.197	9.817	0.000	0.000	0.500
Statewide Safety - Available					
Statewide Safety - FFOS	0.000	0.000	0.000	0.000	0.000
Statewide Safety - Fund Transfers	0.432	0.558	1.080	0.000	0.000
Statewide Safety - Carryover	0.000	0.000	0.000	0.000	0.000
Award and Completed Project Adjustments	0.000	0.000	0.000	0.000	0.000
Statewide Safety - Total Available	0.432	0.558	1.080	0.000	0.000
Statewide Safety - Programmed	0.432	0.575	1.146	0.000	0.000
Statewide Major Projects & Emerging Needs - Available					
Statewide Major Projects & Emerging Needs - FFOS	0.000	0.000	0.000	0.000	0.000
Statewide Major Projects & Emerging Needs - Fund Transfers	0.000	0.000	0.000	0.000	0.000
Statewide Major Projects & Emerging Needs - Carryover	1.080	0.000	0.000	0.000	0.000
Award and Completed Project Adjustments	0.000	0.000	0.000	0.000	0.000
Statewide Major Projects & Emerging Needs - Total Available	1.080	0.000	0.000	0.000	0.000
Statewide Major Projects & Emerging Needs - Programmed	0.000	0.000	0.000	0.000	0.000
Statewide Amendment 3 - Available					
Statewide Amendment 3 - FFOS	0.000	0.000	0.000	0.000	0.000
Statewide Amendment 3 - Fund Transfers	0.000	0.000	0.000	0.000	0.000
Statewide Amendment 3 - Carryover	-16.615	0.000	0.000	0.000	0.000
Award and Completed Project Adjustments	0.000	0.000	0.000	0.000	0.000
Statewide Amendment 3 - Total Available	-16.615	0.000	0.000	0.000	0.000
Statewide Amendment 3 - Programmed	0.000	0.000	0.000	0.000	0.000

Note: Three percent inflation compounded annually applied to program years 2020 - 2023

Two percent construction contingency applied to construction.

District Program Summary
Central

(Dollars in Millions)

Amounts include construction and right of way, excludes engineering.

Total Categorized Funding Available by SFY	116.042	63.457	40.659	38.618	35.126
Total Flexible Funds Available	2.612	39.505	54.656	55.470	50.951
Adjustments	6.282	1.674	-1.355	-0.105	0.000
Carryovers	-15.544				
Total Available by SFY	118.654	102.962	95.315	94.088	86.077
Total Programmed by SFY	121.806	89.431	89.684	38.293	7.897

*Note: Three percent inflation compounded annually applied to program years 2020 - 2023
Two percent construction contingency applied to construction.*

Statewide Transportation Improvement Program 2019-2023 Central District Highway and Bridge Construction Projects

State Fiscal Year*
2019
2020
2021
2022
2023

Type of Work
B = New/Improved Bridge
H = New/Expanded Highway
M = Major Bridge
O = Other/Safety
P = Pavement Treatment

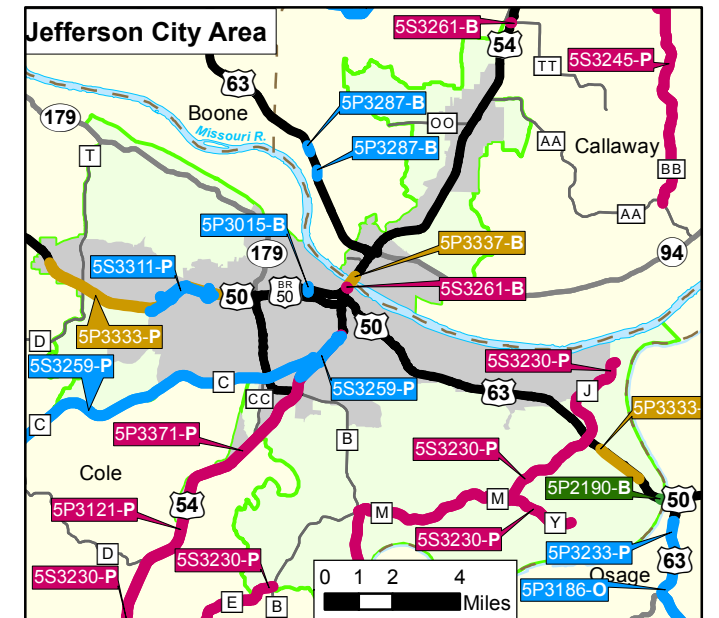
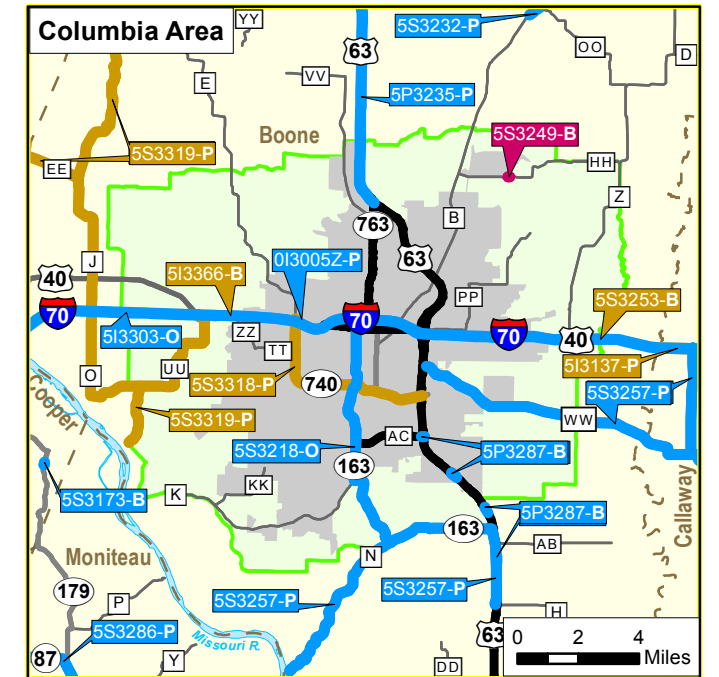
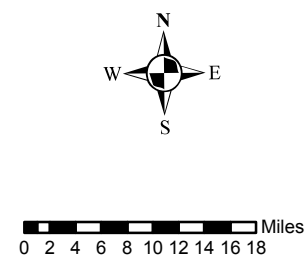
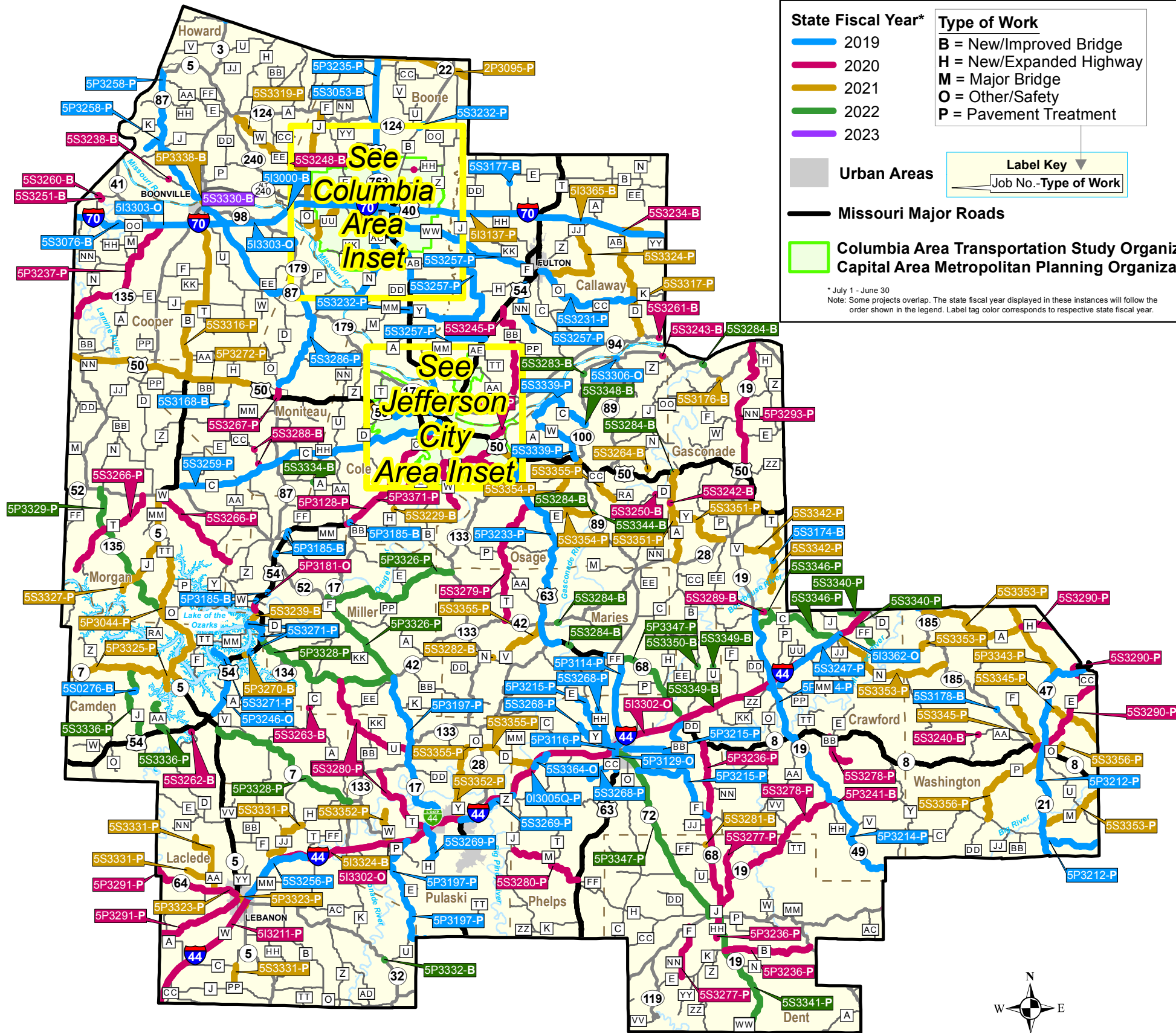
Urban Areas

Missouri Major Roads

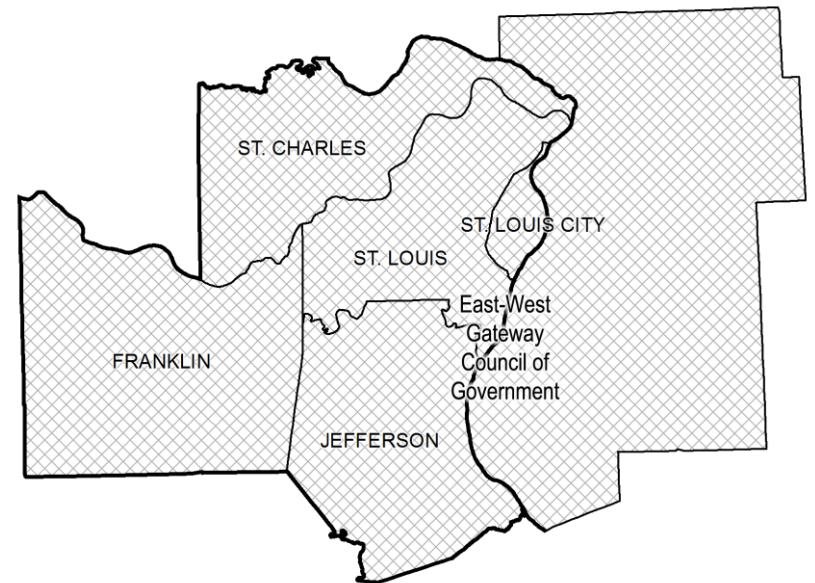
Columbia Area Transportation Study Organization
Capital Area Metropolitan Planning Organization

Label Key
Job No.-Type of Work

* July 1 - June 30
Note: Some projects overlap. The state fiscal year displayed in these instances will follow the order shown in the legend. Label tag color corresponds to respective state fiscal year.



Missouri Department of Transportation
1-888-ASK-MODOT
WWW.MODOT.ORG
July 11, 2018



MoDOT's St Louis District

TMA: East-West Gateway Council of Governments

(Note: The following MoDOT projects are located inside the East-West Gateway Council of Governments planning area boundary.)

PROJECT DESCRIPTION KEY

2019-2023 Highway and Bridge Construction Schedule

Construction contingency applied to construction cost in the year the project is awarded.

Three percent project growth factor compounded annually is applied to right-of-way and construction in program years 2, 3, 4, and 5.

No inflation is applied to the Funding From Other Sources (FFOS) or Payments.

Engineering includes PE costs, CE costs, and R/W incidentals.

County:	XX						Engineering:	99		9	0	0	0	0	0
Route:	XX						R/W:	0		0	99	0	0	0	0
Job No.:							Construction:	0		0	0	999	0	0	0
Length:	MPO:	Fed:	State:	Local:											
Fund Cat:															
Sec Cat:	Award Date	Anticipated Fed Cat:				FFOS:	0		0	0	99	0	0	0	0
TIP#:	Let With:	Future Cost:				Payments:	0		99	0	0	0	0	0	0
							Estimate Total:								

Dollars funded from other sources.

- Dollars for construction, utilities and contingency.

- Dollars for right-of-way (land acquisition).

- Dollars to be paid back for accelerating the project or payments to others.

- Dollars for engineering that include preliminary engineering, construction engineering and right-of-way incidentals.

^Anticipated Federal Funding Category:

CMAQ - Congestion Mitigation and Air Quality.

* Usually 80% Federal & 20% State funds.

Earmark - usually 80% Federal & 20% State funds.

NHFP - National Highway Freight Program.

* Usually 80% Federal & 20% State funds.

NHPP - National Highway Performance Program.

* Usually 80% Federal & 20% State funds.

* Sometimes 90% Federal & 10% State funds.

Safety - usually 90% Federal & 10% State funds.

State - No federal funds, state only funded.

STBG - Surface Transportation Block Grant program.

* Usually 80% Federal & 20% State funds.

(All Costs in Thousands)

***Primary Funding Category:**

Take Care of System
Statewide Interstate & Major Bridge
Safety
Statewide Safety
Flexible & Other
Amendment 3

****Secondary Funding Category:**

- Enhancements
- Low Type Resurfacing
- N - Ada Trans (ADA Transition Plan)
- Preventive Maint (Preventive Maintenance)
- Regional
- Rehab And Reconst (Rehabilitation and Reconstruction)
- Routine Maintenance
- Safety
- Systems Operations
- Thin Lift Overlay
- Urban Safety



2019-2023 Highway and Bridge Construction Schedule

Transportation Planning

P.O. Box 270
Jefferson City, MO 65102

Construction contingency applied to construction cost in the year the project is awarded.

Three percent project growth factor compounded annually is applied to right-of-way and construction costs in program years 2, 3, 4, and 5.

No inflation is applied to the Funding From Other Sources (FFOS) or Payments.

Engineering includes PE costs, CE costs and R/W incidentals.

Construction contingency applied to construction cost in the year the project is awarded. Three percent project growth factor compounded annually is applied to right-of-way and construction costs in program years 2, 3, 4, and 5. No inflation is applied to the Funding From Other Sources (FFOS) or Payments. Engineering includes PE costs, CE costs and R/W incidentals.												STATE FISCAL YEAR PROJECT BUDGETING					
												Prior Prog.	7/2018-	7/2019-	7/2020-	7/2021-	7/2022-
													6/2019	6/2020	6/2021	6/2022	6/2023
County: Franklin Route: IS 44 Job No.: 613243 Length: 0.57 MPO: Y Fund Cat: Taking Care Of System Sec Cat: Rehab And Reconst Awd Date: 2020 Anticipated Fed Cat: NHPP TIP #: Let With: 613252 Future Cost: 0 Estimate Total: 450	Engineering: 30 R/W: 0 Construction: 0 FFOS: 0 Payments: 0	30 0 0 0 0	29 0 361 0 0	0 0 0 0 0	0 0 0 0 0	0 0 0 0 0											
County: Franklin Route: IS 44 Job No.: 613295 Length: 24.39 MPO: Y Fund Cat: Taking Care Of System Sec Cat: Preventive Maint Awd Date: Fall 19 Anticipated Fed Cat: NHPP TIP #: Let With: Future Cost: 0 Estimate Total: 25,614	Engineering: 500 R/W: 0 Construction: 0 FFOS: 0 Payments: 0	300 0 0 0 0	1,734 0 23,080 0 0	0 0 0 0 0	0 0 0 0 0	0 0 0 0 0											
County: Franklin Route: IS 44 Job No.: 613388 Length: 0.96 MPO: Y Fund Cat: Taking Care Of System Sec Cat: Systems Operations Awd Date: 2020 Anticipated Fed Cat: NHPP TIP #: Let With: Future Cost: 0 Estimate Total: 882	Engineering: 0 R/W: 0 Construction: 0 FFOS: 0 Payments: 0	175 0 0 0 0	67 0 640 0 0	0 0 0 0 0	0 0 0 0 0	0 0 0 0 0											
County: Franklin Route: MO 47 Job No.: 6P3291 Length: 0.33 MPO: Y Fund Cat: Taking Care Of System Sec Cat: Rehab And Reconst Awd Date: 2023 Anticipated Fed Cat: NHPP TIP #: Let With: Future Cost: 0 Estimate Total: 4,314	Engineering: 5 R/W: 0 Construction: 0 FFOS: 0 Payments: 0	20 0 0 0 0	100 0 0 0 0	100 0 0 0 0	75 0 0 0 0	254 0 3,760 0 0											
County: Franklin Route: MO 47 Job No.: 6S3207 Length: 1.52 MPO: Y Fund Cat: Taking Care Of System Sec Cat: Preventive Maint Awd Date: Spring 19 Anticipated Fed Cat: STBG TIP #: Let With: Future Cost: 0 Estimate Total: 1,917	Engineering: 120 R/W: 50 Construction: 0 FFOS: 0 Payments: 0	129 0 1,618 281 0	0 0 0 0 0	0 0 0 0 0	0 0 0 0 0	0 0 0 0 0											

* Subject to the approval of the Transportation Improvement Program by the governing Metropolitan Planning Organization.

May-24-2018

Section 4 - 1

District St. Louis

TMA

Dollars in Thousands



2019-2023 Highway and Bridge Construction Schedule

Transportation Planning

P.O. Box 270
Jefferson City, MO 65102

Construction contingency applied to construction cost in the year the project is awarded.

Three percent project growth factor compounded annually is applied to right-of-way and construction costs in program years 2, 3, 4, and 5.

No inflation is applied to the Funding From Other Sources (FFOS) or Payments.

Engineering includes PE costs, CE costs and R/W incidentals.

						STATE FISCAL YEAR PROJECT BUDGETING					
						Prior Prog.	7/2018- 6/2019	7/2019- 6/2020	7/2020- 6/2021	7/2021- 6/2022	7/2022- 6/2023
County:	Franklin	Pavement resurfacing and adding turn lanes at Rte. EE intersection, and from east of Progress Parkway/Denmark Street to west of I-44. \$2,455,000 Open Container funds.				Engineering:	200	216	321	0	0
Route:	US 50					R/W:	0	243	0	0	0
Job No.:	6P3246					Construction:	0	0	3,309	0	0
Length:	2.94	MPO:	Y			FFOS:	0	0	2,455	0	0
Fund Cat:	Taking Care Of System	Fed:	3,271	State:	818	Local:	0				
Sec Cat:	Preventive Maint	Awd Date:	2020	Anticipated Fed Cat:	NHPP	Payments:	0	0	0	0	0
TIP #:	Let With:	Future Cost:	0	Estimate Total:	4,289						
County:	Franklin	Bridge replacement over Happy Sac Creek. Project involves bridge N0620.				Engineering:	125	84	202	0	0
Route:	RT AD					R/W:	0	35	0	0	0
Job No.:	6S3168					Construction:	0	0	2,275	0	0
Length:	0.02	MPO:	Y			FFOS:	0	0	0	0	0
Fund Cat:	Taking Care Of System	Fed:	2,077	State:	519	Local:	0				
Sec Cat:	Preventive Maint	Awd Date:	2020	Anticipated Fed Cat:	NHPP	Payments:	0	0	0	0	0
TIP #:	Let With:	Future Cost:	0	Estimate Total:	2,721						
County:	Franklin	Pavement resurfacing from Rte. YY to Rte. 50.				Engineering:	0	50	125	25	122
Route:	RT AJ					R/W:	0	0	0	0	0
Job No.:	6S3392					Construction:	0	0	0	0	1,936
Length:	6.19	MPO:	Y			FFOS:	0	0	0	0	0
Fund Cat:	Taking Care Of System	AC-State:	1,807	State:	451	Local:	0				
Sec Cat:	Preventive Maint	Awd Date:	2022	Anticipated Fed Cat:	STBG	Payments:	0	0	0	0	0
TIP #:	Let With:	Future Cost:	0	Estimate Total:	2,258						
County:	Franklin	Pavement resurfacing and guardrail upgrades from Rte. 100 at New Haven to Rte. 50 west of Leslie.				Engineering:	100	558	0	0	0
Route:	RT C					R/W:	0	0	0	0	0
Job No.:	6S3247					Construction:	0	6,724	0	0	0
Length:	14.38	MPO:	Y			FFOS:	0	0	0	0	0
Fund Cat:	Taking Care Of System	AC-State:	5,825	State:	1,457	Local:	0				
Sec Cat:	Routine Maintenance	Awd Date:	Summer 18	Anticipated Fed Cat:	STBG	Payments:	0	0	0	0	0
TIP #:	Let With:	Future Cost:	0	Estimate Total:	7,382						
County:	Franklin	Pavement preservation treatment and guardrail upgrades from Rte. 100 to Rte. Y. \$260,000 District Operating funds.				Engineering:	50	43	0	0	0
Route:	RT E					R/W:	0	0	0	0	0
Job No.:	6S3365					Construction:	0	260	0	0	0
Length:	2.75	MPO:	Y			FFOS:	0	260	0	0	0
Fund Cat:	Taking Care Of System	AC-State:	242	State:	61	Local:	0				
Sec Cat:	Preventive Maint	Awd Date:	Fall 18	Anticipated Fed Cat:	STBG	Payments:	0	0	0	0	0
TIP #:	Let With:	Future Cost:	0	Estimate Total:	353						

* Subject to the approval of the Transportation Improvement Program by the governing Metropolitan Planning Organization.

May-24-2018

Section 4 - 2

District St. Louis

TMA

Dollars in Thousands



2019-2023 Highway and Bridge Construction Schedule

Transportation Planning

P.O. Box 270
Jefferson City, MO 65102

Construction contingency applied to construction cost in the year the project is awarded.

Three percent project growth factor compounded annually is applied to right-of-way and construction costs in program years 2, 3, 4, and 5.

No inflation is applied to the Funding From Other Sources (FFOS) or Payments.

Engineering includes PE costs, CE costs and R/W incidentals.

Construction contingency applied to construction cost in the year the project is awarded. Three percent project growth factor compounded annually is applied to right-of-way and construction costs in program years 2, 3, 4, and 5. No inflation is applied to the Funding From Other Sources (FFOS) or Payments. Engineering includes PE costs, CE costs and R/W incidentals.							STATE FISCAL YEAR PROJECT BUDGETING					
							Prior Prog.	7/2018- 6/2019	7/2019- 6/2020	7/2020- 6/2021	7/2021- 6/2022	7/2022- 6/2023
County: Franklin Route: RT EE Job No.: 6S3364 Length: 5.41 MPO: Y Fund Cat: Taking Care Of System AC-State: 721 State: 180 Local: 0 Sec Cat: Preventive Maint Awd Date: Summer 18 Anticipated Fed Cat: STBG TIP #: Let With: Future Cost: 0 Estimate Total: 1,051	Engineering: R/W: Construction: FFOS: Payments:	150 0 0 0 0	81 0 820 0 0	0 0 0 0 0	0 0 0 0 0	0 0 0 0 0						
County: Franklin Route: RT H Job No.: 6S3162 Length: 0.09 MPO: Y Fund Cat: Taking Care Of System Fed: 1,491 State: 372 Local: 0 Sec Cat: Preventive Maint Awd Date: Winter 19 Anticipated Fed Cat: NHPP TIP #: Let With: Future Cost: 0 Estimate Total: 1,973	Engineering: R/W: Construction: FFOS: Payments:	110 0 0 0 0	157 0 1,706 0 0	0 0 0 0 0	0 0 0 0 0	0 0 0 0 0						
County: Franklin Route: RT HH Job No.: 6S3298 Length: 0.19 MPO: Y Fund Cat: Taking Care Of System AC-State: 1,074 State: 268 Local: 0 Sec Cat: Preventive Maint Awd Date: 2023 Anticipated Fed Cat: STBG TIP #: Let With: Future Cost: 0 Estimate Total: 1,347	Engineering: R/W: Construction: FFOS: Payments:	5 0 0 0 0	5 0 0 0 0	50 0 0 0 0	101 39 0 0 0	25 0 0 0 0						
County: Franklin Route: RT K Job No.: 6S3366 Length: 14.34 MPO: Y Fund Cat: Taking Care Of System AC-State: 2,211 State: 553 Local: 0 Sec Cat: Preventive Maint Awd Date: Fall 18 Anticipated Fed Cat: STBG TIP #: Let With: Future Cost: 0 Estimate Total: 3,064	Engineering: R/W: Construction: FFOS: Payments:	300 0 0 0 0	224 0 2,540 2,540 0	0 0 0 0 0	0 0 0 0 0	0 0 0 0 0						
County: Franklin Route: RT K Job No.: 6S3393 Length: 0.15 MPO: Y Fund Cat: Taking Care Of System AC-State: 156 State: 39 Local: 0 Sec Cat: Rehab And Reconst Awd Date: Spring 19 Anticipated Fed Cat: STBG TIP #: Let With: 6S3394 Future Cost: 0 Estimate Total: 195	Engineering: R/W: Construction: FFOS: Payments:	0 0 0 0 0	106 0 89 0 0	0 0 0 0 0	0 0 0 0 0	0 0 0 0 0						

* Subject to the approval of the Transportation Improvement Program by the governing Metropolitan Planning Organization.

May-24-2018

Section 4 - 3

District St. Louis

TMA

Dollars in Thousands



2019-2023 Highway and Bridge Construction Schedule

Transportation Planning

P.O. Box 270
Jefferson City, MO 65102

Construction contingency applied to construction cost in the year the project is awarded.

Three percent project growth factor compounded annually is applied to right-of-way and construction costs in program years 2, 3, 4, and 5.

No inflation is applied to the Funding From Other Sources (FFOS) or Payments.

Engineering includes PE costs, CE costs and R/W incidentals.

Construction contingency applied to construction cost in the year the project is awarded. Three percent project growth factor compounded annually is applied to right-of-way and construction costs in program years 2, 3, 4, and 5. No inflation is applied to the Funding From Other Sources (FFOS) or Payments. Engineering includes PE costs, CE costs and R/W incidentals.													STATE FISCAL YEAR PROJECT BUDGETING						
													Prior Prog.	7/2018- 6/2019	7/2019- 6/2020	7/2020- 6/2021	7/2021- 6/2022	7/2022- 6/2023	
County: Franklin	Pavement resurfacing, guardrail upgrades, curve correction, and replace box culverts from Rte. T to Rte. 100. Project involves bridges X0926 and X0913.												Engineering:	100	103	75	199	0	0
Route: RT MM													R/W:	0	31	0	0	0	0
Job No.: 6S3368													Construction:	0	0	0	2,979	0	0
Length: 4.14	MPO: Y											FFOS:	0	0	0	0	0		
Fund Cat: Taking Care Of System	AC-State: 2,709 State: 678 Local: 0										Payments:	0	0	0	0	0			
Sec Cat: Preventive Maint	Awd Date: 2021	Anticipated Fed Cat: STBG																	
TIP #:	Let With:	Future Cost: 0 Estimate Total: 3,487																	
County: Franklin	Pavement resurfacing, upgrade guardrail, pipe replacement, and upgrading pedestrian facilities to comply with ADA Transition Plan from Rte. 100 to First Street in Pacific.												Engineering:	150	200	348	0	0	0
Route: RT OO													R/W:	0	0	0	0	0	0
Job No.: 6S3370													Construction:	0	0	4,476	0	0	0
Length: 3.51	MPO: Y											FFOS:	0	0	0	0	0		
Fund Cat: Taking Care Of System	AC-State: 4,019 State: 1,005 Local: 0										Payments:	0	0	0	0	0			
Sec Cat: Preventive Maint	Awd Date: Summer 19	Anticipated Fed Cat: STBG																	
TIP #:	Let With:	Future Cost: 0 Estimate Total: 5,174																	
County: Franklin	Pavement resurfacing, add shoulders, upgrade guardrail, and replace culvert from Commercial Avenue to Mill Hill Road. \$948,000 Open Container funds.												Engineering:	0	250	242	0	0	0
Route: RT TT													R/W:	0	0	0	0	0	0
Job No.: 6S3387													Construction:	0	0	2,883	0	0	0
Length: 5.31	MPO: Y											FFOS:	0	0	948	0	0	0	
Fund Cat: Taking Care Of System	Fed: 2,700 State: 675 Local: 0										Payments:	0	0	0	0	0	0		
Sec Cat: Preventive Maint	Awd Date: 2020	Anticipated Fed Cat: STBG																	
TIP #:	Let With:	Future Cost: 0 Estimate Total: 3,375																	
County: Franklin	Pavement preservation treatment and guardrail upgrades from Rte. 100 to Rte. E. \$1,675,000 District Operating funds.												Engineering:	200	165	0	0	0	0
Route: RT VV													R/W:	0	0	0	0	0	0
Job No.: 6S3363													Construction:	0	1,675	0	0	0	0
Length: 4.50	MPO: Y											FFOS:	0	1,675	0	0	0	0	
Fund Cat: Taking Care Of System	AC-State: 1,472 State: 368 Local: 0										Payments:	0	0	0	0	0	0		
Sec Cat: Preventive Maint	Awd Date: Summer 18	Anticipated Fed Cat: STBG																	
TIP #:	Let With:	Future Cost: 0 Estimate Total: 2,040																	
County: Franklin	Bridge replacement over Boeuf Creek near Beemont. Project involves bridge R0289.												Engineering:	100	140	0	0	0	0
Route: RT ZZ													R/W:	0	20	0	0	0	0
Job No.: 6S3226													Construction:	0	1,184	0	0	0	0
Length: 0.13	MPO: Y											FFOS:	0	0	0	0	0	0	
Fund Cat: Taking Care Of System	Fed: 1,075 State: 269 Local: 0										Payments:	0	0	0	0	0	0		
Sec Cat: Rehab And Reconst	Awd Date: Winter 19	Anticipated Fed Cat: NHPP																	
TIP #:	Let With:	Future Cost: 0 Estimate Total: 1,444																	

* Subject to the approval of the Transportation Improvement Program by the governing Metropolitan Planning Organization.

May-24-2018

Section 4 - 4

District St. Louis

TMA

Dollars in Thousands



2019-2023 Highway and Bridge Construction Schedule

Transportation Planning

P.O. Box 270
Jefferson City, MO 65102

Construction contingency applied to construction cost in the year the project is awarded.

Three percent project growth factor compounded annually is applied to right-of-way and construction costs in program years 2, 3, 4, and 5.

No inflation is applied to the Funding From Other Sources (FFOS) or Payments.

Engineering includes PE costs, CE costs and R/W incidentals.

						STATE FISCAL YEAR PROJECT BUDGETING					
						Prior Prog.	7/2018- 6/2019	7/2019- 6/2020	7/2020- 6/2021	7/2021- 6/2022	7/2022- 6/2023
County:	Jefferson	Pavement resurfacing, bridge rehabilitation over Fisher Creek, and upgrade guardrail from Rte. 21 near De Soto to Rte. 67, including on Rte. CC from Rte. 67 to Spalding Road in Olympian Village. Project involves bridge A3409.				Engineering:	200	675	0	0	0
Route:	MO 110					R/W:	0	0	0	0	0
Job No.:	6S3245					Construction:	0	4,007	0	0	0
Length:	6.42	MPO:	Y			FFOS:	0	0	0	0	0
Fund Cat:	Taking Care Of System	AC-State:	3,746	State:	936	Local:	0				
Sec Cat:	Rehab And Reconst	Awd Date:	Winter 19	Anticipated Fed Cat:	STBG	Payments:	0	0	0	0	0
TIP #:		Let With:		Future Cost:	0	Estimate Total:	4,882				
County:	Jefferson	Pavement resurfacing, upgrading pedestrian facilities to comply with ADA Transition Plan from Rte. 30 in Fenton to Rte. 61/67 in Arnold.				Engineering:	300	980	0	0	0
Route:	MO 141					R/W:	0	0	0	0	0
Job No.:	6P3184					Construction:	0	7,866	0	0	0
Length:	7.55	MPO:	Y			FFOS:	0	0	0	0	0
Fund Cat:	Taking Care Of System	Fed:	7,077	State:	1,769	Local:	0				
Sec Cat:	Preventive Maint	Awd Date:	Winter 19	Anticipated Fed Cat:	NHPP	Payments:	0	0	0	0	0
TIP #:		Let With:		Future Cost:	0	Estimate Total:	9,146				
County:	Jefferson	Payment to city of DeSoto for adding turn lanes on Rte. 21 between Cajun Drive and Rte. H. \$881,606 Congestion Mitigation and Air Quality funds.				Engineering:	1	1	0	0	0
Route:	MO 21					R/W:	0	0	0	0	0
Job No.:	6P3155					Construction:	0	1,025	0	0	0
Length:	0.53	MPO:	Y			FFOS:	0	882	0	0	0
Fund Cat:	Taking Care Of System	Fed:	821	State:	205	Local:	0				
Sec Cat:	Preventive Maint	Awd Date:	N/A	Anticipated Fed Cat:	C.M.A.Q.	Payments:	0	0	0	0	0
TIP #:		Let With:		Future Cost:	0	Estimate Total:	1,027				
County:	Jefferson	Add intersection southbound turn lanes at Amvets Drive in DeSoto, Lowery Lane and Hilltop Mobile Home Court in Hillsboro.				Engineering:	170	173	0	0	0
Route:	MO 21					R/W:	79	0	0	0	0
Job No.:	6P3242					Construction:	0	1,647	0	0	0
Length:	1.13	MPO:	Y			FFOS:	0	0	0	0	0
Fund Cat:	Flexible & Other	AC-State:	1,456	State:	364	Local:	0				
Sec Cat:	System Expansion	Awd Date:	Winter 19	Anticipated Fed Cat:	STBG	Payments:	0	0	0	0	0
TIP #:		Let With:		Future Cost:	0	Estimate Total:	2,069				
County:	Jefferson	Bridge and culvert replacement and signal upgrades on eastbound and westbound lanes over Saline Creek, at Valley Dell Drive, and Gravois Road. Project involves bridges A2380 and G0885.				Engineering:	261	54	270	0	0
Route:	MO 30					R/W:	0	88	0	0	0
Job No.:	6S1908					Construction:	0	0	3,767	0	0
Length:	0.35	MPO:	Y			FFOS:	0	0	0	0	0
Fund Cat:	Taking Care Of System	Fed:	3,343	State:	836	Local:	0				
Sec Cat:	Rehab And Reconst	Awd Date:	Summer 19	Anticipated Fed Cat:	NHPP	Payments:	0	0	0	0	0
TIP #:	4405G-09	Let With:		Future Cost:	0	Estimate Total:	4,440				

* Subject to the approval of the Transportation Improvement Program by the governing Metropolitan Planning Organization.

May-24-2018

Section 4 - 5

District St. Louis

TMA

Dollars in Thousands



2019-2023 Highway and Bridge Construction Schedule

Transportation Planning

P.O. Box 270
Jefferson City, MO 65102

Construction contingency applied to construction cost in the year the project is awarded.

Three percent project growth factor compounded annually is applied to right-of-way and construction costs in program years 2, 3, 4, and 5.

No inflation is applied to the Funding From Other Sources (FFOS) or Payments.

Engineering includes PE costs, CE costs and R/W incidentals.

Construction contingency applied to construction cost in the year the project is awarded. Three percent project growth factor compounded annually is applied to right-of-way and construction costs in program years 2, 3, 4, and 5. No inflation is applied to the Funding From Other Sources (FFOS) or Payments. Engineering includes PE costs, CE costs and R/W incidentals.												STATE FISCAL YEAR PROJECT BUDGETING						
												Prior Prog.	7/2018- 6/2019	7/2019- 6/2020	7/2020- 6/2021	7/2021- 6/2022	7/2022- 6/2023	
County: Jefferson	Slide repair west of Ottomeyer Road.											Engineering:	140	67	0	0	0	0
Route: MO 30												R/W:	0	10	0	0	0	0
Job No.: 6S3375												Construction:	0	805	0	0	0	0
Length: 0.11	MPO: Y											FFOS:	0	0	0	0	0	0
Fund Cat: Taking Care Of System	Fed: 706 State: 176 Local: 0											Payments:	0	0	0	0	0	0
Sec Cat: Rehab And Reconst	Awd Date: Spring 19 Anticipated Fed Cat: NHPP																	
TIP #:	Let With: Future Cost: 0 Estimate Total: 1,022																	
County: Jefferson	Add J-turn from Rivermont Trail to 0.5 mile west and add acceleration lane from Local Hillsboro Road to 500 feet east. \$974,000 Open Container funds.											Engineering:	0	100	90	0	0	0
Route: MO 30												R/W:	0	0	0	0	0	0
Job No.: 6S3390												Construction:	0	0	1,003	0	0	0
Length: 0.60	MPO: Y											FFOS:	0	0	974	0	0	0
Fund Cat: Safety	Fed: 1,073 State: 120 Local: 0											Payments:	0	0	0	0	0	0
Sec Cat: Safety	Awd Date: 2020 Anticipated Fed Cat: Safety																	
TIP #:	Let With: Future Cost: 0 Estimate Total: 1,193																	
County: Jefferson	Add southbound auxiliary lane from Rte. A to Rte. 67.											Engineering:	0	261	232	0	0	0
Route: IS 55												R/W:	0	817	0	0	0	0
Job No.: 6I3389												Construction:	0	0	2,073	0	0	0
Length: 0.66	MPO: Y											FFOS:	0	0	0	0	0	0
Fund Cat: Flexible & Other	Fed: 3,044 State: 339 Local: 0											Payments:	0	0	0	0	0	0
Sec Cat: System Expansion	Awd Date: Fall 19 Anticipated Fed Cat: Safety																	
TIP #:	Let With: Future Cost: 0 Estimate Total: 3,383																	
County: Jefferson	Pavement resurfacing and guardrail upgrades from Rte. M to Rte. Z.											Engineering:	50	162	165	0	0	0
Route: OR 55												R/W:	0	48	0	0	0	0
Job No.: 6S3240												Construction:	0	0	1,806	0	0	0
Length: 4.40	MPO: Y											FFOS:	0	0	0	0	0	0
Fund Cat: Taking Care Of System	AC-State: 1,745 State: 436 Local: 0											Payments:	0	0	0	0	0	0
Sec Cat: Preventive Maint	Awd Date: 2020 Anticipated Fed Cat: STBG																	
TIP #:	Let With: Future Cost: 0 Estimate Total: 2,231																	
County: Jefferson	Payment to Herculaneum for relinquishment of roadway from McNutt Street to end of maintenance.											Engineering:	0	1	0	0	0	0
Route: OR 55												R/W:	0	0	0	0	0	0
Job No.: 6S3376												Construction:	0	100	0	0	0	0
Length: 1.00	MPO: Y											FFOS:	0	0	0	0	0	0
Fund Cat: Taking Care Of System	Fed: 0 State: 101 Local: 0											Payments:	0	0	0	0	0	0
Sec Cat: Preventive Maint	Awd Date: N/A Anticipated Fed Cat: State																	
TIP #:	Let With: Future Cost: 0 Estimate Total: 101																	

* Subject to the approval of the Transportation Improvement Program by the governing Metropolitan Planning Organization.

May-24-2018

Section 4 - 6

District St. Louis

TMA

Dollars in Thousands



2019-2023 Highway and Bridge Construction Schedule

Transportation Planning

P.O. Box 270
Jefferson City, MO 65102

Construction contingency applied to construction cost in the year the project is awarded.

Three percent project growth factor compounded annually is applied to right-of-way and construction costs in program years 2, 3, 4, and 5.

No inflation is applied to the Funding From Other Sources (FFOS) or Payments.

Engineering includes PE costs, CE costs and R/W incidentals.

Construction contingency applied to construction cost in the year the project is awarded. Three percent project growth factor compounded annually is applied to right-of-way and construction costs in program years 2, 3, 4, and 5. No inflation is applied to the Funding From Other Sources (FFOS) or Payments. Engineering includes PE costs, CE costs and R/W incidentals.							STATE FISCAL YEAR PROJECT BUDGETING					
							Prior Prog.	7/2018- 6/2019	7/2019- 6/2020	7/2020- 6/2021	7/2021- 6/2022	7/2022- 6/2023
County: Jefferson Route: US 61 Job No.: 6S3289 Length: 0.92 MPO: Y Fund Cat: Taking Care Of System Sec Cat: Preventive Maint Awd Date: 2021 Anticipated Fed Cat: STBG TIP #: Let With: Future Cost: 0 Estimate Total: 11,844	Bridge replacement over Joachim Creek between Scenic Drive and Herky-Horine Road. Slide repair north of Herky-Horine Road to Joachim Road. Project involves bridge K0294.						Engineering: 50 R/W: 0 Construction: 0 FFOS: 0 Payments: 0	431 925 0 0 0	300 0 0 0 0	768 0 9,370 0 0	0 0 0 0 0	0 0 0 0 0
County: Jefferson Route: US 61 Job No.: 6S3296 Length: 2.56 MPO: Y Fund Cat: Taking Care Of System Sec Cat: Preventive Maint Awd Date: 2022 Anticipated Fed Cat: STBG TIP #: Let With: Future Cost: 0 Estimate Total: 13,315	Pavement resurfacing, guardrail upgrade, and upgrade pedestrian facilities to comply with ADA Transition Plan from north of the Meramec River to south of Collier Drive.						Engineering: 5 R/W: 0 Construction: 0 FFOS: 0 Payments: 0	180 0 0 0 0	801 2,472 0 0 0	200 0 0 0 0	536 0 9,121 0 0	0 0 0 0 0
County: Jefferson Route: US 61 Job No.: 6S3391 Length: 0.19 MPO: Y Fund Cat: Flexible & Other Sec Cat: System Expansion Awd Date: Fall 19 Anticipated Fed Cat: Safety TIP #: Let With: Future Cost: 0 Estimate Total: 1,335	Add turn lane and upgrade pedestrian facilities to comply with ADA Transition Plan from 400 feet north of Bauman Drive to 600 feet south in Crystal City.						Engineering: 0 R/W: 0 Construction: 0 FFOS: 0 Payments: 0	100 0 0 0 0	101 9 1,125 0 0	0 0 0 0 0	0 0 0 0 0	0 0 0 0 0
County: Jefferson Route: US 61 Job No.: 6S3399 Length: 21.94 MPO: Y Fund Cat: Taking Care Of System Sec Cat: Preventive Maint Awd Date: 2023 Anticipated Fed Cat: NHPP TIP #: Let With: Future Cost: 0 Estimate Total: 11,728	Pavement resurfacing, upgrade guardrail, and upgrade pedestrian facilities to comply with ADA Transition Plan from Rte. 67 to Rte. M.						Engineering: 0 R/W: 0 Construction: 0 FFOS: 0 Payments: 0	115 0 0 0 0	125 0 0 0 0	280 1,560 0 0 0	250 0 0 0 0	540 0 8,858 0 0
County: Jefferson Route: US 67 Job No.: 6P3142 Length: 0.07 MPO: Y Fund Cat: Safety Sec Cat: Safety Awd Date: Winter 19 Anticipated Fed Cat: Safety TIP #: Let With: Future Cost: 0 Estimate Total: 2,349	Add turn lanes and acceleration lanes at Flucom Road south of Olympian Village. \$867,000 Open Container funds.						Engineering: 308 R/W: 327 Construction: 0 FFOS: 0 Payments: 0	119 0 1,595 867 0	0 0 0 0 0	0 0 0 0 0	0 0 0 0 0	0 0 0 0 0

* Subject to the approval of the Transportation Improvement Program by the governing Metropolitan Planning Organization.

May-24-2018

Section 4 - 7

District St. Louis

TMA

Dollars in Thousands



2019-2023 Highway and Bridge Construction Schedule

Transportation Planning

P.O. Box 270
Jefferson City, MO 65102

Construction contingency applied to construction cost in the year the project is awarded.

Three percent project growth factor compounded annually is applied to right-of-way and construction costs in program years 2, 3, 4, and 5.

No inflation is applied to the Funding From Other Sources (FFOS) or Payments.

Engineering includes PE costs, CE costs and R/W incidentals.

Construction contingency applied to construction cost in the year the project is awarded. Three percent project growth factor compounded annually is applied to right-of-way and construction costs in program years 2, 3, 4, and 5. No inflation is applied to the Funding From Other Sources (FFOS) or Payments. Engineering includes PE costs, CE costs and R/W incidentals.							STATE FISCAL YEAR PROJECT BUDGETING						
							Prior Prog.	7/2018- 6/2019	7/2019- 6/2020	7/2020- 6/2021	7/2021- 6/2022	7/2022- 6/2023	
County: Jefferson	Pavement resurfacing and guardrail upgrades from Old Highway 21 to east of Collins Road. Add turn lanes at Harrison Lake Road.						Engineering:	50	200	100	353	0	0
Route: RT A							R/W:	0	0	0	0	0	0
Job No.: 6S3292							Construction:	0	0	0	4,690	0	0
Length: 8.90	MPO: Y							FFOS:	0	0	0	0	0
Fund Cat: Taking Care Of System	AC-State: 4,274 State: 1,069 Local: 0						Payments:	0	0	0	0	0	
Sec Cat: Preventive Maint	Awd Date: 2021	Anticipated Fed Cat: STBG											
TIP #: 	Let With: 	Future Cost: 0 Estimate Total: 5,393											
County: Jefferson	Scour repair over Big River. Project involves bridge A1031.						Engineering:	0	187	0	0	0	0
Route: RT H							R/W:	0	27	0	0	0	0
Job No.: 6S3394							Construction:	0	149	0	0	0	0
Length: 0.09	MPO: Y							FFOS:	0	0	0	0	0
Fund Cat: Taking Care Of System	AC-State: 291 State: 72 Local: 0						Payments:	0	0	0	0	0	
Sec Cat: Rehab And Reconst	Awd Date: Spring 19	Anticipated Fed Cat: STBG											
TIP #: 	Let With: 6S3393	Future Cost: 0 Estimate Total: 363											
County: Jefferson	Pavement resurfacing and guardrail upgrades from I-55 to Rte. 61/67.						Engineering:	20	45	0	0	0	0
Route: RT M							R/W:	0	0	0	0	0	0
Job No.: 6S3167							Construction:	0	526	0	0	0	0
Length: 0.64	MPO: Y							FFOS:	0	0	0	0	0
Fund Cat: Taking Care Of System	Fed: 457 State: 114 Local: 0						Payments:	0	0	0	0	0	0
Sec Cat: Preventive Maint	Awd Date: Winter 19	Anticipated Fed Cat: NHPP											
TIP #: 	Let With: 	Future Cost: 0 Estimate Total: 591											
County: Jefferson	Pavement preservation treatment and guardrail upgrades from Rte. A to Rte. 110. \$386,000 District Operating funds.						Engineering:	50	76	0	0	0	0
Route: RT P							R/W:	0	0	0	0	0	0
Job No.: 6S3367							Construction:	0	386	0	0	0	0
Length: 8.62	MPO: Y							FFOS:	0	386	0	0	0
Fund Cat: Taking Care Of System	AC-State: 370 State: 92 Local: 0						Payments:	0	0	0	0	0	0
Sec Cat: Preventive Maint	Awd Date: Fall 18	Anticipated Fed Cat: STBG											
TIP #: 	Let With: 	Future Cost: 0 Estimate Total: 512											
County: Jefferson	Pavement resurfacing and guardrail upgrades from Rte. 61 near Selma to I-55 near Danby, and on Rte. T from Rte. TT to Rte. JJ near Papin.						Engineering:	200	237	0	0	0	0
Route: RT TT							R/W:	0	0	0	0	0	0
Job No.: 6S3241							Construction:	0	3,218	0	0	0	0
Length: 15.54	MPO: Y							FFOS:	0	0	0	0	0
Fund Cat: Taking Care Of System	AC-State: 2,764 State: 691 Local: 0						Payments:	0	0	0	0	0	0
Sec Cat: Preventive Maint	Awd Date: Summer 18	Anticipated Fed Cat: STBG											
TIP #: 	Let With: 	Future Cost: 0 Estimate Total: 3,655											

* Subject to the approval of the Transportation Improvement Program by the governing Metropolitan Planning Organization.

May-24-2018

Section 4 - 8

District St. Louis

TMA

Dollars in Thousands



2019-2023 Highway and Bridge Construction Schedule

Transportation Planning

P.O. Box 270
Jefferson City, MO 65102

Construction contingency applied to construction cost in the year the project is awarded.

Three percent project growth factor compounded annually is applied to right-of-way and construction costs in program years 2, 3, 4, and 5.

No inflation is applied to the Funding From Other Sources (FFOS) or Payments.

Engineering includes PE costs, CE costs and R/W incidentals.

Construction contingency applied to construction cost in the year the project is awarded. Three percent project growth factor compounded annually is applied to right-of-way and construction costs in program years 2, 3, 4, and 5. No inflation is applied to the Funding From Other Sources (FFOS) or Payments. Engineering includes PE costs, CE costs and R/W incidentals.							STATE FISCAL YEAR PROJECT BUDGETING						
							Prior Prog.	7/2018- 6/2019	7/2019- 6/2020	7/2020- 6/2021	7/2021- 6/2022	7/2022- 6/2023	
County: Jefferson	Slide repair and roadway relocation near Hardin Road.						Engineering:	175	213	0	0	0	0
Route: RT V							R/W:	0	218	0	0	0	0
Job No.: 6S3089							Construction:	0	1,630	0	0	0	0
Length: 0.13	MPO: Y						FFOS:	0	0	0	0	0	
Fund Cat: Taking Care Of System			AC-State: 1,649	State: 412	Local: 0		Payments:	0	0	0	0	0	
Sec Cat: Preventive Maint	Awd Date: Spring 19	Anticipated Fed Cat: STBG											
TIP #:	Let With:	Future Cost: 0		Estimate Total: 2,236									
County: Jefferson	Bridge replacement at Joachim Creek, east of Rte. 67. Project involves box culvert T0223.						Engineering:	155	79	0	0	0	0
Route: RT V							R/W:	0	10	0	0	0	0
Job No.: 6S3232							Construction:	0	400	0	0	0	0
Length: 0.10	MPO: Y						FFOS:	0	0	0	0	0	
Fund Cat: Taking Care Of System			AC-State: 392	State: 97	Local: 0		Payments:	0	0	0	0	0	
Sec Cat: Rehab And Reconst	Awd Date: Winter 19	Anticipated Fed Cat: STBG											
TIP #:	Let With:	Future Cost: 0		Estimate Total: 644									
County: Jefferson	Add chevrons to curves at various locations throughout Jefferson County.						Engineering:	0	54	0	0	0	0
Route: Various							R/W:	0	0	0	0	0	0
Job No.: 6S3395							Construction:	0	283	0	0	0	0
Length: 0.00	MPO: Y						FFOS:	0	0	0	0	0	
Fund Cat: Safety			Fed: 303	State: 34	Local: 0		Payments:	0	0	0	0	0	
Sec Cat: Safety	Awd Date: Spring 19	Anticipated Fed Cat: Safety											
TIP #:	Let With:	Future Cost: 0		Estimate Total: 337									
County: Jefferson	Payment to city of Pevely for roadway improvements on Rte. Z from east of I-55 to Rte. 61/67. \$952,226 STBG funds.						Engineering:	0	1	0	0	0	0
Route: RT Z							R/W:	0	0	0	0	0	0
Job No.: 6S3151							Construction:	0	1,078	0	0	0	0
Length: 0.35	MPO: Y						FFOS:	0	952	0	0	0	
Fund Cat: Taking Care Of System			Fed: 863	State: 216	Local: 0		Payments:	0	0	0	0	0	
Sec Cat: Preventive Maint	Awd Date: N/A	Anticipated Fed Cat: STBG											
TIP #:	Let With:	Future Cost: 0		Estimate Total: 1,079									
County: St. Charles	Payment to St. Charles County for adding an interchange at Gutermuth Road. Project involves bridges A6105 and A6106.						Engineering:	10	50	50	1	0	0
Route: MO 364							R/W:	0	0	0	0	0	0
Job No.: 6P3350							Construction:	0	0	0	2,900	0	0
Length: 0.72	MPO: Y						FFOS:	0	0	0	0	0	
Fund Cat: Flexible & Other			Fed: 2,401	State: 600	Local: 0		Payments:	0	0	0	0	0	
Sec Cat: System Expansion	Awd Date: N/A	Anticipated Fed Cat: NHPP											
TIP #:	Let With:	Future Cost: 0		Estimate Total: 3,011									

* Subject to the approval of the Transportation Improvement Program by the governing Metropolitan Planning Organization.

May-24-2018

Section 4 - 9

District St. Louis

TMA

Dollars in Thousands



2019-2023 Highway and Bridge Construction Schedule

Transportation Planning

P.O. Box 270
Jefferson City, MO 65102

Construction contingency applied to construction cost in the year the project is awarded.

Three percent project growth factor compounded annually is applied to right-of-way and construction costs in program years 2, 3, 4, and 5.

No inflation is applied to the Funding From Other Sources (FFOS) or Payments.

Engineering includes PE costs, CE costs and R/W incidentals.

Construction contingency applied to construction cost in the year the project is awarded. Three percent project growth factor compounded annually is applied to right-of-way and construction costs in program years 2, 3, 4, and 5. No inflation is applied to the Funding From Other Sources (FFOS) or Payments. Engineering includes PE costs, CE costs and R/W incidentals.							STATE FISCAL YEAR PROJECT BUDGETING					
							Prior Prog.	7/2018- 6/2019	7/2019- 6/2020	7/2020- 6/2021	7/2021- 6/2022	7/2022- 6/2023
County: St. Charles	Bridge rehabilitation at Rte. 94 (3rd Street) in St. Charles. Project involves bridges A4999 and A5109.					Engineering:	174	210	0	0	0	0
Route: MO 370						R/W:	0	0	0	0	0	0
Job No.: 6P2325						Construction:	0	2,184	0	0	0	0
Length: 0.17	MPO: Y						FFOS:	0	0	0	0	0
Fund Cat: Taking Care Of System	Fed: 1,915	State: 479	Local: 0				Payments:	0	0	0	0	0
Sec Cat: Rehab And Reconst	Awd Date: Fall 18	Anticipated Fed Cat: NHPP										
TIP #: 5305F-11	Let With:	Future Cost: 0 Estimate Total: 2,568										
County: St. Charles	Bridge rehabilitation at Pitman Avenue, I-70, and I-64 in Wentzville. Project involves bridges A2755, A2756, L0428 and A2543.					Engineering:	150	329	0	0	0	0
Route: US 61						R/W:	0	0	0	0	0	0
Job No.: 6P3331						Construction:	0	3,107	0	0	0	0
Length: 0.17	MPO: Y						FFOS:	0	0	0	0	0
Fund Cat: Taking Care Of System	Fed: 2,749	State: 687	Local: 0				Payments:	0	0	0	0	0
Sec Cat: Preventive Maint	Awd Date: Winter 19	Anticipated Fed Cat: NHPP										
TIP #:	Let With:	Future Cost: 0 Estimate Total: 3,586										
County: St. Charles	Payment to IDOT to replace deck drainage extension on the Clark bridge. Project involves bridge A4278.					Engineering:	0	0	1	0	0	0
Route: US 67						R/W:	0	0	0	0	0	0
Job No.: 6P3212						Construction:	0	0	300	0	0	0
Length: 0.19	MPO: Y						FFOS:	0	0	0	0	0
Fund Cat: Taking Care Of System	Fed: 241	State: 60	Local: 0				Payments:	0	0	0	0	0
Sec Cat: Rehab And Reconst	Awd Date: N/A	Anticipated Fed Cat: NHPP										
TIP #:	Let With:	Future Cost: 0 Estimate Total: 301										
County: St. Charles	Payment to IDOT for deck sealing on the Clark bridge. Project involves bridge A4278.					Engineering:	0	0	0	0	0	1
Route: US 67						R/W:	0	0	0	0	0	0
Job No.: 6P3213						Construction:	0	0	0	0	0	150
Length: 0.19	MPO: Y						FFOS:	0	0	0	0	0
Fund Cat: Taking Care Of System	Fed: 121	State: 30	Local: 0				Payments:	0	0	0	0	0
Sec Cat: Rehab And Reconst	Awd Date: N/A	Anticipated Fed Cat: NHPP										
TIP #:	Let With:	Future Cost: 0 Estimate Total: 151										
County: St. Charles	Raise southbound lanes and add signalized intersection from the Mississippi River to north of Machens Club Drive. \$1,100,000 Federal Lands Access Program and \$1,668,000 District Operating funds.					Engineering:	20	115	325	0	0	0
Route: US 67						R/W:	0	0	21	0	0	0
Job No.: 6P3372						Construction:	0	0	2,830	0	0	0
Length: 1.50	MPO: Y						FFOS:	0	0	2,768	0	0
Fund Cat: Flexible & Other	Fed: 2,633	State: 658	Local: 0				Payments:	0	0	0	0	0
Sec Cat: Rehab And Reconst	Awd Date: 2020	Anticipated Fed Cat: NHPP										
TIP #:	Let With:	Future Cost: 0 Estimate Total: 3,311										

* Subject to the approval of the Transportation Improvement Program by the governing Metropolitan Planning Organization.

May-24-2018

Section 4 - 10

District St. Louis

TMA

Dollars in Thousands



2019-2023 Highway and Bridge Construction Schedule

Transportation Planning

P.O. Box 270
Jefferson City, MO 65102

Construction contingency applied to construction cost in the year the project is awarded.

Three percent project growth factor compounded annually is applied to right-of-way and construction costs in program years 2, 3, 4, and 5.

No inflation is applied to the Funding From Other Sources (FFOS) or Payments.

Engineering includes PE costs, CE costs and R/W incidentals.

Construction contingency applied to construction cost in the year the project is awarded. Three percent project growth factor compounded annually is applied to right-of-way and construction costs in program years 2, 3, 4, and 5. No inflation is applied to the Funding From Other Sources (FFOS) or Payments. Engineering includes PE costs, CE costs and R/W incidentals.							STATE FISCAL YEAR PROJECT BUDGETING					
							Prior Prog.	7/2018-	7/2019-	7/2020-	7/2021-	7/2022-
								6/2019	6/2020	6/2021	6/2022	6/2023
County: St. Charles Route: IS 70 Job No.: 6I3195 Length: 6.08 MPO: Y Fund Cat: Taking Care Of System Sec Cat: Preventive Maint Awd Date: Summer 19 TIP #: Let With:	Pavement resurfacing from west of Wentzville Parkway to Lake St. Louis Boulevard. Fed: 11,428 State: 1,270 Local: 0 Anticipated Fed Cat: NHPP Future Cost: 0 Estimate Total: 12,898						Engineering: 200 R/W: 0 Construction: 0 FFOS: 0 Payments: 0	100 0 0 0 0	831 0 11,767 0 0	0 0 0 0 0	0 0 0 0 0	
County: St. Charles Route: IS 70 Job No.: 6I3201 Length: 1.01 MPO: Y Fund Cat: Flexible & Other Sec Cat: Regional Awd Date: N/A TIP #: Let With:	Payment to Wentzville for adding interchange west of Point Prairie Road. \$5,000,000 Cost Share funds. Fed: 4,502 State: 500 Local: 0 Anticipated Fed Cat: NHPP Future Cost: 0 Estimate Total: 5,003						Engineering: 1 R/W: 0 Construction: 0 FFOS: 0 Payments: 0	1 0 4,348 4,348 0	1 0 652 652 0	0 0 0 0 0	0 0 0 0 0	
County: St. Charles Route: IS 70 Job No.: 6I3225 Length: 0.84 MPO: Y Fund Cat: Taking Care Of System Sec Cat: Rehab And Reconst Awd Date: 2021 TIP #: Let With:	Bridge rehabilitation on eastbound Blanchette Bridge over Missouri River. Project involves bridge A3292. Fed: 41,583 State: 4,620 Local: 0 Anticipated Fed Cat: NHFP Future Cost: 0 Estimate Total: 46,303						Engineering: 100 R/W: 0 Construction: 0 FFOS: 0 Payments: 0	1,190 0 0 0 0	1,500 0 0 0 0	3,583 0 39,930 0 0	0 0 0 0 0	
County: St. Charles Route: IS 70 Job No.: 6I3356 Length: 3.81 MPO: Y Fund Cat: Taking Care Of System Sec Cat: Preventive Maint Awd Date: 2021 TIP #: Let With:	Pavement resurfacing between Lake St. Louis Boulevard to Rte. K in O'Fallon. Fed: 3,069 State: 342 Local: 0 Anticipated Fed Cat: NHPP Future Cost: 0 Estimate Total: 3,416						Engineering: 5 R/W: 0 Construction: 0 FFOS: 0 Payments: 0	50 0 0 0 0	200 0 0 0 0	212 0 2,949 0 0	0 0 0 0 0	
County: St. Charles Route: OR 70 Job No.: 6S3396 Length: 4.58 MPO: Y Fund Cat: Taking Care Of System Sec Cat: Preventive Maint Awd Date: Fall 19 TIP #: Let With:	Pavement resurfacing and upgrade guardrail from Wentzville Parkway to Rte. T. AC-State: 1,316 State: 329 Local: 0 Anticipated Fed Cat: STBG Future Cost: 0 Estimate Total: 1,645						Engineering: 0 R/W: 0 Construction: 0 FFOS: 0 Payments: 0	70 0 0 0 0	147 0 1,428 0 0	0 0 0 0 0	0 0 0 0 0	

* Subject to the approval of the Transportation Improvement Program by the governing Metropolitan Planning Organization.

May-24-2018

Section 4 - 11

District St. Louis

TMA

Dollars in Thousands



2019-2023 Highway and Bridge Construction Schedule

Transportation Planning

P.O. Box 270
Jefferson City, MO 65102

Construction contingency applied to construction cost in the year the project is awarded.

Three percent project growth factor compounded annually is applied to right-of-way and construction costs in program years 2, 3, 4, and 5.

No inflation is applied to the Funding From Other Sources (FFOS) or Payments.

Engineering includes PE costs, CE costs and R/W incidentals.

						STATE FISCAL YEAR PROJECT BUDGETING					
						Prior Prog.	7/2018-6/2019	7/2019-6/2020	7/2020-6/2021	7/2021-6/2022	7/2022-6/2023
County:	St. Charles	Bridge rehabilitation at eight locations in St. Charles County. Project involves bridges				Engineering:	30	92	0	0	0
Route:	MO 79	A6988, A5952, A5095, A6987, A6036, A6035, A6041 and A6086.				R/W:	0	0	0	0	0
Job No.:	6P3316					Construction:	0	897	0	0	0
Length:	0.41	MPO:	Y			FFOS:	0	0	0	0	0
Fund Cat:	Taking Care Of System	Fed:	792	State:	197	Local:	0				
Sec Cat:	Preventive Maint	Awd Date:	Spring 19	Anticipated Fed Cat:		NHPP	Payments:	0	0	0	0
TIP #:	Let With:	Future Cost:	0	Estimate Total:	1,019						
County:	St. Charles	Bridge rehabilitation at Salt River Road. Project involves bridge A4729.				Engineering:	139	107	0	0	0
Route:	MO 79					R/W:	0	0	0	0	0
Job No.:	6S3299					Construction:	0	1,485	0	0	0
Length:	0.07	MPO:	Y			FFOS:	0	0	0	0	0
Fund Cat:	Taking Care Of System	Fed:	1,274	State:	318	Local:	0				
Sec Cat:	Preventive Maint	Awd Date:	Winter 19	Anticipated Fed Cat:		NHPP	Payments:	0	0	0	0
TIP #:	Let With:	Future Cost:	0	Estimate Total:	1,731						
County:	St. Charles	Bridge rehabilitation at six locations in St. Charles County. Project involves bridges				Engineering:	5	5	35	109	0
Route:	MO 94	A7189, A5940, A7871, A6678, A6680 and A7866.				R/W:	0	0	0	0	0
Job No.:	6S3317					Construction:	0	0	0	1,181	0
Length:	0.18	MPO:	Y			FFOS:	0	0	0	0	0
Fund Cat:	Taking Care Of System	Fed:	1,064	State:	266	Local:	0				
Sec Cat:	Preventive Maint	Awd Date:	2021	Anticipated Fed Cat:		NHPP	Payments:	0	0	0	0
TIP #:	Let With:	Future Cost:	0	Estimate Total:	1,335						
County:	St. Charles	Pavement resurfacing and adding shoulders from Rte. 370 to BNSF Railroad crossing in				Engineering:	200	20	169	0	0
Route:	MO 94	Orchard Farm. \$652,000 Open Container funds.				R/W:	0	9	0	0	0
Job No.:	6S3328					Construction:	0	0	2,250	0	0
Length:	6.00	MPO:	Y			FFOS:	0	0	652	0	0
Fund Cat:	Taking Care Of System	Fed:	1,958	State:	490	Local:	0				
Sec Cat:	Preventive Maint	Awd Date:	2020	Anticipated Fed Cat:		STBG	Payments:	0	0	0	0
TIP #:	Let With:	Future Cost:	0	Estimate Total:	2,648						
County:	St. Charles	Add J-Turns between Independence Road and Wolfrum Road. \$1,393,000 Open				Engineering:	10	215	0	0	0
Route:	MO 94	Container.				R/W:	0	0	0	0	0
Job No.:	6S3379					Construction:	0	1,393	0	0	0
Length:	1.52	MPO:	Y			FFOS:	0	1,393	0	0	0
Fund Cat:	Safety	Fed:	1,447	State:	161	Local:	0				
Sec Cat:	Safety	Awd Date:	Spring 19	Anticipated Fed Cat:		Safety	Payments:	0	0	0	0
TIP #:	Let With:	Future Cost:	0	Estimate Total:	1,618						

* Subject to the approval of the Transportation Improvement Program by the governing Metropolitan Planning Organization.

May-24-2018

Section 4 - 12

District St. Louis

TMA

Dollars in Thousands



2019-2023 Highway and Bridge Construction Schedule

Transportation Planning

P.O. Box 270
Jefferson City, MO 65102

Construction contingency applied to construction cost in the year the project is awarded.

Three percent project growth factor compounded annually is applied to right-of-way and construction costs in program years 2, 3, 4, and 5.

No inflation is applied to the Funding From Other Sources (FFOS) or Payments.

Engineering includes PE costs, CE costs and R/W incidentals.

Construction contingency applied to construction cost in the year the project is awarded. Three percent project growth factor compounded annually is applied to right-of-way and construction costs in program years 2, 3, 4, and 5. No inflation is applied to the Funding From Other Sources (FFOS) or Payments. Engineering includes PE costs, CE costs and R/W incidentals.							STATE FISCAL YEAR PROJECT BUDGETING					
							Prior Prog.	7/2018- 6/2019	7/2019- 6/2020	7/2020- 6/2021	7/2021- 6/2022	7/2022- 6/2023
County: St. Charles Route: RT A Job No.: 6S3319 Length: 3.37 MPO: Y Fund Cat: Taking Care Of System Sec Cat: Preventive Maint Awd Date: 2020 TIP #: Let With:	Pavement resurfacing and bridge rehabilitation from Rte. 61 to I-70. Project involves bridge A4235. AC-State: 3,207 State: 802 Local: 0 Anticipated Fed Cat: STBG Future Cost: 0 Estimate Total: 4,049						Engineering: 40 R/W: 0 Construction: 0 FFOS: 0 Payments: 0	150 0 0 0 0	380 0 3,479 0 0	0 0 0 0 0	0 0 0 0 0	
County: St. Charles Route: RT B Job No.: 6S3329 Length: 9.22 MPO: Y Fund Cat: Taking Care Of System Sec Cat: Preventive Maint Awd Date: Winter 19 TIP #: Let With:	Pavement resurfacing and culvert replacement from Rte. C near Perugue to Rte. 94 at Boschertown. Project involves bridge A0873. AC-State: 2,363 State: 591 Local: 0 Anticipated Fed Cat: STBG Future Cost: 0 Estimate Total: 3,004						Engineering: 50 R/W: 0 Construction: 0 FFOS: 0 Payments: 0	357 0 2,597 0 0	0 0 0 0 0	0 0 0 0 0	0 0 0 0 0	
County: St. Charles Route: RT C Job No.: 6S3318 Length: 4.96 MPO: Y Fund Cat: Taking Care Of System Sec Cat: Preventive Maint Awd Date: 2021 TIP #: Let With:	Pavement resurfacing from the Missouri River to Salt River Road. AC-State: 440 State: 110 Local: 0 Anticipated Fed Cat: STBG Future Cost: 0 Estimate Total: 560						Engineering: 10 R/W: 0 Construction: 0 FFOS: 0 Payments: 0	10 0 0 0 0	10 0 0 0 0	42 0 488 0 0	0 0 0 0 0	
County: St. Charles Route: RT DD Job No.: 6S3330 Length: 9.66 MPO: Y Fund Cat: Taking Care Of System Sec Cat: Preventive Maint Awd Date: Fall 18 TIP #: Let With:	Pavement resurfacing and upgrade guardrail from I-64 at O'Fallon to Rte. 94 near Defiance. AC-State: 1,825 State: 456 Local: 0 Anticipated Fed Cat: STBG Future Cost: 0 Estimate Total: 2,371						Engineering: 90 R/W: 0 Construction: 0 FFOS: 0 Payments: 0	167 0 2,114 0 0	0 0 0 0 0	0 0 0 0 0	0 0 0 0 0	
County: St. Charles Route: RT F Job No.: 6S3300 Length: 10.33 MPO: Y Fund Cat: Taking Care Of System Sec Cat: Preventive Maint Awd Date: 2020 TIP #: Let With:	Pavement preservation treatment and adding shoulders from Rte. D in New Melle to Rte. 94 near Defiance. \$2,324,000 Open Container funds. Fed: 6,276 State: 1,569 Local: 0 Anticipated Fed Cat: STBG Future Cost: 0 Estimate Total: 7,850						Engineering: 5 R/W: 0 Construction: 0 FFOS: 0 Payments: 0	300 0 0 0 0	705 0 6,840 2,324 0	0 0 0 0 0	0 0 0 0 0	

* Subject to the approval of the Transportation Improvement Program by the governing Metropolitan Planning Organization.

May-24-2018

Section 4 - 13

District St. Louis

TMA

Dollars in Thousands



2019-2023 Highway and Bridge Construction Schedule

Transportation Planning

P.O. Box 270
Jefferson City, MO 65102

Construction contingency applied to construction cost in the year the project is awarded.

Three percent project growth factor compounded annually is applied to right-of-way and construction costs in program years 2, 3, 4, and 5.

No inflation is applied to the Funding From Other Sources (FFOS) or Payments.

Engineering includes PE costs, CE costs and R/W incidentals.

Construction contingency applied to construction cost in the year the project is awarded. Three percent project growth factor compounded annually is applied to right-of-way and construction costs in program years 2, 3, 4, and 5. No inflation is applied to the Funding From Other Sources (FFOS) or Payments. Engineering includes PE costs, CE costs and R/W incidentals.							STATE FISCAL YEAR PROJECT BUDGETING							
							Prior Prog.	7/2018- 6/2019	7/2019- 6/2020	7/2020- 6/2021	7/2021- 6/2022	7/2022- 6/2023		
County: St. Charles	Pavement preservation treatment from Rte. 61 in Flint Hill to Rte. M in O'Fallon.						Engineering:	5	5	368	0	0	0	
Route: RT P							R/W:	0	0	0	0	0	0	
Job No.: 6S3306							Construction:	0	0	4,698	0	0	0	
Length: 10.27	MPO: Y							FFOS:	0	0	0	0	0	
Fund Cat: Taking Care Of System	AC-State: 4,056 State: 1,015 Local: 0						Payments:	0	0	0	0	0		
Sec Cat: Preventive Maint	Awd Date: Fall 19	Anticipated Fed Cat: STBG												
TIP #: Let With:	Future Cost: 0 Estimate Total: 5,076													
County: St. Charles	Pavement resurfacing, adding shoulders, bridge replacement, and super-elevated curve correction from I-70 South Outer road in Foristell to Rte. TT near Femme Osage. Project involves bridge T0281. \$2,845,000 Open Container.						Engineering:	250	629	0	0	0	0	
Route: RT T							R/W:	0	0	0	0	0	0	
Job No.: 6S3185							Construction:	0	8,456	0	0	0	0	
Length: 12.58	MPO: Y							FFOS:	0	2,845	0	0	0	
Fund Cat: Safety	Fed: 8,176 State: 909 Local: 0						Payments:	0	0	0	0	0		
Sec Cat: Safety	Awd Date: Winter 19	Anticipated Fed Cat: Safety												
TIP #: Let With: 6S3186	Future Cost: 0 Estimate Total: 9,335													
County: St. Charles	Pavement resurfacing from Rte. TT near Femme Osage to Rte. 94 near Augusta.						Engineering:	30	78	0	0	0	0	
Route: RT T							R/W:	0	0	0	0	0	0	
Job No.: 6S3186							Construction:	0	992	0	0	0	0	
Length: 6.53	MPO: Y							FFOS:	0	0	0	0	0	
Fund Cat: Taking Care Of System	AC-State: 856 State: 214 Local: 0						Payments:	0	0	0	0	0		
Sec Cat: Preventive Maint	Awd Date: Winter 19	Anticipated Fed Cat: STBG												
TIP #: Let With: 6S3185	Future Cost: 0 Estimate Total: 1,100													
County: St. Charles	Job Order Contracting for guardrail repair at various locations in St. Charles County.						Engineering:	2	25	0	0	0	0	
Route: Various							R/W:	0	0	0	0	0	0	
Job No.: 6P3309							Construction:	0	315	0	0	0	0	
Length: 0.00	MPO: Y							FFOS:	0	0	0	0	0	
Fund Cat: Taking Care Of System	Fed: 272 State: 68 Local: 0						Payments:	0	0	0	0	0	0	
Sec Cat: Systems Operations	Awd Date: Spring 19	Anticipated Fed Cat: NHPP												
TIP #: Let With:	Future Cost: 0 Estimate Total: 342													
County: St. Louis	Pavement resurfacing from US 61 to Big Bend Blvd, bridge replacement over Black Creek, signal replacement, and upgrade pedestrian facilities to comply with ADA Transition Plan. Project involves bridges G0681 and A4844. \$2,039,000 Statewide Transportation Alternatives fu						Engineering:	2,254	500	5	1,559	0	0	
Route: MO 100							R/W:	735	2,297	0	0	0	0	
Job No.: 6S1718							Construction:	0	0	0	23,241	0	0	
Length: 4.69	MPO: Y							FFOS:	0	0	0	2,039	0	0
Fund Cat: Taking Care Of System	Fed: 22,082 State: 5,520 Local: 0						Payments:	0	0	0	0	0	0	
Sec Cat: Rehab And Reconst	Awd Date: 2021	Anticipated Fed Cat: NHPP												
TIP #: 4412L-10	Let With:	Future Cost: 0 Estimate Total: 30,591												

* Subject to the approval of the Transportation Improvement Program by the governing Metropolitan Planning Organization.

May-24-2018

Section 4 - 14

District St. Louis

TMA

Dollars in Thousands



2019-2023 Highway and Bridge Construction Schedule

Transportation Planning

P.O. Box 270
Jefferson City, MO 65102

Construction contingency applied to construction cost in the year the project is awarded.

Three percent project growth factor compounded annually is applied to right-of-way and construction costs in program years 2, 3, 4, and 5.

No inflation is applied to the Funding From Other Sources (FFOS) or Payments.

Engineering includes PE costs, CE costs and R/W incidentals.

Construction contingency applied to construction cost in the year the project is awarded. Three percent project growth factor compounded annually is applied to right-of-way and construction costs in program years 2, 3, 4, and 5. No inflation is applied to the Funding From Other Sources (FFOS) or Payments. Engineering includes PE costs, CE costs and R/W incidentals.							STATE FISCAL YEAR PROJECT BUDGETING						
							Prior Prog.	7/2018- 6/2019	7/2019- 6/2020	7/2020- 6/2021	7/2021- 6/2022	7/2022- 6/2023	
County:	St. Louis	Pavement rehabilitation, signal reconstruction, and upgrade pedestrian facilities to comply with ADA Transition Plan from Rte. 67 to New Ballas Road. \$963,000 Statewide Transportation Alternatives funds.					Engineering:	150	240	500	757	0	0
Route:	MO 100						R/W:	0	200	0	0	0	0
Job No.:	6S3259						Construction:	0	0	0	10,497	0	0
Length:	2.41	MPO:	Y				FFOS:	0	0	0	963	0	0
Fund Cat:	Taking Care Of System			Fed:	9,755	State:	2,439	Local:	0				
Sec Cat:	Preventive Maint	Awd Date:	2021	Anticipated Fed Cat:	NHPP			Payments:	0	0	0	0	0
TIP #:	Let With:	Future Cost:			0	Estimate Total:	12,344						
County:	St. Louis	Bridge rehabilitation at Rte. 100 in Wildwood. Project involves bridge A2738.					Engineering:	510	214	0	0	0	0
Route:	MO 109						R/W:	0	0	0	0	0	0
Job No.:	6S3141						Construction:	0	2,390	0	0	0	0
Length:	0.06	MPO:	Y				FFOS:	0	0	0	0	0	0
Fund Cat:	Taking Care Of System			Fed:	2,083	State:	521	Local:	0				
Sec Cat:	Preventive Maint	Awd Date:	Winter 19	Anticipated Fed Cat:	NHPP			Payments:	0	0	0	0	0
TIP #:	Let With:	6S3141C, 6S3141B, 6S3141D			Future Cost:	0	Estimate Total:	3,114					
County:	St. Louis	Replace signals and upgrade pedestrian facilities to comply with ADA Transition Plan on Natural Bridge Road from I-70 to I-170 in Berkeley.					Engineering:	167	124	0	0	0	0
Route:	MO 115						R/W:	70	0	0	0	0	0
Job No.:	6S3265						Construction:	0	1,668	0	0	0	0
Length:	1.29	MPO:	Y				FFOS:	0	0	0	0	0	0
Fund Cat:	Taking Care Of System			Fed:	1,433	State:	359	Local:	0				
Sec Cat:	Systems Operations	Awd Date:	Spring 19	Anticipated Fed Cat:	NHPP			Payments:	0	0	0	0	0
TIP #:	Let With:	Future Cost:			0	Estimate Total:	2,029						
County:	St. Louis	Bridge rehabilitation at Metrolink crossing in Normandy. Project involves bridge A6736.					Engineering:	20	20	20	0	0	0
Route:	MO 115						R/W:	0	0	0	0	0	0
Job No.:	6S3327						Construction:	0	0	280	0	0	0
Length:	0.02	MPO:	Y				FFOS:	0	0	0	0	0	0
Fund Cat:	Taking Care Of System			Fed:	256	State:	64	Local:	0				
Sec Cat:	Preventive Maint	Awd Date:	Fall 19	Anticipated Fed Cat:	NHPP			Payments:	0	0	0	0	0
TIP #:	Let With:	Future Cost:			0	Estimate Total:	340						
County:	St. Louis	Bridge replacement over flood control lake in Earth City. Project involves bridges A8123 and A8124.					Engineering:	20	1	1	1	1	19
Route:	MO 141						R/W:	0	0	0	0	0	0
Job No.:	6P3062B						Construction:	0	0	0	0	0	289
Length:	0.12	MPO:	Y				FFOS:	0	0	0	0	0	0
Fund Cat:	Taking Care Of System			Fed:	250	State:	62	Local:	0				
Sec Cat:	Preventive Maint	Awd Date:	2023	Anticipated Fed Cat:	NHPP			Payments:	0	0	0	0	0
TIP #:	Let With:	Future Cost:			0	Estimate Total:	332						

* Subject to the approval of the Transportation Improvement Program by the governing Metropolitan Planning Organization.

May-24-2018

Section 4 - 15

District St. Louis

TMA

Dollars in Thousands



2019-2023 Highway and Bridge Construction Schedule

Transportation Planning

P.O. Box 270
Jefferson City, MO 65102

Construction contingency applied to construction cost in the year the project is awarded.

Three percent project growth factor compounded annually is applied to right-of-way and construction costs in program years 2, 3, 4, and 5.

No inflation is applied to the Funding From Other Sources (FFOS) or Payments.

Engineering includes PE costs, CE costs and R/W incidentals.

						STATE FISCAL YEAR PROJECT BUDGETING					
						Prior Prog.	7/2018- 6/2019	7/2019- 6/2020	7/2020- 6/2021	7/2021- 6/2022	7/2022- 6/2023
County:	St. Louis	Pavement repair and resurfacing, upgrade guardrail, and upgrade pedestrian facilities to comply with ADA Transition Plan from I-64 in Town and Country to north of Rte. 30 in Fenton. \$130,000 Statewide Transportation Alternatives funds.				Engineering:	388	433	0	0	0
Route:	MO 141					R/W:	0	0	0	0	0
Job No.:	6P3180					Construction:	0	4,851	0	0	0
Length:	11.00	MPO:	Y			FFOS:	0	130	0	0	0
Fund Cat:	Taking Care Of System	Fed:	4,227	State:	1,057	Local:	0				
Sec Cat:	Routine Maintenance	Awd Date:	Fall 18	Anticipated Fed Cat:	NHPP	Payments:	0	0	0	0	0
TIP #:	Let With: 6P3200	Future Cost:	0	Estimate Total:	5,672						
County:	St. Louis	Add turn lanes northbound at Rte. 364 interchange in Maryland Heights. \$1,060,750 Congestion Mitigation Air Quality funds.				Engineering:	53	58	125	0	0
Route:	MO 141					R/W:	0	0	0	0	0
Job No.:	6P3188B					Construction:	0	0	1,393	0	0
Length:	1.08	MPO:	Y			FFOS:	0	0	1,061	0	0
Fund Cat:	Flexible & Other	Fed:	1,260	State:	316	Local:	0				
Sec Cat:	System Expansion	Awd Date:	Summer 19	Anticipated Fed Cat:	C.M.A.Q.	Payments:	0	0	0	0	0
TIP #:	Let With: 6P3188C	Future Cost:	0	Estimate Total:	1,629						
County:	St. Louis	Widen interchange ramps, add turn lanes, and modify signals at Rte. 364 and on Rte. 364 at Rte. 141 in Maryland Heights. \$2,240,358 Congestion Mitigation Air Quality funds.				Engineering:	112	112	252	0	0
Route:	MO 141					R/W:	0	0	0	0	0
Job No.:	6P3188C					Construction:	0	0	2,942	0	0
Length:	2.49	MPO:	Y			FFOS:	0	0	2,240	0	0
Fund Cat:	Flexible & Other	Fed:	2,646	State:	660	Local:	0				
Sec Cat:	System Expansion	Awd Date:	Summer 19	Anticipated Fed Cat:	C.M.A.Q.	Payments:	0	0	0	0	0
TIP #:	Let With: 6P3188B	Future Cost:	0	Estimate Total:	3,418						
County:	St. Louis	Bridge rehabilitation over BNSF Railroad, Meramec River, Grand Glaize Creek, Rte. 100 (Manchester Rd.), and South Outer Forty Rd. Project involves bridges A4104, A4105, A3998, A5877, A5818, A5819 and A4065.				Engineering:	605	236	0	0	0
Route:	MO 141					R/W:	0	0	0	0	0
Job No.:	6P3200					Construction:	0	3,292	0	0	0
Length:	0.39	MPO:	Y			FFOS:	0	0	0	0	0
Fund Cat:	Taking Care Of System	Fed:	2,823	State:	705	Local:	0				
Sec Cat:	Preventive Maint	Awd Date:	Fall 18	Anticipated Fed Cat:	NHPP	Payments:	0	0	0	0	0
TIP #:	Let With: 6P3180	Future Cost:	0	Estimate Total:	4,133						
County:	St. Louis	Replace signals from Corporate Woods Drive north in Bridgeton to Rider Trail South in Earth City.				Engineering:	141	260	0	0	0
Route:	MO 141					R/W:	0	10	0	0	0
Job No.:	6P3253					Construction:	0	2,984	0	0	0
Length:	1.90	MPO:	Y			FFOS:	0	0	0	0	0
Fund Cat:	Taking Care Of System	Fed:	2,603	State:	651	Local:	0				
Sec Cat:	Systems Operations	Awd Date:	Spring 19	Anticipated Fed Cat:	NHPP	Payments:	0	0	0	0	0
TIP #:	Let With:	Future Cost:	0	Estimate Total:	3,395						

* Subject to the approval of the Transportation Improvement Program by the governing Metropolitan Planning Organization.

May-24-2018

Section 4 - 16

District St. Louis

TMA

Dollars in Thousands



2019-2023 Highway and Bridge Construction Schedule

Transportation Planning

P.O. Box 270
Jefferson City, MO 65102

Construction contingency applied to construction cost in the year the project is awarded.

Three percent project growth factor compounded annually is applied to right-of-way and construction costs in program years 2, 3, 4, and 5.

No inflation is applied to the Funding From Other Sources (FFOS) or Payments.

Engineering includes PE costs, CE costs and R/W incidentals.

Construction contingency applied to construction cost in the year the project is awarded. Three percent project growth factor compounded annually is applied to right-of-way and construction costs in program years 2, 3, 4, and 5. No inflation is applied to the Funding From Other Sources (FFOS) or Payments. Engineering includes PE costs, CE costs and R/W incidentals.							STATE FISCAL YEAR PROJECT BUDGETING						
							Prior Prog.	7/2018- 6/2019	7/2019- 6/2020	7/2020- 6/2021	7/2021- 6/2022	7/2022- 6/2023	
County: St. Louis	Pavement resurfacing and upgrade pedestrian facilities to comply with ADA Transition Plan from Pennridge Drive to I-170.						Engineering:	812	502	250	1,187	0	0
Route: MO 180							R/W:	0	1,950	0	0	0	0
Job No.: 6S3048							Construction:	0	0	0	18,601	0	0
Length: 6.34	MPO: Y							FFOS:	0	0	0	0	0
Fund Cat: Taking Care Of System	Fed: 17,993 State: 4,497 Local: 0						Payments:	0	0	0	0	0	0
Sec Cat: Thin Lift Overlay	Awd Date: 2021	Anticipated Fed Cat: NHPP											
TIP #: Let With:	Future Cost: 0 Estimate Total: 23,302												
County: St. Louis	Pavement resurfacing, replace signals, and upgrade pedestrian facilities to comply with ADA Transition Plan from I-170 to St. Louis City limits; road reconfiguration from Normandy to City of St. Louis. \$4,000,000 Statewide Transportation Alternatives funds.						Engineering:	812	402	1,147	0	0	0
Route: MO 180							R/W:	0	755	0	0	0	0
Job No.: 6S3049							Construction:	0	0	14,485	0	0	0
Length: 3.64	MPO: Y							FFOS:	0	0	4,000	0	0
Fund Cat: Taking Care Of System	Fed: 13,432 State: 3,357 Local: 0						Payments:	0	0	0	0	0	0
Sec Cat: Rehab And Reconst	Awd Date: 2020	Anticipated Fed Cat: NHPP											
TIP #: Let With:	Future Cost: 0 Estimate Total: 17,601												
County: St. Louis	Intersection and lane reconfiguration on St. Charles Rock Road from Pennridge Drive to south of I-270 in Bridgeton. \$69,480 Congestion Mitigation and Air Quality.						Engineering:	11	8	0	0	0	0
Route: MO 180							R/W:	0	0	0	0	0	0
Job No.: 6S3267							Construction:	0	103	0	0	0	0
Length: 0.17	MPO: Y							FFOS:	0	70	0	0	0
Fund Cat: Taking Care Of System	Fed: 89 State: 22 Local: 0						Payments:	0	0	0	0	0	0
Sec Cat: Systems Operations	Awd Date: Spring 19	Anticipated Fed Cat: NHPP											
TIP #: Let With:	Future Cost: 0 Estimate Total: 122												
County: St. Louis	Bridge repair and add sidewalk on St. Charles Rock Road at I-70. Project involves bridge L0887.						Engineering:	100	100	100	180	0	0
Route: MO 180							R/W:	0	0	0	0	0	0
Job No.: 6S3311							Construction:	0	0	0	2,768	0	0
Length: 0.05	MPO: Y							FFOS:	0	0	0	0	0
Fund Cat: Taking Care Of System	Fed: 2,518 State: 630 Local: 0						Payments:	0	0	0	0	0	0
Sec Cat: Preventive Maint	Awd Date: 2021	Anticipated Fed Cat: NHPP											
TIP #: Let With:	Future Cost: 0 Estimate Total: 3,248												
County: St. Louis	Bridge replacement at Rte. N interchange. Potential Design/Build project. Project involves bridge L0745.						Engineering:	798	5	1	501	0	0
Route: IS 270							R/W:	0	0	0	0	0	0
Job No.: 6I1896							Construction:	0	0	0	7,723	0	0
Length: 0.20	MPO: Y							FFOS:	0	0	0	0	0
Fund Cat: Taking Care Of System	Fed: 7,407 State: 823 Local: 0						Payments:	0	0	0	0	0	0
Sec Cat: Rehab And Reconst	Awd Date: 2021	Anticipated Fed Cat: NHPP											
TIP #: 4208B-06	Let With: 6I2233	Future Cost: 0 Estimate Total: 9,028											

* Subject to the approval of the Transportation Improvement Program by the governing Metropolitan Planning Organization.

May-24-2018

Section 4 - 17

District St. Louis

TMA

Dollars in Thousands



2019-2023 Highway and Bridge Construction Schedule

Transportation Planning

P.O. Box 270
Jefferson City, MO 65102

Construction contingency applied to construction cost in the year the project is awarded.

Three percent project growth factor compounded annually is applied to right-of-way and construction costs in program years 2, 3, 4, and 5.

No inflation is applied to the Funding From Other Sources (FFOS) or Payments.

Engineering includes PE costs, CE costs and R/W incidentals.

Construction contingency applied to construction cost in the year the project is awarded. Three percent project growth factor compounded annually is applied to right-of-way and construction costs in program years 2, 3, 4, and 5. No inflation is applied to the Funding From Other Sources (FFOS) or Payments. Engineering includes PE costs, CE costs and R/W incidentals.							STATE FISCAL YEAR PROJECT BUDGETING					
							Prior Prog.	7/2018- 6/2019	7/2019- 6/2020	7/2020- 6/2021	7/2021- 6/2022	7/2022- 6/2023
County: St. Louis Route: IS 270 Job No.: 612233 Length: 0.10 MPO: Y Fund Cat: Taking Care Of System Sec Cat: Rehab And Reconst Awd Date: 2021 TIP #: 4919C-11 Let With: 611896	Bridge replacement at Rte. AC interchange. Potential Design/Build project. Project involves bridge A0223.						Engineering: 458 R/W: 0 Construction: 0 FFOS: 0 Payments: 0	5 0 0 0 0	1 0 0 0 0	477 0 7,366 0 0	0 0 0 0 0	0 0 0 0 0
County: St. Louis Route: IS 270 Job No.: 613020B Length: 15.52 MPO: Y Fund Cat: Flexible & Other Sec Cat: Rehab And Reconst Awd Date: Spring 19 TIP #: Let With:	Pavement, bridge, and upgrade pedestrian facilities to comply with ADA Transition Plan on the I-270 North Corridor on disconnected sections in north county. Potential Design/Build project. \$4,440,000 Statewide Transportation Alternatives funds.						Engineering: 5,050 R/W: 3,000 Construction: 0 FFOS: 0 Payments: 0	12,692 0 106,440 4,440 0	10 0 70,617 0 0	5 0 8,997 0 0	0 0 0 0 0	0 0 0 0 0
County: St. Louis Route: IS 270 Job No.: 613020C Length: 0.64 MPO: Y Fund Cat: Flexible & Other Sec Cat: System Expansion Awd Date: 2023 TIP #: Let With:	Modify interchange configuration at Riverview Boulevard in St. Louis City. Project involves bridges A1024 and A1025.						Engineering: 100 R/W: 0 Construction: 0 FFOS: 0 Payments: 0	820 500 0 0 0	350 0 0 0 0	5 0 0 0 0	5 0 0 0 0	915 0 14,924 0 0
County: St. Louis Route: IS 270 Job No.: 613136B Length: 8.49 MPO: Y Fund Cat: Taking Care Of System Sec Cat: Preventive Maint Awd Date: 2021 TIP #: Let With:	Barrier wall replacement from I-170 interchange to Chain of Rocks bridge. Potential Design/Build project.						Engineering: 700 R/W: 0 Construction: 0 FFOS: 0 Payments: 0	10 0 0 0 0	1 0 0 0 0	838 0 13,051 0 0	0 0 0 0 0	0 0 0 0 0
County: St. Louis Route: IS 270 Job No.: 613263 Length: 3.22 MPO: Y Fund Cat: Taking Care Of System Sec Cat: Preventive Maint Awd Date: 2020 TIP #: Let With:	Pavement resurfacing and upgrade guardrail from north of Rte. D (Page Avenue) to I-70.						Engineering: 620 R/W: 0 Construction: 0 FFOS: 0 Payments: 0	200 0 0 0 0	721 0 7,817 0 0	0 0 0 0 0	0 0 0 0 0	0 0 0 0 0

* Subject to the approval of the Transportation Improvement Program by the governing Metropolitan Planning Organization.

May-24-2018

Section 4 - 18

District St. Louis

TMA

Dollars in Thousands



2019-2023 Highway and Bridge Construction Schedule

Transportation Planning

P.O. Box 270
Jefferson City, MO 65102

Construction contingency applied to construction cost in the year the project is awarded.

Three percent project growth factor compounded annually is applied to right-of-way and construction costs in program years 2, 3, 4, and 5.

No inflation is applied to the Funding From Other Sources (FFOS) or Payments.

Engineering includes PE costs, CE costs and R/W incidentals.

						STATE FISCAL YEAR PROJECT BUDGETING					
						Prior Prog.	7/2018- 6/2019	7/2019- 6/2020	7/2020- 6/2021	7/2021- 6/2022	7/2022- 6/2023
County:	St. Louis	Bridge painting from Rte. 370 interchange to Woodford Way. Project involves bridges				Engineering:	300	220	0	0	0
Route:	IS 270	A0170, A4277, A4297, A4298, A4889, A4899 and A4898.				R/W:	0	0	0	0	0
Job No.:	613266					Construction:	0	3,126	0	0	0
Length:	0.63	MPO:	Y			FFOS:	0	0	0	0	0
Fund Cat:	Taking Care Of System	Fed:	3,010	State:	336	Local:	0				
Sec Cat:	Preventive Maint	Awd Date:	Winter 19	Anticipated Fed Cat:	NHPP		Payments:	0	0	0	0
TIP #:	Let With:	Future Cost:	0	Estimate Total:	3,646						
County:	St. Louis	Pavement improvements on disconnected sections of Dunn Road between Howdershell				Engineering:	480	1	1	372	0
Route:	OR 270	Road and Hanley / Graham Road. Potential Design/Build project.				R/W:	0	0	0	0	0
Job No.:	6S3339					Construction:	0	0	0	5,735	0
Length:	2.77	MPO:	Y			FFOS:	0	0	0	0	0
Fund Cat:	Taking Care Of System	AC-State:	4,888	State:	1,221	Local:	0				
Sec Cat:	Preventive Maint	Awd Date:	2021	Anticipated Fed Cat:	STBG		Payments:	0	0	0	0
TIP #:	Let With:	Future Cost:	0	Estimate Total:	6,589						
County:	St. Louis	Pavement improvements on Dunn Road from Hanley / Graham Road to Route 367 (Lewis				Engineering:	846	1	1	659	0
Route:	OR 270	and Clark Boulevard). Potential Design/Build project.				R/W:	0	0	0	0	0
Job No.:	6S3340					Construction:	0	0	0	10,172	0
Length:	5.70	MPO:	Y			FFOS:	0	0	0	0	0
Fund Cat:	Taking Care Of System	AC-State:	8,667	State:	2,166	Local:	0				
Sec Cat:	Preventive Maint	Awd Date:	2021	Anticipated Fed Cat:	STBG		Payments:	0	0	0	0
TIP #:	Let With:	Future Cost:	0	Estimate Total:	11,679						
County:	St. Louis	Replace signals and lighting, and upgrade pedestrian facilities to comply with ADA				Engineering:	115	20	49	0	0
Route:	MO 30	Transition Plan on Gravois Road at Sappington Road, Rte. P (Mackenzie Rd.), Seibert				R/W:	0	0	0	0	0
Job No.:	6S3233	Avenue, and Weber Rd. \$77,000 Statewide Transportation Alternative funds.				Construction:	0	0	664	0	0
Length:	0.11	MPO:	Y			FFOS:	0	0	77	0	0
Fund Cat:	Taking Care Of System	Fed:	586	State:	147	Local:	0				
Sec Cat:	Systems Operations	Awd Date:	2020	Anticipated Fed Cat:	NHPP		Payments:	0	0	0	0
TIP #:	Let With:	Future Cost:	0	Estimate Total:	848						
County:	St. Louis	Pavement rehabilitation from River Valley to I-270; pavement repair from Lea Oak to				Engineering:	50	270	595	1,042	0
Route:	MO 340	River Valley; upgrading pedestrian facilities to comply with ADA Transition Plan.				R/W:	0	100	0	0	0
Job No.:	6S3255	\$1,457,000 Statewide Transportation Alternatives funds.				Construction:	0	0	0	12,014	0
Length:	7.64	MPO:	Y			FFOS:	0	0	0	1,457	0
Fund Cat:	Taking Care Of System	Fed:	11,217	State:	2,804	Local:	0				
Sec Cat:	Preventive Maint	Awd Date:	2021	Anticipated Fed Cat:	NHPP		Payments:	0	0	0	0
TIP #:	Let With:	Future Cost:	0	Estimate Total:	14,071						

* Subject to the approval of the Transportation Improvement Program by the governing Metropolitan Planning Organization.

May-24-2018

Section 4 - 19

District St. Louis

TMA

Dollars in Thousands



2019-2023 Highway and Bridge Construction Schedule

Transportation Planning

P.O. Box 270
Jefferson City, MO 65102

Construction contingency applied to construction cost in the year the project is awarded.

Three percent project growth factor compounded annually is applied to right-of-way and construction costs in program years 2, 3, 4, and 5.

No inflation is applied to the Funding From Other Sources (FFOS) or Payments.

Engineering includes PE costs, CE costs and R/W incidentals.

Construction contingency applied to construction cost in the year the project is awarded. Three percent project growth factor compounded annually is applied to right-of-way and construction costs in program years 2, 3, 4, and 5. No inflation is applied to the Funding From Other Sources (FFOS) or Payments. Engineering includes PE costs, CE costs and R/W incidentals.							STATE FISCAL YEAR PROJECT BUDGETING					
							Prior Prog.	7/2018- 6/2019	7/2019- 6/2020	7/2020- 6/2021	7/2021- 6/2022	7/2022- 6/2023
County: St. Louis Route: MO 364 Job No.: 6P3355 Length: 0.37 MPO: Y Fund Cat: Taking Care Of System Sec Cat: Routine Maintenance Awd Date: Summer 18 TIP #: Let With:	Detention basin maintenance at Bennington Place in Maryland Heights. \$510,000 District Operations funds. Fed: 437 State: 109 Local: 0 Anticipated Fed Cat: NHPP Future Cost: 0 Estimate Total: 620						Engineering: 74 R/W: 0 Construction: 0 FFOS: 0 Payments: 0	36 0 510 510 0	0 0 0 0 0	0 0 0 0 0	0 0 0 0 0	
County: St. Louis Route: MO 367 Job No.: 6P3308 Length: 0.36 MPO: Y Fund Cat: Taking Care Of System Sec Cat: Preventive Maint Awd Date: 2022 TIP #: Let With:	Bridge deck sealing at seven locations from Rte. 67 to Maline Creek. Project involves bridges A4536, A6637, A6751, A6913, A6917, A7087 and A7088. Fed: 3,937 State: 983 Local: 0 Anticipated Fed Cat: NHPP Future Cost: 0 Estimate Total: 5,120						Engineering: 200 R/W: 0 Construction: 0 FFOS: 0 Payments: 0	200 0 0 0 0	200 0 0 0 0	1 0 0 0 0	268 0 4,251 0 0	
County: St. Louis Route: MO 370 Job No.: 6P3325 Length: 3.70 MPO: Y Fund Cat: Taking Care Of System Sec Cat: Preventive Maint Awd Date: Fall 19 TIP #: Let With:	Pavement repair from I-270 to Missouri River. Fed: 2,393 State: 599 Local: 0 Anticipated Fed Cat: NHPP Future Cost: 0 Estimate Total: 3,092						Engineering: 100 R/W: 0 Construction: 0 FFOS: 0 Payments: 0	100 0 0 0 0	274 0 2,618 0 0	0 0 0 0 0	0 0 0 0 0	
County: St. Louis Route: IS 44 Job No.: 6I3252 Length: 0.30 MPO: Y Fund Cat: Taking Care Of System Sec Cat: Preventive Maint Awd Date: 2020 TIP #: Let With: 6I3243	Bridge rehabilitation on I-44 over BNSF and UP railroads and Allenton Road; and bridges on Loop 44 over Fox Creek and Rte. 109 over First Street. Project involves bridges A4012, A4010, A6240, A6241, A5805 and A4286. Fed: 699 State: 79 Local: 0 Anticipated Fed Cat: NHPP Future Cost: 0 Estimate Total: 867						Engineering: 89 R/W: 0 Construction: 0 FFOS: 0 Payments: 0	5 0 0 0 0	53 0 720 0 0	0 0 0 0 0	0 0 0 0 0	
County: St. Louis Route: LP 44 Job No.: 6S3276 Length: 4.16 MPO: Y Fund Cat: Taking Care Of System Sec Cat: Preventive Maint Awd Date: Summer 19 TIP #: Let With:	Pavement resurfacing from Neosho Street to east of Allenton. AC-State: 1,788 State: 447 Local: 0 Anticipated Fed Cat: STBG Future Cost: 0 Estimate Total: 2,275						Engineering: 40 R/W: 0 Construction: 0 FFOS: 0 Payments: 0	84 0 0 0 0	144 0 2,007 0 0	0 0 0 0 0	0 0 0 0 0	

* Subject to the approval of the Transportation Improvement Program by the governing Metropolitan Planning Organization.

May-24-2018

Section 4 - 20

District St. Louis

TMA

Dollars in Thousands



2019-2023 Highway and Bridge Construction Schedule

Transportation Planning

P.O. Box 270
Jefferson City, MO 65102

Construction contingency applied to construction cost in the year the project is awarded.

Three percent project growth factor compounded annually is applied to right-of-way and construction costs in program years 2, 3, 4, and 5.

No inflation is applied to the Funding From Other Sources (FFOS) or Payments.

Engineering includes PE costs, CE costs and R/W incidentals.

Construction contingency applied to construction cost in the year the project is awarded. Three percent project growth factor compounded annually is applied to right-of-way and construction costs in program years 2, 3, 4, and 5. No inflation is applied to the Funding From Other Sources (FFOS) or Payments. Engineering includes PE costs, CE costs and R/W incidentals.							STATE FISCAL YEAR PROJECT BUDGETING					
							Prior Prog.	7/2018-	7/2019-	7/2020-	7/2021-	7/2022-
								6/2019	6/2020	6/2021	6/2022	6/2023
County: St. Louis	Pavement preservation treatment and upgrade guardrail from Rte. 67 to Rte. 141.					Engineering:	10	100	250	0	0	0
Route: IS 55						R/W:	0	0	0	0	0	0
Job No.: 613341						Construction:	0	0	2,704	0	0	0
Length: 5.51	MPO: Y						FFOS:	0	0	0	0	0
Fund Cat: Taking Care Of System	Fed: 2,749 State: 305 Local: 0					Payments:	0	0	0	0	0	0
Sec Cat: Preventive Maint	Awd Date: 2020	Anticipated Fed Cat: NHPP										
TIP #:	Let With:	Future Cost: 0 Estimate Total: 3,064										
County: St. Louis	Pavement resurfacing and upgrade pedestrian facilities to comply with ADA Transition					Engineering:	20	440	786	0	0	0
Route: US 61	Plan from north of Big Bend Boulevard to Barracksview Road.					R/W:	0	200	0	0	0	0
Job No.: 6S3281						Construction:	0	0	7,454	0	0	0
Length: 7.25	MPO: Y						FFOS:	0	0	0	0	0
Fund Cat: Taking Care Of System	Fed: 7,104 State: 1,776 Local: 0					Payments:	0	0	0	0	0	0
Sec Cat: Preventive Maint	Awd Date: 2020	Anticipated Fed Cat: NHPP										
TIP #:	Let With:	Future Cost: 0 Estimate Total: 8,900										
County: St. Louis	Pavement resurfacing from east of New Ballas Road to west of Spoede, as well as various					Engineering:	55	70	99	0	0	0
Route: IS 64	highway ramps at the I-64 and I-270 interchange.					R/W:	0	0	0	0	0	0
Job No.: 613277						Construction:	0	0	1,468	0	0	0
Length: 3.50	MPO: Y						FFOS:	0	0	0	0	0
Fund Cat: Taking Care Of System	Fed: 1,473 State: 164 Local: 0					Payments:	0	0	0	0	0	0
Sec Cat: Preventive Maint	Awd Date: Summer 19	Anticipated Fed Cat: NHPP										
TIP #:	Let With:	Future Cost: 0 Estimate Total: 1,692										
County: St. Louis	Pavement resurfacing and upgrade pedestrian facilities to comply with ADA Transition					Engineering:	70	200	100	200	418	0
Route: US 67	Plan on Lindbergh Boulevard from Rte. D (Page Avenue) to Swan Drive.					R/W:	0	0	0	0	0	0
Job No.: 6S3280						Construction:	0	0	0	0	6,598	0
Length: 7.20	MPO: Y						FFOS:	0	0	0	0	0
Fund Cat: Taking Care Of System	Fed: 6,013 State: 1,503 Local: 0					Payments:	0	0	0	0	0	0
Sec Cat: Preventive Maint	Awd Date: 2022	Anticipated Fed Cat: NHPP										
TIP #:	Let With:	Future Cost: 0 Estimate Total: 7,586										
County: St. Louis	Bridge rehabilitation to ten bridges from Jennings Station Rd. to Coldwater Creek.					Engineering:	200	1	135	0	0	0
Route: IS 70	Project involves bridges A6108, A6110, A6111, A6131, A6132, A6153, A6154, A6167.					R/W:	0	0	0	0	0	0
Job No.: 613338	A6168, and A6172.					Construction:	0	0	2,005	0	0	0
Length: 0.53	MPO: Y						FFOS:	0	0	0	0	0
Fund Cat: Taking Care Of System	Fed: 1,927 State: 214 Local: 0					Payments:	0	0	0	0	0	0
Sec Cat: Preventive Maint	Awd Date: Fall 19	Anticipated Fed Cat: NHPP										
TIP #:	Let With:	Future Cost: 0 Estimate Total: 2,341										

* Subject to the approval of the Transportation Improvement Program by the governing Metropolitan Planning Organization.

May-24-2018

Section 4 - 21

District St. Louis

TMA

Dollars in Thousands



2019-2023 Highway and Bridge Construction Schedule

Transportation Planning

P.O. Box 270
Jefferson City, MO 65102

Construction contingency applied to construction cost in the year the project is awarded.

Three percent project growth factor compounded annually is applied to right-of-way and construction costs in program years 2, 3, 4, and 5.

No inflation is applied to the Funding From Other Sources (FFOS) or Payments.

Engineering includes PE costs, CE costs and R/W incidentals.

Construction contingency applied to construction cost in the year the project is awarded. Three percent project growth factor compounded annually is applied to right-of-way and construction costs in program years 2, 3, 4, and 5. No inflation is applied to the Funding From Other Sources (FFOS) or Payments. Engineering includes PE costs, CE costs and R/W incidentals.							STATE FISCAL YEAR PROJECT BUDGETING						
							Prior Prog.	7/2018- 6/2019	7/2019- 6/2020	7/2020- 6/2021	7/2021- 6/2022	7/2022- 6/2023	
County: St. Louis	Bridge replacement on Ladue Road (Rte. AB) at Hibler Creek in Creve Coeur. Project involves bridge W0332.						Engineering:	170	20	55	0	0	0
Route: RT AB							R/W:	60	0	0	0	0	0
Job No.: 6S2211							Construction:	0	0	911	0	0	0
Length: 0.10	MPO: Y							FFOS:	0	0	0	0	0
Fund Cat: Taking Care Of System	Fed: 789 State: 197 Local: 0						Payments:	0	0	0	0	0	
Sec Cat: Rehab And Reconst	Awd Date: 2020	Anticipated Fed Cat: NHPP											
TIP #: 4413Z-11	Let With:	Future Cost: 0 Estimate Total: 1,216											
County: St. Louis	Pavement resurfacing from Schuetz Road to Rte. 67 and on Dorsett Road from Millpark Drive to Rte. D.						Engineering:	0	14	34	0	0	0
Route: RT D							R/W:	0	0	0	0	0	0
Job No.: 6S3406							Construction:	0	0	316	0	0	0
Length: 1.25	MPO: Y							FFOS:	0	0	0	0	0
Fund Cat: Taking Care Of System	Fed: 291 State: 73 Local: 0						Payments:	0	0	0	0	0	
Sec Cat: Preventive Maint	Awd Date: 2020	Anticipated Fed Cat: NHPP											
TIP #:	Let With:	Future Cost: 0 Estimate Total: 364											
County: St. Louis	Bridge replacement on Dorsett Road / Midland Boulevard at Rte. 67 (Lindbergh Boulevard). Project involves bridge A3509.						Engineering:	400	667	0	0	0	0
Route: CST DORSETT RD							R/W:	0	0	0	0	0	0
Job No.: 6S3134							Construction:	0	5,545	0	0	0	0
Length: 0.13	MPO: Y							FFOS:	0	0	0	0	0
Fund Cat: Taking Care Of System	Fed: 4,970 State: 1,242 Local: 0						Payments:	0	0	0	0	0	
Sec Cat: Rehab And Reconst	Awd Date: Winter 19	Anticipated Fed Cat: NHPP											
TIP #:	Let With:	Future Cost: 0 Estimate Total: 6,612											
County: St. Louis	Pavement repair from I-270 southbound to I-70.						Engineering:	10	229	0	0	0	0
Route: RP IS270W TO IS70W							R/W:	0	0	0	0	0	0
Job No.: 6I3166B							Construction:	0	2,031	0	0	0	0
Length: 2.51	MPO: Y							FFOS:	0	0	0	0	0
Fund Cat: Taking Care Of System	Fed: 2,034 State: 226 Local: 0						Payments:	0	0	0	0	0	
Sec Cat: Preventive Maint	Awd Date: Winter 19	Anticipated Fed Cat: NHPP											
TIP #:	Let With:	Future Cost: 0 Estimate Total: 2,270											
County: St. Louis	Bridge repair at McDonnell Blvd. and Lambert International Blvd. ramp to I-70 eastbound. Project involves bridges A4226 and A4282.						Engineering:	100	100	100	1	135	0
Route: MCDONNELL BLVD							R/W:	0	0	0	0	0	0
Job No.: 6I3326							Construction:	0	0	0	0	2,134	0
Length: 0.14	MPO: Y							FFOS:	0	0	0	0	0
Fund Cat: Taking Care Of System	Fed: 2,224 State: 246 Local: 0						Payments:	0	0	0	0	0	0
Sec Cat: Preventive Maint	Awd Date: 2022	Anticipated Fed Cat: NHPP											
TIP #:	Let With:	Future Cost: 0 Estimate Total: 2,570											

* Subject to the approval of the Transportation Improvement Program by the governing Metropolitan Planning Organization.

May-24-2018

Section 4 - 22

District St. Louis

TMA

Dollars in Thousands



2019-2023 Highway and Bridge Construction Schedule

Transportation Planning

P.O. Box 270
Jefferson City, MO 65102

Construction contingency applied to construction cost in the year the project is awarded.

Three percent project growth factor compounded annually is applied to right-of-way and construction costs in program years 2, 3, 4, and 5.

No inflation is applied to the Funding From Other Sources (FFOS) or Payments.

Engineering includes PE costs, CE costs and R/W incidentals.

						STATE FISCAL YEAR PROJECT BUDGETING					
						Prior Prog.	7/2018-6/2019	7/2019-6/2020	7/2020-6/2021	7/2021-6/2022	7/2022-6/2023
County:	St. Louis	Bridge painting at McKelvey Road and at Rte. 141 in Maryland Heights. Project involves	Engineering:	200	192	0	0	0	0	0	0
Route:	CST MCKELVEY	bridge A3729 and A3207.	R/W:	0	0	0	0	0	0	0	0
Job No.:	RD 613251		Construction:	0	2,071	0	0	0	0	0	0
Length:	0.12	MPO: Y	FFOS:	0	0	0	0	0	0	0	0
Fund Cat:	Taking Care Of System	Fed: 2,037 State: 226 Local: 0	Payments:	0	0	0	0	0	0	0	0
Sec Cat:	Preventive Maint	Awd Date: Fall 18 Anticipated Fed Cat: NHPP									
TIP #:	Let With:	Future Cost: 0 Estimate Total: 2,463									
County:	St. Louis	Bridge rehabilitation on Midland Boulevard and on Lackland Road over I-170. Project	Engineering:	0	1	154	559	0	0	0	0
Route:	CST MIDLAND	involves bridges A3173 and A3602.	R/W:	0	0	0	0	0	0	0	0
Job No.:	BLVD 6S3404		Construction:	0	0	0	5,551	0	0	0	0
Length:	0.07	MPO: Y	FFOS:	0	0	0	0	0	0	0	0
Fund Cat:	Taking Care Of System	Fed: 5,639 State: 626 Local: 0	Payments:	0	0	0	0	0	0	0	0
Sec Cat:	Rehab And Reconst	Awd Date: 2021 Anticipated Fed Cat: NHPP									
TIP #:	Let With:	Future Cost: 0 Estimate Total: 6,265									
County:	St. Louis	Create Bus Rapid Transit (BRT) and High Occupancy Vehicle (HOV) lanes at various	Engineering:	62	1	1	1	1	1	70	0
Route:	Various	locations in St. Louis County.	R/W:	0	0	0	0	0	0	0	0
Job No.:	612415B		Construction:	0	0	0	0	0	0	1,126	0
Length:	0.00	MPO: Y	FFOS:	0	0	0	0	0	0	0	0
Fund Cat:	Flexible & Other	AC-State: 961 State: 239 Local: 0	Payments:	0	0	0	0	0	0	0	0
Sec Cat:	Systems Operations	Awd Date: 2023 Anticipated Fed Cat: STBG									
TIP #:	5517B-13	Let With: Future Cost: 0 Estimate Total: 1,262									
County:	St. Louis City	Replace signals, upgrade signal detection and upgrade pedestrian facilities to comply with	Engineering:	320	248	0	0	0	0	0	0
Route:	MO 115	ADA Transition Plan on Natural Bridge Avenue at various locations from Euclid Avenue	R/W:	0	0	0	0	0	0	0	0
Job No.:	6S3230	to North Florissant Avenue.	Construction:	0	3,683	0	0	0	0	0	0
Length:	2.76	MPO: Y	FFOS:	0	0	0	0	0	0	0	0
Fund Cat:	Taking Care Of System	Fed: 3,145 State: 786 Local: 0	Payments:	0	0	0	0	0	0	0	0
Sec Cat:	Systems Operations	Awd Date: Spring 19 Anticipated Fed Cat: NHPP									
TIP #:	Let With:	Future Cost: 0 Estimate Total: 4,251									
County:	St. Louis City	Pavement resurfacing from St. Louis City limits to I-70.	Engineering:	1	10	124	0	0	0	0	0
Route:	MO 115		R/W:	0	0	0	0	0	0	0	0
Job No.:	6S3258		Construction:	0	0	1,424	0	0	0	0	0
Length:	4.85	MPO: Y	FFOS:	0	0	0	0	0	0	0	0
Fund Cat:	Taking Care Of System	Fed: 1,246 State: 312 Local: 0	Payments:	0	0	0	0	0	0	0	0
Sec Cat:	Preventive Maint	Awd Date: 2020 Anticipated Fed Cat: NHPP									
TIP #:	Let With:	Future Cost: 0 Estimate Total: 1,559									

* Subject to the approval of the Transportation Improvement Program by the governing Metropolitan Planning Organization.

May-24-2018

Section 4 - 23

District St. Louis

TMA

Dollars in Thousands



2019-2023 Highway and Bridge Construction Schedule

Transportation Planning

P.O. Box 270
Jefferson City, MO 65102

Construction contingency applied to construction cost in the year the project is awarded.

Three percent project growth factor compounded annually is applied to right-of-way and construction costs in program years 2, 3, 4, and 5.

No inflation is applied to the Funding From Other Sources (FFOS) or Payments.

Engineering includes PE costs, CE costs and R/W incidentals.

Construction contingency applied to construction cost in the year the project is awarded. Three percent project growth factor compounded annually is applied to right-of-way and construction costs in program years 2, 3, 4, and 5. No inflation is applied to the Funding From Other Sources (FFOS) or Payments. Engineering includes PE costs, CE costs and R/W incidentals.							STATE FISCAL YEAR PROJECT BUDGETING						
							Prior Prog.	7/2018-	7/2019-	7/2020-	7/2021-	7/2022-	
								6/2019	6/2020	6/2021	6/2022	6/2023	
County:	St. Louis City	Pavement resurfacing on Dr. Martin Luther King Drive from St. Louis City limits to Rte. D (Page Boulevard).					Engineering:	20	60	161	0	0	0
Route:	MO 180						R/W:	0	0	0	0	0	0
Job No.:	6S3229						Construction:	0	0	2,209	0	0	0
Length:	3.92	MPO: Y					FFOS:	0	0	0	0	0	0
Fund Cat:	Taking Care Of System		AC-State:	1,944	State:	486	Local:	0	Payments:	0	0	0	0
Sec Cat:	Thin Lift Overlay	Awd Date:	Fall 19	Anticipated Fed Cat:	STBG								
TIP #:	Let With:	Future Cost:	0		Estimate Total:	2,450							
County:	St. Louis City	Payment to IDOT for deck sealing on the Chain of Rocks bridge. Project Involves bridge A0890.					Engineering:	0	0	0	1	0	0
Route:	IS 270						R/W:	0	0	0	0	0	0
Job No.:	6I3214						Construction:	0	0	0	40	0	0
Length:	0.45	MPO: Y					FFOS:	0	0	0	0	0	0
Fund Cat:	Taking Care Of System		Fed:	37	State:	4	Local:	0	Payments:	0	0	0	0
Sec Cat:	Rehab And Reconst	Awd Date:	N/A	Anticipated Fed Cat:	NHPP								
TIP #:	Let With:	Future Cost:	0		Estimate Total:	41							
County:	St. Louis City	Pavement resurfacing and bridge replacement from west of Kingshighway Boulevard to I-55. Project involves bridge A2258. \$301,000 Open Container funds.					Engineering:	1,326	330	1,333	0	0	0
Route:	IS 44						R/W:	0	30	0	0	0	0
Job No.:	6I3034						Construction:	0	0	17,957	0	0	0
Length:	4.34	MPO: Y					FFOS:	0	0	301	0	0	0
Fund Cat:	Statewide Interstate And Major Bridge		Fed:	17,684	State:	1,966	Local:	0	Payments:	0	0	0	0
Sec Cat:	Rehab And Reconst	Awd Date:	Fall 19	Anticipated Fed Cat:	NHFP								
TIP #:	Let With:	Future Cost:	0		Estimate Total:	20,976							
County:	St. Louis City	Adding signing and striping for wrong way counter-measures at various ramp locations throughout the St. Louis District.					Engineering:	0	5	96	0	0	0
Route:	IS 44						R/W:	0	0	0	0	0	0
Job No.:	6I3405						Construction:	0	0	686	0	0	0
Length:	2.23	MPO: Y					FFOS:	0	0	0	0	0	0
Fund Cat:	Safety (Statewide)		Fed:	707	State:	80	Local:	0	Payments:	0	0	0	0
Sec Cat:	Safety	Awd Date:	2020	Anticipated Fed Cat:	Safety								
TIP #:	Let With:	Future Cost:	0		Estimate Total:	787							
County:	St. Louis City	Bridge rehabilitation from Virginia Avenue to Arsenal Street. Project involves bridges A1079, A1080, A1082, A1083, A1084, A1085 and A1086.					Engineering:	575	178	1	1	903	0
Route:	IS 55						R/W:	0	25	0	0	0	0
Job No.:	6I3149						Construction:	0	0	0	0	14,385	0
Length:	0.80	MPO: Y					FFOS:	0	0	0	0	0	0
Fund Cat:	Taking Care Of System		Fed:	13,943	State:	1,550	Local:	0	Payments:	0	0	0	0
Sec Cat:	Preventive Maint	Awd Date:	2022	Anticipated Fed Cat:	NHFP								
TIP #:	Let With:	Future Cost:	0		Estimate Total:	16,068							

* Subject to the approval of the Transportation Improvement Program by the governing Metropolitan Planning Organization.

May-24-2018

Section 4 - 24

District St. Louis

TMA

Dollars in Thousands



2019-2023 Highway and Bridge Construction Schedule

Transportation Planning

P.O. Box 270
Jefferson City, MO 65102

Construction contingency applied to construction cost in the year the project is awarded.

Three percent project growth factor compounded annually is applied to right-of-way and construction costs in program years 2, 3, 4, and 5.

No inflation is applied to the Funding From Other Sources (FFOS) or Payments.

Engineering includes PE costs, CE costs and R/W incidentals.

Construction contingency applied to construction cost in the year the project is awarded. Three percent project growth factor compounded annually is applied to right-of-way and construction costs in program years 2, 3, 4, and 5. No inflation is applied to the Funding From Other Sources (FFOS) or Payments. Engineering includes PE costs, CE costs and R/W incidentals.							STATE FISCAL YEAR PROJECT BUDGETING						
							Prior Prog.	7/2018- 6/2019	7/2019- 6/2020	7/2020- 6/2021	7/2021- 6/2022	7/2022- 6/2023	
County: St. Louis City	Pavement resurfacing from west of Kingshighway Boulevard to west of Branch Street.						Engineering:	48	192	545	0	0	0
Route: IS 70							R/W:	0	0	0	0	0	0
Job No.: 613257							Construction:	0	0	6,976	0	0	0
Length: 3.93	MPO: Y						FFOS:	0	0	0	0	0	0
Fund Cat: Taking Care Of System	Fed: 6,942 State: 771 Local: 0					Payments:	0	0	0	0	0	0	
Sec Cat: Preventive Maint	Awd Date: Fall 19	Anticipated Fed Cat: NHPP											
TIP #: Let With:	Future Cost: 0 Estimate Total: 7,761												
County: St. Louis City	Adding signing and striping for wrong way counter-measures at various ramp locations throughout the St. Louis District along I-70, I-55 and I-170.						Engineering:	0	93	0	0	0	0
Route: IS 70							R/W:	0	0	0	0	0	0
Job No.: 613384							Construction:	0	918	0	0	0	0
Length: 69.00	MPO: Y						FFOS:	0	0	0	0	0	0
Fund Cat: Safety (Statewide)	Fed: 910 State: 101 Local: 0					Payments:	0	0	0	0	0	0	
Sec Cat: Safety	Awd Date: Winter 19	Anticipated Fed Cat: Safety											
TIP #: Let With:	Future Cost: 0 Estimate Total: 1,011												
County: St. Louis City	Payment to IDOT for bridge sealing on the Martin Luther King bridge. Project involves bridge A4856. Project will be let by IDOT.						Engineering:	0	1	1	0	0	0
Route: MO 799							R/W:	0	0	0	0	0	0
Job No.: 6P3011							Construction:	0	0	85	0	0	0
Length: 0.40	MPO: Y						FFOS:	0	0	0	0	0	0
Fund Cat: Statewide Interstate And Major Bridge	Fed: 70 State: 17 Local: 0					Payments:	0	0	0	0	0	0	
Sec Cat: Preventive Maint	Awd Date: N/A	Anticipated Fed Cat: NHPP											
TIP #: 5737-16	Let With:	Future Cost: 0 Estimate Total: 87											
County: St. Louis City	Bridge replacement over I-70. Project involves bridge A0134.						Engineering:	0	5	480	408	0	0
Route: CST BROADWAY							R/W:	0	0	0	0	0	0
Job No.: 6S3272							Construction:	0	0	0	6,175	0	0
Length: 0.23	MPO: Y						FFOS:	0	0	0	0	0	0
Fund Cat: Taking Care Of System	Fed: 6,360 State: 708 Local: 0					Payments:	0	0	0	0	0	0	
Sec Cat: Preventive Maint	Awd Date: 2021	Anticipated Fed Cat: NHPP											
TIP #: Let With:	Future Cost: 0 Estimate Total: 7,068												
County: St. Louis City	Bridge rehabilitation from 18th Street to Broadway. Project involves bridges A1516, dual RP BROADWAY TO A1517, A1518, A1519, A1520 and A1521.						Engineering:	389	316	0	0	0	0
Route: IS64W							R/W:	0	0	0	0	0	0
Job No.: 613170							Construction:	0	4,587	0	0	0	0
Length: 1.12	MPO: Y						FFOS:	0	0	0	0	0	0
Fund Cat: Taking Care Of System	Fed: 4,412 State: 491 Local: 0					Payments:	0	0	0	0	0	0	
Sec Cat: Preventive Maint	Awd Date: Summer 18	Anticipated Fed Cat: NHPP											
TIP #: Let With:	Future Cost: 0 Estimate Total: 5,292												

* Subject to the approval of the Transportation Improvement Program by the governing Metropolitan Planning Organization.

May-24-2018

Section 4 - 25

District St. Louis

TMA

Dollars in Thousands



2019-2023 Highway and Bridge Construction Schedule

Transportation Planning

P.O. Box 270
Jefferson City, MO 65102

Construction contingency applied to construction cost in the year the project is awarded.

Three percent project growth factor compounded annually is applied to right-of-way and construction costs in program years 2, 3, 4, and 5.

No inflation is applied to the Funding From Other Sources (FFOS) or Payments.

Engineering includes PE costs, CE costs and R/W incidentals.

Construction contingency applied to construction cost in the year the project is awarded. Three percent project growth factor compounded annually is applied to right-of-way and construction costs in program years 2, 3, 4, and 5. No inflation is applied to the Funding From Other Sources (FFOS) or Payments. Engineering includes PE costs, CE costs and R/W incidentals.							STATE FISCAL YEAR PROJECT BUDGETING					
							Prior Prog.	7/2018- 6/2019	7/2019- 6/2020	7/2020- 6/2021	7/2021- 6/2022	7/2022- 6/2023
County: St. Louis City Route: RT H Job No.: 6S3196 Length: 3.57 MPO: Y Fund Cat: Taking Care Of System Fed: 3,864 State: 966 Local: 0 Sec Cat: Preventive Maint Awd Date: Winter 19 Anticipated Fed Cat: NHPP TIP #: Let With: Future Cost: 0 Estimate Total: 5,260	Engineering: 430 R/W: 0 Construction: 0 4,476 FFOS: 0 0 Payments: 0 0 0 0 0											
County: St. Louis City Route: RT H Job No.: 6S3219 Length: 0.42 MPO: Y Fund Cat: Taking Care Of System Fed: 665 State: 166 Local: 0 Sec Cat: Systems Operations Awd Date: Fall 18 Anticipated Fed Cat: C.M.A.Q. TIP #: Let With: Future Cost: 0 Estimate Total: 899	Engineering: 68 R/W: 0 Construction: 0 769 FFOS: 0 511 Payments: 0 0 0 0 0											
County: Various Route: Various Job No.: 0I3005K Length: 0.00 MPO: Y Fund Cat: Statewide Interstate And Major Bridge Fed: 582 State: 65 Local: 0 Sec Cat: Preventive Maint Awd Date: Spring 19 Anticipated Fed Cat: NHPP TIP #: Let With: Future Cost: 0 Estimate Total: 647	Engineering: 0 R/W: 0 Construction: 0 600 FFOS: 0 0 Payments: 0 0 0 0 0											
County: Various Route: Various Job No.: 0I3005L Length: 0.00 MPO: Y Fund Cat: Statewide Interstate And Major Bridge Fed: 582 State: 65 Local: 0 Sec Cat: Preventive Maint Awd Date: Spring 19 Anticipated Fed Cat: NHPP TIP #: Let With: Future Cost: 0 Estimate Total: 647	Engineering: 0 R/W: 0 Construction: 0 600 FFOS: 0 0 Payments: 0 0 0 0 0											
County: Various Route: Various Job No.: 0I3005M Length: 0.00 MPO: Y Fund Cat: Statewide Interstate And Major Bridge Fed: 774 State: 87 Local: 0 Sec Cat: Preventive Maint Awd Date: Spring 19 Anticipated Fed Cat: NHPP TIP #: Let With: Future Cost: 0 Estimate Total: 861	Engineering: 0 R/W: 0 Construction: 0 800 FFOS: 0 0 Payments: 0 0 0 0 0											

* Subject to the approval of the Transportation Improvement Program by the governing Metropolitan Planning Organization.

May-24-2018

Section 4 - 26

District St. Louis

TMA

Dollars in Thousands



2019-2023 Highway and Bridge Construction Schedule

Transportation Planning

P.O. Box 270
Jefferson City, MO 65102

Construction contingency applied to construction cost in the year the project is awarded.

Three percent project growth factor compounded annually is applied to right-of-way and construction costs in program years 2, 3, 4, and 5.

No inflation is applied to the Funding From Other Sources (FFOS) or Payments.

Engineering includes PE costs, CE costs and R/W incidentals.

Construction contingency applied to construction cost in the year the project is awarded. Three percent project growth factor compounded annually is applied to right-of-way and construction costs in program years 2, 3, 4, and 5. No inflation is applied to the Funding From Other Sources (FFOS) or Payments. Engineering includes PE costs, CE costs and R/W incidentals.												STATE FISCAL YEAR PROJECT BUDGETING					
												Prior Prog.	7/2018- 6/2019	7/2019- 6/2020	7/2020- 6/2021	7/2021- 6/2022	7/2022- 6/2023
County: Various Route: Various Job No.: 0P3021G Length: 0.00 MPO: Y Fund Cat: Safety																	

* Subject to the approval of the Transportation Improvement Program by the governing Metropolitan Planning Organization.

May-24-2018

Section 4 - 27

District St. Louis

TMA

Dollars in Thousands



2019-2023 Highway and Bridge Construction Schedule

Transportation Planning

P.O. Box 270
Jefferson City, MO 65102

Construction contingency applied to construction cost in the year the project is awarded.

Three percent project growth factor compounded annually is applied to right-of-way and construction costs in program years 2, 3, 4, and 5.

No inflation is applied to the Funding From Other Sources (FFOS) or Payments.

Engineering includes PE costs, CE costs and R/W incidentals.

						STATE FISCAL YEAR PROJECT BUDGETING					
						Prior Prog.	7/2018- 6/2019	7/2019- 6/2020	7/2020- 6/2021	7/2021- 6/2022	7/2022- 6/2023
County: Various	Signal Optimization at various locations along MO 141, MO 340, I-44, and I-55 corridors.	Engineering:	1	66	0	0	0	0	0	0	0
Route: Various	\$740,000 Congestion Mitigation and Air Quality funds.	R/W:	0	0	0	0	0	0	0	0	0
Job No.: 6P3218		Construction:	0	944	0	0	0	0	0	0	0
Length: 0.00	MPO: Y	FFOS:	0	740	0	0	0	0	0	0	0
Fund Cat: Taking Care Of System	Fed: 808 State: 202 Local: 0	Payments:	0	0	0	0	0	0	0	0	0
Sec Cat: Systems Operations	Awd Date: N/A Anticipated Fed Cat: C.M.A.Q.										
TIP #: Let With:	Future Cost: 0 Estimate Total: 1,011										
County: Various	Job Order Contracting for bridge repair at various primary route locations in the St. Louis District.	Engineering:	1	142	0	0	0	0	0	0	0
Route: Various		R/W:	0	0	0	0	0	0	0	0	0
Job No.: 6P3310		Construction:	0	2,000	0	0	0	0	0	0	0
Length: 0.00	MPO: Y	FFOS:	0	0	0	0	0	0	0	0	0
Fund Cat: Taking Care Of System	AC-State: 1,714 State: 428 Local: 0	Payments:	0	0	0	0	0	0	0	0	0
Sec Cat: Preventive Maint	Awd Date: Fall 18 Anticipated Fed Cat: STBG										
TIP #: Let With:	Future Cost: 0 Estimate Total: 2,143										
County: Various	Job Order Contracting for asphalt pavement improvements (non-Interstate) at various primary route locations in the St. Louis District.	Engineering:	0	93	0	0	0	0	0	0	0
Route: Various		R/W:	0	0	0	0	0	0	0	0	0
Job No.: 6P3332		Construction:	0	1,250	0	0	0	0	0	0	0
Length: 0.00	MPO: Y	FFOS:	0	0	0	0	0	0	0	0	0
Fund Cat: Taking Care Of System	AC-State: 1,074 State: 269 Local: 0	Payments:	0	0	0	0	0	0	0	0	0
Sec Cat: Routine Maintenance	Awd Date: Spring 19 Anticipated Fed Cat: STBG										
TIP #: Let With:	Future Cost: 0 Estimate Total: 1,343										
County: Various	Job Order Contracting for asphalt pavement improvements (non-Interstate) at various major route locations in the St. Louis District.	Engineering:	1	1	93	0	0	0	0	0	0
Route: Various		R/W:	0	0	0	0	0	0	0	0	0
Job No.: 6P3333		Construction:	0	0	1,288	0	0	0	0	0	0
Length: 0.00	MPO: Y	FFOS:	0	0	0	0	0	0	0	0	0
Fund Cat: Taking Care Of System	AC-State: 1,105 State: 277 Local: 0	Payments:	0	0	0	0	0	0	0	0	0
Sec Cat: Routine Maintenance	Awd Date: 2020 Anticipated Fed Cat: STBG										
TIP #: Let With:	Future Cost: 0 Estimate Total: 1,383										
County: Various	Job Order Contracting for concrete pavement improvements (non-Interstate) at various major route locations in the St. Louis District.	Engineering:	0	0	1	75	0	0	0	0	0
Route: Various		R/W:	0	0	0	0	0	0	0	0	0
Job No.: 6P3334		Construction:	0	0	0	1,082	0	0	0	0	0
Length: 0.00	MPO: Y	FFOS:	0	0	0	0	0	0	0	0	0
Fund Cat: Taking Care Of System	AC-State: 927 State: 231 Local: 0	Payments:	0	0	0	0	0	0	0	0	0
Sec Cat: Routine Maintenance	Awd Date: 2022 Anticipated Fed Cat: STBG										
TIP #: Let With:	Future Cost: 0 Estimate Total: 1,158										

* Subject to the approval of the Transportation Improvement Program by the governing Metropolitan Planning Organization.

May-24-2018

Section 4 - 28

District St. Louis

TMA

Dollars in Thousands



2019-2023 Highway and Bridge Construction Schedule

Transportation Planning

P.O. Box 270
Jefferson City, MO 65102

Construction contingency applied to construction cost in the year the project is awarded.

Three percent project growth factor compounded annually is applied to right-of-way and construction costs in program years 2, 3, 4, and 5.

No inflation is applied to the Funding From Other Sources (FFOS) or Payments.

Engineering includes PE costs, CE costs and R/W incidentals.

Construction contingency applied to construction cost in the year the project is awarded. Three percent project growth factor compounded annually is applied to right-of-way and construction costs in program years 2, 3, 4, and 5. No inflation is applied to the Funding From Other Sources (FFOS) or Payments. Engineering includes PE costs, CE costs and R/W incidentals.							STATE FISCAL YEAR PROJECT BUDGETING					
							Prior Prog.	7/2018- 6/2019	7/2019- 6/2020	7/2020- 6/2021	7/2021- 6/2022	7/2022- 6/2023
County: Various Route: Various Job No.: 6P3335 Length: 0.00 MPO: Y Fund Cat: Taking Care Of System Sec Cat: Routine Maintenance Awd Date: Spring 19 TIP #: Let With: AC-State: 876 State: 219 Local: 0 Anticipated Fed Cat: STBG Future Cost: 0 Estimate Total: 1,096	Job Order Contracting for concrete pavement improvements (non-Interstate) at various primary route locations in the St. Louis District.						Engineering: 1 R/W: 0 Construction: 0 FFOS: 0 Payments: 0	75 0 1,020 0 0	0 0 0 0 0	0 0 0 0 0	0 0 0 0 0	
County: Various Route: Various Job No.: 6P3336 Length: 0.00 MPO: Y Fund Cat: Taking Care Of System Sec Cat: Systems Operations Awd Date: Spring 19 TIP #: Let With: AC-State: 423 State: 106 Local: 0 Anticipated Fed Cat: STBG Future Cost: 0 Estimate Total: 531	Job Order Contracting for guardrail repair at various locations in Franklin and Jefferson counties.						Engineering: 2 R/W: 0 Construction: 0 FFOS: 0 Payments: 0	39 0 490 0 0	0 0 0 0 0	0 0 0 0 0	0 0 0 0 0	
County: Various Route: Various Job No.: 6P3380 Length: 0.00 MPO: Y Fund Cat: Taking Care Of System Sec Cat: Routine Maintenance Awd Date: Spring 19 TIP #: Let With: AC-State: 1,288 State: 322 Local: 0 Anticipated Fed Cat: STBG Future Cost: 0 Estimate Total: 1,610	Job Order Contract for guardrail repair at various locations in St. Louis City and St. Louis County.						Engineering: 0 R/W: 0 Construction: 0 FFOS: 0 Payments: 0	110 0 1,500 0 0	0 0 0 0 0	0 0 0 0 0	0 0 0 0 0	
County: Various Route: Various Job No.: 6P3381 Length: 0.00 MPO: Y Fund Cat: Taking Care Of System Sec Cat: Routine Maintenance Awd Date: Spring 19 TIP #: Let With: AC-State: 481 State: 121 Local: 0 Anticipated Fed Cat: STBG Future Cost: 0 Estimate Total: 602	Job Order Contracting for guard cable repair at various locations in the St. Louis District.						Engineering: 0 R/W: 0 Construction: 0 FFOS: 0 Payments: 0	44 0 558 0 0	0 0 0 0 0	0 0 0 0 0	0 0 0 0 0	
County: Various Route: Various Job No.: 6P3382 Length: 0.00 MPO: Y Fund Cat: Taking Care Of System Sec Cat: Routine Maintenance Awd Date: Spring 19 TIP #: Let With: Fed: 0 State: 437 Local: 0 Anticipated Fed Cat: State Future Cost: 0 Estimate Total: 437	Job Order Contract for fence repair at various locations in the St. Louis District.						Engineering: 0 R/W: 0 Construction: 0 FFOS: 0 Payments: 0	33 0 404 0 0	0 0 0 0 0	0 0 0 0 0	0 0 0 0 0	

* Subject to the approval of the Transportation Improvement Program by the governing Metropolitan Planning Organization.

May-24-2018

Section 4 - 29

District St. Louis

TMA

Dollars in Thousands



2019-2023 Highway and Bridge Construction Schedule

Transportation Planning

P.O. Box 270
Jefferson City, MO 65102

Construction contingency applied to construction cost in the year the project is awarded.

Three percent project growth factor compounded annually is applied to right-of-way and construction costs in program years 2, 3, 4, and 5.

No inflation is applied to the Funding From Other Sources (FFOS) or Payments.

Engineering includes PE costs, CE costs and R/W incidentals.

Construction contingency applied to construction cost in the year the project is awarded. Three percent project growth factor compounded annually is applied to right-of-way and construction costs in program years 2, 3, 4, and 5. No inflation is applied to the Funding From Other Sources (FFOS) or Payments. Engineering includes PE costs, CE costs and R/W incidentals.							STATE FISCAL YEAR PROJECT BUDGETING					
							Prior Prog.	7/2018- 6/2019	7/2019- 6/2020	7/2020- 6/2021	7/2021- 6/2022	7/2022- 6/2023
County: Various Route: Various Job No.: 6P3385 Length: 0.00 MPO: Y Fund Cat: Safety												

* Subject to the approval of the Transportation Improvement Program by the governing Metropolitan Planning Organization.

May-24-2018

Section 4 - 30

District St. Louis

TMA

Dollars in Thousands



2019-2023 Highway and Bridge Construction Schedule

Transportation Planning

P.O. Box 270
Jefferson City, MO 65102

Construction contingency applied to construction cost in the year the project is awarded.

Three percent project growth factor compounded annually is applied to right-of-way and construction costs in program years 2, 3, 4, and 5.

No inflation is applied to the Funding From Other Sources (FFOS) or Payments.

Engineering includes PE costs, CE costs and R/W incidentals.

Construction contingency applied to construction cost in the year the project is awarded. Three percent project growth factor compounded annually is applied to right-of-way and construction costs in program years 2, 3, 4, and 5. No inflation is applied to the Funding From Other Sources (FFOS) or Payments. Engineering includes PE costs, CE costs and R/W incidentals.											STATE FISCAL YEAR PROJECT BUDGETING					
											Prior Prog.	7/2018-	7/2019-	7/2020-	7/2021-	7/2022-
												6/2019	6/2020	6/2021	6/2022	6/2023
County: Various	Intelligent Transportation Systems (ITS) improvements to dynamic message signs at various routes across the St. Louis District.					Engineering:	0	4	0	0	0	0				
Route: Various						R/W:	0	0	0	0	0					
Job No.: 6Q3284						Construction:	0	550	0	0	0					
Length: 0.00						MPO: Y	FFOS:	0	0	0	0					
Fund Cat: Taking Care Of System						AC-State: 444	State: 110	Local: 0	Payments:	0	0	0	0	0		
Sec Cat: Systems Operations	Awd Date: Fall 18	Anticipated Fed Cat: STBG				TIP #:	Let With:	Future Cost: 0	Estimate Total: 554							
County: Various	Intelligent Transportation Systems (ITS) improvements to dynamic message signs at various routes across the St. Louis District.					Engineering:	1	1	0	0	0	0				
Route: Various						R/W:	0	0	0	0	0					
Job No.: 6Q3285						Construction:	0	550	0	0	0					
Length: 0.00						MPO: Y	FFOS:	0	0	0	0					
Fund Cat: Taking Care Of System						AC-State: 441	State: 110	Local: 0	Payments:	0	0	0	0	0		
Sec Cat: Systems Operations	Awd Date: Winter 19	Anticipated Fed Cat: STBG				TIP #:	Let With:	Future Cost: 0	Estimate Total: 552							
County: Various	Intelligent Transportation Systems (ITS) improvements to closed circuit television systems at various locations in the St. Louis District.					Engineering:	1	1	0	0	0	0				
Route: Various						R/W:	0	0	0	0	0					
Job No.: 6Q3286						Construction:	0	170	0	0	0					
Length: 0.00						MPO: Y	FFOS:	0	0	0	0					
Fund Cat: Taking Care Of System						AC-State: 137	State: 34	Local: 0	Payments:	0	0	0	0	0		
Sec Cat: Systems Operations	Awd Date: Winter 19	Anticipated Fed Cat: STBG				TIP #:	Let With:	Future Cost: 0	Estimate Total: 172							
County: Various	Intelligent Transportation Systems (ITS) maintenance and operations at various locations in the St. Louis district.					Engineering:	0	0	0	0	0	100				
Route: Various						R/W:	0	0	0	0	0					
Job No.: 6Q3386E						Construction:	0	0	0	0	0	1,351				
Length: 0.00						MPO: Y	FFOS:	0	0	0	0					
Fund Cat: Taking Care Of System						AC-State: 1,161	State: 290	Local: 0	Payments:	0	0	0	0	0		
Sec Cat: Systems Operations	Awd Date: 2023	Anticipated Fed Cat: STBG				TIP #:	Let With:	Future Cost: 0	Estimate Total: 1,451							

* Subject to the approval of the Transportation Improvement Program by the governing Metropolitan Planning Organization.

May-24-2018

Section 4 - 31

District St. Louis

TMA

Dollars in Thousands



2019-2023 Highway and Bridge Construction Schedule

Transportation Planning

P.O. Box 270
Jefferson City, MO 65102

Construction contingency applied to construction cost in the year the project is awarded.
Three percent project growth factor compounded annually is applied to right-of-way and construction costs in program years 2, 3, 4, and 5.
No inflation is applied to the Funding From Other Sources (FFOS) or Payments.
Engineering includes PE costs, CE costs and R/W incidentals.

STATE FISCAL YEAR PROJECT BUDGETING						
	Prior Prog.	7/2018- 6/2019	7/2019- 6/2020	7/2020- 6/2021	7/2021- 6/2022	7/2022- 6/2023
FFOS:	0	23,650	18,452	6,061	5,547	0
Total R/W:	4,321	8,548	2,502	1,599	0	0
Total Construction:	0	231,451	232,077	201,160	45,797	31,515
Paybacks:	0	0	0	0	0	0
Sub-Total:	4,321	239,999	234,579	202,759	45,797	31,515
Total Engineering:	26,571	34,485	19,701	15,083	3,228	1,964
Grand Total:	30,892	274,484	254,280	217,842	49,025	33,479

	2019	2020	2021	2022	2023
State	39,547	34,889	33,477	7,659	5,112
AC-State	36,433	23,436	30,978	10,523	3,016
Local	0	0	0	0	0
Sub-total State	75,980	58,325	64,455	18,182	8,128

Federal					
Sub-total Federal	198,504	195,955	153,387	30,843	25,351
Grand Total	274,484	254,280	217,842	49,025	33,479

Project Count: 154

* Subject to the approval of the Transportation Improvement Program by the governing Metropolitan Planning Organization.

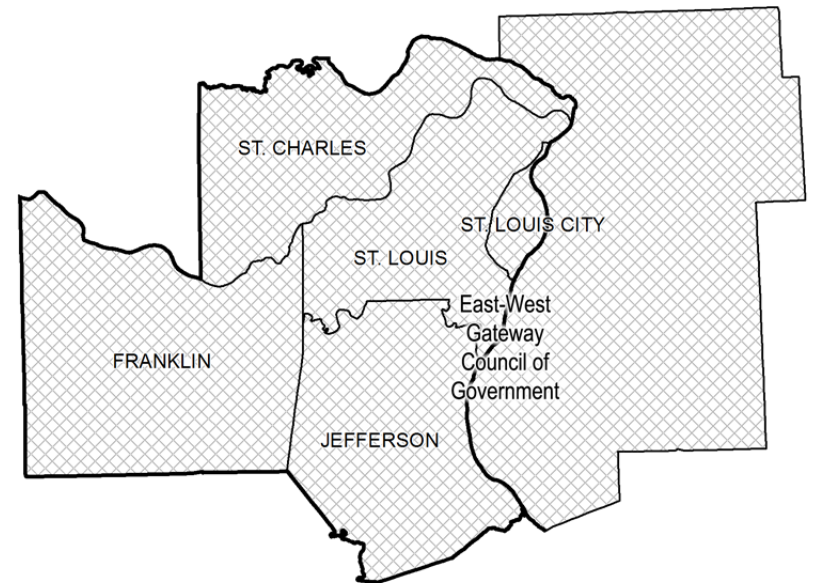
May-24-2018

Section 4 - 1

District St. Louis

TMA

Dollars in Thousands



MoDOT's St Louis District
TMA: East-West Gateway Council of Governments

(Note: The following MoDOT projects are located inside the East-West Gateway Council of Governments planning area boundary.)

PAYMENT PROJECTS



2019-2023 Highway and Bridge Construction Schedule

Transportation Planning

P.O. Box 270
Jefferson City, MO 65102

Construction contingency applied to construction cost in the year the project is awarded.

Three percent project growth factor compounded annually is applied to right-of-way and construction costs in program years 2, 3, 4, and 5.

No inflation is applied to the Funding From Other Sources (FFOS) or Payments.

Engineering includes PE costs, CE costs and R/W incidentals.

						STATE FISCAL YEAR PROJECT BUDGETING					
						Prior Prog.	7/2018-6/2019	7/2019-6/2020	7/2020-6/2021	7/2021-6/2022	7/2022-6/2023
County:	St. Louis	Emergency response operations for I-270 reconstruction. Emergency response coverage from I-70 to Rte. H, Rte. 67 from I-270 to Illinois, Rte. 367 from Rte. 67 to I-270, Rte. AC from Rte. 67 to I-270. \$154,400 Congestion Mitigation and Air Quality Program funds.				Engineering:	0	1	0	0	0
Route:	IS 270					R/W:	0	0	0	0	0
Job No.:	6Q3354					Construction:	0	0	0	0	0
Length:	35.97	MPO:	Y			FFOS:	0	154	0	0	0
Fund Cat:	Flexible & Other	Fed:	155	State:	39	Local:	0				
Sec Cat:	Systems Operations	Awd Date:	N/A	Anticipated Fed Cat:	C.M.A.Q.	Payments:	0	193	0	0	0
TIP #:	Let With:	Future Cost:	0	Estimate Total:	194						
County:	St. Louis	Emergency response operations for I-270 reconstruction for I-270 from I-70 to Rte. H, Rte. 67 from I-270 to Illinois, Rte. 367 from Rte. 67 to I-270, Rte. AC from Rte. 67 to I-270. \$208,864 Congestion Mitigation and Air Quality Program funds.				Engineering:	0	1	1	0	0
Route:	IS 270					R/W:	0	0	0	0	0
Job No.:	6Q3354B					Construction:	0	0	0	0	0
Length:	35.97	MPO:	Y			FFOS:	0	0	209	0	0
Fund Cat:	Flexible & Other	Fed:	211	State:	52	Local:	0				
Sec Cat:	Systems Operations	Awd Date:	N/A	Anticipated Fed Cat:	C.M.A.Q.	Payments:	0	0	261	0	0
TIP #:	Let With:	Future Cost:	0	Estimate Total:	263						
County:	St. Louis	Emergency response operations for I-270 reconstruction. Emergency response coverage for I-270 from I-70 to Rte. H, Rte. 67 from I-270 to Illinois, Rte. 367 from Rte. 67 to I-270, Rte. AC from Rte. 67 to I-270. \$208,864 Congestion Mitigation and Air Quality Program funds				Engineering:	0	0	1	1	0
Route:	IS 270					R/W:	0	0	0	0	0
Job No.:	6Q3354C					Construction:	0	0	0	0	0
Length:	35.97	MPO:	Y			FFOS:	0	0	0	209	0
Fund Cat:	Flexible & Other	Fed:	211	State:	52	Local:	0				
Sec Cat:	Systems Operations	Awd Date:	N/A	Anticipated Fed Cat:	C.M.A.Q.	Payments:	0	0	0	261	0
TIP #:	Let With:	Future Cost:	0	Estimate Total:	263						
County:	St. Louis	Payback for project 610978 from west of Spode Road to west of Sarah Street. Payment of \$11.7 million per year from 2011 to 2025.				Engineering:	0	0	0	0	0
Route:	IS 64					R/W:	0	0	0	0	0
Job No.:	610978Z					Construction:	0	0	0	0	0
Length:	9.02	MPO:	Y			FFOS:	0	0	0	0	0
Fund Cat:	Flexible & Other	Fed:	0	State:	58,429	Local:	0				
Sec Cat:	System Expansion	Awd Date:	N/A	Anticipated Fed Cat:	State	Payments:	108,000	11,686	11,685	11,686	11,686
TIP #:	2606D-11	Let With:	Future Cost:	15,001 - 25,000	Estimate Total:	166,429					
County:	St. Louis	Emergency response operations and staff in the St. Louis District. These funds will be transferred to the District Operations Budget.				Engineering:	0	0	0	0	1
Route:	Various					R/W:	0	0	0	0	0
Job No.:	6Q3227B					Construction:	0	0	0	0	0
Length:	0.00	MPO:	Y			FFOS:	0	0	0	0	0
Fund Cat:	Flexible & Other	AC-State:	2,223	State:	555	Local:	0				
Sec Cat:	Systems Operations	Awd Date:	N/A	Anticipated Fed Cat:	STBG	Payments:	0	0	0	0	2,777
TIP #:	Let With:	Future Cost:	0	Estimate Total:	2,778						

* Subject to the approval of the Transportation Improvement Program by the governing Metropolitan Planning Organization.

May-24-2018

Section 4 - 1

District St. Louis

TMA

Dollars in Thousands



2019-2023 Highway and Bridge Construction Schedule

Transportation Planning

P.O. Box 270
Jefferson City, MO 65102

Construction contingency applied to construction cost in the year the project is awarded.

Three percent project growth factor compounded annually is applied to right-of-way and construction costs in program years 2, 3, 4, and 5.

No inflation is applied to the Funding From Other Sources (FFOS) or Payments.

Engineering includes PE costs, CE costs and R/W incidentals.

Construction contingency applied to construction cost in the year the project is awarded. Three percent project growth factor compounded annually is applied to right-of-way and construction costs in program years 2, 3, 4, and 5. No inflation is applied to the Funding From Other Sources (FFOS) or Payments. Engineering includes PE costs, CE costs and R/W incidentals.												STATE FISCAL YEAR PROJECT BUDGETING						
												Prior Prog.	7/2018- 6/2019	7/2019- 6/2020	7/2020- 6/2021	7/2021- 6/2022	7/2022- 6/2023	
County:	St. Louis City	Payback for 6I0984 and 6U1086 to construct new Mississippi River bridge. Payment of \$11.939 million per year from 2011 to 2025. Project involves bridge A6500.										Engineering:	0	0	0	0	0	0
Route:	IS 70											R/W:	0	0	0	0	0	0
Job No.:	610984Z											Construction:	0	0	0	0	0	0
Length:	0.76	MPO:	Y								FFOS:	0	0	0	0	0	0	
Fund Cat:	Flexible & Other	Fed:	0	State:	59,695	Local:	0					Payments:	67,200	11,939	11,939	11,939	11,939	
Sec Cat:	System Expansion	Awd Date:	N/A	Anticipated Fed Cat:	State													
TIP #:	3479Z-11	Let With:			Future Cost:	15,001 - 25,000	Estimate Total: 126,895											
County:	Various	Payback beginning in SFY 2008 for Safe and Sound bridges in the St. Louis District.										Engineering:	0	0	0	0	0	0
Route:	Various											R/W:	30	0	0	0	0	0
Job No.:	5B0800U											Construction:	0	0	0	0	0	0
Length:	0.00	MPO:	Y								FFOS:	30	0	0	0	0	0	
Fund Cat:	Taking Care Of System	Fed:	0	State:	6,550	Local:	0					Payments:	10,278	1,310	1,310	1,310	1,310	
Sec Cat:	Rehab And Reconst	Awd Date:	N/A	Anticipated Fed Cat:	State													
TIP #:	4772-08	Let With:			Future Cost:	10,001 - 15,000	Estimate Total: 16,858											
County:	Various	Engineering services contract for regional ITS Data Sharing Initiative, Phase 1 of data exchange between MoDOT and St. Charles County. \$1,200,000 Congestion Mitigation and Air Quality funds.										Engineering:	0	1	0	0	0	0
Route:	Various											R/W:	0	0	0	0	0	0
Job No.:	6P3221											Construction:	0	0	0	0	0	0
Length:	0.00	MPO:	Y								FFOS:	0	1,200	0	0	0	0	
Fund Cat:	Flexible & Other	Fed:	1,225	State:	306	Local:	0					Payments:	0	1,530	0	0	0	
Sec Cat:	Systems Operations	Awd Date:	N/A	Anticipated Fed Cat:	C.M.A.Q.													
TIP #:		Let With:			Future Cost:	0	Estimate Total: 1,531											
County:	Various	On-call work zone enforcement at various locations in the St. Louis District.										Engineering:	0	1	0	0	0	0
Route:	Various											R/W:	0	0	0	0	0	0
Job No.:	6P3377											Construction:	0	0	0	0	0	0
Length:	0.00	MPO:	Y								FFOS:	0	0	0	0	0	0	
Fund Cat:	Safety	Fed:	676	State:	75	Local:	0					Payments:	0	750	0	0	0	
Sec Cat:	Urban Safety	Awd Date:	N/A	Anticipated Fed Cat:	Safety													
TIP #:		Let With:			Future Cost:	0	Estimate Total: 751											
County:	Various	On-call work zone enforcement at various locations in the St. Louis District.										Engineering:	0	0	1	0	0	0
Route:	Various											R/W:	0	0	0	0	0	0
Job No.:	6P3378											Construction:	0	0	0	0	0	0
Length:	0.00	MPO:	Y								FFOS:	0	0	0	0	0	0	
Fund Cat:	Safety	Fed:	676	State:	75	Local:	0					Payments:	0	0	750	0	0	
Sec Cat:	Urban Safety	Awd Date:	N/A	Anticipated Fed Cat:	Safety													
TIP #:		Let With:			Future Cost:	0	Estimate Total: 751											

* Subject to the approval of the Transportation Improvement Program by the governing Metropolitan Planning Organization.

May-24-2018

Section 4 - 2

District St. Louis

TMA

Dollars in Thousands



2019-2023 Highway and Bridge Construction Schedule

Transportation Planning

P.O. Box 270
Jefferson City, MO 65102

Construction contingency applied to construction cost in the year the project is awarded.

Three percent project growth factor compounded annually is applied to right-of-way and construction costs in program years 2, 3, 4, and 5.

No inflation is applied to the Funding From Other Sources (FFOS) or Payments.

Engineering includes PE costs, CE costs and R/W incidentals.

Construction contingency applied to construction cost in the year the project is awarded. Three percent project growth factor compounded annually is applied to right-of-way and construction costs in program years 2, 3, 4, and 5. No inflation is applied to the Funding From Other Sources (FFOS) or Payments. Engineering includes PE costs, CE costs and R/W incidentals.							STATE FISCAL YEAR PROJECT BUDGETING					
							Prior Prog.	7/2018- 6/2019	7/2019- 6/2020	7/2020- 6/2021	7/2021- 6/2022	7/2022- 6/2023
County: Various Route: Various Job No.: 6Q3171B Length: 0.00 MPO: Y Fund Cat: Taking Care Of System												

* Subject to the approval of the Transportation Improvement Program by the governing Metropolitan Planning Organization.

May-24-2018

Section 4 - 3

District St. Louis

TMA

Dollars in Thousands



2019-2023 Highway and Bridge Construction Schedule

Transportation Planning

P.O. Box 270
Jefferson City, MO 65102

Construction contingency applied to construction cost in the year the project is awarded.

Three percent project growth factor compounded annually is applied to right-of-way and construction costs in program years 2, 3, 4, and 5.

No inflation is applied to the Funding From Other Sources (FFOS) or Payments.

Engineering includes PE costs, CE costs and R/W incidentals.

						STATE FISCAL YEAR PROJECT BUDGETING					
						Prior Prog.	7/2018-6/2019	7/2019-6/2020	7/2020-6/2021	7/2021-6/2022	7/2022-6/2023
County: Various	Emergency response operations and staff in the St. Louis District. These funds will be transferred to the District Operations budget.	Engineering:	0	0	1	0	0	0	0	0	0
Route: Various		R/W:	0	0	0	0	0	0	0	0	0
Job No.: 6Q3172B		Construction:	0	0	0	0	0	0	0	0	0
Length: 0.00	MPO: Y	FFOS:	0	0	0	0	0	0	0	0	0
Fund Cat: Taking Care Of System	AC-State: 2,095 State: 524 Local: 0	Payments:	0	0	2,618	0	0	0	0	0	0
Sec Cat: Systems Operations	Awd Date: N/A Anticipated Fed Cat: STBG										
TIP #: Let With:	Future Cost: 0 Estimate Total: 2,619										
County: Various	ITS operations, MoDOT Staff, equipment maintenance and Transportation Management Center (TMC) operations at TMC building.	Engineering:	0	0	1	0	0	0	0	0	0
Route: Various		R/W:	0	0	0	0	0	0	0	0	0
Job No.: 6Q3172C		Construction:	0	0	0	0	0	0	0	0	0
Length: 0.00	MPO: Y	FFOS:	0	0	0	0	0	0	0	0	0
Fund Cat: Taking Care Of System	AC-State: 835 State: 208 Local: 0	Payments:	0	0	1,042	0	0	0	0	0	0
Sec Cat: Systems Operations	Awd Date: N/A Anticipated Fed Cat: STBG										
TIP #: Let With:	Future Cost: 0 Estimate Total: 1,043										
County: Various	ITS operations, contract staffing and professional services at the Transportation Management Center (TMC) building.	Engineering:	0	0	1	0	0	0	0	0	0
Route: Various		R/W:	0	0	0	0	0	0	0	0	0
Job No.: 6Q3172D		Construction:	0	0	0	0	0	0	0	0	0
Length: 0.00	MPO: Y	FFOS:	0	0	0	0	0	0	0	0	0
Fund Cat: Taking Care Of System	AC-State: 2,170 State: 542 Local: 0	Payments:	0	0	2,711	0	0	0	0	0	0
Sec Cat: Systems Operations	Awd Date: N/A Anticipated Fed Cat: STBG										
TIP #: Let With:	Future Cost: 0 Estimate Total: 2,712										
County: Various	ITS system preservation, repairs and upgrades throughout the St. Louis District.	Engineering:	0	0	1	0	0	0	0	0	0
Route: Various		R/W:	0	0	0	0	0	0	0	0	0
Job No.: 6Q3172F		Construction:	0	0	0	0	0	0	0	0	0
Length: 0.00	MPO: Y	FFOS:	0	0	0	0	0	0	0	0	0
Fund Cat: Taking Care Of System	AC-State: 931 State: 232 Local: 0	Payments:	0	0	1,162	0	0	0	0	0	0
Sec Cat: Systems Operations	Awd Date: N/A Anticipated Fed Cat: STBG										
TIP #: Let With:	Future Cost: 0 Estimate Total: 1,163										
County: Various	Advanced Traffic Management System (ATMS) maintenance contract throughout St. Louis District. Consultant services for upkeep of ATMS software for Traffic Management Center and central signal system.	Engineering:	0	0	1	0	0	0	0	0	0
Route: Various		R/W:	0	0	0	0	0	0	0	0	0
Job No.: 6Q3172G		Construction:	0	0	0	0	0	0	0	0	0
Length: 0.00	MPO: Y	FFOS:	0	0	0	0	0	0	0	0	0
Fund Cat: Flexible & Other	AC-State: 361 State: 90 Local: 0	Payments:	0	0	450	0	0	0	0	0	0
Sec Cat: Systems Operations	Awd Date: N/A Anticipated Fed Cat: STBG										
TIP #: Let With:	Future Cost: 0 Estimate Total: 451										

* Subject to the approval of the Transportation Improvement Program by the governing Metropolitan Planning Organization.

May-24-2018

Section 4 - 4

District St. Louis

TMA

Dollars in Thousands



2019-2023 Highway and Bridge Construction Schedule

Transportation Planning

P.O. Box 270
Jefferson City, MO 65102

Construction contingency applied to construction cost in the year the project is awarded.

Three percent project growth factor compounded annually is applied to right-of-way and construction costs in program years 2, 3, 4, and 5.

No inflation is applied to the Funding From Other Sources (FFOS) or Payments.

Engineering includes PE costs, CE costs and R/W incidentals.

Construction contingency applied to construction cost in the year the project is awarded. Three percent project growth factor compounded annually is applied to right-of-way and construction costs in program years 2, 3, 4, and 5. No inflation is applied to the Funding From Other Sources (FFOS) or Payments. Engineering includes PE costs, CE costs and R/W incidentals.							STATE FISCAL YEAR PROJECT BUDGETING						
							Prior Prog.	7/2018- 6/2019	7/2019- 6/2020	7/2020- 6/2021	7/2021- 6/2022	7/2022- 6/2023	
County: Various Route: Various Job No.: 6Q3173B Length: 0.00 MPO: Y Fund Cat: Taking Care Of System Sec Cat: Systems Operations TIP #: Let With:	Emergency response operations and staff in the St. Louis District. These funds will be transferred to the District Operations Budget.						Engineering:	0	0	0	1	0	0
							R/W:	0	0	0	0	0	0
							Construction:	0	0	0	0	0	0
							FFOS:	0	0	0	0	0	0
							Payments:	0	0	0	2,696	0	0
County: Various Route: Various Job No.: 6Q3173C Length: 0.00 MPO: Y Fund Cat: Taking Care Of System Sec Cat: Systems Operations TIP #: Let With:	ITS operations, MoDOT Staff, equipment maintenance and Transportation Management Center (TMC) operations at TMC building.						Engineering:	0	0	0	1	0	0
							R/W:	0	0	0	0	0	0
							Construction:	0	0	0	0	0	0
							FFOS:	0	0	0	0	0	0
							Payments:	0	0	0	1,073	0	0
County: Various Route: Various Job No.: 6Q3173D Length: 0.00 MPO: Y Fund Cat: Taking Care Of System Sec Cat: Systems Operations TIP #: Let With:	ITS operations, contract staffing and professional services at the Transportation Management Center (TMC) building.						Engineering:	0	0	0	1	0	0
							R/W:	0	0	0	0	0	0
							Construction:	0	0	0	0	0	0
							FFOS:	0	0	0	0	0	0
							Payments:	0	0	0	2,786	0	0
County: Various Route: Various Job No.: 6Q3173F Length: 0.00 MPO: Y Fund Cat: Taking Care Of System Sec Cat: Systems Operations TIP #: Let With:	ITS system preservation, repairs and upgrades throughout the St. Louis District.						Engineering:	0	0	0	1	0	0
							R/W:	0	0	0	0	0	0
							Construction:	0	0	0	0	0	0
							FFOS:	0	0	0	0	0	0
							Payments:	0	0	0	1,197	0	0
County: Various Route: Various Job No.: 6Q3173G Length: 0.00 MPO: Y Fund Cat: Flexible & Other Sec Cat: Systems Operations TIP #: Let With:	Advanced Traffic Management System (ATMS) maintenance contract throughout St. Louis District. Consultant services for upkeep of ATMS software for Traffic Management Center and central signal system.						Engineering:	0	0	0	1	0	0
							R/W:	0	0	0	0	0	0
							Construction:	0	0	0	0	0	0
							FFOS:	0	0	0	0	0	0
							Payments:	0	0	0	450	0	0

* Subject to the approval of the Transportation Improvement Program by the governing Metropolitan Planning Organization.

May-24-2018

Section 4 - 5

District St. Louis

TMA

Dollars in Thousands



2019-2023 Highway and Bridge Construction Schedule

Transportation Planning

P.O. Box 270
Jefferson City, MO 65102

Construction contingency applied to construction cost in the year the project is awarded.

Three percent project growth factor compounded annually is applied to right-of-way and construction costs in program years 2, 3, 4, and 5.

No inflation is applied to the Funding From Other Sources (FFOS) or Payments.

Engineering includes PE costs, CE costs and R/W incidentals.

Construction contingency applied to construction cost in the year the project is awarded. Three percent project growth factor compounded annually is applied to right-of-way and construction costs in program years 2, 3, 4, and 5. No inflation is applied to the Funding From Other Sources (FFOS) or Payments. Engineering includes PE costs, CE costs and R/W incidentals.										STATE FISCAL YEAR PROJECT BUDGETING					
										Prior Prog.	7/2018- 6/2019	7/2019- 6/2020	7/2020- 6/2021	7/2021- 6/2022	7/2022- 6/2023
County: Various Route: Various Job No.: 6Q3227C Length: 0.00 MPO: Y Fund Cat: Flexible & Other Sec Cat: Systems Operations TIP #: Let With:	Transportation Management Center facility operations, key MoDOT staff salaries, and utility payments for Intelligent Transportation Systems (ITS) network devices in the St. Louis District.				AC-State: 886 State: 221 Local: 0	Engineering: 0 R/W: 0 Construction: 0 FFOS: 0 Payments: 0	0 0 0 0 0	0 0 0 0 0	1 0 0 0 1,106	0 0 0 0 0					
County: Various Route: Various Job No.: 6Q3227D Length: 0.00 MPO: Y Fund Cat: Flexible & Other Sec Cat: Systems Operations TIP #: Let With:	ITS operations, contract staffing and professional services at the Transportation Management Center (TMC) building in the St. Louis District.				AC-State: 2,292 State: 573 Local: 0	Engineering: 0 R/W: 0 Construction: 0 FFOS: 0 Payments: 0	0 0 0 0 0	0 0 0 0 0	1 0 0 0 2,864	0 0 0 0 0					
County: Various Route: Various Job No.: 6Q3227F Length: 0.00 MPO: Y Fund Cat: Flexible & Other Sec Cat: Systems Operations TIP #: Let With:	St. Louis District Intelligent Transportation Systems (ITS) parts and services in the St. Louis District.				AC-State: 987 State: 247 Local: 0	Engineering: 0 R/W: 0 Construction: 0 FFOS: 0 Payments: 0	0 0 0 0 0	0 0 0 0 0	1 0 0 0 1,233	0 0 0 0 0					
County: Various Route: Various Job No.: 6Q3227G Length: 0.00 MPO: Y Fund Cat: Flexible & Other Sec Cat: Systems Operations TIP #: Let With:	Advanced Traffic Management System (ATMS) maintenance contract throughout St. Louis District. Consultant services for upkeep of ATMS software for Traffic Management Center and central signal system.				AC-State: 361 State: 90 Local: 0	Engineering: 0 R/W: 0 Construction: 0 FFOS: 0 Payments: 0	0 0 0 0 0	0 0 0 0 0	1 0 0 0 450	0 0 0 0 0					
County: Various Route: Various Job No.: 6Q3386B Length: 0.00 MPO: Y Fund Cat: Taking Care Of System Sec Cat: Systems Operations TIP #: Let With:	Emergency response operations and staff in the St. Louis District. These funds will be transferred to the District Operations Budget.				AC-State: 2,289 State: 572 Local: 0	Engineering: 0 R/W: 0 Construction: 0 FFOS: 0 Payments: 0	0 0 0 0 0	0 0 0 0 0	0 0 0 0 2,860	1 0 0 0 0					

* Subject to the approval of the Transportation Improvement Program by the governing Metropolitan Planning Organization.

May-24-2018

Section 4 - 6

District St. Louis

TMA

Dollars in Thousands



2019-2023 Highway and Bridge Construction Schedule

Transportation Planning

P.O. Box 270
Jefferson City, MO 65102

Construction contingency applied to construction cost in the year the project is awarded.

Three percent project growth factor compounded annually is applied to right-of-way and construction costs in program years 2, 3, 4, and 5.

No inflation is applied to the Funding From Other Sources (FFOS) or Payments.

Engineering includes PE costs, CE costs and R/W incidentals.

Construction contingency applied to construction cost in the year the project is awarded. Three percent project growth factor compounded annually is applied to right-of-way and construction costs in program years 2, 3, 4, and 5. No inflation is applied to the Funding From Other Sources (FFOS) or Payments. Engineering includes PE costs, CE costs and R/W incidentals.												STATE FISCAL YEAR PROJECT BUDGETING										
												Prior Prog.	7/2018- 6/2019		7/2019- 6/2020		7/2020- 6/2021		7/2021- 6/2022		7/2022- 6/2023	
County: Various	Transportation Management Center facility operations, key MoDOT staff salaries, and utility payments for Intelligent Transportation Systems (ITS) network devices in the St. Louis District.		Engineering:	0	0	0	0	0	0	0	1											
Route: Various			R/W:	0	0	0	0	0	0	0	0											
Job No.: 6Q3386C			Construction:	0	0	0	0	0	0	0	0											
Length: 0.00	MPO: Y		FFOS:	0	0	0	0	0	0	0	0											
Fund Cat: Taking Care Of System	AC-State: 912 State: 228 Local: 0		Payments:	0	0	0	0	0	0	0	1,139											
Sec Cat: Systems Operations	Awd Date: N/A	Anticipated Fed Cat: STBG																				
TIP #:	Let With:	Future Cost: 0	Estimate Total: 1,140																			
County: Various	Intelligent Transportation Systems (ITS) operations, contract staffing and professional services at the Transportation Management Center (TMC) building in the St. Louis District.		Engineering:	0	0	0	0	0	0	0	1											
Route: Various			R/W:	0	0	0	0	0	0	0	0											
Job No.: 6Q3386D			Construction:	0	0	0	0	0	0	0	0											
Length: 0.00	MPO: Y		FFOS:	0	0	0	0	0	0	0	0											
Fund Cat: Taking Care Of System	AC-State: 2,360 State: 590 Local: 0		Payments:	0	0	0	0	0	0	0	2,949											
Sec Cat: Systems Operations	Awd Date: N/A	Anticipated Fed Cat: STBG																				
TIP #:	Let With:	Future Cost: 0	Estimate Total: 2,950																			
County: Various	St. Louis District Intelligent Transportation Systems (ITS) parts and services in the St. Louis District.		Engineering:	0	0	0	0	0	0	0	1											
Route: Various			R/W:	0	0	0	0	0	0	0	0											
Job No.: 6Q3386F			Construction:	0	0	0	0	0	0	0	0											
Length: 0.00	MPO: Y		FFOS:	0	0	0	0	0	0	0	0											
Fund Cat: Taking Care Of System	AC-State: 987 State: 247 Local: 0		Payments:	0	0	0	0	0	0	0	1,233											
Sec Cat: Systems Operations	Awd Date: N/A	Anticipated Fed Cat: STBG																				
TIP #:	Let With:	Future Cost: 0	Estimate Total: 1,234																			
County: Various	Advanced Traffic Management System (ATMS) maintenance contract throughout St. Louis District. Consultant services for upkeep of ATMS software for Traffic Management Center and central signal system.		Engineering:	0	0	0	0	0	0	0	1											
Route: Various			R/W:	0	0	0	0	0	0	0	0											
Job No.: 6Q3386G			Construction:	0	0	0	0	0	0	0	0											
Length: 0.00	MPO: Y		FFOS:	0	0	0	0	0	0	0	0											
Fund Cat: Taking Care Of System	AC-State: 361 State: 90 Local: 0		Payments:	0	0	0	0	0	0	0	451											
Sec Cat: Systems Operations	Awd Date: N/A	Anticipated Fed Cat: STBG																				
TIP #:	Let With:	Future Cost: 0	Estimate Total: 451																			

* Subject to the approval of the Transportation Improvement Program by the governing Metropolitan Planning Organization.

May-24-2018

Section 4 - 7

District St. Louis

TMA

Dollars in Thousands



2019-2023 Highway and Bridge Construction Schedule

Transportation Planning

P.O. Box 270
Jefferson City, MO 65102

Construction contingency applied to construction cost in the year the project is awarded.
Three percent project growth factor compounded annually is applied to right-of-way and construction costs in program years 2, 3, 4, and 5.
No inflation is applied to the Funding From Other Sources (FFOS) or Payments.
Engineering includes PE costs, CE costs and R/W incidentals.

STATE FISCAL YEAR PROJECT BUDGETING						
	Prior Prog.	7/2018- 6/2019	7/2019- 6/2020	7/2020- 6/2021	7/2021- 6/2022	7/2022- 6/2023
FFOS:	30	1,354	209	209	0	0
Total R/W:	30	0	0	0	0	0
Total Construction:	0	0	0	0	0	0
Paybacks:	185,478	35,179	33,928	33,398	33,365	33,566
Sub-Total:	185,508	35,179	33,928	33,398	33,365	33,566
Total Engineering:	0	9	8	6	5	5
Grand Total:	185,508	35,188	33,936	33,404	33,370	33,571

	2019	2020	2021	2022	2023
State	26,909	26,657	26,627	26,621	26,662
AC-State	6,222	6,392	6,567	6,749	6,909
Local	0	0	0	0	0
Sub-total State	33,131	33,049	33,194	33,370	33,571

Federal					
Sub-total Federal	2,057	887	210	0	0
Grand Total	35,188	33,936	33,404	33,370	33,571

Project Count: 34

* Subject to the approval of the Transportation Improvement Program by the governing Metropolitan Planning Organization.

May-24-2018

Section 4 - 1

District St. Louis

TMA

Dollars in Thousands



2019-2023 Highway and Bridge Construction Schedule

Transportation Planning

P.O. Box 270
Jefferson City, MO 65102

Construction contingency applied to construction cost in the year the project is awarded.
Three percent project growth factor compounded annually is applied to right-of-way and construction costs in program years 2, 3, 4, and 5.

No inflation is applied to the Funding From Other Sources (FFOS) or Payments.

Engineering includes PE costs, CE costs and R/W incidentals.

St. Louis TMA Total

STATE FISCAL YEAR PROJECT BUDGETING						
	Prior Prog.	7/2018- 6/2019	7/2019- 6/2020	7/2020- 6/2021	7/2021- 6/2022	7/2022- 6/2023
FFOS:	30	25,004	18,661	6,270	5,547	0
Total R/W:	4,351	8,548	2,502	1,599	0	0
Total Construction:	0	231,451	232,077	201,160	45,797	31,515
Paybacks:	185,478	35,179	33,928	33,398	33,365	33,566
Sub-Total:	189,829	275,178	268,507	236,157	79,162	65,081
Total Engineering:	26,571	34,494	19,709	15,089	3,233	1,969
Grand Total:	216,400	309,672	288,216	251,246	82,395	67,050

	2019	2020	2021	2022	2023
State	66,456	61,546	60,104	34,280	31,774
AC-State	42,655	29,828	37,545	17,272	9,925
Local	0	0	0	0	0
Sub-total State	109,111	91,374	97,649	51,552	41,699

Federal					
Sub-total Federal	200,561	196,842	153,597	30,843	25,351
Grand Total	309,672	288,216	251,246	82,395	67,050

Project Count: 188

* Subject to the approval of the Transportation Improvement Program by the governing Metropolitan Planning Organization.

May-24-2018

Section 4 - 1

District St. Louis

TMA

Dollars in Thousands

District Program Summary

St. Louis

(Dollars in Millions)

Amounts include construction and right of way, excludes engineering.

State Fiscal Year	2019	2020	2021	2022	2023
Statewide Interstate And Major Bridge - Available					
Statewide Interstate And Major Bridge - FFOS	0.000	0.301	0.000	0.000	0.000
Statewide Interstate And Major Bridge - Fund Transfers	2.030	17.218	0.000	0.000	0.000
Statewide Interstate And Major Bridge - Carryover	-141.583	0.000	0.000	0.000	0.000
Award and Completed Project Adjustments	0.000	0.000	0.000	0.000	0.000
Statewide Interstate And Major Bridge - Total Available	-139.553	17.519	0.000	0.000	0.000
Statewide Interstate And Major Bridge - Programmed	2.030	18.042	0.000	0.000	0.000
Safety - Available	8.615	9.013	5.563	5.499	5.482
Safety - FFOS	5.105	0.974	1.602	3.325	0.000
Safety - Fund Transfers	-1.445	-4.935	-0.324	0.000	0.000
Safety - Carryover	2.541	0.000	0.000	0.000	0.000
Award and Completed Project Adjustments	-0.908	-0.141	0.279	0.322	0.000
Safety - Total Available	13.908	4.911	7.120	9.146	5.482
Safety - Programmed	12.629	1.753	1.700	3.633	0.000
Taking Care Of System - Available	59.606	60.302	60.725	60.020	59.843
Taking Care Of System - FFOS	10.507	11.206	4.459	2.222	0.000
Taking Care Of System - Fund Transfers	7.425	18.234	9.450	0.000	0.000
Taking Care Of System - Carryover	3.310	0.000	0.000	0.000	0.000
Award and Completed Project Adjustments	26.191	5.738	-1.708	1.431	0.000
Taking Care Of System - Total Available	107.039	95.480	72.926	63.673	59.843
Taking Care Of System - Programmed	120.051	142.028	197.537	43.474	25.406
Flexible & Other - Available					
Flexible & Other - FFOS	10.142	6.930	0.209	0.000	0.000
Flexible & Other - Fund Transfers	132.901	96.708	35.508	32.055	37.885
Flexible & Other - Carryover	-118.009	0.000	0.000	0.000	0.000
Award and Completed Project Adjustments	0.000	0.000	0.000	0.000	0.000
Flexible & Other - Total Available	25.034	103.638	35.717	32.055	37.885
Flexible & Other - Programmed	139.550	105.997	36.233	32.055	39.675
Statewide Safety - Available					
Statewide Safety - FFOS	0.000	0.000	0.000	0.000	0.000
Statewide Safety - Fund Transfers	0.918	0.666	0.648	0.000	0.000
Statewide Safety - Carryover	0.000	0.000	0.000	0.000	0.000
Award and Completed Project Adjustments	0.000	0.000	0.000	0.000	0.000
Statewide Safety - Total Available	0.918	0.666	0.648	0.000	0.000
Statewide Safety - Programmed	0.918	0.686	0.687	0.000	0.000
Statewide Major Projects & Emerging Needs - Available					
Statewide Major Projects & Emerging Needs - FFOS	0.000	0.000	0.000	0.000	0.000
Statewide Major Projects & Emerging Needs - Fund Transfers	0.000	0.000	0.000	0.000	0.000
Statewide Major Projects & Emerging Needs - Carryover	0.000	0.000	0.000	0.000	0.000
Award and Completed Project Adjustments	0.000	0.000	0.000	0.000	0.000
Statewide Major Projects & Emerging Needs - Total Available	0.000	0.000	0.000	0.000	0.000
Statewide Major Projects & Emerging Needs - Programmed	0.000	0.000	0.000	0.000	0.000
Statewide Amendment 3 - Available					
Statewide Amendment 3 - FFOS	0.000	0.000	0.000	0.000	0.000
Statewide Amendment 3 - Fund Transfers	0.000	0.000	0.000	0.000	0.000
Statewide Amendment 3 - Carryover	-12.932	0.000	0.000	0.000	0.000
Award and Completed Project Adjustments	0.000	0.000	0.000	0.000	0.000
Statewide Amendment 3 - Total Available	-12.932	0.000	0.000	0.000	0.000
Statewide Amendment 3 - Programmed	0.000	0.000	0.000	0.000	0.000

Note: Three percent inflation compounded annually applied to program years 2020 - 2023

Two percent construction contingency applied to construction.

District Program Summary
St. Louis

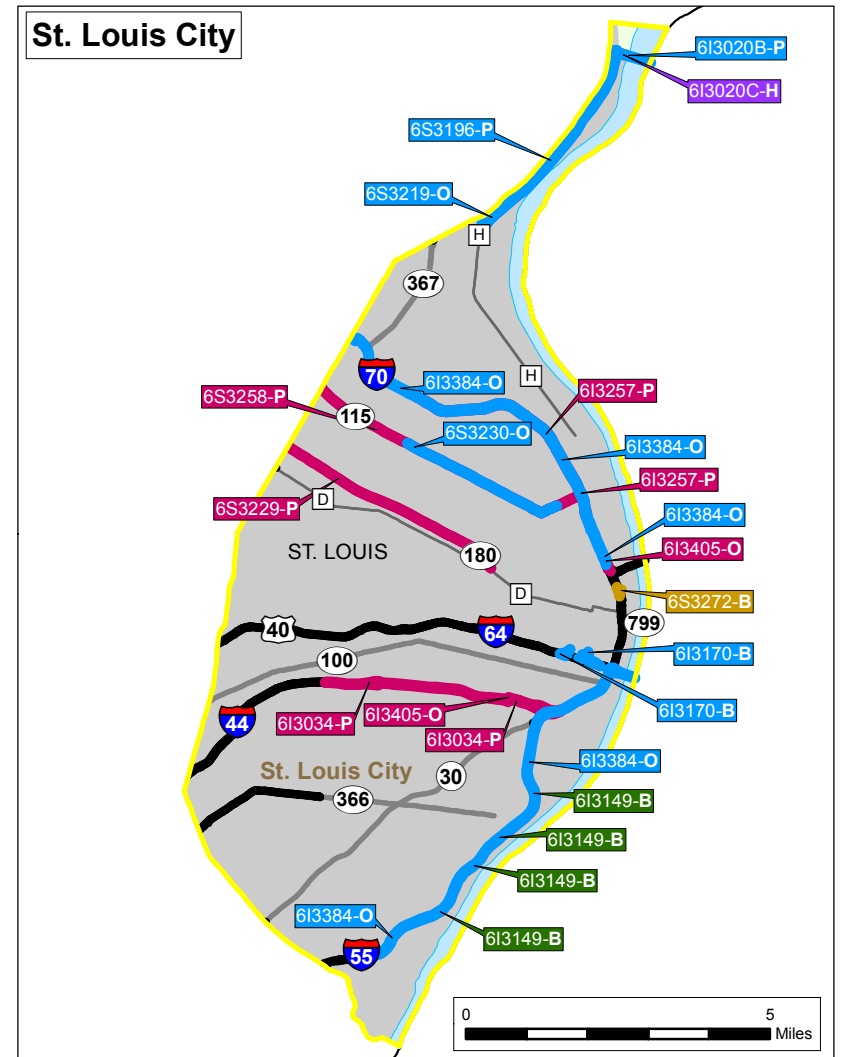
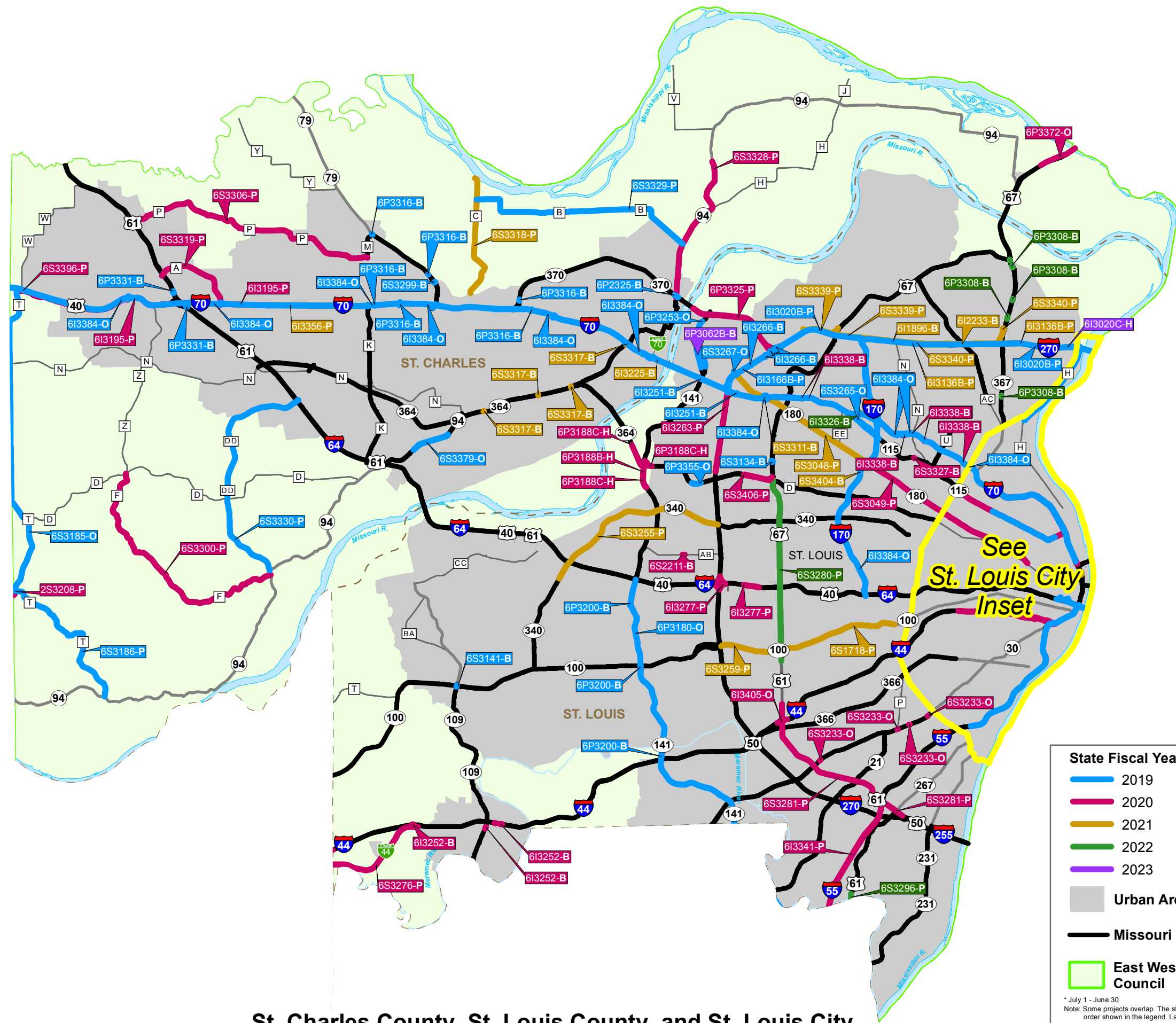
(Dollars in Millions)

Amounts include construction and right of way, excludes engineering.

Total Categorized Funding Available by SFY	-5.586	222.214	116.411	104.874	103.210
Total Flexible Funds Available	277.170	56.152	137.429	125.842	118.724
Adjustments	25.283	5.597	-1.429	1.753	0.000
Carryovers	-266.673				
Total Available by SFY	271.584	278.366	253.840	230.716	221.934
Total Programmed by SFY	275.178	268.506	236.157	79.162	65.081

*Note: Three percent inflation compounded annually applied to program years 2020 - 2023
Two percent construction contingency applied to construction.*

Statewide Transportation Improvement Program
2019-2023
St. Louis District
East West Gateway Coordinating Council
Highway and Bridge Construction Projects



State Fiscal Year*

- 2019
- 2020
- 2021
- 2022
- 2023

Type of Work

- B = New/Improved Bridge
- H = New/Expanded Highway
- M = Major Bridge
- O = Other/Safety
- P = Pavement Treatment

Label Key

Job No.-Type of Work

Urban Areas

Missouri Major Roads

East West Gateway Coordinating Council

* July 1 - June 30
Note: Some projects overlap. The state fiscal year displayed in these instances will follow the order shown in the legend. Label tag color corresponds to respective state fiscal year.

MoDOT

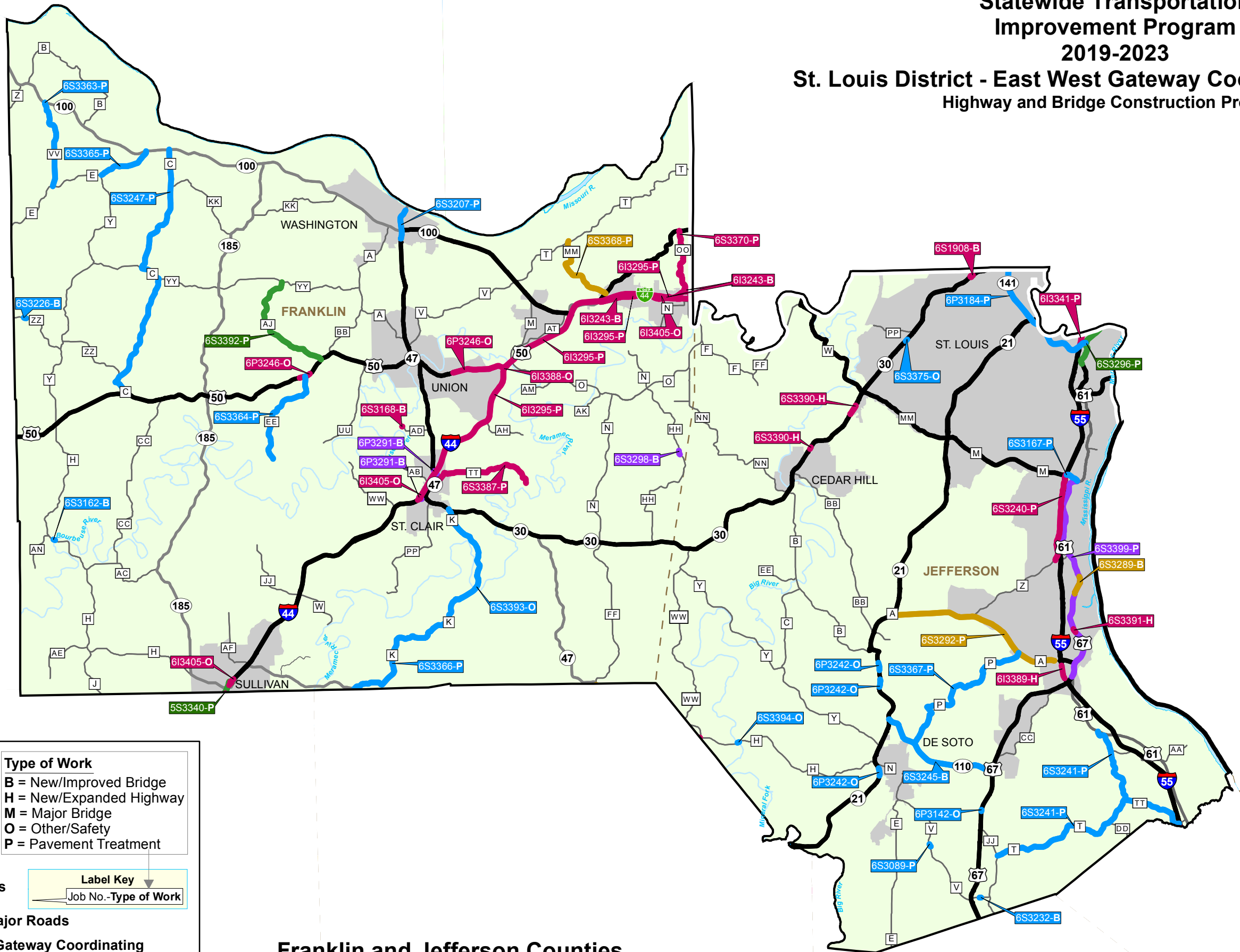
Missouri Department of Transportation
1-888-ASK-MODOT
WWW.MODOT.ORG
July 11, 2018

0 2 4 6 Miles

St. Charles County, St. Louis County, and St. Louis City

Statewide Transportation Improvement Program 2019-2023

St. Louis District - East West Gateway Coordinating Council Highway and Bridge Construction Projects



State Fiscal Year*
2019
2020
2021
2022
2023

Type of Work
B = New/Improved Bridge
H = New/Expanded Highway
M = Major Bridge
O = Other/Safety
P = Pavement Treatment

Urban Areas


Missouri Major Roads

East West Gateway Coordinating Council

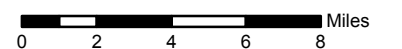
Label Key
Job No.-Type of Work

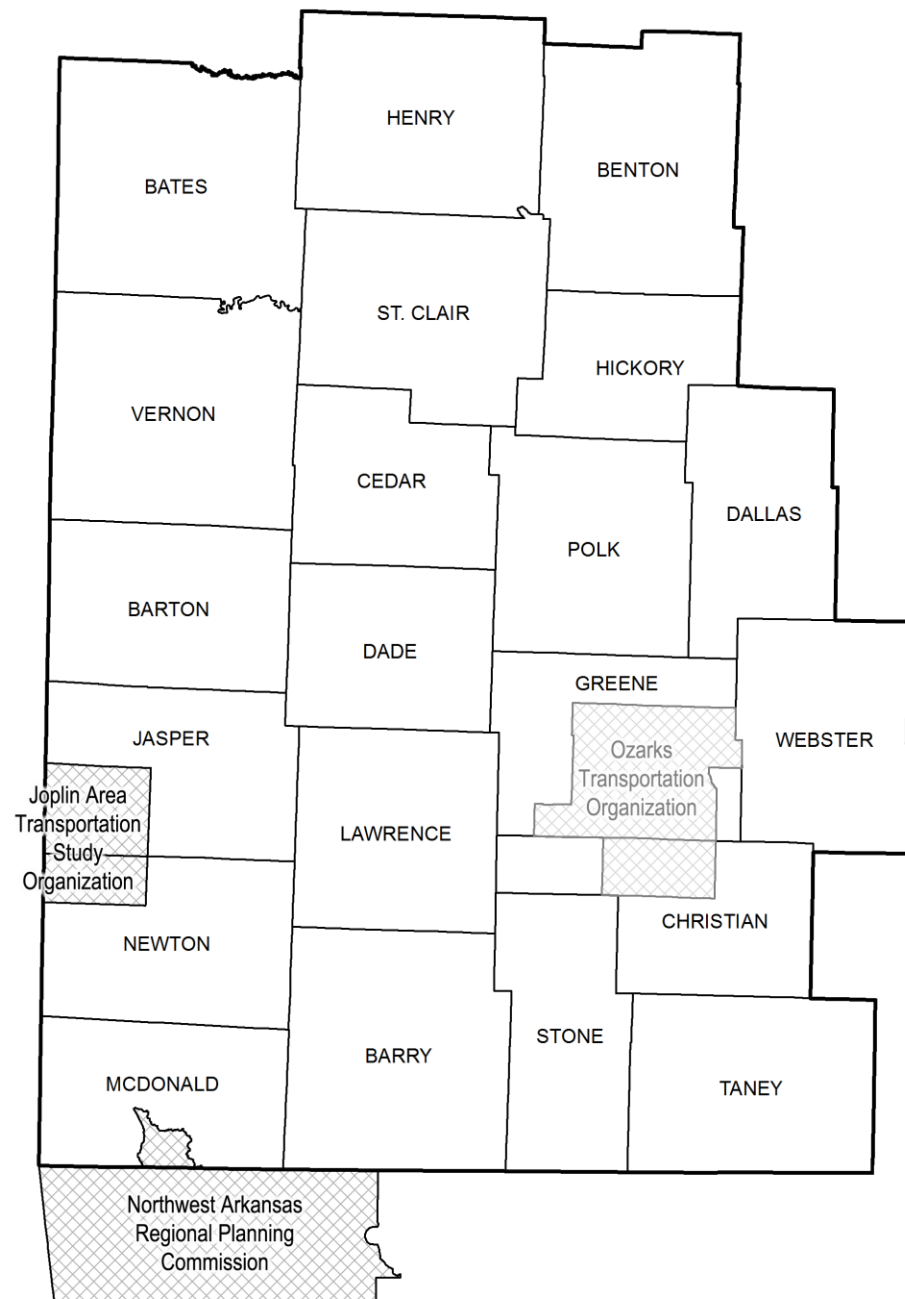
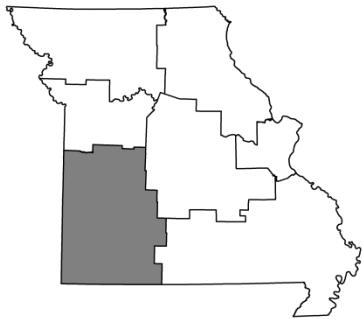
* July 1 - June 30
Note: Some projects overlap. The state fiscal year displayed in these instances will follow the order shown in the legend. Label tag color corresponds to respective state fiscal year.

Franklin and Jefferson Counties



Missouri Department of Transportation
1-888-ASK-MODOT
WWW.MODOT.ORG
July 11, 2018





MoDOT's Southwest District

(Note: The following MoDOT projects are located outside the Ozarks Transportation Organization planning area boundary.)

PROJECT DESCRIPTION KEY

2019-2023 Highway and Bridge Construction Schedule

Construction contingency applied to construction cost in the year the project is awarded.

Three percent project growth factor compounded annually is applied to right-of-way and construction in program years 2, 3, 4, and 5.

No inflation is applied to the Funding From Other Sources (FFOS) or Payments.

Engineering includes PE costs, CE costs, and R/W incidentals.

County:	XX										Engineering:	99		9	0	0	0	0
Route:	XX										R/W:	0		0	99	0	0	0
Job No.:											Construction:	0		0	0	999	0	0
Length:	MPO: Fed: State: Local:																	
Fund Cat:																		
Sec Cat:	Award Date Anticipated Fed Cat:										FFOS:	0		0	0	99	0	0
TIP#:	Let With: Future Cost: Estimate Total:										Payments:	0		99	0	0	0	0

Dollars funded from other sources.

- Dollars for construction, utilities and contingency.

- Dollars for right-of-way (land acquisition).

- Dollars to be paid back for accelerating the project or payments to others.

- Dollars for engineering that include preliminary engineering, construction engineering and right-of-way incidentals.

^Anticipated Federal Funding Category:

CMAQ - Congestion Mitigation and Air Quality.

* Usually 80% Federal & 20% State funds.

Earmark - usually 80% Federal & 20% State funds.

NHFP - National Highway Freight Program.

* Usually 80% Federal & 20% State funds.

NHPP - National Highway Performance Program.

* Usually 80% Federal & 20% State funds.

* Sometimes 90% Federal & 10% State funds.

Safety - usually 90% Federal & 10% State funds.

State - No federal funds, state only funded.

STBG - Surface Transportation Block Grant program.

* Usually 80% Federal & 20% State funds.

(All Costs in Thousands)

***Primary Funding Category:**

Take Care of System
Statewide Interstate & Major Bridge
Safety
Statewide Safety
Flexible & Other
Amendment 3

****Secondary Funding Category:**

- Enhancements
- Low Type Resurfacing
- N - Ada Trans (ADA Transition Plan)
- Preventive Maint (Preventive Maintenance)
- Regional
- Rehab And Reconst (Rehabilitation and Reconstruction)
- Routine Maintenance
- Safety
- Systems Operations
- Thin Lift Overlay
- Urban Safety



2019-2023 Highway and Bridge Construction Schedule

Transportation Planning

P.O. Box 270
Jefferson City, MO 65102

Construction contingency applied to construction cost in the year the project is awarded.

Three percent project growth factor compounded annually is applied to right-of-way and construction costs in program years 2, 3, 4, and 5.

No inflation is applied to the Funding From Other Sources (FFOS) or Payments.

Engineering includes PE costs, CE costs and R/W incidentals.

Construction contingency applied to construction cost in the year the project is awarded. Three percent project growth factor compounded annually is applied to right-of-way and construction costs in program years 2, 3, 4, and 5. No inflation is applied to the Funding From Other Sources (FFOS) or Payments. Engineering includes PE costs, CE costs and R/W incidentals.							STATE FISCAL YEAR PROJECT BUDGETING							
							Prior Prog.	7/2018- 6/2019	7/2019- 6/2020	7/2020- 6/2021	7/2021- 6/2022	7/2022- 6/2023		
County: Barry	Pavement resurfacing from south of Rte. 60 to Arkansas State line and add turn lanes at various locations.						Engineering:	308	643	1,037	0	0	0	
Route: MO 37							R/W:	0	245	0	0	0	0	
Job No.: 7P3120							Construction:	0	0	9,511	0	0	0	
Length: 32.51	MPO: N						FFOS:	0	0	0	0	0	0	
Fund Cat: Taking Care Of System						Fed: 9,149	State: 2,287	Local: 0	Payments:	0	0	0	0	0
Sec Cat: Thin Lift Overlay	Awd Date: Fall 19	Anticipated Fed Cat: NHPP												
TIP #: Let With:	Future Cost: 0					Estimate Total: 11,744								
County: Barry	Bridge rehabilitation on the westbound bridge over Arkansas and Missouri Railroad 0.3 mile east of Rte. 37 in Monett. Project involves bridge L0214.						Engineering:	137	133	0	0	0	0	
Route: US 60							R/W:	0	2	0	0	0	0	
Job No.: 7P2173							Construction:	0	1,149	0	0	0	0	
Length: 0.30	MPO: N						FFOS:	0	0	0	0	0	0	
Fund Cat: Taking Care Of System						Fed: 1,028	State: 256	Local: 0	Payments:	0	0	0	0	0
Sec Cat: Rehab And Reconst	Awd Date: Spring 19	Anticipated Fed Cat: NHPP												
TIP #: Let With:	Future Cost: 0					Estimate Total: 1,421								
County: Barry	Pavement resurfacing from Rte. 248 to Rte. 265/413 in Crane.						Engineering:	5	56	0	0	0	0	
Route: RT D							R/W:	0	0	0	0	0	0	
Job No.: 7S3274							Construction:	0	392	0	0	0	0	
Length: 6.61	MPO: N						FFOS:	0	0	0	0	0	0	
Fund Cat: Taking Care Of System						Fed: 359	State: 89	Local: 0	Payments:	0	0	0	0	0
Sec Cat: Thin Lift Overlay	Awd Date: Fall 18	Anticipated Fed Cat: STBG												
TIP #: Let With: 7S3123	Future Cost: 0					Estimate Total: 453								
County: Barry	Pavement resurfacing from beginning of route to Rte. 86 south of Golden.						Engineering:	0	2	2	26	0	0	
Route: RT J							R/W:	0	0	0	0	0	0	
Job No.: 7S3189B							Construction:	0	0	0	272	0	0	
Length: 3.72	MPO: N						FFOS:	0	0	0	0	0	0	
Fund Cat: Taking Care Of System						AC-State: 243	State: 59	Local: 0	Payments:	0	0	0	0	0
Sec Cat: Thin Lift Overlay	Awd Date: 2021	Anticipated Fed Cat: STBG												
TIP #: Let With:	Future Cost: 0					Estimate Total: 302								
County: Barry	Pavement resurfacing from Rte. 60 to Rte. 39 and pavement resurfacing, add shoulders and rumblestrips on Rte. TT from Rte. 39 to Rte. D in Stone County.						Engineering:	122	195	0	0	0	0	
Route: RT Z							R/W:	0	0	0	0	0	0	
Job No.: 7S3123							Construction:	0	1,378	0	0	0	0	
Length: 15.41	MPO: N						FFOS:	0	0	0	0	0	0	
Fund Cat: Taking Care Of System						Fed: 1,258	State: 315	Local: 0	Payments:	0	0	0	0	0
Sec Cat: Thin Lift Overlay	Awd Date: Fall 18	Anticipated Fed Cat: STBG												
TIP #: Let With: 7S3274	Future Cost: 0					Estimate Total: 1,695								

* Subject to the approval of the Transportation Improvement Program by the governing Metropolitan Planning Organization.

May-24-2018

Section 4 - 1

District Southwest

Dollars in Thousands



2019-2023 Highway and Bridge Construction Schedule

Transportation Planning

P.O. Box 270
Jefferson City, MO 65102

Construction contingency applied to construction cost in the year the project is awarded.

Three percent project growth factor compounded annually is applied to right-of-way and construction costs in program years 2, 3, 4, and 5.

No inflation is applied to the Funding From Other Sources (FFOS) or Payments.

Engineering includes PE costs, CE costs and R/W incidentals.

Construction contingency applied to construction cost in the year the project is awarded. Three percent project growth factor compounded annually is applied to right-of-way and construction costs in program years 2, 3, 4, and 5. No inflation is applied to the Funding From Other Sources (FFOS) or Payments. Engineering includes PE costs, CE costs and R/W incidentals.							STATE FISCAL YEAR PROJECT BUDGETING						
							Prior Prog.	7/2018-	7/2019-	7/2020-	7/2021-	7/2022-	
								6/2019	6/2020	6/2021	6/2022	6/2023	
County: Barton	Bridge replacement over BNSF Railroad in Lamar. Project involves bridge K0556.						Engineering:	294	477	0	0	0	0
Route: US 160							R/W:	0	52	0	0	0	0
Job No.: 7P2228D							Construction:	0	3,483	0	0	0	0
Length: 0.09	MPO: N						FFOS:	0	0	0	0	0	0
Fund Cat: Taking Care Of System						Fed: 3,210	State: 802	Local: 0	Payments:	0	0	0	0
Sec Cat: Rehab And Reconst	Awd Date: Spring 19	Anticipated Fed Cat: NHPP											
TIP #:	Let With:	Future Cost: 0					Estimate Total: 4,306						
County: Barton	Repair slides 0.25 mile east of Main Street in Mindenmines.						Engineering:	0	30	0	0	0	0
Route: US 160							R/W:	0	0	0	0	0	0
Job No.: 7P3356							Construction:	0	149	0	0	0	0
Length: 0.02	MPO: N						FFOS:	0	0	0	0	0	0
Fund Cat: Taking Care Of System						AC-State: 143	State: 36	Local: 0	Payments:	0	0	0	0
Sec Cat: Rehab And Reconst	Awd Date: Spring 19	Anticipated Fed Cat: STBG											
TIP #:	Let With: 7S3353	Future Cost: 0					Estimate Total: 179						
County: Barton	Pavement improvements and permanent aggregate edge treatment from Rte. 126 in Barton County to Rte. 96 in Jasper County.						Engineering:	2	20	110	0	0	0
Route: MO 37							R/W:	0	0	0	0	0	0
Job No.: 7P3223							Construction:	0	0	1,137	0	0	0
Length: 14.71	MPO: N						FFOS:	0	0	0	0	0	0
Fund Cat: Taking Care Of System						AC-State: 1,014	State: 253	Local: 0	Payments:	0	0	0	0
Sec Cat: Thin Lift Overlay	Awd Date: Summer 19	Anticipated Fed Cat: STBG											
TIP #:	Let With:	Future Cost: 0					Estimate Total: 1,269						
County: Barton	Upgrade sidewalk to comply with the ADA Transition Plan at various locations from Jefferson Street to Gallagher Road in Golden City.						Engineering:	2	33	39	0	0	0
Route: MO 37							R/W:	0	2	0	0	0	0
Job No.: 7P3244							Construction:	0	0	182	0	0	0
Length: 0.33	MPO: N						FFOS:	0	0	0	0	0	0
Fund Cat: Taking Care Of System						AC-State: 207	State: 49	Local: 0	Payments:	0	0	0	0
Sec Cat: N- Ada Trans	Awd Date: 2020	Anticipated Fed Cat: STBG											
TIP #:	Let With:	Future Cost: 0					Estimate Total: 258						
County: Barton	Repair slides at bridge over BNSF railroad. Project involves bridge A2870.						Engineering:	0	32	0	0	0	0
Route: MO 43							R/W:	0	0	0	0	0	0
Job No.: 7S3353							Construction:	0	207	0	0	0	0
Length: 0.10	MPO: N						FFOS:	0	0	0	0	0	0
Fund Cat: Taking Care Of System						AC-State: 192	State: 47	Local: 0	Payments:	0	0	0	0
Sec Cat: Rehab And Reconst	Awd Date: Spring 19	Anticipated Fed Cat: STBG											
TIP #:	Let With: 7P3356	Future Cost: 0					Estimate Total: 239						

* Subject to the approval of the Transportation Improvement Program by the governing Metropolitan Planning Organization.

May-24-2018

Section 4 - 2

District Southwest

Dollars in Thousands



2019-2023 Highway and Bridge Construction Schedule

Transportation Planning

P.O. Box 270
Jefferson City, MO 65102

Construction contingency applied to construction cost in the year the project is awarded.

Three percent project growth factor compounded annually is applied to right-of-way and construction costs in program years 2, 3, 4, and 5.

No inflation is applied to the Funding From Other Sources (FFOS) or Payments.

Engineering includes PE costs, CE costs and R/W incidentals.

Construction contingency applied to construction cost in the year the project is awarded. Three percent project growth factor compounded annually is applied to right-of-way and construction costs in program years 2, 3, 4, and 5. No inflation is applied to the Funding From Other Sources (FFOS) or Payments. Engineering includes PE costs, CE costs and R/W incidentals.							STATE FISCAL YEAR PROJECT BUDGETING					
							Prior Prog.	7/2018- 6/2019	7/2019- 6/2020	7/2020- 6/2021	7/2021- 6/2022	7/2022- 6/2023
County: Barton Route: IS 49 Job No.: 713083 Length: 30.51 MPO: N Fund Cat: Taking Care Of System												

* Subject to the approval of the Transportation Improvement Program by the governing Metropolitan Planning Organization.

May-24-2018

Section 4 - 3

District Southwest

Dollars in Thousands



2019-2023 Highway and Bridge Construction Schedule

Transportation Planning

P.O. Box 270
Jefferson City, MO 65102

Construction contingency applied to construction cost in the year the project is awarded.

Three percent project growth factor compounded annually is applied to right-of-way and construction costs in program years 2, 3, 4, and 5.

No inflation is applied to the Funding From Other Sources (FFOS) or Payments.

Engineering includes PE costs, CE costs and R/W incidentals.

Construction contingency applied to construction cost in the year the project is awarded. Three percent project growth factor compounded annually is applied to right-of-way and construction costs in program years 2, 3, 4, and 5. No inflation is applied to the Funding From Other Sources (FFOS) or Payments. Engineering includes PE costs, CE costs and R/W incidentals.						STATE FISCAL YEAR PROJECT BUDGETING					
						Prior Prog.	7/2018-	7/2019-	7/2020-	7/2021-	7/2022-
							6/2019	6/2020	6/2021	6/2022	6/2023
County: Bates Route: MO 18 Job No.: 7S3236 Length: 6.84 MPO: Y Fund Cat: Taking Care Of System Fed: 461 State: 116 Local: 0 Sec Cat: Thin Lift Overlay Awd Date: Winter 19 Anticipated Fed Cat: STBG TIP #: Let With: 4S3311, 4S3306, 4S3317, 4S3303, 4S3307, 4S3308 Future Cost: 0 Estimate Total: 583	Engineering: R/W: Construction: FFOS: Payments:	6 0 0 0 0 0	52 0 525 0 0 0	0 0 0 0 0 0	0 0 0 0 0 0	0 0 0 0 0 0					
County: Bates Route: IS 49 Job No.: 0I3005W Length: 44.82 MPO: N Fund Cat: Statewide Interstate And Major Bridge AC-State: 43 State: 5 Local: 0 Sec Cat: Preventive Maint Awd Date: Winter 19 Anticipated Fed Cat: NHPP TIP #: Let With: Future Cost: 0 Estimate Total: 48	Engineering: R/W: Construction: FFOS: Payments:	0 0 0 0 0 0	8 0 40 0 0 0	0 0 0 0 0 0	0 0 0 0 0 0	0 0 0 0 0 0					
County: Bates Route: IS 49 Job No.: 7I3050 Length: 0.15 MPO: N Fund Cat: Taking Care Of System Fed: 2,797 State: 310 Local: 0 Sec Cat: Rehab And Reconst Awd Date: 2020 Anticipated Fed Cat: NHFP TIP #: Let With: 7I3366 Future Cost: 0 Estimate Total: 3,262	Engineering: R/W: Construction: FFOS: Payments:	155 0 0 0 0 0	262 0 0 2,509 0 0	336 0 2,509 0 0 0	0 0 0 0 0 0	0 0 0 0 0 0					
County: Bates Route: IS 49 Job No.: 7I3366 Length: 0.72 MPO: N Fund Cat: Taking Care Of System Fed: 2,739 State: 305 Local: 0 Sec Cat: Rehab And Reconst Awd Date: 2020 Anticipated Fed Cat: NHFP TIP #: Let With: 7I3050 Future Cost: 0 Estimate Total: 3,044	Engineering: R/W: Construction: FFOS: Payments:	0 0 0 0 0 0	391 0 0 2,287 0 0	366 0 2,287 0 0 0	0 0 0 0 0 0	0 0 0 0 0 0					
County: Bates Route: RT A Job No.: 7S3189K Length: 16.60 MPO: N Fund Cat: Taking Care Of System AC-State: 937 State: 232 Local: 0 Sec Cat: Thin Lift Overlay Awd Date: 2021 Anticipated Fed Cat: STBG TIP #: Let With: Future Cost: 0 Estimate Total: 1,169	Engineering: R/W: Construction: FFOS: Payments:	0 0 0 0 0 0	2 0 0 0 0 0	67 0 0 1,031 0 0	69 0 0 0 0 0	0 0 0 0 0 0					

* Subject to the approval of the Transportation Improvement Program by the governing Metropolitan Planning Organization.

May-24-2018

Section 4 - 4

District Southwest

Dollars in Thousands



2019-2023 Highway and Bridge Construction Schedule

Transportation Planning

P.O. Box 270
Jefferson City, MO 65102

Construction contingency applied to construction cost in the year the project is awarded.

Three percent project growth factor compounded annually is applied to right-of-way and construction costs in program years 2, 3, 4, and 5.

No inflation is applied to the Funding From Other Sources (FFOS) or Payments.

Engineering includes PE costs, CE costs and R/W incidentals.

Construction contingency applied to construction cost in the year the project is awarded. Three percent project growth factor compounded annually is applied to right-of-way and construction costs in program years 2, 3, 4, and 5. No inflation is applied to the Funding From Other Sources (FFOS) or Payments. Engineering includes PE costs, CE costs and R/W incidentals.							STATE FISCAL YEAR PROJECT BUDGETING						
							Prior Prog.	7/2018-	7/2019-	7/2020-	7/2021-	7/2022-	
								6/2019	6/2020	6/2021	6/2022	6/2023	
County: Bates	Bridge rehabilitation over Camp Branch 1.5 miles west of Rte. F and Panther Creek 1.3 miles west of Rte. F. Project involves bridges A3906 and A3907.						Engineering:	0	60	60	144	0	0
Route: RT B							R/W:	0	0	0	0	0	0
Job No.: 7P3190D							Construction:	0	0	0	1,096	0	0
Length: 0.07	MPO: N							FFOS:	0	0	0	0	0
Fund Cat: Taking Care Of System	Fed: 1,089 State: 271 Local: 0						Payments:	0	0	0	0	0	0
Sec Cat: Rehab And Reconst	Awd Date: 2021	Anticipated Fed Cat: NHPP											
TIP #:	Let With:	Future Cost: 0 Estimate Total: 1,360											
County: Bates	Bridge replacement over Shaw Branch 1.3 miles east of Rte. O. Project involves bridge T0033.						Engineering:	164	80	0	0	0	0
Route: RT B							R/W:	21	0	0	0	0	0
Job No.: 7S0503							Construction:	0	486	0	0	0	0
Length: 0.02	MPO: N							FFOS:	0	0	0	0	0
Fund Cat: Taking Care Of System	Fed: 453 State: 113 Local: 0						Payments:	0	0	0	0	0	0
Sec Cat: Rehab And Reconst	Awd Date: Winter 19	Anticipated Fed Cat: NHPP											
TIP #:	Let With:	Future Cost: 0 Estimate Total: 751											
County: Bates	Bridge rehabilitation over South Deepwater Branch 0.8 mile south of Rte. H. Project involves bridge R0025.						Engineering:	0	2	21	23	58	0
Route: RT BB							R/W:	0	0	0	0	0	0
Job No.: 7P3190K							Construction:	0	0	0	0	446	0
Length: 0.12	MPO: N							FFOS:	0	0	0	0	0
Fund Cat: Taking Care Of System	Fed: 441 State: 109 Local: 0						Payments:	0	0	0	0	0	0
Sec Cat: Rehab And Reconst	Awd Date: 2022	Anticipated Fed Cat: NHPP											
TIP #:	Let With:	Future Cost: 0 Estimate Total: 550											
County: Bates	Pavement resurfacing from Rte. J to Loop 49 in Passaic.						Engineering:	0	2	7	59	0	0
Route: RT F							R/W:	0	0	0	0	0	0
Job No.: 7S3189L							Construction:	0	0	0	619	0	0
Length: 9.99	MPO: N							FFOS:	0	0	0	0	0
Fund Cat: Taking Care Of System	AC-State: 551 State: 136 Local: 0						Payments:	0	0	0	0	0	0
Sec Cat: Thin Lift Overlay	Awd Date: 2021	Anticipated Fed Cat: STBG											
TIP #:	Let With:	Future Cost: 0 Estimate Total: 687											
County: Bates	Pavement resurfacing from Kansas State line to Rte. F.						Engineering:	0	2	3	35	0	0
Route: RT J							R/W:	0	0	0	0	0	0
Job No.: 7S3189M							Construction:	0	0	0	356	0	0
Length: 5.54	MPO: N							FFOS:	0	0	0	0	0
Fund Cat: Taking Care Of System	AC-State: 317 State: 79 Local: 0						Payments:	0	0	0	0	0	0
Sec Cat: Thin Lift Overlay	Awd Date: 2021	Anticipated Fed Cat: STBG											
TIP #:	Let With:	Future Cost: 0 Estimate Total: 396											

* Subject to the approval of the Transportation Improvement Program by the governing Metropolitan Planning Organization.

May-24-2018

Section 4 - 5

District Southwest

Dollars in Thousands



2019-2023 Highway and Bridge Construction Schedule

Transportation Planning

P.O. Box 270
Jefferson City, MO 65102

Construction contingency applied to construction cost in the year the project is awarded.

Three percent project growth factor compounded annually is applied to right-of-way and construction costs in program years 2, 3, 4, and 5.

No inflation is applied to the Funding From Other Sources (FFOS) or Payments.

Engineering includes PE costs, CE costs and R/W incidentals.

Construction contingency applied to construction cost in the year the project is awarded. Three percent project growth factor compounded annually is applied to right-of-way and construction costs in program years 2, 3, 4, and 5. No inflation is applied to the Funding From Other Sources (FFOS) or Payments. Engineering includes PE costs, CE costs and R/W incidentals.							STATE FISCAL YEAR PROJECT BUDGETING						
							Prior Prog.	7/2018-	7/2019-	7/2020-	7/2021-	7/2022-	
								6/2019	6/2020	6/2021	6/2022	6/2023	
County: Bates	Bridge improvements over the Osage River. Project involves bridge A4829.						Engineering:	20	10	176	222	0	0
Route: RT M							R/W:	0	0	0	0	0	0
Job No.: 7S3261							Construction:	0	0	0	1,701	0	0
Length: 0.17	MPO: N						FFOS:	0	0	0	0	0	0
Fund Cat: Taking Care Of System						Fed: 1,688 State: 421 Local: 0	Payments:	0	0	0	0	0	0
Sec Cat: Rehab And Reconst	Awd Date: 2021	Anticipated Fed Cat: NHPP											
TIP #: 	Let With: 	Future Cost: 0 Estimate Total: 2,129											
County: Bates	Pavement resurfacing from Rte. 18 in Merwin to Rte. J in Amsterdam.						Engineering:	0	2	2	22	0	0
Route: RT Y							R/W:	0	0	0	0	0	0
Job No.: 7S3189N							Construction:	0	0	0	312	0	0
Length: 4.64	MPO: N						FFOS:	0	0	0	0	0	0
Fund Cat: Taking Care Of System						AC-State: 272 State: 66 Local: 0	Payments:	0	0	0	0	0	0
Sec Cat: Thin Lift Overlay	Awd Date: 2021	Anticipated Fed Cat: STBG											
TIP #: 	Let With: 	Future Cost: 0 Estimate Total: 338											
County: Benton	Pavement resurfacing from 1.5 miles north of Rte. HH to the Osage River in Warsaw.						Engineering:	2	46	245	0	0	0
Route: US 65							R/W:	0	0	0	0	0	0
Job No.: 7P3211							Construction:	0	0	2,539	0	0	0
Length: 15.46	MPO: N						FFOS:	0	0	0	0	0	0
Fund Cat: Taking Care Of System						Fed: 2,264 State: 566 Local: 0	Payments:	0	0	0	0	0	0
Sec Cat: Thin Lift Overlay	Awd Date: Fall 19	Anticipated Fed Cat: NHPP											
TIP #: 	Let With: 	Future Cost: 0 Estimate Total: 2,832											
County: Benton	Pavement improvements from the Osage River in Warsaw to 0.4 mile south of Rte. MM.						Engineering:	2	1	1	1	15	100
Route: US 65							R/W:	0	0	0	0	0	0
Job No.: 7P3212							Construction:	0	0	0	0	0	1,131
Length: 4.05	MPO: N						FFOS:	0	0	0	0	0	0
Fund Cat: Taking Care Of System						Fed: 1,000 State: 249 Local: 0	Payments:	0	0	0	0	0	0
Sec Cat: Thin Lift Overlay	Awd Date: 2023	Anticipated Fed Cat: NHPP											
TIP #: 	Let With: 	Future Cost: 0 Estimate Total: 1,251											
County: Benton	Intersection improvements at Commercial Street in Warsaw. \$280,500 Warsaw.						Engineering:	4	82	0	0	0	0
Route: MO 7							R/W:	6	0	0	0	0	0
Job No.: 7P3187D							Construction:	0	556	0	0	0	0
Length: 0.12	MPO: N						FFOS:	0	281	0	0	0	0
Fund Cat: Flexible & Other						AC-State: 341 State: 16 Local: 281	Payments:	0	0	0	0	0	0
Sec Cat: Regional	Awd Date: Winter 19	Anticipated Fed Cat: STBG											
TIP #: 	Let With: 	Future Cost: 0 Estimate Total: 648											

* Subject to the approval of the Transportation Improvement Program by the governing Metropolitan Planning Organization.

May-24-2018

Section 4 - 6

District Southwest

Dollars in Thousands



2019-2023 Highway and Bridge Construction Schedule

Transportation Planning

P.O. Box 270
Jefferson City, MO 65102

Construction contingency applied to construction cost in the year the project is awarded.

Three percent project growth factor compounded annually is applied to right-of-way and construction costs in program years 2, 3, 4, and 5.

No inflation is applied to the Funding From Other Sources (FFOS) or Payments.

Engineering includes PE costs, CE costs and R/W incidentals.

Construction contingency applied to construction cost in the year the project is awarded. Three percent project growth factor compounded annually is applied to right-of-way and construction costs in program years 2, 3, 4, and 5. No inflation is applied to the Funding From Other Sources (FFOS) or Payments. Engineering includes PE costs, CE costs and R/W incidentals.												STATE FISCAL YEAR PROJECT BUDGETING					
												Prior Prog.	7/2018- 6/2019	7/2019- 6/2020	7/2020- 6/2021	7/2021- 6/2022	7/2022- 6/2023
County: Benton Route: MO 7 Job No.: 7P3360 Length: 0.42 MPO: N Fund Cat: Taking Care Of System Sec Cat: Preventive Maint Awd Date: 2021 Anticipated Fed Cat: NHPP TIP #: Let With: Future Cost: 0 Estimate Total: 1,228	Bridge painting over Truman Lake. Project involves bridge A3465.					Engineering:	0	45	45	99	0	0					
							R/W:	0	0	0	0	0	0				
							Construction:	0	0	0	1,039	0	0				
							FFOS:	0	0	0	0	0	0				
							Payments:	0	0	0	0	0	0				
County: Benton Route: MO 83 Job No.: 7P3130 Length: 33.03 MPO: N Fund Cat: Taking Care Of System Sec Cat: Thin Lift Overlay Awd Date: Fall 18 Anticipated Fed Cat: STBG TIP #: Let With: 7S3183 Future Cost: 0 Estimate Total: 3,381	Pavement resurfacing and upgrade guardrail from Rte. 65 to Rte. 54 and on Rte. MM from Rte. 65 to end of route. Project involves bridge A3689.					Engineering:	66	297	0	0	0	0					
							R/W:	0	0	0	0	0	0				
							Construction:	0	3,018	0	0	0	0				
							FFOS:	0	0	0	0	0	0				
							Payments:	0	0	0	0	0	0				
County: Benton Route: RT B Job No.: 7S3150 Length: 0.03 MPO: N Fund Cat: Taking Care Of System Sec Cat: Rehab And Reconst Awd Date: Winter 19 Anticipated Fed Cat: NHPP TIP #: Let With: Future Cost: 0 Estimate Total: 885	Bridge replacement over Indian Creek. Project involves bridge Y0401.					Engineering:	163	77	0	0	0	0					
							R/W:	0	20	0	0	0	0				
							Construction:	0	625	0	0	0	0				
							FFOS:	0	0	0	0	0	0				
							Payments:	0	0	0	0	0	0				
County: Benton Route: RT BB Job No.: 7S3230 Length: 8.77 MPO: N Fund Cat: Taking Care Of System Sec Cat: Thin Lift Overlay Awd Date: Fall 19 Anticipated Fed Cat: STBG TIP #: Let With: 7S3232 AC-State: 582 State: 145 Local: 0 Future Cost: 0 Estimate Total: 729	Pavement resurfacing and chevron signing, from Rte. 65 to end of route.					Engineering:	2	10	64	0	0	0					
							R/W:	0	0	0	0	0	0				
							Construction:	0	0	653	0	0	0				
							FFOS:	0	0	0	0	0	0				
							Payments:	0	0	0	0	0	0				
County: Benton Route: RT M Job No.: 7S3232 Length: 10.19 MPO: N Fund Cat: Taking Care Of System Sec Cat: Thin Lift Overlay Awd Date: Fall 19 Anticipated Fed Cat: STBG TIP #: Let With: 7S3230 AC-State: 1,178 State: 294 Local: 0 Future Cost: 0 Estimate Total: 1,474	Pavement resurfacing, add shoulders and add rumblestrips from beginning of state maintenance to Rte. 7.					Engineering:	2	88	88	0	0	0					
							R/W:	0	0	0	0	0	0				
							Construction:	0	0	1,296	0	0	0				
							FFOS:	0	0	0	0	0	0				
							Payments:	0	0	0	0	0	0				

* Subject to the approval of the Transportation Improvement Program by the governing Metropolitan Planning Organization.

May-24-2018

Section 4 - 7

District Southwest

Dollars in Thousands



2019-2023 Highway and Bridge Construction Schedule

Transportation Planning

P.O. Box 270
Jefferson City, MO 65102

Construction contingency applied to construction cost in the year the project is awarded.

Three percent project growth factor compounded annually is applied to right-of-way and construction costs in program years 2, 3, 4, and 5.

No inflation is applied to the Funding From Other Sources (FFOS) or Payments.

Engineering includes PE costs, CE costs and R/W incidentals.

Construction contingency applied to construction cost in the year the project is awarded. Three percent project growth factor compounded annually is applied to right-of-way and construction costs in program years 2, 3, 4, and 5. No inflation is applied to the Funding From Other Sources (FFOS) or Payments. Engineering includes PE costs, CE costs and R/W incidentals.										STATE FISCAL YEAR PROJECT BUDGETING					
										Prior Prog.	7/2018- 6/2019	7/2019- 6/2020	7/2020- 6/2021	7/2021- 6/2022	7/2022- 6/2023
County: Benton	Bridge rehabilitation over Rte 65 in Warsaw; on Rte 82 over Hogles Creek 1.75 miles W/O Rte 83; and repair culverts on Rte H over Brickley Hollow 1.9 miles S/O Rte W and Rte MM over White Branch near Warsaw. Involves bridges A1832 and A3020, and culverts P0723 and N0236				Engineering:	0	32	42	90	0	0				
Route: CST MAIN ST					R/W:	0	0	0	0	0	0				
Job No.: 7S3369					Construction:	0	0	0	686	0	0				
Length: 0.15	MPO: N					FFOS:	0	0	0	0	0				
Fund Cat: Taking Care Of System	Fed: 681	State: 169	Local: 0			Payments:	0	0	0	0	0				
Sec Cat: Rehab And Reconst	Awd Date: 2021	Anticipated Fed Cat: NHPP													
TIP #: Let With:	Future Cost: 0		Estimate Total: 850												
County: Cedar	Pavement resurfacing from Rte. 32 west of Fair Play to Rte. 160.				Engineering:	0	2	19	109	0	0				
Route: MO 245					R/W:	0	0	0	0	0	0				
Job No.: 7S3301					Construction:	0	0	0	1,156	0	0				
Length: 16.83	MPO: N					FFOS:	0	0	0	0	0				
Fund Cat: Taking Care Of System	AC-State: 1,030	State: 256	Local: 0			Payments:	0	0	0	0	0				
Sec Cat: Thin Lift Overlay	Awd Date: 2021	Anticipated Fed Cat: STBG													
TIP #: Let With:	Future Cost: 0		Estimate Total: 1,286												
County: Cedar	Bridge replacement and roadway realignment over Cedar Creek. Project involves bridge H0623.				Engineering:	371	660	0	0	0	0				
Route: MO 32					R/W:	48	0	0	0	0	0				
Job No.: 7P0677					Construction:	0	3,382	0	0	0	0				
Length: 0.98	MPO: N					FFOS:	0	0	0	0	0				
Fund Cat: Taking Care Of System	Fed: 3,234	State: 808	Local: 0			Payments:	0	0	0	0	0				
Sec Cat: Rehab And Reconst	Awd Date: Winter 19	Anticipated Fed Cat: NHPP													
TIP #: Let With:	Future Cost: 0		Estimate Total: 4,461												
County: Cedar	Pavement resurfacing from Rte. 54 in Cedar County to Rte. 83 in Benton County.				Engineering:	2	78	38	0	0	0				
Route: MO 82					R/W:	0	0	0	0	0	0				
Job No.: 7P3214					Construction:	0	0	2,797	0	0	0				
Length: 38.75	MPO: N					FFOS:	0	0	0	0	0				
Fund Cat: Taking Care Of System	AC-State: 2,331	State: 582	Local: 0			Payments:	0	0	0	0	0				
Sec Cat: Thin Lift Overlay	Awd Date: Summer 19	Anticipated Fed Cat: STBG													
TIP #: Let With:	7S3221, 7S3180, 7S3241		Future Cost: 0		Estimate Total: 2,915										
County: Cedar	Upgrade sidewalks to comply with the ADA Transition Plan at various locations from McCrary Street to Rte. 54 in El Dorado Springs. \$440,000 Statewide Transportation Alternatives funds.				Engineering:	2	109	97	0	0	0				
Route: MO 82					R/W:	0	2	0	0	0	0				
Job No.: 7P3246					Construction:	0	0	577	0	0	0				
Length: 1.35	MPO: N					FFOS:	0	0	440	0	0				
Fund Cat: Taking Care Of System	Fed: 629	State: 156	Local: 0			Payments:	0	0	0	0	0				
Sec Cat: N- Ada Trans	Awd Date: 2020	Anticipated Fed Cat: STBG													
TIP #: Let With:	Future Cost: 0		Estimate Total: 787												

* Subject to the approval of the Transportation Improvement Program by the governing Metropolitan Planning Organization.

May-24-2018

Section 4 - 8

District Southwest

Dollars in Thousands



2019-2023 Highway and Bridge Construction Schedule

Transportation Planning

P.O. Box 270
Jefferson City, MO 65102

Construction contingency applied to construction cost in the year the project is awarded.

Three percent project growth factor compounded annually is applied to right-of-way and construction costs in program years 2, 3, 4, and 5.

No inflation is applied to the Funding From Other Sources (FFOS) or Payments.

Engineering includes PE costs, CE costs and R/W incidentals.

Construction contingency applied to construction cost in the year the project is awarded. Three percent project growth factor compounded annually is applied to right-of-way and construction costs in program years 2, 3, 4, and 5. No inflation is applied to the Funding From Other Sources (FFOS) or Payments. Engineering includes PE costs, CE costs and R/W incidentals.							STATE FISCAL YEAR PROJECT BUDGETING					
							Prior Prog.	7/2018- 6/2019	7/2019- 6/2020	7/2020- 6/2021	7/2021- 6/2022	7/2022- 6/2023
County: Christian Route: US 160 Job No.: 7S3133 Length: 29.38 MPO: N Fund Cat: Taking Care Of System Sec Cat: Thin Lift Overlay Awd Date: Fall 18 Anticipated Fed Cat: NHPP TIP #: Let With: 8P3051D Future Cost: 0 Estimate Total: 6,319	Pavement resurfacing from 0.4 mile north of Finley Creek to Reeds Spring Junction and on Rte. 13 from Reeds Spring Junction to Table Rock Lake. Add turn lane at Route 160 north junction and acceleration lane at Business 13 north junction near Branson West.						Engineering: 172	552	0	0	0	0
							R/W: 0	0	0	0	0	0
							Construction: 0	5,595	0	0	0	0
							FFOS: 0	0	0	0	0	0
							Payments: 0	0	0	0	0	0
County: Christian Route: US 65 Job No.: 7P3210 Length: 16.18 MPO: N Fund Cat: Taking Care Of System Sec Cat: Thin Lift Overlay Awd Date: 2021 Anticipated Fed Cat: NHPP TIP #: Let With: Future Cost: 0 Estimate Total: 12,039	Pavement resurfacing and safety improvements from 0.4 mile north of Rte. EE in Christian County to 0.8 mile north of Rte. 465 in Taney County. \$1,853,000 Open Container funds.						Engineering: 2	528	32	1,056	0	0
							R/W: 0	0	103	0	0	0
							Construction: 0	0	0	10,318	0	0
							FFOS: 0	0	0	1,853	0	0
							Payments: 0	0	0	0	0	0
County: Christian Route: US 65 Job No.: 7P3235 Length: 2.81 MPO: N Fund Cat: Taking Care Of System Sec Cat: Thin Lift Overlay Awd Date: 2021 Anticipated Fed Cat: NHPP TIP #: Let With: Future Cost: 0 Estimate Total: 1,038	Pavement resurfacing from 1.0 mile south of Rte. F to 0.4 mile north of Rte. EE.						Engineering: 0	2	13	87	0	0
							R/W: 0	0	0	0	0	0
							Construction: 0	0	0	936	0	0
							FFOS: 0	0	0	0	0	0
							Payments: 0	0	0	0	0	0
County: Christian Route: US 65 Job No.: 7P3352 Length: 0.53 MPO: N Fund Cat: Safety Sec Cat: Safety Awd Date: 2021 Anticipated Fed Cat: Safety TIP #: Let With: Future Cost: 0 Estimate Total: 304	High friction surface treatment to curves at Saddlebrooke.						Engineering: 0	23	2	34	0	0
							R/W: 0	0	0	0	0	0
							Construction: 0	0	0	245	0	0
							FFOS: 0	0	0	0	0	0
							Payments: 0	0	0	0	0	0
County: Dade Route: US 160 Job No.: 7P2228C Length: 0.10 MPO: N Fund Cat: Taking Care Of System Sec Cat: Rehab And Reconst Awd Date: 2020 Anticipated Fed Cat: NHPP TIP #: Let With: 7P3195 Future Cost: 0 Estimate Total: 1,326	Bridge rehabilitation over Stockton Lake. Project involves bridge A2931.						Engineering: 78	2	129	0	0	0
							R/W: 0	0	0	0	0	0
							Construction: 0	0	1,117	0	0	0
							FFOS: 0	0	0	0	0	0
							Payments: 0	0	0	0	0	0

* Subject to the approval of the Transportation Improvement Program by the governing Metropolitan Planning Organization.

May-24-2018

Section 4 - 9

District Southwest

Dollars in Thousands



2019-2023 Highway and Bridge Construction Schedule

Transportation Planning

P.O. Box 270
Jefferson City, MO 65102

Construction contingency applied to construction cost in the year the project is awarded.

Three percent project growth factor compounded annually is applied to right-of-way and construction costs in program years 2, 3, 4, and 5.

No inflation is applied to the Funding From Other Sources (FFOS) or Payments.

Engineering includes PE costs, CE costs and R/W incidentals.

Construction contingency applied to construction cost in the year the project is awarded. Three percent project growth factor compounded annually is applied to right-of-way and construction costs in program years 2, 3, 4, and 5. No inflation is applied to the Funding From Other Sources (FFOS) or Payments. Engineering includes PE costs, CE costs and R/W incidentals.											STATE FISCAL YEAR PROJECT BUDGETING					
											Prior Prog.	7/2018- 6/2019	7/2019- 6/2020	7/2020- 6/2021	7/2021- 6/2022	7/2022- 6/2023
County: Dade Route: US 160 Job No.: 7P3195 Length: 0.07 MPO: N Fund Cat: Taking Care Of System Sec Cat: Rehab And Reconst Awd Date: 2020 Anticipated Fed Cat: NHPP TIP #: Let With: 7P2228C Future Cost: 0 Estimate Total: 1,058	Engineering: R/W: Construction: FFOS: Payments:	98 0 0 0 0 0	86 0 0 0 0 0	104 0 770 0 0 0	0 0 0 0 0 0	0 0 0 0 0 0										
County: Dade Route: MO 215 Job No.: 7S3267 Length: 9.65 MPO: N Fund Cat: Taking Care Of System Sec Cat: Thin Lift Overlay Awd Date: Fall 19 Anticipated Fed Cat: STBG TIP #: Let With: 7S3220, 7S3222 Future Cost: 0 Estimate Total: 820	Engineering: R/W: Construction: FFOS: Payments:	2 0 0 0 0 0	10 0 0 0 0 0	72 0 736 0 0 0	0 0 0 0 0 0	0 0 0 0 0 0										
County: Dade Route: RT H Job No.: 7S3222 Length: 9.19 MPO: N Fund Cat: Taking Care Of System Sec Cat: Thin Lift Overlay Awd Date: Fall 19 Anticipated Fed Cat: STBG TIP #: Let With: 7S3220, 7S3267 Future Cost: 0 Estimate Total: 754	Engineering: R/W: Construction: FFOS: Payments:	2 0 0 0 0 0	9 0 0 0 0 0	66 0 677 0 0 0	0 0 0 0 0 0	0 0 0 0 0 0										
County: Greene Route: MO 266 Job No.: 7P3190G Length: 0.04 MPO: N Fund Cat: Taking Care Of System Sec Cat: Rehab And Reconst Awd Date: 2021 Anticipated Fed Cat: NHPP TIP #: Let With: Future Cost: 0 Estimate Total: 1,050	Engineering: R/W: Construction: FFOS: Payments:	0 0 0 0 0 0	2 0 0 0 0 0	66 2 0 0 0 0	61 0 919 0 0 0	0 0 0 0 0 0										
County: Greene Route: IS 44 Job No.: 7I3201 Length: 9.23 MPO: N Fund Cat: Taking Care Of System Sec Cat: Thin Lift Overlay Awd Date: Fall 19 Anticipated Fed Cat: NHPP TIP #: Let With: 8I3120 Future Cost: 0 Estimate Total: 7,320	Engineering: R/W: Construction: FFOS: Payments:	2 0 0 0 0 0	438 0 0 0 0 0	600 0 6,280 0 0 0	0 0 0 0 0 0	0 0 0 0 0 0										

* Subject to the approval of the Transportation Improvement Program by the governing Metropolitan Planning Organization.

May-24-2018

Section 4 - 10

District Southwest

Dollars in Thousands



2019-2023 Highway and Bridge Construction Schedule

Transportation Planning

P.O. Box 270
Jefferson City, MO 65102

Construction contingency applied to construction cost in the year the project is awarded.

Three percent project growth factor compounded annually is applied to right-of-way and construction costs in program years 2, 3, 4, and 5.

No inflation is applied to the Funding From Other Sources (FFOS) or Payments.

Engineering includes PE costs, CE costs and R/W incidentals.

Construction contingency applied to construction cost in the year the project is awarded. Three percent project growth factor compounded annually is applied to right-of-way and construction costs in program years 2, 3, 4, and 5. No inflation is applied to the Funding From Other Sources (FFOS) or Payments. Engineering includes PE costs, CE costs and R/W incidentals.							STATE FISCAL YEAR PROJECT BUDGETING						
							Prior Prog.	7/2018-	7/2019-	7/2020-	7/2021-	7/2022-	
								6/2019	6/2020	6/2021	6/2022	6/2023	
County: Greene Route: US 60 Job No.: 7P3271 Length: 3.49 MPO: N Fund Cat: Taking Care Of System Sec Cat: Thin Lift Overlay Awd Date: 2022 Anticipated Fed Cat: NHPP TIP #: Let With: Future Cost: 0 Estimate Total: 1,780	Pavement resurfacing from Rte. 125 to Rte. VV in Rogersville.						Engineering:	2	2	2	21	146	0
							R/W:	0	0	0	0	0	0
							Construction:	0	0	0	0	1,607	0
							FFOS:	0	0	0	0	0	0
							Payments:	0	0	0	0	0	0
County: Greene Route: US 65 Job No.: 7P2212D Length: 5.19 MPO: N Fund Cat: Taking Care Of System Sec Cat: Thin Lift Overlay Awd Date: 2023 Anticipated Fed Cat: NHPP TIP #: Let With: Future Cost: 0 Estimate Total: 3,034	Pavement improvements from Pomme de Terre River to Rte. KK.						Engineering:	5	1	1	5	1	175
							R/W:	0	0	0	0	0	0
							Construction:	0	0	0	0	0	2,846
							FFOS:	0	0	0	0	0	0
							Payments:	0	0	0	0	0	0
County: Greene Route: RT BB Job No.: 7S3189I Length: 12.05 MPO: N Fund Cat: Taking Care Of System Sec Cat: Thin Lift Overlay Awd Date: 2021 Anticipated Fed Cat: STBG TIP #: Let With: Future Cost: 0 Estimate Total: 895	Pavement resurfacing from Rte. 123 in Walnut Grove to Rte. 13.						Engineering:	0	2	10	74	0	0
							R/W:	0	0	0	0	0	0
							Construction:	0	0	0	809	0	0
							FFOS:	0	0	0	0	0	0
							Payments:	0	0	0	0	0	0
County: Greene Route: RT D Job No.: 7S3219 Length: 4.12 MPO: N Fund Cat: Taking Care Of System Sec Cat: Thin Lift Overlay Awd Date: Fall 19 Anticipated Fed Cat: STBG TIP #: Let With: 7S3218, 7S3217 Future Cost: 0 Estimate Total: 355	Pavement resurfacing from Rte. 125 south intersection to Rte. B in Webster County.						Engineering:	2	7	32	0	0	0
							R/W:	0	0	0	0	0	0
							Construction:	0	0	314	0	0	0
							FFOS:	0	0	0	0	0	0
							Payments:	0	0	0	0	0	0
County: Greene Route: RT EE Job No.: 7S3287 Length: 2.52 MPO: N Fund Cat: Taking Care Of System Sec Cat: Thin Lift Overlay Awd Date: Summer 19 Anticipated Fed Cat: STBG TIP #: Let With: 8S3124 Future Cost: 0 Estimate Total: 249	Pavement resurfacing from Rte. T to Farm Road 97.						Engineering:	1	8	23	0	0	0
							R/W:	0	0	0	0	0	0
							Construction:	0	0	217	0	0	0
							FFOS:	0	0	0	0	0	0
							Payments:	0	0	0	0	0	0

* Subject to the approval of the Transportation Improvement Program by the governing Metropolitan Planning Organization.

May-24-2018

Section 4 - 11

District Southwest

Dollars in Thousands



2019-2023 Highway and Bridge Construction Schedule

Transportation Planning

P.O. Box 270
Jefferson City, MO 65102

Construction contingency applied to construction cost in the year the project is awarded.

Three percent project growth factor compounded annually is applied to right-of-way and construction costs in program years 2, 3, 4, and 5.

No inflation is applied to the Funding From Other Sources (FFOS) or Payments.

Engineering includes PE costs, CE costs and R/W incidentals.

						STATE FISCAL YEAR PROJECT BUDGETING					
						Prior Prog.	7/2018- 6/2019	7/2019- 6/2020	7/2020- 6/2021	7/2021- 6/2022	7/2022- 6/2023
County: Greene	Upgrade sidewalk to comply with the ADA Transition Plan from Main Street to south of Washington Street, on Rte. 160 from Chandler Avenue to Rtes. F/V, and on Rte. V from north of College Street to Rte. 160 in Ash Grove. \$145,000 Statewide Trans. Alts. funds.					Engineering:	26	96	0	0	0
Route: RT F						R/W:	0	2	0	0	0
Job No.: 7S3137						Construction:	0	242	0	0	0
Length: 0.52	MPO: N					FFOS:	0	145	0	0	0
Fund Cat: Taking Care Of System	Fed: 273 State: 67 Local: 0					Payments:	0	0	0	0	0
Sec Cat: N- Ada Trans	Awd Date: Winter 19 Anticipated Fed Cat: STBG										
TIP #:	Let With: Future Cost: 0 Estimate Total: 366										
County: Greene	Bridge replacement over Pickerel Creek. Project involves bridge N0128.					Engineering:	51	157	0	0	0
Route: RT TT						R/W:	2	0	0	0	0
Job No.: 7S3168						Construction:	0	964	0	0	0
Length: 0.02	MPO: N					FFOS:	0	0	0	0	0
Fund Cat: Taking Care Of System	Fed: 897 State: 224 Local: 0					Payments:	0	0	0	0	0
Sec Cat: Rehab And Reconst	Awd Date: Spring 19 Anticipated Fed Cat: NHPP										
TIP #:	Let With: Future Cost: 0 Estimate Total: 1,174										
County: Greene	Pavement resurfacing and guardrail improvements from beginning of state maintenance to Farm Road 60 and on Rte. F from Rte. 160 to Rte. 266. Project involves bridge K0646.					Engineering:	87	106	0	0	0
Route: RT Z						R/W:	0	0	0	0	0
Job No.: 7S3141						Construction:	0	1,061	0	0	0
Length: 15.37	MPO: N					FFOS:	0	0	0	0	0
Fund Cat: Taking Care Of System	AC-State: 934 State: 233 Local: 0					Payments:	0	0	0	0	0
Sec Cat: Thin Lift Overlay	Awd Date: Fall 18 Anticipated Fed Cat: STBG										
TIP #:	Let With: 8S3083 Future Cost: 0 Estimate Total: 1,254										
County: Henry	Payment to Clinton for road relinquishment from Sedalia Street to Rte. 13.					Engineering:	70	5	0	0	0
Route: BU 13						R/W:	0	0	0	0	0
Job No.: 7S3347						Construction:	0	743	0	0	0
Length: 3.00	MPO: N					FFOS:	0	0	0	0	0
Fund Cat: Taking Care Of System	Fed: 0 State: 748 Local: 0					Payments:	0	0	0	0	0
Sec Cat: Thin Lift Overlay	Awd Date: N/A Anticipated Fed Cat: State										
TIP #:	Let With: Future Cost: 0 Estimate Total: 818										
County: Henry	Bridge rehabilitation over Grand River. Project involves bridge A4165.					Engineering:	30	292	380	0	0
Route: MO 18						R/W:	0	0	0	0	0
Job No.: 4S2276						Construction:	0	0	2,841	0	0
Length: 0.20	MPO: N					FFOS:	0	0	0	0	0
Fund Cat: Statewide Interstate And Major Bridge	Fed: 2,811 State: 702 Local: 0					Payments:	0	0	0	0	0
Sec Cat: Rehab And Reconst	Awd Date: 2020 Anticipated Fed Cat: NHPP										
TIP #:	Let With: Future Cost: 0 Estimate Total: 3,543										

* Subject to the approval of the Transportation Improvement Program by the governing Metropolitan Planning Organization.

May-24-2018

Section 4 - 12

District Southwest

Dollars in Thousands



2019-2023 Highway and Bridge Construction Schedule

Transportation Planning

P.O. Box 270
Jefferson City, MO 65102

Construction contingency applied to construction cost in the year the project is awarded.

Three percent project growth factor compounded annually is applied to right-of-way and construction costs in program years 2, 3, 4, and 5.

No inflation is applied to the Funding From Other Sources (FFOS) or Payments.

Engineering includes PE costs, CE costs and R/W incidentals.

Construction contingency applied to construction cost in the year the project is awarded. Three percent project growth factor compounded annually is applied to right-of-way and construction costs in program years 2, 3, 4, and 5. No inflation is applied to the Funding From Other Sources (FFOS) or Payments. Engineering includes PE costs, CE costs and R/W incidentals.							STATE FISCAL YEAR PROJECT BUDGETING						
							Prior Prog.	7/2018- 6/2019	7/2019- 6/2020	7/2020- 6/2021	7/2021- 6/2022	7/2022- 6/2023	
County: Henry	Pavement resurfacing from 0.1 mile east of Vansant Street in Clinton to Rte. PP in Tightwad.						Engineering:	2	34	180	0	0	0
Route: MO 7							R/W:	0	0	0	0	0	0
Job No.: 7P3255							Construction:	0	0	1,870	0	0	0
Length: 13.92	MPO: N							FFOS:	0	0	0	0	0
Fund Cat: Taking Care Of System			AC-State: 1,667	State: 417	Local: 0		Payments:	0	0	0	0	0	
Sec Cat: Thin Lift Overlay	Awd Date: Fall 19	Anticipated Fed Cat: NHPP											
TIP #: 	Let With: 	Future Cost: 0		Estimate Total: 2,086									
County: Henry	Pavement preservation treatment at various locations in Benton, Christian, Taney, Dade, Dallas, Henry, Hickory and Stone counties.						Engineering:	0	199	0	0	0	0
Route: MO 7							R/W:	0	0	0	0	0	0
Job No.: 7S3377							Construction:	0	2,244	0	0	0	0
Length: 122.57	MPO: N							FFOS:	0	0	0	0	0
Fund Cat: Taking Care Of System			AC-State: 1,954	State: 489	Local: 0		Payments:	0	0	0	0	0	
Sec Cat: Preventive Maint	Awd Date: Winter 19	Anticipated Fed Cat: STBG											
TIP #: 	Let With: 	Future Cost: 0		Estimate Total: 2,443									
County: Henry	Pavement resurfacing from Rte. 7 to end of state maintenance.						Engineering:	1	1	16	0	0	0
Route: RT AA							R/W:	0	0	0	0	0	0
Job No.: 7S3229							Construction:	0	0	142	0	0	0
Length: 2.00	MPO: N							FFOS:	0	0	0	0	0
Fund Cat: Taking Care Of System			AC-State: 128	State: 31	Local: 0		Payments:	0	0	0	0	0	
Sec Cat: Thin Lift Overlay	Awd Date: Fall 19	Anticipated Fed Cat: STBG											
TIP #: 	Let With: 7S3227, 7S3228	Future Cost: 0		Estimate Total: 160									
County: Henry	Relocate intersection, widen roadway, and add new roadway from Rte. 13 to Rte. 52 in Clinton. \$1,408,469 Cost Share, \$285,469 Clinton, \$500,000 MTFC, \$750,000 CDBG. Design by Clinton.						Engineering:	3	404	0	0	0	0
Route: Gaines Dr.							R/W:	0	70	0	0	0	0
Job No.: 7S3345							Construction:	0	2,874	0	0	0	0
Length: 1.05	MPO: N							FFOS:	0	2,944	0	0	0
Fund Cat: Flexible & Other			AC-State: 2,678	State: 384	Local: 286		Payments:	0	0	0	0	0	
Sec Cat: Regional	Awd Date: Spring 19	Anticipated Fed Cat: STBG											
TIP #: 	Let With: 	Future Cost: 0		Estimate Total: 3,351									
County: Henry	Pavement resurfacing from Rte. 7 to Rte. 52.						Engineering:	2	18	113	0	0	0
Route: RT K							R/W:	0	0	0	0	0	0
Job No.: 7S3228							Construction:	0	0	1,168	0	0	0
Length: 17.19	MPO: N							FFOS:	0	0	0	0	0
Fund Cat: Taking Care Of System			AC-State: 1,039	State: 260	Local: 0		Payments:	0	0	0	0	0	
Sec Cat: Thin Lift Overlay	Awd Date: Fall 19	Anticipated Fed Cat: STBG											
TIP #: 	Let With: 7S3227, 7S3229	Future Cost: 0		Estimate Total: 1,301									

* Subject to the approval of the Transportation Improvement Program by the governing Metropolitan Planning Organization.

May-24-2018

Section 4 - 13

District Southwest

Dollars in Thousands



2019-2023 Highway and Bridge Construction Schedule

Transportation Planning

P.O. Box 270
Jefferson City, MO 65102

Construction contingency applied to construction cost in the year the project is awarded.

Three percent project growth factor compounded annually is applied to right-of-way and construction costs in program years 2, 3, 4, and 5.

No inflation is applied to the Funding From Other Sources (FFOS) or Payments.

Engineering includes PE costs, CE costs and R/W incidentals.

Construction contingency applied to construction cost in the year the project is awarded. Three percent project growth factor compounded annually is applied to right-of-way and construction costs in program years 2, 3, 4, and 5. No inflation is applied to the Funding From Other Sources (FFOS) or Payments. Engineering includes PE costs, CE costs and R/W incidentals.							STATE FISCAL YEAR PROJECT BUDGETING						
							Prior Prog.	7/2018- 6/2019	7/2019- 6/2020	7/2020- 6/2021	7/2021- 6/2022	7/2022- 6/2023	
County: Henry Route: RT K Job No.: 7S3251 Length: 0.48 MPO: N Fund Cat: Taking Care Of System Sec Cat: N- Ada Trans Awd Date: 2020 TIP #: Let With: Anticipated Fed Cat: STBG Future Cost: 0 Estimate Total: 418	Upgrade sidewalk to comply with the ADA Transition Plan at various locations from Graham Street to 2nd Street in Urich. \$187,000 Statewide Transportation Alternatives funds.						Engineering: 2	55	63	0	0	0	
							R/W: 0	2	0	0	0	0	0
							Construction: 0	0	296	0	0	0	0
							FFOS: 0	0	187	0	0	0	0
							Payments: 0	0	0	0	0	0	0
County: Hickory Route: MO 64 Job No.: 7S3359 Length: 0.33 MPO: N Fund Cat: Taking Care Of System Sec Cat: Preventive Maint Awd Date: 2021 TIP #: Let With: Anticipated Fed Cat: NHPP Future Cost: 0 Estimate Total: 1,081	Bridge painting and repairs over Lake Pomme de Terre. Project involves bridge A0894.						Engineering: 0	40	40	92	0	0	
							R/W: 0	0	0	0	0	0	0
							Construction: 0	0	0	909	0	0	0
							FFOS: 0	0	0	0	0	0	0
							Payments: 0	0	0	0	0	0	0
County: Jasper Route: MO 171 Job No.: 7P3262 Length: 14.53 MPO: Y Fund Cat: Taking Care Of System Sec Cat: Thin Lift Overlay Awd Date: 2021 TIP #: 01HA-18 Let With: 7S2230, 7P3263, 7P3268 Future Cost: 0 Estimate Total: 4,252	Pavement resurfacing from Kansas State line to 0.6 mile west of Rte. 43 in Airport Drive, and intersection improvements at Rte. 96 and Rte. YY and Kansas City Southern railroad. \$76,000 STP Rail and \$19,000 Grade Crossing Safety Account funds.						Engineering: 2	100	57	196	0	0	
							R/W: 0	0	52	0	0	0	0
							Construction: 0	0	0	3,845	0	0	0
							FFOS: 0	0	0	95	0	0	0
							Payments: 0	0	0	0	0	0	0
County: Jasper Route: MO 171 Job No.: 7P3263 Length: 3.70 MPO: Y Fund Cat: Taking Care Of System Sec Cat: Thin Lift Overlay Awd Date: 2021 TIP #: 02HS-18 Let With: 7S2230, 7P3262, 7P3268 Future Cost: 0 Estimate Total: 1,909	Pavement resurfacing from 0.6 mile west of Rte. 43 in Airport Drive to east of Centennial Avenue in Webb City.						Engineering: 2	2	26	165	0	0	
							R/W: 0	0	0	0	0	0	0
							Construction: 0	0	0	1,714	0	0	0
							FFOS: 0	0	0	0	0	0	0
							Payments: 0	0	0	0	0	0	0
County: Jasper Route: MO 171 Job No.: 7P3268 Length: 7.73 MPO: Y Fund Cat: Taking Care Of System Sec Cat: Thin Lift Overlay Awd Date: 2021 TIP #: 03HS-18 Let With: 7S2230, 7P3262, 7P3263 Future Cost: 0 Estimate Total: 3,406	Pavement resurfacing from east of Centennial Avenue in Webb City to I-49 in Carthage.						Engineering: 2	2	51	285	0	0	
							R/W: 0	0	0	0	0	0	0
							Construction: 0	0	0	3,066	0	0	0
							FFOS: 0	0	0	0	0	0	0
							Payments: 0	0	0	0	0	0	0

* Subject to the approval of the Transportation Improvement Program by the governing Metropolitan Planning Organization.

May-24-2018

Section 4 - 14

District Southwest

Dollars in Thousands



2019-2023 Highway and Bridge Construction Schedule

Transportation Planning

P.O. Box 270
Jefferson City, MO 65102

Construction contingency applied to construction cost in the year the project is awarded.

Three percent project growth factor compounded annually is applied to right-of-way and construction costs in program years 2, 3, 4, and 5.

No inflation is applied to the Funding From Other Sources (FFOS) or Payments.

Engineering includes PE costs, CE costs and R/W incidentals.

Construction contingency applied to construction cost in the year the project is awarded. Three percent project growth factor compounded annually is applied to right-of-way and construction costs in program years 2, 3, 4, and 5. No inflation is applied to the Funding From Other Sources (FFOS) or Payments. Engineering includes PE costs, CE costs and R/W incidentals.												STATE FISCAL YEAR PROJECT BUDGETING						
												Prior Prog.	7/2018- 6/2019	7/2019- 6/2020	7/2020- 6/2021	7/2021- 6/2022	7/2022- 6/2023	
County: Jasper	Upgrade sidewalk to comply with the ADA Transition Plan at various locations from Oak											Engineering:	2	2	12	18	0	0
Route: MO 171	Road to Main Street in Asbury.											R/W:	0	0	2	0	0	0
Job No.: 7P3282												Construction:	0	0	0	103	0	0
Length: 0.12	MPO: N											FFOS:	0	0	0	0	0	0
Fund Cat: Taking Care Of System	Fed: 111 State: 26 Local: 0										Payments:	0	0	0	0	0	0	
Sec Cat: N- Ada Trans	Awd Date: 2021	Anticipated Fed Cat: STBG																
TIP #:	Let With:	Future Cost: 0 Estimate Total: 139																
County: Jasper	Upgrade sidewalk to comply with the ADA Transition Plan at various locations from the											Engineering:	2	2	152	175	0	0
Route: MO 171	Frisco Greenway Trail to Main Street in Webb City.											R/W:	0	0	2	0	0	0
Job No.: 7P3283												Construction:	0	0	0	868	0	0
Length: 0.87	MPO: Y											FFOS:	0	0	0	0	0	0
Fund Cat: Taking Care Of System	Fed: 960 State: 239 Local: 0										Payments:	0	0	0	0	0	0	
Sec Cat: N- Ada Trans	Awd Date: 2021	Anticipated Fed Cat: STBG																
TIP #: 04HS-18	Let With:	Future Cost: 0 Estimate Total: 1,201																
County: Jasper	Pavement resurfacing from Rte. 171 in Cartersville to 20th Street in Joplin.											Engineering:	126	255	0	0	0	0
Route: MO 249												R/W:	0	0	0	0	0	0
Job No.: 7P3139												Construction:	0	2,171	0	0	0	0
Length: 5.16	MPO: Y											FFOS:	0	0	0	0	0	0
Fund Cat: Taking Care Of System	Fed: 1,941 State: 485 Local: 0										Payments:	0	0	0	0	0	0	
Sec Cat: Thin Lift Overlay	Awd Date: Fall 18	Anticipated Fed Cat: NHPP																
TIP #: 03HS-17	Let With: 7S3117, 7S3116	Future Cost: 0 Estimate Total: 2,552																
County: Jasper	Job Order Contracting to repair slides from Rte. 171 in Cartersville to Rte. VV (Zora											Engineering:	0	61	0	0	0	0
Route: MO 249	Street) near Joplin.											R/W:	0	0	0	0	0	0
Job No.: 7P3355												Construction:	0	575	0	0	0	0
Length: 2.31	MPO: Y											FFOS:	0	0	0	0	0	0
Fund Cat: Taking Care Of System	Fed: 0 State: 636 Local: 0										Payments:	0	0	0	0	0	0	
Sec Cat: Rehab And Reconst	Awd Date: Fall 18	Anticipated Fed Cat: State																
TIP #:	Let With:	Future Cost: 0 Estimate Total: 636																
County: Jasper	Bridge replacement over Center Creek. Project involves bridge L0580.											Engineering:	147	256	0	0	0	0
Route: MO 37												R/W:	0	2	0	0	0	0
Job No.: 7P3157												Construction:	0	1,705	0	0	0	0
Length: 0.07	MPO: N											FFOS:	0	0	0	0	0	0
Fund Cat: Taking Care Of System	Fed: 1,571 State: 392 Local: 0										Payments:	0	0	0	0	0	0	
Sec Cat: Rehab And Reconst	Awd Date: Spring 19	Anticipated Fed Cat: NHPP																
TIP #:	Let With:	Future Cost: 0 Estimate Total: 2,110																

* Subject to the approval of the Transportation Improvement Program by the governing Metropolitan Planning Organization.

May-24-2018

Section 4 - 15

District Southwest

Dollars in Thousands



2019-2023 Highway and Bridge Construction Schedule

Transportation Planning

P.O. Box 270
Jefferson City, MO 65102

Construction contingency applied to construction cost in the year the project is awarded.

Three percent project growth factor compounded annually is applied to right-of-way and construction costs in program years 2, 3, 4, and 5.

No inflation is applied to the Funding From Other Sources (FFOS) or Payments.

Engineering includes PE costs, CE costs and R/W incidentals.

Construction contingency applied to construction cost in the year the project is awarded. Three percent project growth factor compounded annually is applied to right-of-way and construction costs in program years 2, 3, 4, and 5. No inflation is applied to the Funding From Other Sources (FFOS) or Payments. Engineering includes PE costs, CE costs and R/W incidentals.							STATE FISCAL YEAR PROJECT BUDGETING					
							Prior Prog.	7/2018- 6/2019	7/2019- 6/2020	7/2020- 6/2021	7/2021- 6/2022	7/2022- 6/2023
County: Jasper Route: IS 49 Job No.: 713254 Length: 0.08 MPO: N Fund Cat: Taking Care Of System Sec Cat: Preventive Maint Awd Date: 2021 Anticipated Fed Cat: NHPP TIP #: Let With: Future Cost: 0 Estimate Total: 659	Bridge rehabilitation on northbound bridge over MNA Railroad and northbound and southbound bridges over Opossum Creek. Project involves bridges A3400 and A3403.						Engineering: 2 R/W: 0 Construction: 0 FFOS: 0 Payments: 0	16 0 0 0 0	15 0 0 0 0	55 0 571 0 0	0 0 0 0 0	0 0 0 0 0
County: Jasper Route: IS 49 Job No.: 713256 Length: 0.06 MPO: N Fund Cat: Taking Care Of System Sec Cat: Rehab And Reconst Awd Date: 2021 Anticipated Fed Cat: NHPP TIP #: Let With: Future Cost: 0 Estimate Total: 673	Bridge rehabilitation over Coon Creek. Project involves bridge A3401.						Engineering: 2 R/W: 0 Construction: 0 FFOS: 0 Payments: 0	25 0 0 0 0	25 0 0 0 0	50 0 571 0 0	0 0 0 0 0	0 0 0 0 0
County: Jasper Route: IS 49 Job No.: 713361 Length: 2.64 MPO: Y Fund Cat: Taking Care Of System Sec Cat: Rehab And Reconst Awd Date: 2021 Anticipated Fed Cat: NHPP TIP #: Let With: Future Cost: 0 Estimate Total: 7,519	Rebuild concrete pavement at I-44 and pavement repairs on the southbound lanes at various locations from I-44 to south of Iris Road.						Engineering: 0 R/W: 0 Construction: 0 FFOS: 0 Payments: 0	50 0 0 0 0	50 0 0 0 0	664 0 6,755 0 0	0 0 0 0 0	0 0 0 0 0
County: Jasper Route: LP 49 Job No.: 7S3116 Length: 6.70 MPO: Y Fund Cat: Taking Care Of System Sec Cat: Thin Lift Overlay Awd Date: Fall 18 Anticipated Fed Cat: NHPP TIP #: 05HS-17 Let With: 7S3117, 7P3139 Future Cost: 0 Estimate Total: 2,800	Pavement resurfacing on Madison Avenue/Range Line Road from 10th Street in Webb City to 46th Street in Leawood.						Engineering: 182 R/W: 0 Construction: 0 FFOS: 0 Payments: 0	236 0 2,382 0 0	0 0 0 0 0	0 0 0 0 0	0 0 0 0 0	0 0 0 0 0
County: Jasper Route: LP 49 Job No.: 7S3164 Length: 6.70 MPO: Y Fund Cat: Taking Care Of System Sec Cat: N- Ada Trans Awd Date: Winter 19 Anticipated Fed Cat: STBG TIP #: 05PED-17 Let With: Future Cost: 0 Estimate Total: 1,736	Upgrade sidewalk to comply with the ADA Transition Plan at various locations from 10th Street in Webb City to 46th Street in Leawood. \$423,000 Statewide Transportation Alternatives funds.						Engineering: 140 R/W: 0 Construction: 0 FFOS: 0 Payments: 0	224 2 1,370 423 0	0 0 0 0 0	0 0 0 0 0	0 0 0 0 0	0 0 0 0 0

* Subject to the approval of the Transportation Improvement Program by the governing Metropolitan Planning Organization.

May-24-2018

Section 4 - 16

District Southwest

Dollars in Thousands



2019-2023 Highway and Bridge Construction Schedule

Transportation Planning

P.O. Box 270
Jefferson City, MO 65102

Construction contingency applied to construction cost in the year the project is awarded.

Three percent project growth factor compounded annually is applied to right-of-way and construction costs in program years 2, 3, 4, and 5.

No inflation is applied to the Funding From Other Sources (FFOS) or Payments.

Engineering includes PE costs, CE costs and R/W incidentals.

Construction contingency applied to construction cost in the year the project is awarded. Three percent project growth factor compounded annually is applied to right-of-way and construction costs in program years 2, 3, 4, and 5. No inflation is applied to the Funding From Other Sources (FFOS) or Payments. Engineering includes PE costs, CE costs and R/W incidentals.												STATE FISCAL YEAR PROJECT BUDGETING					
												Prior Prog.	7/2018- 6/2019	7/2019- 6/2020	7/2020- 6/2021	7/2021- 6/2022	7/2022- 6/2023
County: Jasper Route: LP 49 Job No.: 7S3285 Length: 0.12 MPO: Y Fund Cat: Taking Care Of System Sec Cat: Rehab And Reconst Awd Date: 2022 Anticipated Fed Cat: NHPP TIP #: 14HS-18 Let With: Future Cost: 0 Estimate Total: 5,936	Bridge rehabilitation and add sidewalk on Range Line Road over KCS Railroad. Project involves bridge L0833.					Engineering: 5	10	279	212	629	0						
						R/W: 0	0	0	2	0	0						
						Construction: 0	0	0	0	4,799	0						
						FFOS: 0	0	0	0	0	0						
						Payments: 0	0	0	0	0	0						
County: Jasper Route: MO 571 Job No.: 7P3187I Length: 0.11 MPO: N Fund Cat: Flexible & Other Sec Cat: Safety Awd Date: Fall 19 Anticipated Fed Cat: Safety TIP #: Let With: 7S3269, 7S3284 Future Cost: 0 Estimate Total: 2,242	Add roundabout on Garrison Avenue and Fairlawn Avenue at Elk Street in Carthage. \$1,105,471 Carthage.					Engineering: 179	5	177	0	0	0						
						R/W: 0	232	0	0	0	0						
						Construction: 0	0	1,649	0	0	0						
						FFOS: 0	0	1,105	0	0	0						
						Payments: 0	0	0	0	0	0						
County: Jasper Route: MO 571 Job No.: 7S3269 Length: 2.01 MPO: N Fund Cat: Taking Care Of System Sec Cat: Thin Lift Overlay Awd Date: Fall 19 Anticipated Fed Cat: NHPP TIP #: Let With: 7S3284, 7P3187I Future Cost: 0 Estimate Total: 444	Pavement resurfacing from south of Rte. E (Fairview Avenue) to I-49 in Carthage.					Engineering: 2	6	40	0	0	0						
						R/W: 0	0	0	0	0	0						
						Construction: 0	0	396	0	0	0						
						FFOS: 0	0	0	0	0	0						
						Payments: 0	0	0	0	0	0						
County: Jasper Route: MO 571 Job No.: 7S3284 Length: 1.06 MPO: N Fund Cat: Taking Care Of System Sec Cat: N- Ada Trans Awd Date: Fall 19 Anticipated Fed Cat: STBG TIP #: Let With: 7S3269, 7P3187I Future Cost: 0 Estimate Total: 922	Upgrade sidewalk to comply with the ADA Transition Plan at various locations from Rte. E (Fairview Avenue) to Rte. HH (Fir Road) in Carthage. \$494,000 Statewide Transportation Alternatives funds.					Engineering: 2	121	138	0	0	0						
						R/W: 0	2	0	0	0	0						
						Construction: 0	0	659	0	0	0						
						FFOS: 0	0	494	0	0	0						
						Payments: 0	0	0	0	0	0						
County: Jasper Route: MO 96 Job No.: 7S3171 Length: 0.04 MPO: N Fund Cat: Taking Care Of System Sec Cat: Rehab And Reconst Awd Date: 2022 Anticipated Fed Cat: NHPP TIP #: 15HS-18 Let With: Future Cost: 0 Estimate Total: 2,147	Bridge replacement over White Oak Creek. Project involves bridge H0083.					Engineering: 4	2	98	62	168	0						
						R/W: 0	0	0	2	0	0						
						Construction: 0	0	0	0	1,811	0						
						FFOS: 0	0	0	0	0	0						
						Payments: 0	0	0	0	0	0						

* Subject to the approval of the Transportation Improvement Program by the governing Metropolitan Planning Organization.

May-24-2018

Section 4 - 17

District Southwest

Dollars in Thousands



2019-2023 Highway and Bridge Construction Schedule

Transportation Planning

P.O. Box 270
Jefferson City, MO 65102

Construction contingency applied to construction cost in the year the project is awarded.

Three percent project growth factor compounded annually is applied to right-of-way and construction costs in program years 2, 3, 4, and 5.

No inflation is applied to the Funding From Other Sources (FFOS) or Payments.

Engineering includes PE costs, CE costs and R/W incidentals.

Construction contingency applied to construction cost in the year the project is awarded. Three percent project growth factor compounded annually is applied to right-of-way and construction costs in program years 2, 3, 4, and 5. No inflation is applied to the Funding From Other Sources (FFOS) or Payments. Engineering includes PE costs, CE costs and R/W incidentals.										STATE FISCAL YEAR PROJECT BUDGETING					
										Prior Prog.	7/2018-	7/2019-	7/2020-	7/2021-	7/2022-
											6/2019	6/2020	6/2021	6/2022	6/2023
County: Jasper Route: RT D Job No.: 7S0518 Length: 0.11 MPO: Y Fund Cat: Taking Care Of System Sec Cat: Rehab And Reconst Awd Date: Winter 19 Anticipated Fed Cat: NHPP TIP #: 05HS-18 Let With: Future Cost: 0 Estimate Total: 4,059	Engineering: R/W: Construction: FFOS: Payments:	432 0 0 0 0 0	449 65 3,113 0 0 0	0 0 0 0 0 0	0 0 0 0 0 0	0 0 0 0 0 0									
County: Jasper Route: RT FF Job No.: 7P3187B Length: 0.14 MPO: Y Fund Cat: Flexible & Other Sec Cat: Regional Awd Date: Winter 19 Anticipated Fed Cat: NHPP TIP #: 10HS-18 Let With: 7P3065, 7P3187C, 7S3131 Future Cost: 0 Estimate Total: 862	Engineering: R/W: Construction: FFOS: Payments:	71 0 0 0 0 0	72 50 669 328 0 0	0 0 0 0 0 0	0 0 0 0 0 0	0 0 0 0 0 0									
County: Jasper Route: RT FF Job No.: 7P3187C Length: 0.22 MPO: Y Fund Cat: Flexible & Other Sec Cat: Regional Awd Date: Winter 19 Anticipated Fed Cat: NHPP TIP #: 16HS-18 Let With: 7P3187B, 7P3065, 7S3131 Future Cost: 0 Estimate Total: 1,266	Engineering: R/W: Construction: FFOS: Payments:	2 0 0 0 0 0	116 483 665 554 0 0	0 0 0 0 0 0	0 0 0 0 0 0	0 0 0 0 0 0									
County: Jasper Route: RT FF Job No.: 7S3131 Length: 4.69 MPO: Y Fund Cat: Taking Care Of System Sec Cat: Thin Lift Overlay Awd Date: Winter 19 Anticipated Fed Cat: NHPP TIP #: 11HS-17 Let With: 7P3187B, 7P3065, 7P3187C Future Cost: 0 Estimate Total: 1,485	Engineering: R/W: Construction: FFOS: Payments:	99 0 0 0 0 0	126 0 1,260 0 0 0	0 0 0 0 0 0	0 0 0 0 0 0	0 0 0 0 0 0									
County: Jasper Route: RT H Job No.: 7S3224 Length: 18.86 MPO: N Fund Cat: Taking Care Of System Sec Cat: Thin Lift Overlay Awd Date: Fall 19 Anticipated Fed Cat: STBG TIP #: Let With: 7S3225, 7S3226, 7S3231 Future Cost: 0 Estimate Total: 1,224	Engineering: R/W: Construction: FFOS: Payments:	2 0 0 0 0 0	15 0 0 0 0 0	97 0 1,110 0 0 0	0 0 0 0 0 0	0 0 0 0 0 0									

* Subject to the approval of the Transportation Improvement Program by the governing Metropolitan Planning Organization.

May-24-2018

Section 4 - 18

District Southwest

Dollars in Thousands



2019-2023 Highway and Bridge Construction Schedule

Transportation Planning

P.O. Box 270
Jefferson City, MO 65102

Construction contingency applied to construction cost in the year the project is awarded.

Three percent project growth factor compounded annually is applied to right-of-way and construction costs in program years 2, 3, 4, and 5.

No inflation is applied to the Funding From Other Sources (FFOS) or Payments.

Engineering includes PE costs, CE costs and R/W incidentals.

Construction contingency applied to construction cost in the year the project is awarded. Three percent project growth factor compounded annually is applied to right-of-way and construction costs in program years 2, 3, 4, and 5. No inflation is applied to the Funding From Other Sources (FFOS) or Payments. Engineering includes PE costs, CE costs and R/W incidentals.												STATE FISCAL YEAR PROJECT BUDGETING						
												Prior Prog.	7/2018-	7/2019-	7/2020-	7/2021-	7/2022-	
													6/2019	6/2020	6/2021	6/2022	6/2023	
County: Jasper	Upgrade sidewalk to comply with the ADA Transition Plan at various locations from Park											Engineering:	2	36	42	0	0	0
Route: RT H	Street to 4th Street in Jasper.											R/W:	0	2	0	0	0	0
Job No.: 7S3247												Construction:	0	0	192	0	0	0
Length: 0.36	MPO: N											FFOS:	0	0	0	0	0	0
Fund Cat: Taking Care Of System	AC-State: 219 State: 53 Local: 0											Payments:	0	0	0	0	0	0
Sec Cat: N- Ada Trans	Awd Date: 2020 Anticipated Fed Cat: STBG																	
TIP #: 	Let With: Future Cost: 0 Estimate Total: 274																	
County: Jasper	Pavement resurfacing from Rte. 43 to I-49 in Carytown.											Engineering:	2	7	61	0	0	0
Route: RT M												R/W:	0	0	0	0	0	0
Job No.: 7S3225												Construction:	0	0	614	0	0	0
Length: 9.90	MPO: N											FFOS:	0	0	0	0	0	0
Fund Cat: Taking Care Of System	AC-State: 545 State: 137 Local: 0											Payments:	0	0	0	0	0	0
Sec Cat: Thin Lift Overlay	Awd Date: Fall 19 Anticipated Fed Cat: STBG																	
TIP #: 	Let With: 7S3224, 7S3226, 7S3231 Future Cost: 0 Estimate Total: 684																	
County: Jasper	Pavement resurfacing from Rte. 96 to Rte. D in Oronogo.											Engineering:	1	21	30	0	0	0
Route: RT MM												R/W:	0	0	0	0	0	0
Job No.: 7S3226												Construction:	0	0	142	0	0	0
Length: 1.63	MPO: Y											FFOS:	0	0	0	0	0	0
Fund Cat: Taking Care Of System	Fed: 155 State: 38 Local: 0											Payments:	0	0	0	0	0	0
Sec Cat: Thin Lift Overlay	Awd Date: Fall 19 Anticipated Fed Cat: STBG																	
TIP #: 06HS-18	Let With: 7S3225, 7S3224, 7S3231 Future Cost: 0 Estimate Total: 194																	
County: Jasper	Upgrade sidewalk to comply with the ADA Transition Plan at various locations from 3rd											Engineering:	2	67	75	0	0	0
Route: RT MM	Street to Grant Street in Oronogo.											R/W:	0	2	0	0	0	0
Job No.: 7S3253												Construction:	0	0	357	0	0	0
Length: 0.38	MPO: Y											FFOS:	0	0	0	0	0	0
Fund Cat: Taking Care Of System	Fed: 402 State: 99 Local: 0											Payments:	0	0	0	0	0	0
Sec Cat: N- Ada Trans	Awd Date: 2020 Anticipated Fed Cat: STBG																	
TIP #: 07HS-18	Let With: Future Cost: 0 Estimate Total: 503																	
County: Jasper	Pavement resurfacing and add shoulders from Rte. D in Alba to Rte. 96.											Engineering:	0	2	16	21	0	0
Route: RT O												R/W:	0	0	0	0	0	0
Job No.: 7S3189J												Construction:	0	0	0	289	0	0
Length: 2.74	MPO: Y											FFOS:	0	0	0	0	0	0
Fund Cat: Taking Care Of System	AC-State: 263 State: 65 Local: 0											Payments:	0	0	0	0	0	0
Sec Cat: Thin Lift Overlay	Awd Date: 2021 Anticipated Fed Cat: STBG																	
TIP #: 	Let With: Future Cost: 0 Estimate Total: 328																	

* Subject to the approval of the Transportation Improvement Program by the governing Metropolitan Planning Organization.

May-24-2018

Section 4 - 19

District Southwest

Dollars in Thousands



2019-2023 Highway and Bridge Construction Schedule

Transportation Planning

P.O. Box 270
Jefferson City, MO 65102

Construction contingency applied to construction cost in the year the project is awarded.

Three percent project growth factor compounded annually is applied to right-of-way and construction costs in program years 2, 3, 4, and 5.

No inflation is applied to the Funding From Other Sources (FFOS) or Payments.

Engineering includes PE costs, CE costs and R/W incidentals.

Construction contingency applied to construction cost in the year the project is awarded. Three percent project growth factor compounded annually is applied to right-of-way and construction costs in program years 2, 3, 4, and 5. No inflation is applied to the Funding From Other Sources (FFOS) or Payments. Engineering includes PE costs, CE costs and R/W incidentals.													STATE FISCAL YEAR PROJECT BUDGETING					
													Prior Prog.	7/2018- 6/2019	7/2019- 6/2020	7/2020- 6/2021	7/2021- 6/2022	7/2022- 6/2023
County: Jasper Route: RT O Job No.: 7S3250 Length: 0.35 MPO: N Fund Cat: Taking Care Of System Sec Cat: N- Ada Trans Awd Date: 2021 Anticipated Fed Cat: STBG TIP #: Let With: Future Cost: 0 Estimate Total: 530	Upgrade sidewalk to comply with ADA Transition Plan at various locations from Maple Street to Walnut Street in Alba.					Engineering: 0 R/W: 0 Construction: 0 FFOS: 0 Payments: 0	30 0 0 0 0	41 2 0 0 0	74 0 383 0 0	0 0 0 0 0	0 0 0 0 0							
County: Jasper Route: RT U Job No.: 7S3172 Length: 0.09 MPO: N Fund Cat: Taking Care Of System Sec Cat: Rehab And Reconst Awd Date: 2020 Anticipated Fed Cat: NHPP TIP #: Let With: Future Cost: 0 Estimate Total: 1,990	Bridge rehabilitation over Spring River. Project involves bridge A1963.					Engineering: 4 R/W: 0 Construction: 0 FFOS: 0 Payments: 0	124 0 0 0 0	191 0 1,671 0 0	0 0 0 0 0	0 0 0 0 0	0 0 0 0 0							
County: Johnson Route: RT B Job No.: 7S3227 Length: 11.48 MPO: N Fund Cat: Taking Care Of System Sec Cat: Thin Lift Overlay Awd Date: Fall 19 Anticipated Fed Cat: STBG TIP #: Let With: 7S3229, 7S3228 Future Cost: 0 Estimate Total: 875	Pavement resurfacing from Rte. 2 to Rte. 7 near Urich.					Engineering: 2 R/W: 0 Construction: 0 FFOS: 0 Payments: 0	11 0 0 0 0	77 0 785 0 0	0 0 0 0 0	0 0 0 0 0	0 0 0 0 0							
County: Lawrence Route: CRD 1100 Job No.: 7P2229E Length: 0.04 MPO: N Fund Cat: Taking Care Of System Sec Cat: Preventive Maint Awd Date: 2023 Anticipated Fed Cat: NHPP TIP #: Let With: Future Cost: 0 Estimate Total: 96	Preventive maintenance on bridge over I-44. Project involves bridge R0198.					Engineering: 4 R/W: 0 Construction: 0 FFOS: 0 Payments: 0	1 0 0 0 0	1 0 0 0 0	1 0 0 0 0	6 0 0 0 0	11 0 72 0 0							
County: Lawrence Route: LP 44 Job No.: 7S3273 Length: 2.56 MPO: N Fund Cat: Taking Care Of System Sec Cat: Thin Lift Overlay Awd Date: Fall 18 Anticipated Fed Cat: STBG TIP #: Let With: Future Cost: 0 Estimate Total: 829	Pavement resurfacing from I-44 at Rte. H to I-44 at Rte. 265 in Mount Vernon.					Engineering: 11 R/W: 0 Construction: 0 FFOS: 0 Payments: 0	77 0 741 0 0	0 0 0 0 0	0 0 0 0 0	0 0 0 0 0	0 0 0 0 0							

* Subject to the approval of the Transportation Improvement Program by the governing Metropolitan Planning Organization.

May-24-2018

Section 4 - 20

District Southwest

Dollars in Thousands



2019-2023 Highway and Bridge Construction Schedule

Transportation Planning

P.O. Box 270
Jefferson City, MO 65102

Construction contingency applied to construction cost in the year the project is awarded.

Three percent project growth factor compounded annually is applied to right-of-way and construction costs in program years 2, 3, 4, and 5.

No inflation is applied to the Funding From Other Sources (FFOS) or Payments.

Engineering includes PE costs, CE costs and R/W incidentals.

Construction contingency applied to construction cost in the year the project is awarded. Three percent project growth factor compounded annually is applied to right-of-way and construction costs in program years 2, 3, 4, and 5. No inflation is applied to the Funding From Other Sources (FFOS) or Payments. Engineering includes PE costs, CE costs and R/W incidentals.											STATE FISCAL YEAR PROJECT BUDGETING						
											Prior Prog.	7/2018- 6/2019	7/2019- 6/2020	7/2020- 6/2021	7/2021- 6/2022	7/2022- 6/2023	
County: McDonald	Job Order Contracting for pavement repair from Rte. 59 to 0.7 mile south of Rte. H.										Engineering:	0	9	0	0	0	0
Route: IS 49											R/W:	0	0	0	0	0	0
Job No.: 013005Y											Construction:	0	60	0	0	0	0
Length: 10.74	MPO: Y									FFOS:	0	0	0	0	0	0	
Fund Cat: Statewide Interstate And Major Bridge	AC-State: 62	State: 7	Local: 0								Payments:	0	0	0	0	0	
Sec Cat: Preventive Maint	Awd Date: Winter 19	Anticipated Fed Cat: NHPP															
TIP #: Let With:	Future Cost: 0		Estimate Total: 69														
County: McDonald	Pavement resurfacing from 1.5 miles north of Rte. EE to Goodin Hollow Road.										Engineering:	0	10	35	236	0	0
Route: IS 49											R/W:	0	0	0	0	0	0
Job No.: 713358											Construction:	0	0	0	2,526	0	0
Length: 4.09	MPO: Y									FFOS:	0	0	0	0	0	0	
Fund Cat: Taking Care Of System	Fed: 2,526	State: 281	Local: 0								Payments:	0	0	0	0	0	
Sec Cat: Thin Lift Overlay	Awd Date: 2021	Anticipated Fed Cat: NHPP															
TIP #: Let With:	Future Cost: 0		Estimate Total: 2,807														
County: McDonald	Pavement resurfacing from Goodin Hollow Road to Arkansas State line.										Engineering:	0	2	85	445	0	0
Route: US 71											R/W:	0	0	0	0	0	0
Job No.: 7P3260											Construction:	0	0	0	4,797	0	0
Length: 9.34	MPO: Y									FFOS:	0	0	0	0	0	0	
Fund Cat: Taking Care Of System	Fed: 4,264	State: 1,065	Local: 0								Payments:	0	0	0	0	0	
Sec Cat: Thin Lift Overlay	Awd Date: 2021	Anticipated Fed Cat: NHPP															
TIP #: Let With:	Future Cost: 0		Estimate Total: 5,329														
County: McDonald	Pavement resurfacing and add shoulders and rumblestrips from Rte. 43 in Southwest City to Rte. 37 near Washburn.										Engineering:	0	10	39	191	0	0
Route: MO 90											R/W:	0	0	0	0	0	0
Job No.: 7S3292											Construction:	0	0	0	2,823	0	0
Length: 46.54	MPO: Y									FFOS:	0	0	0	0	0	0	
Fund Cat: Taking Care Of System	AC-State: 2,450	State: 613	Local: 0								Payments:	0	0	0	0	0	
Sec Cat: Thin Lift Overlay	Awd Date: 2021	Anticipated Fed Cat: STBG															
TIP #: Let With:	Future Cost: 0		Estimate Total: 3,063														
County: McDonald	Repair slides at various locations 0.3 mile west of Rte. Y east of Hart. \$49,000 District Operations funds.										Engineering:	0	12	0	0	0	0
Route: RT B											R/W:	0	2	0	0	0	0
Job No.: 7S3364											Construction:	0	47	0	0	0	0
Length: 0.50	MPO: N									FFOS:	0	49	0	0	0	0	
Fund Cat: Taking Care Of System	AC-State: 50	State: 11	Local: 0								Payments:	0	0	0	0	0	
Sec Cat: Rehab And Reconst	Awd Date: Fall 18	Anticipated Fed Cat: STBG															
TIP #: Let With:	Future Cost: 0		Estimate Total: 61														

* Subject to the approval of the Transportation Improvement Program by the governing Metropolitan Planning Organization.

May-24-2018

Section 4 - 21

District Southwest

Dollars in Thousands



2019-2023 Highway and Bridge Construction Schedule

Transportation Planning

P.O. Box 270
Jefferson City, MO 65102

Construction contingency applied to construction cost in the year the project is awarded.

Three percent project growth factor compounded annually is applied to right-of-way and construction costs in program years 2, 3, 4, and 5.

No inflation is applied to the Funding From Other Sources (FFOS) or Payments.

Engineering includes PE costs, CE costs and R/W incidentals.

						STATE FISCAL YEAR PROJECT BUDGETING					
						Prior Prog.	7/2018- 6/2019	7/2019- 6/2020	7/2020- 6/2021	7/2021- 6/2022	7/2022- 6/2023
County: McDonald	Bridge replacement over Indian Creek 0.4 mile south of Lanagan. Project involves bridge	Engineering:	0	50	63	171	0	0			
Route: RT EE	H0792.	R/W:	0	0	2	0	0	0			
Job No.: 7P3190F		Construction:	0	0	0	1,548	0	0			
Length: 0.06	MPO: N	FFOS:	0	0	0	0	0	0			
Fund Cat: Taking Care Of System	Fed: 1,468 State: 366 Local: 0	Payments:	0	0	0	0	0	0			
Sec Cat: Rehab And Reconst	Awd Date: 2021 Anticipated Fed Cat: NHPP										
TIP #: Let With:	Future Cost: 0 Estimate Total: 1,834										
County: McDonald	New Missouri-Arkansas I-49 connection from Pineville to the Arkansas State line (Bella	Engineering:	10,705	2	2	2	2,764	0			
Route: Future I-49	Vista). Construction funding from 7P2157. Amendment 3 new major project.	R/W:	4,610	0	0	0	0	0			
Job No.: 7P0601		Construction:	0	0	0	0	20,147	0			
Length: 0.00	MPO: N	FFOS:	0	0	0	0	0	0			
Fund Cat: Amendment 3	Fed: 18,335 State: 4,582 Local: 0	Payments:	0	0	0	0	0	0			
Sec Cat: System Expansion	Awd Date: 2022 Anticipated Fed Cat: NHPP										
TIP #: 7P0601	Let With: Future Cost: 25,001 - 50,000 Estimate Total: 38,232										
County: McDonald	Demolition of structures on future roadway alignment between end of I-49 and Arkansas	Engineering:	0	6	0	0	0	0			
Route: Future I-49	State line.	R/W:	0	0	0	0	0	0			
Job No.: 7P3376		Construction:	0	218	0	0	0	0			
Length: 0.00	MPO: Y	FFOS:	0	0	0	0	0	0			
Fund Cat: Flexible & Other	AC-State: 179 State: 45 Local: 0	Payments:	0	0	0	0	0	0			
Sec Cat: System Expansion	Awd Date: Summer 18 Anticipated Fed Cat: STBG										
TIP #: Let With:	Future Cost: 0 Estimate Total: 224										
County: McDonald	Repair slides 0.4 mile east of Blankenship Road near Noel. \$44,000 District Operating	Engineering:	0	9	0	0	0	0			
Route: RT H	funds.	R/W:	0	0	0	0	0	0			
Job No.: 7S3364B		Construction:	0	44	0	0	0	0			
Length: 0.02	MPO: N	FFOS:	0	44	0	0	0	0			
Fund Cat: Taking Care Of System	AC-State: 42 State: 11 Local: 0	Payments:	0	0	0	0	0	0			
Sec Cat: Rehab And Reconst	Awd Date: Fall 18 Anticipated Fed Cat: STBG										
TIP #: Let With:	Future Cost: 0 Estimate Total: 53										
County: McDonald	Bridge replacement over Pine Creek. Project involves bridge R0251.	Engineering:	80	76	0	0	0	0			
Route: RT KK		R/W:	0	2	0	0	0	0			
Job No.: 7S3158		Construction:	0	672	0	0	0	0			
Length: 0.02	MPO: N	FFOS:	0	0	0	0	0	0			
Fund Cat: Taking Care Of System	Fed: 602 State: 148 Local: 0	Payments:	0	0	0	0	0	0			
Sec Cat: Rehab And Reconst	Awd Date: Spring 19 Anticipated Fed Cat: NHPP										
TIP #: Let With: 7S3159	Future Cost: 0 Estimate Total: 830										

* Subject to the approval of the Transportation Improvement Program by the governing Metropolitan Planning Organization.

May-24-2018

Section 4 - 22

District Southwest

Dollars in Thousands



2019-2023 Highway and Bridge Construction Schedule

Transportation Planning

P.O. Box 270
Jefferson City, MO 65102

Construction contingency applied to construction cost in the year the project is awarded.

Three percent project growth factor compounded annually is applied to right-of-way and construction costs in program years 2, 3, 4, and 5.

No inflation is applied to the Funding From Other Sources (FFOS) or Payments.

Engineering includes PE costs, CE costs and R/W incidentals.

Construction contingency applied to construction cost in the year the project is awarded. Three percent project growth factor compounded annually is applied to right-of-way and construction costs in program years 2, 3, 4, and 5. No inflation is applied to the Funding From Other Sources (FFOS) or Payments. Engineering includes PE costs, CE costs and R/W incidentals.							STATE FISCAL YEAR PROJECT BUDGETING						
							Prior Prog.	7/2018- 6/2019	7/2019- 6/2020	7/2020- 6/2021	7/2021- 6/2022	7/2022- 6/2023	
County: McDonald	Bridge rehabilitation over Star Hollow Creek. Project involves bridge N0897.						Engineering:	46	65	0	0	0	0
Route: RT U							R/W:	0	0	0	0	0	0
Job No.: 7S3159							Construction:	0	386	0	0	0	0
Length: 0.03	MPO: N						FFOS:	0	0	0	0	0	0
Fund Cat: Taking Care Of System	Fed: 361 State: 90 Local: 0					Payments:	0	0	0	0	0	0	0
Sec Cat: Rehab And Reconst	Awd Date: Spring 19	Anticipated Fed Cat: NHPP											
TIP #: Let With: 7S3158	Future Cost: 0 Estimate Total: 497												
County: Newton	Add intersection turn lanes and sidewalk on Hearnese Boulevard at 32nd Street in Joplin.						Engineering:	2	26	0	0	0	0
Route: MO 43	\$221,769 Joplin STBG and \$55,442 Joplin.						R/W:	0	86	0	0	0	0
Job No.: 7P3065							Construction:	0	494	0	0	0	0
Length: 0.14	MPO: Y						FFOS:	0	277	0	0	0	0
Fund Cat: Flexible & Other	Fed: 485 State: 66 Local: 55					Payments:	0	0	0	0	0	0	0
Sec Cat: Regional	Awd Date: Winter 19	Anticipated Fed Cat: NHPP											
TIP #: 17HS-18	Let With: 7P3187B, 7P3187C, 7S3131	Future Cost: 0 Estimate Total: 608											
County: Newton	Job Order Contracting for pavement repair from Oklahoma State line to Rte. 360 in Greene County.						Engineering:	0	19	0	0	0	0
Route: IS 44							R/W:	0	0	0	0	0	0
Job No.: 0I3005N							Construction:	0	200	0	0	0	0
Length: 69.11	MPO: Y						FFOS:	0	0	0	0	0	0
Fund Cat: Statewide Interstate And Major Bridge	AC-State: 197 State: 22 Local: 0					Payments:	0	0	0	0	0	0	0
Sec Cat: Preventive Maint	Awd Date: Winter 19	Anticipated Fed Cat: NHPP											
TIP #: Let With:	Future Cost: 0 Estimate Total: 219												
County: Newton	Pavement resurfacing from 0.4 mile east of Loop 49 (Range Line Road) in Joplin to 1.5 miles east of Rte. 37 near Sarcoxie.						Engineering:	317	1,124	0	0	0	0
Route: IS 44							R/W:	0	0	0	0	0	0
Job No.: 7I3084							Construction:	0	9,556	0	0	0	0
Length: 18.73	MPO: Y						FFOS:	0	0	0	0	0	0
Fund Cat: Taking Care Of System	Fed: 9,611 State: 1,069 Local: 0					Payments:	0	0	0	0	0	0	0
Sec Cat: Rehab And Reconst	Awd Date: Fall 18	Anticipated Fed Cat: NHPP											
TIP #: 0IHS-16	Let With:	Future Cost: 0 Estimate Total: 10,997											
County: Newton	Bridge improvements at various locations from 0.9 mile east of Loop 49 (Range Line Road) in Joplin to Rte. Z in Halltown. Potential Design/Build project.						Engineering:	0	2,093	0	0	0	0
Route: IS 44							R/W:	0	50	0	0	0	0
Job No.: 7I3357							Construction:	0	32,316	0	0	0	0
Length: 49.10	MPO: Y						FFOS:	0	0	0	0	0	0
Fund Cat: Taking Care Of System	Fed: 31,012 State: 3,447 Local: 0					Payments:	0	0	0	0	0	0	0
Sec Cat: Rehab And Reconst	Awd Date: Spring 19	Anticipated Fed Cat: NHFP											
TIP #: Let With:	Future Cost: 0 Estimate Total: 34,459												

* Subject to the approval of the Transportation Improvement Program by the governing Metropolitan Planning Organization.

May-24-2018

Section 4 - 23

District Southwest

Dollars in Thousands



2019-2023 Highway and Bridge Construction Schedule

Transportation Planning

P.O. Box 270
Jefferson City, MO 65102

Construction contingency applied to construction cost in the year the project is awarded.

Three percent project growth factor compounded annually is applied to right-of-way and construction costs in program years 2, 3, 4, and 5.

No inflation is applied to the Funding From Other Sources (FFOS) or Payments.

Engineering includes PE costs, CE costs and R/W incidentals.

Construction contingency applied to construction cost in the year the project is awarded. Three percent project growth factor compounded annually is applied to right-of-way and construction costs in program years 2, 3, 4, and 5. No inflation is applied to the Funding From Other Sources (FFOS) or Payments. Engineering includes PE costs, CE costs and R/W incidentals.							STATE FISCAL YEAR PROJECT BUDGETING					
							Prior Prog.	7/2018- 6/2019	7/2019- 6/2020	7/2020- 6/2021	7/2021- 6/2022	7/2022- 6/2023
County: Newton Route: LP 49 Job No.: 7S3117 Length: 6.37 MPO: Y Fund Cat: Taking Care Of System Sec Cat: Thin Lift Overlay TIP #: 25HS-17	Pavement resurfacing on Range Line Road from 46th Street in Leawood to I-49. Project involves bridges K0764 and K0765.						Engineering: 92	90	0	0	0	0
							R/W: 0	0	0	0	0	0
							Construction: 0	1,201	0	0	0	0
							FFOS: 0	0	0	0	0	0
							Payments: 0	0	0	0	0	0
County: Newton Route: RT CC Job No.: 7P3190B Length: 0.20 MPO: N Fund Cat: Taking Care Of System Sec Cat: Rehab And Reconst TIP #: 	Bridge replacement over Lost Creek 0.25 mile south of Racine. Project involves bridge Y0395.						Engineering: 0	50	60	0	0	
							R/W: 0	2	0	0	0	0
							Construction: 0	0	441	0	0	0
							FFOS: 0	0	0	0	0	0
							Payments: 0	0	0	0	0	0
County: Newton Route: RT CC Job No.: 7S3231 Length: 4.58 MPO: N Fund Cat: Taking Care Of System Sec Cat: Thin Lift Overlay TIP #: 	Pavement resurfacing from Rte. 86 in Racine to Rte. 60.						Engineering: 2	2	26	0	0	
							R/W: 0	0	0	0	0	0
							Construction: 0	0	242	0	0	0
							FFOS: 0	0	0	0	0	0
							Payments: 0	0	0	0	0	0
County: Newton Route: RT E Job No.: 7P3191B Length: 0.26 MPO: N Fund Cat: Taking Care Of System Sec Cat: Rehab And Reconst TIP #: 	Bridge rehabilitation over Shoal Creek 1.3 miles north of Granby. Project involves bridge A3306.						Engineering: 0	10	60	70	170	
							R/W: 0	0	0	0	0	0
							Construction: 0	0	0	0	1,337	0
							FFOS: 0	0	0	0	0	0
							Payments: 0	0	0	0	0	0
County: Polk Route: MO 123 Job No.: 7S3205 Length: 0.03 MPO: N Fund Cat: Taking Care Of System Sec Cat: Rehab And Reconst TIP #: 	Bridge replacement over Barren Creek 1.25 miles south of Fair Play. Project involves bridge L0198.						Engineering: 1	100	153	74	0	
							R/W: 0	0	5	0	0	0
							Construction: 0	0	0	648	0	0
							FFOS: 0	0	0	0	0	0
							Payments: 0	0	0	0	0	0

* Subject to the approval of the Transportation Improvement Program by the governing Metropolitan Planning Organization.

May-24-2018

Section 4 - 24

District Southwest

Dollars in Thousands



2019-2023 Highway and Bridge Construction Schedule

Transportation Planning

P.O. Box 270
Jefferson City, MO 65102

Construction contingency applied to construction cost in the year the project is awarded.

Three percent project growth factor compounded annually is applied to right-of-way and construction costs in program years 2, 3, 4, and 5.

No inflation is applied to the Funding From Other Sources (FFOS) or Payments.

Engineering includes PE costs, CE costs and R/W incidentals.

Construction contingency applied to construction cost in the year the project is awarded. Three percent project growth factor compounded annually is applied to right-of-way and construction costs in program years 2, 3, 4, and 5. No inflation is applied to the Funding From Other Sources (FFOS) or Payments. Engineering includes PE costs, CE costs and R/W incidentals.												STATE FISCAL YEAR PROJECT BUDGETING						
												Prior Prog.	7/2018- 6/2019	7/2019- 6/2020	7/2020- 6/2021	7/2021- 6/2022	7/2022- 6/2023	
County: Polk	Pavement resurfacing from Rte. 32 to Rte. 215 east intersection.											Engineering:	2	15	99	0	0	0
Route: MO 123												R/W:	0	0	0	0	0	0
Job No.: 7S3220												Construction:	0	0	1,022	0	0	0
Length: 12.18	MPO: N											FFOS:	0	0	0	0	0	0
Fund Cat: Taking Care Of System	AC-State: 910 State: 226 Local: 0										Payments:	0	0	0	0	0	0	
Sec Cat: Thin Lift Overlay	Awd Date: Fall 19	Anticipated Fed Cat: STBG																
TIP #: Let With: 7S3222, 7S3267	Future Cost: 0 Estimate Total: 1,138																	
County: Polk	Bridge rehabilitation over North Dry Sac River 2.0 miles south of Brighton and on Rte. 64 over Lindley Creek 6 miles south of Pittsburg. Project involves bridges A3029 and A2916.											Engineering:	0	141	120	0	0	0
Route: MO 13												R/W:	0	0	0	0	0	0
Job No.: 7P3190E												Construction:	0	0	836	0	0	0
Length: 0.09	MPO: N											FFOS:	0	0	0	0	0	0
Fund Cat: Taking Care Of System	Fed: 878 State: 219 Local: 0										Payments:	0	0	0	0	0	0	
Sec Cat: Rehab And Reconst	Awd Date: 2020	Anticipated Fed Cat: NHPP																
TIP #: Let With:	Future Cost: 0 Estimate Total: 1,097																	
County: Polk	Pavement resurfacing from 0.1 mile south of 565th Road in Polk County to Rte. WW in Greene County.											Engineering:	0	2	37	209	0	0
Route: MO 13												R/W:	0	0	0	0	0	0
Job No.: 7P3277												Construction:	0	0	0	2,231	0	0
Length: 6.87	MPO: N											FFOS:	0	0	0	0	0	0
Fund Cat: Taking Care Of System	Fed: 1,985 State: 494 Local: 0										Payments:	0	0	0	0	0	0	
Sec Cat: Thin Lift Overlay	Awd Date: 2021	Anticipated Fed Cat: NHPP																
TIP #: Let With: 7P3276	Future Cost: 0 Estimate Total: 2,479																	
County: Polk	Pavement resurfacing from Rte. 13 to Rte. D in Bolivar.											Engineering:	0	2	2	7	69	0
Route: MO 32												R/W:	0	0	0	0	0	0
Job No.: 7P3278												Construction:	0	0	0	0	741	0
Length: 2.98	MPO: N											FFOS:	0	0	0	0	0	0
Fund Cat: Taking Care Of System	Fed: 659 State: 162 Local: 0										Payments:	0	0	0	0	0	0	
Sec Cat: Thin Lift Overlay	Awd Date: 2022	Anticipated Fed Cat: NHPP																
TIP #: Let With: 7S3280, 7S3279	Future Cost: 0 Estimate Total: 821																	
County: Polk	Pavement resurfacing on Springfield Avenue from Rte. 32 (Broadway Street) to Rte. 13 in Bolivar.											Engineering:	0	2	2	6	65	0
Route: MO 83												R/W:	0	0	0	0	0	0
Job No.: 7S3279												Construction:	0	0	0	0	696	0
Length: 2.80	MPO: N											FFOS:	0	0	0	0	0	0
Fund Cat: Taking Care Of System	Fed: 618 State: 153 Local: 0										Payments:	0	0	0	0	0	0	
Sec Cat: Thin Lift Overlay	Awd Date: 2022	Anticipated Fed Cat: NHPP																
TIP #: Let With: 7S3280, 7P3278	Future Cost: 0 Estimate Total: 771																	

* Subject to the approval of the Transportation Improvement Program by the governing Metropolitan Planning Organization.

May-24-2018

Section 4 - 25

District Southwest

Dollars in Thousands



2019-2023 Highway and Bridge Construction Schedule

Transportation Planning

P.O. Box 270
Jefferson City, MO 65102

Construction contingency applied to construction cost in the year the project is awarded.

Three percent project growth factor compounded annually is applied to right-of-way and construction costs in program years 2, 3, 4, and 5.

No inflation is applied to the Funding From Other Sources (FFOS) or Payments.

Engineering includes PE costs, CE costs and R/W incidentals.

Construction contingency applied to construction cost in the year the project is awarded. Three percent project growth factor compounded annually is applied to right-of-way and construction costs in program years 2, 3, 4, and 5. No inflation is applied to the Funding From Other Sources (FFOS) or Payments. Engineering includes PE costs, CE costs and R/W incidentals.											STATE FISCAL YEAR PROJECT BUDGETING							
											Prior Prog.	7/2018- 6/2019	7/2019- 6/2020	7/2020- 6/2021	7/2021- 6/2022	7/2022- 6/2023		
County: Polk	Pavement resurfacing from Rte. 32 to Rte. WW.										Engineering:	4	2	39	218	0	0	
Route: RT H											R/W:	0	0	0	0	0	0	
Job No.: 7S3181											Construction:	0	0	0	2,293	0	0	
Length: 20.58	MPO: N											FFOS:	0	0	0	0	0	0
Fund Cat: Taking Care Of System	Fed: 2,042 State: 510 Local: 0										Payments:	0	0	0	0	0	0	
Sec Cat: Thin Lift Overlay	Awd Date: 2021	Anticipated Fed Cat: STBG																
TIP #: Let With: 8S3092, 7S3215	Future Cost: 0 Estimate Total: 2,556																	
County: Polk	Upgrade sidewalk to comply with the ADA Transition Plan on Main Street in Pleasant Hope. \$95,000 Statewide Transportation Alternatives funds.										Engineering:	3	19	28	0	0	0	
Route: RT H											R/W:	0	2	0	0	0	0	
Job No.: 7S3184											Construction:	0	0	125	0	0	0	
Length: 0.04	MPO: N											FFOS:	0	0	95	0	0	0
Fund Cat: Taking Care Of System	Fed: 140 State: 34 Local: 0										Payments:	0	0	0	0	0	0	
Sec Cat: N- Ada Trans	Awd Date: 2020	Anticipated Fed Cat: STBG																
TIP #: Let With:	Future Cost: 0 Estimate Total: 177																	
County: Polk	Culvert rehabilitation over Ingalls Creek 0.2 mile south of Rte. AC; on Rte. J over Brush Creek 0.8 mile north of Rte. 32; and on Rte. Z over Pratter Branch 0.2 mile west of Rock Prairie. Project involves culverts P0720, W0003 and W0507.										Engineering:	0	20	22	41	0	0	
Route: RT HH											R/W:	0	0	2	0	0	0	
Job No.: 7S3368											Construction:	0	0	0	260	0	0	
Length: 0.07	MPO: N											FFOS:	0	0	0	0	0	0
Fund Cat: Taking Care Of System	AC-State: 276 State: 69 Local: 0										Payments:	0	0	0	0	0	0	
Sec Cat: Rehab And Reconst	Awd Date: 2021	Anticipated Fed Cat: STBG																
TIP #: Let With:	Future Cost: 0 Estimate Total: 345																	
County: Polk	Pavement resurfacing from Rte. 13 to Rte. H.										Engineering:	2	2	5	51	0	0	
Route: RT KK											R/W:	0	0	0	0	0	0	
Job No.: 7S3215											Construction:	0	0	0	534	0	0	
Length: 6.82	MPO: N											FFOS:	0	0	0	0	0	0
Fund Cat: Taking Care Of System	Fed: 474 State: 118 Local: 0										Payments:	0	0	0	0	0	0	
Sec Cat: Thin Lift Overlay	Awd Date: 2021	Anticipated Fed Cat: STBG																
TIP #: Let With: 8S3092, 7S3181	Future Cost: 0 Estimate Total: 594																	
County: Polk	Bridge rehabilitation over Pomme de Terre River. Project involves bridge R0207.										Engineering:	162	411	0	0	0	0	
Route: RT PP											R/W:	0	2	0	0	0	0	
Job No.: 7S3169											Construction:	0	1,670	0	0	0	0	
Length: 0.10	MPO: N											FFOS:	0	0	0	0	0	0
Fund Cat: Taking Care Of System	Fed: 1,667 State: 416 Local: 0										Payments:	0	0	0	0	0	0	
Sec Cat: Rehab And Reconst	Awd Date: Fall 18	Anticipated Fed Cat: NHPP																
TIP #: Let With:	Future Cost: 0 Estimate Total: 2,245																	

* Subject to the approval of the Transportation Improvement Program by the governing Metropolitan Planning Organization.

May-24-2018

Section 4 - 26

District Southwest

Dollars in Thousands



2019-2023 Highway and Bridge Construction Schedule

Transportation Planning

P.O. Box 270
Jefferson City, MO 65102

Construction contingency applied to construction cost in the year the project is awarded.

Three percent project growth factor compounded annually is applied to right-of-way and construction costs in program years 2, 3, 4, and 5.

No inflation is applied to the Funding From Other Sources (FFOS) or Payments.

Engineering includes PE costs, CE costs and R/W incidentals.

Construction contingency applied to construction cost in the year the project is awarded. Three percent project growth factor compounded annually is applied to right-of-way and construction costs in program years 2, 3, 4, and 5. No inflation is applied to the Funding From Other Sources (FFOS) or Payments. Engineering includes PE costs, CE costs and R/W incidentals.												STATE FISCAL YEAR PROJECT BUDGETING						
												Prior Prog.	7/2018- 6/2019	7/2019- 6/2020	7/2020- 6/2021	7/2021- 6/2022	7/2022- 6/2023	
County: St. Clair	Pavement improvements on the southbound lanes from SE 1100 Road to NE 201 Road.											Engineering:	3	1	1	1	1	48
Route: MO 13												R/W:	0	0	0	0	0	0
Job No.: 7P3034B												Construction:	0	0	0	0	0	886
Length: 1.27	MPO: N										FFOS:	0	0	0	0	0	0	
Fund Cat: Taking Care Of System			Fed: 752	State: 186	Local: 0						Payments:	0	0	0	0	0	0	
Sec Cat: Thin Lift Overlay	Awd Date: 2023	Anticipated Fed Cat: NHPP																
TIP #:	Let With:	Future Cost: 0		Estimate Total: 941														
County: St. Clair	Pavement resurfacing, add shoulders and add rumblestrips from 0.5 mile north of Rte. UU in St. Clair County to 0.1 mile south of 565th Road in Polk County.											Engineering:	0	2	155	795	0	0
Route: MO 13												R/W:	0	0	0	0	0	0
Job No.: 7P3276												Construction:	0	0	0	8,586	0	0
Length: 34.59	MPO: N										FFOS:	0	0	0	0	0	0	
Fund Cat: Taking Care Of System			Fed: 7,631	State: 1,907	Local: 0						Payments:	0	0	0	0	0	0	
Sec Cat: Thin Lift Overlay	Awd Date: 2021	Anticipated Fed Cat: NHPP																
TIP #:	Let With: 7P3277	Future Cost: 0		Estimate Total: 9,538														
County: St. Clair	Pavement resurfacing and guardrail improvements from Rte. 52 to Rte. 13.											Engineering:	144	80	0	0	0	0
Route: RT A												R/W:	0	0	0	0	0	0
Job No.: 7S3183												Construction:	0	1,018	0	0	0	0
Length: 16.94	MPO: N										FFOS:	0	0	0	0	0	0	
Fund Cat: Taking Care Of System			Fed: 878	State: 220	Local: 0						Payments:	0	0	0	0	0	0	
Sec Cat: Thin Lift Overlay	Awd Date: Fall 18	Anticipated Fed Cat: STBG																
TIP #: 11HS-12	Let With: 7P3130	Future Cost: 0		Estimate Total: 1,242														
County: St. Clair	Bridge rehabilitation over Truman Lake. Project involves bridge A3791.											Engineering:	2	233	279	0	0	0
Route: RT C												R/W:	0	0	0	0	0	0
Job No.: 7S3202												Construction:	0	0	2,076	0	0	0
Length: 0.36	MPO: N										FFOS:	0	0	0	0	0	0	
Fund Cat: Taking Care Of System			Fed: 2,071	State: 517	Local: 0						Payments:	0	0	0	0	0	0	
Sec Cat: Rehab And Reconst	Awd Date: 2020	Anticipated Fed Cat: NHPP																
TIP #:	Let With:	Future Cost: 0		Estimate Total: 2,590														
County: St. Clair	Pavement resurfacing from Rte. B to Rte. 82.											Engineering:	2	12	84	0	0	0
Route: RT H												R/W:	0	0	0	0	0	0
Job No.: 7S3241												Construction:	0	0	859	0	0	0
Length: 12.69	MPO: N										FFOS:	0	0	0	0	0	0	
Fund Cat: Taking Care Of System			AC-State: 765	State: 190	Local: 0						Payments:	0	0	0	0	0	0	
Sec Cat: Thin Lift Overlay	Awd Date: Summer 19	Anticipated Fed Cat: STBG																
TIP #:	Let With: 7S3221, 7S3180, 7P3214	Future Cost: 0		Estimate Total: 957														

* Subject to the approval of the Transportation Improvement Program by the governing Metropolitan Planning Organization.

May-24-2018

Section 4 - 27

District Southwest

Dollars in Thousands



2019-2023 Highway and Bridge Construction Schedule

Transportation Planning

P.O. Box 270
Jefferson City, MO 65102

Construction contingency applied to construction cost in the year the project is awarded.

Three percent project growth factor compounded annually is applied to right-of-way and construction costs in program years 2, 3, 4, and 5.

No inflation is applied to the Funding From Other Sources (FFOS) or Payments.

Engineering includes PE costs, CE costs and R/W incidentals.

Construction contingency applied to construction cost in the year the project is awarded. Three percent project growth factor compounded annually is applied to right-of-way and construction costs in program years 2, 3, 4, and 5. No inflation is applied to the Funding From Other Sources (FFOS) or Payments. Engineering includes PE costs, CE costs and R/W incidentals.							STATE FISCAL YEAR PROJECT BUDGETING						
							Prior Prog.	7/2018- 6/2019	7/2019- 6/2020	7/2020- 6/2021	7/2021- 6/2022	7/2022- 6/2023	
County: St. Clair	Pavement resurfacing and guardrail improvements from Bus. 13 to Rte. V.						Engineering:	4	6	54	0	0	0
Route: RT WW							R/W:	0	0	0	0	0	0
Job No.: 7S3180							Construction:	0	0	440	0	0	0
Length: 4.62	MPO: N						FFOS:	0	0	0	0	0	0
Fund Cat: Taking Care Of System						Fed: 401 State: 99 Local: 0	Payments:	0	0	0	0	0	0
Sec Cat: Thin Lift Overlay	Awd Date: Summer 19	Anticipated Fed Cat: STBG											
TIP #: Let With: 7S3221, 7P3214, 7S3241	Future Cost: 0 Estimate Total: 504												
County: St. Clair	Upgrade sidewalk to comply with the ADA Transition Plan at various locations on Rte. WW (Locust, Second and Chestnut Streets) in Osceola.						Engineering:	4	57	61	0	0	0
Route: RT WW							R/W:	0	2	0	0	0	0
Job No.: 7S3182							Construction:	0	0	286	0	0	0
Length: 1.05	MPO: N						FFOS:	0	0	0	0	0	0
Fund Cat: Taking Care Of System						AC-State: 326 State: 80 Local: 0	Payments:	0	0	0	0	0	0
Sec Cat: N- Ada Trans	Awd Date: 2020	Anticipated Fed Cat: STBG											
TIP #: Let With:	Future Cost: 0 Estimate Total: 410												
County: St. Clair	Bridge rehabilitation over Truman Lake. Project involves bridge A3882.						Engineering:	2	102	124	0	0	0
Route: RT ZZ							R/W:	0	0	0	0	0	0
Job No.: 7S3203							Construction:	0	0	912	0	0	0
Length: 0.34	MPO: N						FFOS:	0	0	0	0	0	0
Fund Cat: Taking Care Of System						Fed: 912 State: 226 Local: 0	Payments:	0	0	0	0	0	0
Sec Cat: Rehab And Reconst	Awd Date: 2020	Anticipated Fed Cat: NHPP											
TIP #: Let With:	Future Cost: 0 Estimate Total: 1,140												
County: Stone	Urgent ditch repairs at various locations from Stoneridge Center Road to south of James River Road. ER eligible due to Spring 2017 flood event.						Engineering:	0	6	0	0	0	0
Route: MO 13							R/W:	0	0	0	0	0	0
Job No.: 7P3374							Construction:	0	31	0	0	0	0
Length: 0.18	MPO: N						FFOS:	0	25	0	0	0	0
Fund Cat: Taking Care Of System						AC-State: 29 State: 8 Local: 0	Payments:	0	0	0	0	0	0
Sec Cat: Rehab And Reconst	Awd Date: Fall 18	Anticipated Fed Cat: NHPP											
TIP #: Let With:	Future Cost: 0 Estimate Total: 37												
County: Stone	Upgrade signals at Kisse Avenue in Kimberling City.						Engineering:	12	2	2	42	0	0
Route: MO 13							R/W:	0	0	0	0	0	0
Job No.: 8P2391							Construction:	0	0	0	192	0	0
Length: 0.20	MPO: N						FFOS:	0	0	0	0	0	0
Fund Cat: Taking Care Of System						Fed: 191 State: 47 Local: 0	Payments:	0	0	0	0	0	0
Sec Cat: Systems Operations	Awd Date: 2021	Anticipated Fed Cat: NHPP											
TIP #: Let With:	Future Cost: 0 Estimate Total: 250												

* Subject to the approval of the Transportation Improvement Program by the governing Metropolitan Planning Organization.

May-24-2018

Section 4 - 28

District Southwest

Dollars in Thousands



2019-2023 Highway and Bridge Construction Schedule

Transportation Planning

P.O. Box 270
Jefferson City, MO 65102

Construction contingency applied to construction cost in the year the project is awarded.

Three percent project growth factor compounded annually is applied to right-of-way and construction costs in program years 2, 3, 4, and 5.

No inflation is applied to the Funding From Other Sources (FFOS) or Payments.

Engineering includes PE costs, CE costs and R/W incidentals.

Construction contingency applied to construction cost in the year the project is awarded. Three percent project growth factor compounded annually is applied to right-of-way and construction costs in program years 2, 3, 4, and 5. No inflation is applied to the Funding From Other Sources (FFOS) or Payments. Engineering includes PE costs, CE costs and R/W incidentals.							STATE FISCAL YEAR PROJECT BUDGETING					
							Prior Prog.	7/2018- 6/2019	7/2019- 6/2020	7/2020- 6/2021	7/2021- 6/2022	7/2022- 6/2023
County: Stone	Bridge replacement over Railey Creek. Project involves bridge G0447.						Engineering:	140	252	0	0	0
Route: MO 248							R/W:	0	2	0	0	0
Job No.: 7P3289							Construction:	0	1,251	0	0	0
Length: 0.03	MPO: N						FFOS:	0	0	0	0	0
Fund Cat: Taking Care Of System	Fed: 1,205	State: 300	Local: 0				Payments:	0	0	0	0	0
Sec Cat: Rehab And Reconst	Awd Date: Spring 19	Anticipated Fed Cat: NHPP										
TIP #: Let With: 7P2228B	Future Cost: 0		Estimate Total: 1,645									
County: Stone	Bridge replacement on private drive over Pine Run Creek 0.1 mile south of Rte. AA. Project involves bridge T1016.						Engineering:	0	12	13	14	0
Route: MO 265							R/W:	0	0	2	0	0
Job No.: 7P3190I							Construction:	0	0	0	104	0
Length: 0.02	MPO: N						FFOS:	0	0	0	0	0
Fund Cat: Taking Care Of System	Fed: 0	State: 145	Local: 0				Payments:	0	0	0	0	0
Sec Cat: Rehab And Reconst	Awd Date: 2021	Anticipated Fed Cat: State										
TIP #: Let With:	Future Cost: 0		Estimate Total: 145									
County: Stone	Bridge rehabilitation over Table Rock Lake near Cape Fair. Project involves bridge A0588.						Engineering:	186	524	0	0	0
Route: MO 76							R/W:	0	5	0	0	0
Job No.: 7P2228B							Construction:	0	2,663	0	0	0
Length: 0.12	MPO: N						FFOS:	0	0	0	0	0
Fund Cat: Taking Care Of System	Fed: 2,554	State: 638	Local: 0				Payments:	0	0	0	0	0
Sec Cat: Rehab And Reconst	Awd Date: Spring 19	Anticipated Fed Cat: NHPP										
TIP #: Let With: 7P3289	Future Cost: 0		Estimate Total: 3,378									
County: Stone	Pavement resurfacing from Flat Creek Road west of Cape Fair to Rte. 173.						Engineering:	0	2	2	23	0
Route: MO 76							R/W:	0	0	0	0	0
Job No.: 7S3189C							Construction:	0	0	0	238	0
Length: 3.97	MPO: N						FFOS:	0	0	0	0	0
Fund Cat: Taking Care Of System	AC-State: 213	State: 52	Local: 0				Payments:	0	0	0	0	0
Sec Cat: Thin Lift Overlay	Awd Date: 2021	Anticipated Fed Cat: STBG										
TIP #: Let With:	Future Cost: 0		Estimate Total: 265									
County: Stone	Pavement resurfacing from Bus. 13 in Branson West to Rte. 376 in Branson.						Engineering:	0	2	2	21	139
Route: MO 76							R/W:	0	0	0	0	0
Job No.: 7S3234							Construction:	0	0	0	0	1,525
Length: 6.94	MPO: N						FFOS:	0	0	0	0	0
Fund Cat: Taking Care Of System	Fed: 1,353	State: 336	Local: 0				Payments:	0	0	0	0	0
Sec Cat: Thin Lift Overlay	Awd Date: 2022	Anticipated Fed Cat: NHPP										
TIP #: Let With:	Future Cost: 0		Estimate Total: 1,689									

* Subject to the approval of the Transportation Improvement Program by the governing Metropolitan Planning Organization.

May-24-2018

Section 4 - 29

District Southwest

Dollars in Thousands



2019-2023 Highway and Bridge Construction Schedule

Transportation Planning

P.O. Box 270
Jefferson City, MO 65102

Construction contingency applied to construction cost in the year the project is awarded.

Three percent project growth factor compounded annually is applied to right-of-way and construction costs in program years 2, 3, 4, and 5.

No inflation is applied to the Funding From Other Sources (FFOS) or Payments.

Engineering includes PE costs, CE costs and R/W incidentals.

Construction contingency applied to construction cost in the year the project is awarded. Three percent project growth factor compounded annually is applied to right-of-way and construction costs in program years 2, 3, 4, and 5. No inflation is applied to the Funding From Other Sources (FFOS) or Payments. Engineering includes PE costs, CE costs and R/W incidentals.							STATE FISCAL YEAR PROJECT BUDGETING					
							Prior Prog.	7/2018- 6/2019	7/2019- 6/2020	7/2020- 6/2021	7/2021- 6/2022	7/2022- 6/2023
County: Stone	Pavement resurfacing and add shoulders from beginning of route to Rte. 13 near		Engineering:	0	2	20	25	0	0			
Route: RT OO	Kimberling City.		R/W:	0	0	0	0	0	0			
Job No.: 7S3189D			Construction:	0	0	0	347	0	0			
Length: 2.82	MPO: N		FFOS:	0	0	0	0	0	0			
Fund Cat: Taking Care Of System	AC-State: 316	State: 78	Local: 0	Payments:	0	0	0	0	0			
Sec Cat: Thin Lift Overlay	Awd Date: 2021	Anticipated Fed Cat: STBG										
TIP #:	Let With:	Future Cost: 0		Estimate Total: 394								
County: Stone	Pavement resurfacing, add shoulders and add rumblestrips from beginning of state		Engineering:	2	68	69	0	0	0			
Route: RT Y	maintenance to Rte. 76.		R/W:	0	0	0	0	0	0			
Job No.: 7S3216			Construction:	0	0	1,009	0	0	0			
Length: 8.33	MPO: N		FFOS:	0	0	0	0	0	0			
Fund Cat: Taking Care Of System	Fed: 917	State: 229	Local: 0	Payments:	0	0	0	0	0			
Sec Cat: Thin Lift Overlay	Awd Date: Summer 19	Anticipated Fed Cat: STBG										
TIP #:	Let With:	Future Cost: 0		Estimate Total: 1,148								
County: Taney	Pavement resurfacing from Rte. 160 west junction in Merriam Woods to Rte. 160 east		Engineering:	55	39	0	0	0	0			
Route: MO 176	junction near Forsyth and on Rte. EE from Rte. 176 west junction to Rte. 176 east		R/W:	0	0	0	0	0	0			
Job No.: 7P3142	junction in Rockaway Beach.		Construction:	0	546	0	0	0	0			
Length: 6.16	MPO: N		FFOS:	0	0	0	0	0	0			
Fund Cat: Taking Care Of System	Fed: 469	State: 116	Local: 0	Payments:	0	0	0	0	0			
Sec Cat: Thin Lift Overlay	Awd Date: Summer 18	Anticipated Fed Cat: STBG										
TIP #:	Let With:	Future Cost: 0		Estimate Total: 640								
County: Taney	Bridge rehabilitation over southbound Lake Taneycomo between Branson and Hollister.		Engineering:	0	5	85	100	230	0			
Route: US 65	Project involves bridge A3070.		R/W:	0	0	0	0	0	0			
Job No.: 7P3190L			Construction:	0	0	0	0	1,805	0			
Length: 0.14	MPO: N		FFOS:	0	0	0	0	0	0			
Fund Cat: Taking Care Of System	Fed: 1,780	State: 445	Local: 0	Payments:	0	0	0	0	0			
Sec Cat: Rehab And Reconst	Awd Date: 2022	Anticipated Fed Cat: NHPP										
TIP #:	Let With:	Future Cost: 0		Estimate Total: 2,225								
County: Taney	Payment to City of Branson for Phase I multimodal improvements on 76 Country Blvd.		Engineering:	125	90	0	0	0	0			
Route: MO 76	from Rte. 376 to 6th St. \$413,000 Statewide Transportation Alternatives funds, \$387,000		R/W:	0	0	0	0	0	0			
Job No.: 8O2373	Southwest District. To be let by Branson.		Construction:	0	800	0	0	0	0			
Length: 4.74	MPO: N		FFOS:	0	413	0	0	0	0			
Fund Cat: Flexible & Other	Fed: 712	State: 178	Local: 0	Payments:	0	0	0	0	0			
Sec Cat: Enhancements	Awd Date: N/A	Anticipated Fed Cat: STBG										
TIP #:	Let With:	Future Cost: 75,001 - 100,000		Estimate Total: 1,015								

* Subject to the approval of the Transportation Improvement Program by the governing Metropolitan Planning Organization.

May-24-2018

Section 4 - 30

District Southwest

Dollars in Thousands



2019-2023 Highway and Bridge Construction Schedule

Transportation Planning

P.O. Box 270
Jefferson City, MO 65102

Construction contingency applied to construction cost in the year the project is awarded.

Three percent project growth factor compounded annually is applied to right-of-way and construction costs in program years 2, 3, 4, and 5.

No inflation is applied to the Funding From Other Sources (FFOS) or Payments.

Engineering includes PE costs, CE costs and R/W incidentals.

Construction contingency applied to construction cost in the year the project is awarded. Three percent project growth factor compounded annually is applied to right-of-way and construction costs in program years 2, 3, 4, and 5. No inflation is applied to the Funding From Other Sources (FFOS) or Payments. Engineering includes PE costs, CE costs and R/W incidentals.										STATE FISCAL YEAR PROJECT BUDGETING						
										Prior Prog.	7/2018- 6/2019	7/2019- 6/2020	7/2020- 6/2021	7/2021- 6/2022	7/2022- 6/2023	
County: Taney	Pavement resurfacing from Rte. 76 east of Kirbyville to end of route.									Engineering:	0	2	2	18	0	0
Route: RT K										R/W:	0	0	0	0	0	0
Job No.: 7S3189F										Construction:	0	0	0	182	0	0
Length: 2.71	MPO: N								FFOS:	0	0	0	0	0	0	
Fund Cat: Taking Care Of System			AC-State: 165	State: 39	Local: 0					Payments:	0	0	0	0	0	
Sec Cat: Thin Lift Overlay	Awd Date: 2021	Anticipated Fed Cat: STBG														
TIP #: Let With:			Future Cost: 0	Estimate Total: 204												
County: Taney	Pavement resurfacing from Rte. 76 in Mildred to end of route.									Engineering:	0	2	7	12	0	0
Route: RT MM										R/W:	0	0	0	0	0	0
Job No.: 7S3189E										Construction:	0	0	0	153	0	0
Length: 1.15	MPO: N								FFOS:	0	0	0	0	0	0	
Fund Cat: Taking Care Of System			AC-State: 140	State: 34	Local: 0					Payments:	0	0	0	0	0	
Sec Cat: Thin Lift Overlay	Awd Date: 2021	Anticipated Fed Cat: STBG														
TIP #: Let With:			Future Cost: 0	Estimate Total: 174												
County: Taney	Pavement resurfacing from Rte. 265 to end of route.									Engineering:	0	2	2	9	0	0
Route: RT P										R/W:	0	0	0	0	0	0
Job No.: 7S3189H										Construction:	0	0	0	83	0	0
Length: 0.88	MPO: N								FFOS:	0	0	0	0	0	0	
Fund Cat: Taking Care Of System			AC-State: 77	State: 19	Local: 0					Payments:	0	0	0	0	0	
Sec Cat: Thin Lift Overlay	Awd Date: 2021	Anticipated Fed Cat: STBG														
TIP #: Let With:			Future Cost: 0	Estimate Total: 96												
County: Taney	Pavement resurfacing from beginning of route to Rte. 76.									Engineering:	0	2	2	18	0	0
Route: RT VV										R/W:	0	0	0	0	0	0
Job No.: 7S3189G										Construction:	0	0	0	173	0	0
Length: 2.08	MPO: N								FFOS:	0	0	0	0	0	0	
Fund Cat: Taking Care Of System			AC-State: 157	State: 38	Local: 0					Payments:	0	0	0	0	0	
Sec Cat: Thin Lift Overlay	Awd Date: 2021	Anticipated Fed Cat: STBG														
TIP #: Let With:			Future Cost: 0	Estimate Total: 195												
County: Various	Safety improvements for wrong way countermeasures at various ramp locations.									Engineering:	2	2	68	0	0	0
Route: I-44										R/W:	0	0	0	0	0	0
Job No.: 7I3343										Construction:	0	0	417	0	0	0
Length: 0.00	MPO: N								FFOS:	0	0	0	0	0	0	
Fund Cat: Safety (Statewide)			Fed: 438	State: 49	Local: 0					Payments:	0	0	0	0	0	
Sec Cat: Safety	Awd Date: 2020	Anticipated Fed Cat: Safety														
TIP #: Let With:			Future Cost: 0	Estimate Total: 489												

* Subject to the approval of the Transportation Improvement Program by the governing Metropolitan Planning Organization.

May-24-2018

Section 4 - 31

District Southwest

Dollars in Thousands



2019-2023 Highway and Bridge Construction Schedule

Transportation Planning

P.O. Box 270
Jefferson City, MO 65102

Construction contingency applied to construction cost in the year the project is awarded.

Three percent project growth factor compounded annually is applied to right-of-way and construction costs in program years 2, 3, 4, and 5.

No inflation is applied to the Funding From Other Sources (FFOS) or Payments.

Engineering includes PE costs, CE costs and R/W incidentals.

Construction contingency applied to construction cost in the year the project is awarded. Three percent project growth factor compounded annually is applied to right-of-way and construction costs in program years 2, 3, 4, and 5. No inflation is applied to the Funding From Other Sources (FFOS) or Payments. Engineering includes PE costs, CE costs and R/W incidentals.							STATE FISCAL YEAR PROJECT BUDGETING					
							Prior Prog.	7/2018- 6/2019	7/2019- 6/2020	7/2020- 6/2021	7/2021- 6/2022	7/2022- 6/2023
County: Various Route: Various Job No.: 0P3019H Length: 0.00 MPO: N Fund Cat: Safety Sec Cat: Safety TIP #: Let With:	Safety projects at various locations in the rural Southwest District. \$1,615,000 from Statewide Open Container funds.						Engineering: 0	113	0	0	0	0
							R/W: 0	0	0	0	0	0
							Construction: 0	1,615	0	0	0	0
	Fed: 1,555 State: 173 Local: 0						FFOS: 0	1,615	0	0	0	0
	Awd Date: 2019 Anticipated Fed Cat: Safety						Payments: 0	0	0	0	0	0
	Future Cost: 0 Estimate Total: 1,728											
County: Various Route: Various Job No.: 0S3022H Length: 0.00 MPO: N Fund Cat: Taking Care Of System Sec Cat: N- Ada Trans TIP #: Let With:	Upgrade sidewalk to comply with the ADA Transition Plan at various locations in the rural Southwest District. \$1,245,000 from Statewide Transportation Alternatives funds.						Engineering: 0	0	0	0	87	0
							R/W: 0	0	0	0	0	0
							Construction: 0	0	0	0	1,360	0
	Fed: 1,158 State: 289 Local: 0						FFOS: 0	0	0	0	1,245	0
	Awd Date: 2022 Anticipated Fed Cat: STBG						Payments: 0	0	0	0	0	0
	Future Cost: 0 Estimate Total: 1,447											
County: Various Route: Various Job No.: 0X3121H Length: 0.00 MPO: N Fund Cat: Safety (Statewide) Sec Cat: Safety TIP #: Let With:	Curve safety improvements at various locations in the rural Southwest District.						Engineering: 0	0	0	0	0	0
							R/W: 0	0	0	0	0	0
							Construction: 0	0	0	1,375	0	0
	Fed: 1,237 State: 138 Local: 0						FFOS: 0	0	0	0	0	0
	Awd Date: 2021 Anticipated Fed Cat: Safety						Payments: 0	0	0	0	0	0
	Future Cost: 0 Estimate Total: 1,375											
County: Various Route: Various Job No.: 7P3370 Length: 0.00 MPO: N Fund Cat: Taking Care Of System Sec Cat: N- Ada Trans TIP #: Let With:	Upgrade sidewalk to comply with the ADA Transition Plan at various locations in Bates, Dade and Polk counties. \$1,311,000 Statewide Transportation Alternatives funds.						Engineering: 0	100	225	170	0	0
							R/W: 0	0	21	0	0	0
							Construction: 0	0	0	1,881	0	0
	Fed: 1,918 State: 479 Local: 0						FFOS: 0	0	0	1,311	0	0
	Awd Date: 2021 Anticipated Fed Cat: STBG						Payments: 0	0	0	0	0	0
	Future Cost: 0 Estimate Total: 2,397											
County: Various Route: Various Job No.: 7S3293 Length: 0.00 MPO: Y Fund Cat: Taking Care Of System Sec Cat: Thin Lift Overlay TIP #: Let With:	Pavement improvements on minor routes at various locations in the rural Southwest District.						Engineering: 0	1	1	1	40	2
							R/W: 0	0	0	0	0	0
							Construction: 0	0	0	0	0	4,592
	AC-State: 3,711 State: 926 Local: 0						FFOS: 0	0	0	0	0	0
	Awd Date: 2023 Anticipated Fed Cat: STBG						Payments: 0	0	0	0	0	0
	Future Cost: 0 Estimate Total: 4,637											

* Subject to the approval of the Transportation Improvement Program by the governing Metropolitan Planning Organization.

May-24-2018

Section 4 - 32

District Southwest

Dollars in Thousands



2019-2023 Highway and Bridge Construction Schedule

Transportation Planning

P.O. Box 270
Jefferson City, MO 65102

Construction contingency applied to construction cost in the year the project is awarded.

Three percent project growth factor compounded annually is applied to right-of-way and construction costs in program years 2, 3, 4, and 5.

No inflation is applied to the Funding From Other Sources (FFOS) or Payments.

Engineering includes PE costs, CE costs and R/W incidentals.

Construction contingency applied to construction cost in the year the project is awarded. Three percent project growth factor compounded annually is applied to right-of-way and construction costs in program years 2, 3, 4, and 5. No inflation is applied to the Funding From Other Sources (FFOS) or Payments. Engineering includes PE costs, CE costs and R/W incidentals.							STATE FISCAL YEAR PROJECT BUDGETING					
							Prior Prog.	7/2018- 6/2019	7/2019- 6/2020	7/2020- 6/2021	7/2021- 6/2022	7/2022- 6/2023
County: Various Route: Various Job No.: 7S3367 Length: 0.00 MPO: Y Fund Cat: Taking Care Of System Sec Cat: N- Ada Trans Awd Date: 2023 Anticipated Fed Cat: STBG TIP #: Let With: Future Cost: 0 Estimate Total: 4,161	Upgrade sidewalks to comply with ADA Transition Plan at various locations in the rural Southwest District.						Engineering: 0	25	25	100	152	402
							R/W: 0	0	0	0	11	0
							Construction: 0	0	0	0	0	3,446
							FFOS: 0	0	0	0	0	0
							Payments: 0	0	0	0	0	0
County: Vernon Route: IS 49 Job No.: 013005X Length: 55.94 MPO: N Fund Cat: Statewide Interstate And Major Bridge Sec Cat: Preventive Maint Awd Date: Winter 19 Anticipated Fed Cat: NHPP TIP #: Let With: Future Cost: 0 Estimate Total: 166	Job Order Contracting for pavement repair from Rte. 54 in Vernon County to I-44 in Jasper County.						Engineering: 0	16	0	0	0	0
							R/W: 0	0	0	0	0	0
							Construction: 0	150	0	0	0	0
							FFOS: 0	0	0	0	0	0
							Payments: 0	0	0	0	0	0
County: Vernon Route: IS 49 Job No.: 713363 Length: 0.04 MPO: N Fund Cat: Taking Care Of System Sec Cat: Rehab And Reconst Awd Date: 2021 Anticipated Fed Cat: NHFP TIP #: Let With: Future Cost: 0 Estimate Total: 2,308	Bridge replacement on southbound bridge over Missouri and North Arkansas Railroad. Project involves bridge A1343.						Engineering: 0	89	50	221	0	0
							R/W: 0	0	0	0	0	0
							Construction: 0	0	0	1,948	0	0
							FFOS: 0	0	0	0	0	0
							Payments: 0	0	0	0	0	0
County: Vernon Route: US 54 Job No.: 7P3132 Length: 6.44 MPO: N Fund Cat: Taking Care Of System Sec Cat: Thin Lift Overlay Awd Date: Fall 18 Anticipated Fed Cat: NHPP TIP #: Let With: Future Cost: 0 Estimate Total: 1,802	Pavement resurfacing on Austin Boulevard from Webster Street to I-49; on Loop 49 (Osage Boulevard) from I-49 to Rte. 54 (Austin Boulevard); on Rte. 54 (Centennial Boulevard) from Loop 49 (Austin Boulevard) to north of I-49 in Nevada. \$20,000 Nevada, \$80,000 STBG funds.						Engineering: 29	187	0	0	0	0
							R/W: 0	0	0	0	0	0
							Construction: 0	1,586	0	0	0	0
							FFOS: 0	100	0	0	0	0
							Payments: 0	0	0	0	0	0
County: Vernon Route: US 54 Job No.: 7P3165 Length: 4.06 MPO: N Fund Cat: Taking Care Of System Sec Cat: N- Ada Trans Awd Date: Spring 19 Anticipated Fed Cat: STBG TIP #: Let With: Future Cost: 0 Estimate Total: 3,644	Upgrade sidewalk to comply with the ADA Transition Plan at various locations on Rte. 54 from Perkins Street to Centennial Boulevard and at various locations on Loop 49 from Atlantic Avenue to Barrett Avenue. \$627,000 Statewide Transportation Alternatives funds.						Engineering: 152	1,005	0	0	0	0
							R/W: 0	2	0	0	0	0
							Construction: 0	2,485	0	0	0	0
							FFOS: 0	627	0	0	0	0
							Payments: 0	0	0	0	0	0

* Subject to the approval of the Transportation Improvement Program by the governing Metropolitan Planning Organization.

May-24-2018

Section 4 - 33

District Southwest

Dollars in Thousands



2019-2023 Highway and Bridge Construction Schedule

Transportation Planning

P.O. Box 270
Jefferson City, MO 65102

Construction contingency applied to construction cost in the year the project is awarded.

Three percent project growth factor compounded annually is applied to right-of-way and construction costs in program years 2, 3, 4, and 5.

No inflation is applied to the Funding From Other Sources (FFOS) or Payments.

Engineering includes PE costs, CE costs and R/W incidentals.

Construction contingency applied to construction cost in the year the project is awarded. Three percent project growth factor compounded annually is applied to right-of-way and construction costs in program years 2, 3, 4, and 5. No inflation is applied to the Funding From Other Sources (FFOS) or Payments. Engineering includes PE costs, CE costs and R/W incidentals.							STATE FISCAL YEAR PROJECT BUDGETING					
							Prior Prog.	7/2018- 6/2019	7/2019- 6/2020	7/2020- 6/2021	7/2021- 6/2022	7/2022- 6/2023
County: Vernon Route: US 54 Job No.: 7P3174 Length: 0.29 MPO: N Fund Cat: Taking Care Of System Sec Cat: Rehab And Reconst Awd Date: 2021 Anticipated Fed Cat: NHPP TIP #: Let With: Future Cost: 0 Estimate Total: 4,839	Bridge rehabilitation and upgrade sidewalk to comply with the ADA Transition Plan over Missouri and Northern Arkansas Railroad. Project involves bridge A1064.						Engineering: 4	2	418	500	0	0
							R/W: 0	0	2	0	0	0
							Construction: 0	0	0	3,913	0	0
							FFOS: 0	0	0	0	0	0
							Payments: 0	0	0	0	0	0
County: Vernon Route: US 54 Job No.: 7P3281 Length: 13.04 MPO: N Fund Cat: Taking Care Of System Sec Cat: Thin Lift Overlay Awd Date: 2021 Anticipated Fed Cat: NHPP TIP #: Let With: Future Cost: 0 Estimate Total: 6,619	Pavement resurfacing from Kansas State line to Webster Street in Nevada.						Engineering: 0	100	247	770	0	0
							R/W: 0	0	0	0	0	0
							Construction: 0	0	0	5,502	0	0
							FFOS: 0	0	0	0	0	0
							Payments: 0	0	0	0	0	0
County: Vernon Route: RT B Job No.: 7S3302 Length: 15.12 MPO: N Fund Cat: Taking Care Of System Sec Cat: Thin Lift Overlay Awd Date: 2021 Anticipated Fed Cat: STBG TIP #: Let With: Future Cost: 0 Estimate Total: 1,200	Pavement resurfacing from I-49 in Sheldon to Rte. 97.						Engineering: 0	2	18	102	0	0
							R/W: 0	0	0	0	0	0
							Construction: 0	0	0	1,078	0	0
							FFOS: 0	0	0	0	0	0
							Payments: 0	0	0	0	0	0
County: Vernon Route: RT BB Job No.: 7P3190J Length: 0.14 MPO: N Fund Cat: Taking Care Of System Sec Cat: Rehab And Reconst Awd Date: 2021 Anticipated Fed Cat: NHPP TIP #: Let With: Future Cost: 0 Estimate Total: 1,007	Bridge replacement over Moore Branch 3.5 miles south of Nevada. Project involves bridge R0100.						Engineering: 0	100	72	99	0	0
							R/W: 0	0	2	0	0	0
							Construction: 0	0	0	734	0	0
							FFOS: 0	0	0	0	0	0
							Payments: 0	0	0	0	0	0
County: Vernon Route: RT FF Job No.: 7P3190C Length: 0.10 MPO: N Fund Cat: Taking Care Of System Sec Cat: Rehab And Reconst Awd Date: 2021 Anticipated Fed Cat: NHPP TIP #: Let With: Future Cost: 0 Estimate Total: 1,400	Bridge rehabilitation over Drywood Creek 2.2 miles west of Rte. F. Project involves bridge A2015.						Engineering: 0	27	40	31	0	0
							R/W: 0	0	0	0	0	0
							Construction: 0	0	0	1,302	0	0
							FFOS: 0	0	0	0	0	0
							Payments: 0	0	0	0	0	0

* Subject to the approval of the Transportation Improvement Program by the governing Metropolitan Planning Organization.

May-24-2018

Section 4 - 34

District Southwest

Dollars in Thousands



2019-2023 Highway and Bridge Construction Schedule

Transportation Planning

P.O. Box 270
Jefferson City, MO 65102

Construction contingency applied to construction cost in the year the project is awarded.

Three percent project growth factor compounded annually is applied to right-of-way and construction costs in program years 2, 3, 4, and 5.

No inflation is applied to the Funding From Other Sources (FFOS) or Payments.

Engineering includes PE costs, CE costs and R/W incidentals.

Construction contingency applied to construction cost in the year the project is awarded. Three percent project growth factor compounded annually is applied to right-of-way and construction costs in program years 2, 3, 4, and 5. No inflation is applied to the Funding From Other Sources (FFOS) or Payments. Engineering includes PE costs, CE costs and R/W incidentals.							STATE FISCAL YEAR PROJECT BUDGETING						
							Prior Prog.	7/2018- 6/2019	7/2019- 6/2020	7/2020- 6/2021	7/2021- 6/2022	7/2022- 6/2023	
County: Vernon	Pavement resurfacing from Rte. 54 in Vernon County to Rte. BB in Cedar County.						Engineering:	2	4	40	0	0	0
Route: RT HH							R/W:	0	0	0	0	0	0
Job No.: 7S3221							Construction:	0	0	398	0	0	0
Length: 6.51	MPO: N							FFOS:	0	0	0	0	0
Fund Cat: Taking Care Of System	AC-State: 353	State: 89	Local: 0				Payments:	0	0	0	0	0	
Sec Cat: Thin Lift Overlay	Awd Date: Summer 19	Anticipated Fed Cat: STBG											
TIP #: Let With: 7S3180, 7P3214, 7S3241	Future Cost: 0 Estimate Total: 444												
County: Vernon	Bridge replacement over Camp Branch 2.6 miles east of Bristow. Project involves bridge N0467.						Engineering:	0	100	75	91	0	0
Route: RT K							R/W:	0	0	10	0	0	0
Job No.: 7P3190H							Construction:	0	0	0	625	0	0
Length: 0.20	MPO: N							FFOS:	0	0	0	0	0
Fund Cat: Taking Care Of System	Fed: 721	State: 180	Local: 0				Payments:	0	0	0	0	0	
Sec Cat: Rehab And Reconst	Awd Date: 2021	Anticipated Fed Cat: NHPP											
TIP #: Let With:	Future Cost: 0 Estimate Total: 901												
County: Webster	Job Order Contracting for pavement repair in Webster County.						Engineering:	0	12	0	0	0	0
Route: IS 44							R/W:	0	0	0	0	0	0
Job No.: 0I3005P							Construction:	0	100	0	0	0	0
Length: 20.80	MPO: N							FFOS:	0	0	0	0	0
Fund Cat: Statewide Interstate And Major Bridge	AC-State: 100	State: 12	Local: 0				Payments:	0	0	0	0	0	
Sec Cat: Preventive Maint	Awd Date: Winter 19	Anticipated Fed Cat: NHPP											
TIP #: Let With:	Future Cost: 0 Estimate Total: 112												
County: Webster	Bridge rehabilitation on eastbound bridge over Bowen Prairie Creek. Project involves bridge L0684.						Engineering:	3	1	1	1	35	72
Route: IS 44							R/W:	0	0	0	0	0	0
Job No.: 7I3197							Construction:	0	0	0	0	0	1,119
Length: 0.04	MPO: N							FFOS:	0	0	0	0	0
Fund Cat: Taking Care Of System	Fed: 1,105	State: 124	Local: 0				Payments:	0	0	0	0	0	
Sec Cat: Rehab And Reconst	Awd Date: 2023	Anticipated Fed Cat: NHFP											
TIP #: Let With:	Future Cost: 0 Estimate Total: 1,232												
County: Webster	Add interchange at Marshall Road 0.7 mile northeast of Marshfield and add new roadway to Rte. CC. \$5,000,000 Cost Share, \$7,400,374 Marshfield.						Engineering:	177	506	0	0	0	0
Route: IS 44							R/W:	0	510	0	0	0	0
Job No.: 8I0445							Construction:	0	11,891	0	0	0	0
Length: 0.57	MPO: N							FFOS:	0	12,401	0	0	0
Fund Cat: Flexible & Other	Fed: 5,406	State: 101	Local: 7,400				Payments:	0	0	0	0	0	
Sec Cat: System Expansion	Awd Date: Spring 19	Anticipated Fed Cat: NHPP											
TIP #: Let With:	Future Cost: 0 Estimate Total: 13,084												

* Subject to the approval of the Transportation Improvement Program by the governing Metropolitan Planning Organization.

May-24-2018

Section 4 - 35

District Southwest

Dollars in Thousands



2019-2023 Highway and Bridge Construction Schedule

Transportation Planning

P.O. Box 270
Jefferson City, MO 65102

Construction contingency applied to construction cost in the year the project is awarded.

Three percent project growth factor compounded annually is applied to right-of-way and construction costs in program years 2, 3, 4, and 5.

No inflation is applied to the Funding From Other Sources (FFOS) or Payments.

Engineering includes PE costs, CE costs and R/W incidentals.

						STATE FISCAL YEAR PROJECT BUDGETING					
						Prior Prog.	7/2018-6/2019	7/2019-6/2020	7/2020-6/2021	7/2021-6/2022	7/2022-6/2023
County: Webster	Pavement resurfacing and safety improvements at various locations from 0.6 mile west of	Engineering:	2	234	590	0	0	0			
Route: US 60	Rte. A to west of Rte. O in Wright County. \$1,038,000 Open Container funds.	R/W:	0	27	0	0	0	0			
Job No.: 7P3265		Construction:	0	0	6,796	0	0	0			
Length: 12.46	MPO: N	FFOS:	0	0	1,038	0	0	0			
Fund Cat: Taking Care Of System	Fed: 6,118 State: 1,529 Local: 0	Payments:	0	0	0	0	0	0			
Sec Cat: Thin Lift Overlay	Awd Date: Fall 19 Anticipated Fed Cat: NHPP										
TIP #: Let With:	Future Cost: 0 Estimate Total: 7,649										
County: Webster	Pavement resurfacing and safety improvements at various locations from Rte. VV in	Engineering:	2	206	550	0	0	0			
Route: US 60	Rogersville to 0.6 mile west of Rte. A. \$1,000,000 Open Container funds.	R/W:	0	24	0	0	0	0			
Job No.: 7P3272		Construction:	0	0	6,270	0	0	0			
Length: 11.59	MPO: N	FFOS:	0	0	1,000	0	0	0			
Fund Cat: Taking Care Of System	Fed: 5,640 State: 1,410 Local: 0	Payments:	0	0	0	0	0	0			
Sec Cat: Thin Lift Overlay	Awd Date: Fall 19 Anticipated Fed Cat: NHPP										
TIP #: Let With:	Future Cost: 0 Estimate Total: 7,052										
County: Webster	Add roundabout on Hubble Drive at Banning Street in Marshfield. Design and inspection	Engineering:	3	44	0	0	0	0			
Route: RT CC	by Marshfield. \$646,892 Marshfield.	R/W:	0	93	0	0	0	0			
Job No.: 7P3187H		Construction:	0	1,519	0	0	0	0			
Length: 0.14	MPO: N	FFOS:	0	647	0	0	0	0			
Fund Cat: Flexible & Other	Fed: 996 State: 13 Local: 647	Payments:	0	0	0	0	0	0			
Sec Cat: Safety	Awd Date: Spring 19 Anticipated Fed Cat: Safety										
TIP #: Let With:	Future Cost: 0 Estimate Total: 1,659										
County: Webster	Pavement resurfacing on Hubble Drive from Rifle Range Road to Rte. 38 in Marshfield.	Engineering:	14	30	0	0	0	0			
Route: RT CC		R/W:	0	0	0	0	0	0			
Job No.: 7S3348		Construction:	0	282	0	0	0	0			
Length: 2.68	MPO: N	FFOS:	0	0	0	0	0	0			
Fund Cat: Taking Care Of System	AC-State: 250 State: 62 Local: 0	Payments:	0	0	0	0	0	0			
Sec Cat: Thin Lift Overlay	Awd Date: Spring 19 Anticipated Fed Cat: STBG										
TIP #: Let With:	Future Cost: 0 Estimate Total: 326										
County: Webster	Pavement resurfacing from Rte. A to Rte. B.	Engineering:	2	13	88	0	0	0			
Route: RT KK		R/W:	0	0	0	0	0	0			
Job No.: 7S3218		Construction:	0	0	901	0	0	0			
Length: 13.71	MPO: N	FFOS:	0	0	0	0	0	0			
Fund Cat: Taking Care Of System	AC-State: 802 State: 200 Local: 0	Payments:	0	0	0	0	0	0			
Sec Cat: Thin Lift Overlay	Awd Date: Fall 19 Anticipated Fed Cat: STBG										
TIP #: Let With: 7S3217, 7S3219	Future Cost: 0 Estimate Total: 1,004										

* Subject to the approval of the Transportation Improvement Program by the governing Metropolitan Planning Organization.

May-24-2018

Section 4 - 36

District Southwest

Dollars in Thousands



2019-2023 Highway and Bridge Construction Schedule

Transportation Planning

P.O. Box 270
Jefferson City, MO 65102

Construction contingency applied to construction cost in the year the project is awarded.

Three percent project growth factor compounded annually is applied to right-of-way and construction costs in program years 2, 3, 4, and 5.

No inflation is applied to the Funding From Other Sources (FFOS) or Payments.

Engineering includes PE costs, CE costs and R/W incidentals.

Construction contingency applied to construction cost in the year the project is awarded. Three percent project growth factor compounded annually is applied to right-of-way and construction costs in program years 2, 3, 4, and 5. No inflation is applied to the Funding From Other Sources (FFOS) or Payments. Engineering includes PE costs, CE costs and R/W incidentals.										STATE FISCAL YEAR PROJECT BUDGETING						
										Prior Prog.	7/2018- 6/2019	7/2019- 6/2020	7/2020- 6/2021	7/2021- 6/2022	7/2022- 6/2023	
County: Webster	Pavement resurfacing from Rte. 60 to Forrest Brook Lane south of Diggins.									Engineering:	3	24	0	0	0	0
Route: RT NN										R/W:	0	0	0	0	0	0
Job No.: 7S3240										Construction:	0	166	0	0	0	0
Length: 1.20	MPO: N								FFOS:	0	0	0	0	0	0	
Fund Cat: Taking Care Of System			Fed: 152	State: 38	Local: 0					Payments:	0	0	0	0	0	0
Sec Cat: Thin Lift Overlay	Awd Date: Summer 18		Anticipated Fed Cat: STBG													
TIP #: Let With: 7S3146			Future Cost: 0			Estimate Total: 193										
County: Webster	Pavement resurfacing, add shoulders to Rte. OO and pullouts to Rte. C and add									Engineering:	152	193	0	0	0	0
Route: RT OO	rumblestripes on Rte. OO from Rte. B to Rte. 38, on Rte. C from Rte. 38 to Rte. 60 and on									R/W:	0	0	0	0	0	0
Job No.: 7S3146	Rte. BB from Rte. K to Rte. 14 in Douglas County.									Construction:	0	2,133	0	0	0	0
Length: 24.71	MPO: N								FFOS:	0	0	0	0	0	0	
Fund Cat: Taking Care Of System			Fed: 1,861	State: 465	Local: 0					Payments:	0	0	0	0	0	0
Sec Cat: Thin Lift Overlay	Awd Date: Summer 18		Anticipated Fed Cat: STBG													
TIP #: Let With: 7S3240			Future Cost: 0			Estimate Total: 2,478										
County: Webster	Pavement resurfacing from Rte. 60 to Rte. 14.									Engineering:	2	10	74	0	0	0
Route: RT Z										R/W:	0	0	0	0	0	0
Job No.: 7S3217										Construction:	0	0	763	0	0	0
Length: 11.86	MPO: N								FFOS:	0	0	0	0	0	0	
Fund Cat: Taking Care Of System			AC-State: 678	State: 169	Local: 0					Payments:	0	0	0	0	0	0
Sec Cat: Thin Lift Overlay	Awd Date: Fall 19		Anticipated Fed Cat: STBG													
TIP #: Let With: 7S3218, 7S3219			Future Cost: 0			Estimate Total: 849										

* Subject to the approval of the Transportation Improvement Program by the governing Metropolitan Planning Organization.

May-24-2018

Section 4 - 37

District Southwest

Dollars in Thousands



2019-2023 Highway and Bridge Construction Schedule

Transportation Planning

P.O. Box 270
Jefferson City, MO 65102

Construction contingency applied to construction cost in the year the project is awarded.
Three percent project growth factor compounded annually is applied to right-of-way and construction costs in program years 2, 3, 4, and 5.
No inflation is applied to the Funding From Other Sources (FFOS) or Payments.
Engineering includes PE costs, CE costs and R/W incidentals.

STATE FISCAL YEAR PROJECT BUDGETING						
	Prior Prog.	7/2018- 6/2019	7/2019- 6/2020	7/2020- 6/2021	7/2021- 6/2022	7/2022- 6/2023
FFOS:	0	20,873	4,359	3,259	1,245	0
Total R/W:	4,687	2,048	211	4	11	0
Total Construction:	0	119,711	85,154	88,602	36,274	14,092
Paybacks:	0	0	0	0	0	0
Sub-Total:	4,687	121,759	85,365	88,606	36,285	14,092
Total Engineering:	16,700	18,884	12,444	9,410	4,775	810
Grand Total:	21,387	140,643	97,809	98,016	41,060	14,902

	2019	2020	2021	2022	2023
State	20,762	16,355	17,943	8,203	2,851
AC-State	7,823	16,190	8,914	163	6,755
Local	9,537	1,105	0	0	0
Sub-total State	38,122	33,650	26,857	8,366	9,606
Federal					
Sub-total Federal	102,521	64,159	71,159	32,694	5,296
Grand Total	140,643	97,809	98,016	41,060	14,902

Project Count: 183

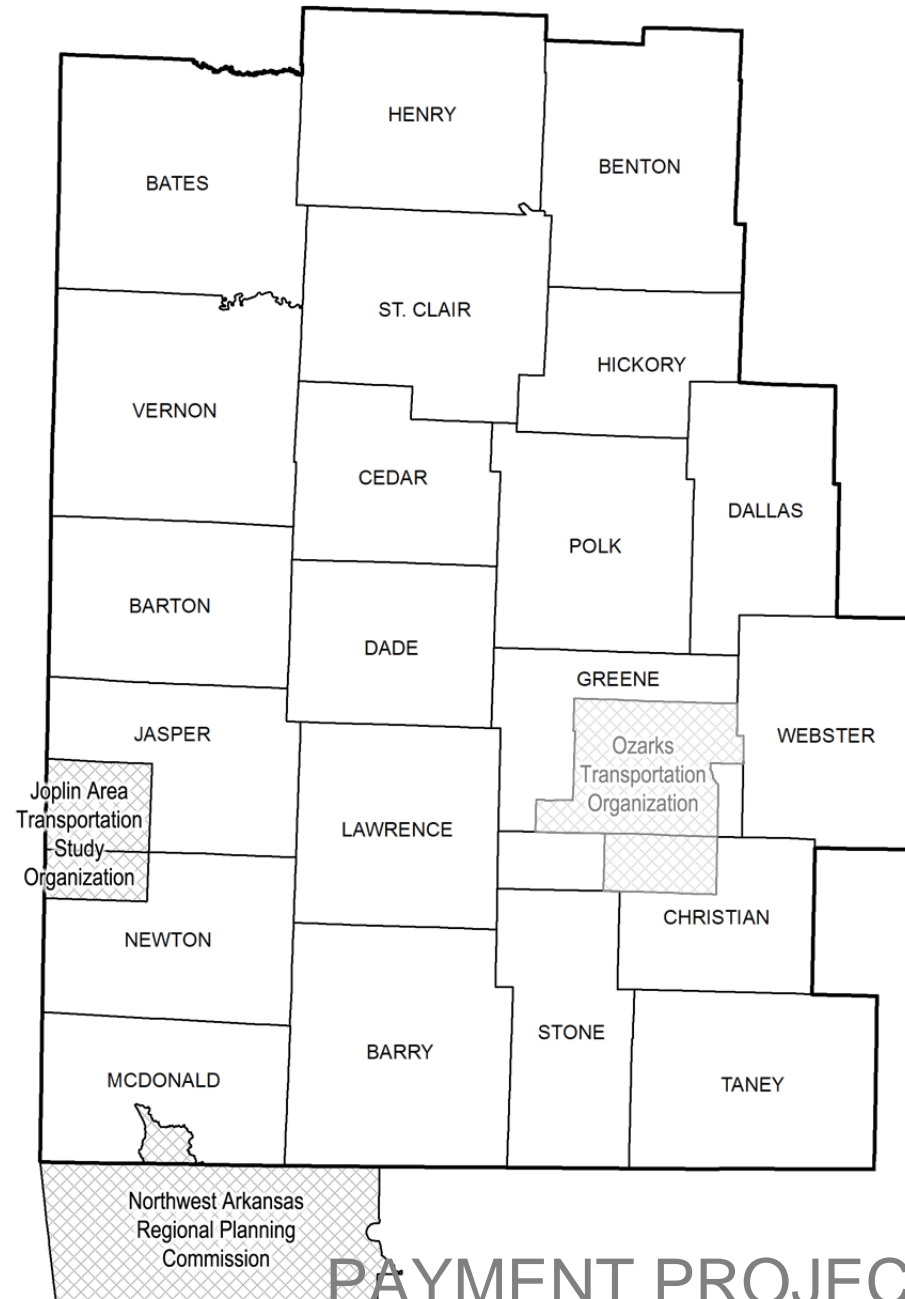
* Subject to the approval of the Transportation Improvement Program by the governing Metropolitan Planning Organization.

May-24-2018

Section 4 - 1

District Southwest

Dollars in Thousands



MoDOT's Southwest District

PAYMENT PROJECTS

(Note: The following MoDOT projects are located outside the Ozarks Transportation Organization planning area boundary.)



2019-2023 Highway and Bridge Construction Schedule

Transportation Planning

P.O. Box 270
Jefferson City, MO 65102

Construction contingency applied to construction cost in the year the project is awarded.

Three percent project growth factor compounded annually is applied to right-of-way and construction costs in program years 2, 3, 4, and 5.

No inflation is applied to the Funding From Other Sources (FFOS) or Payments.

Engineering includes PE costs, CE costs and R/W incidentals.

						STATE FISCAL YEAR PROJECT BUDGETING					
						Prior Prog.	7/2018-6/2019	7/2019-6/2020	7/2020-6/2021	7/2021-6/2022	7/2022-6/2023
County: Taney	Payment to Branson for road relinquishment of Rte. 76 from Shepherd of the Hills Expressway to Sunshine Street. \$3,470,216 over 5 years from SFY 2019 through SFY 2023.					Engineering:	0	0	0	0	0
Route: MO 76						R/W:	0	0	0	0	0
Job No.: 802373B						Construction:	0	0	0	0	0
Length: 4.34	MPO: N					FFOS:	0	0	0	0	0
Fund Cat: Taking Care Of System		Fed: 0	State: 3,470	Local: 0		Payments:	0	654	673	693	714
Sec Cat: Preventive Maint	Awd Date: N/A	Anticipated Fed Cat:	State								
TIP #: Let With:		Future Cost: 0	Estimate Total: 3,470								
County: Various	Payback beginning in SFY 2008 for Safe and Sound bridges in the rural Southwest District.					Engineering:	0	0	0	0	0
Route: Various						R/W:	59	0	0	0	0
Job No.: 5B0800W						Construction:	0	0	0	0	0
Length: 0.00	MPO: N					FFOS:	59	0	0	0	0
Fund Cat: Taking Care Of System		Fed: 0	State: 38,840	Local: 0		Payments:	35,374	7,768	7,768	7,768	7,768
Sec Cat: Rehab And Reconst	Awd Date: N/A	Anticipated Fed Cat:	State								
TIP #: Let With:		Future Cost: 75,001 - 100,000	Estimate Total: 74,273								
County: Various	On-call work zone enforcement at various locations in the rural Southwest District.					Engineering:	2	3	0	0	0
Route: Various						R/W:	0	0	0	0	0
Job No.: 713110						Construction:	0	0	0	0	0
Length: 0.00	MPO: Y					FFOS:	0	0	0	0	0
Fund Cat: Safety		Fed: 62	State: 7	Local: 0		Payments:	0	66	0	0	0
Sec Cat: Safety	Awd Date: N/A	Anticipated Fed Cat:	Safety								
TIP #: 29HS-17	Let With:	Future Cost: 0	Estimate Total: 71								
County: Various	On-call work zone enforcement at various locations in the rural Southwest District.					Engineering:	1	1	2	0	0
Route: Various						R/W:	0	0	0	0	0
Job No.: 713208						Construction:	0	0	0	0	0
Length: 0.00	MPO: Y					FFOS:	0	0	0	0	0
Fund Cat: Safety		Fed: 62	State: 7	Local: 0		Payments:	0	0	66	0	0
Sec Cat: Safety	Awd Date: N/A	Anticipated Fed Cat:	Safety								
TIP #: Let With:		Future Cost: 0	Estimate Total: 70								
County: Various	On-call work zone enforcement at various locations in the rural Southwest District.					Engineering:	0	0	0	1	0
Route: Various						R/W:	0	0	0	0	0
Job No.: 7P3373						Construction:	0	0	0	0	0
Length: 0.00	MPO: Y					FFOS:	0	0	0	0	0
Fund Cat: Safety		Fed: 60	State: 7	Local: 0		Payments:	0	0	0	66	0
Sec Cat: Safety	Awd Date: N/A	Anticipated Fed Cat:	Safety								
TIP #: Let With:		Future Cost: 0	Estimate Total: 67								

* Subject to the approval of the Transportation Improvement Program by the governing Metropolitan Planning Organization.

May-24-2018

Section 4 - 1

District Southwest

Dollars in Thousands



2019-2023 Highway and Bridge Construction Schedule

Transportation Planning

P.O. Box 270
Jefferson City, MO 65102

Construction contingency applied to construction cost in the year the project is awarded.

Three percent project growth factor compounded annually is applied to right-of-way and construction costs in program years 2, 3, 4, and 5.

No inflation is applied to the Funding From Other Sources (FFOS) or Payments.

Engineering includes PE costs, CE costs and R/W incidentals.

Construction contingency applied to construction cost in the year the project is awarded. Three percent project growth factor compounded annually is applied to right-of-way and construction costs in program years 2, 3, 4, and 5. No inflation is applied to the Funding From Other Sources (FFOS) or Payments. Engineering includes PE costs, CE costs and R/W incidentals.												STATE FISCAL YEAR PROJECT BUDGETING						
												Prior Prog.	7/2018- 6/2019	7/2019- 6/2020	7/2020- 6/2021	7/2021- 6/2022	7/2022- 6/2023	
County: Various Route: Various Job No.: 7Q3113 Length: 0.00 MPO: Y Fund Cat: Flexible & Other Sec Cat: Systems Operations TIP #: 31HS-17	Operations and management of Ozarks Traffic ITS in the rural Southwest District.											Engineering:	2	1	0	0	0	0
												R/W:	0	0	0	0	0	0
												Construction:	0	0	0	0	0	0
	Fed: 208 State: 52 Local: 0											FFOS:	0	0	0	0	0	0
	Awd Date: N/A Anticipated Fed Cat: STBG											Payments:	0	259	0	0	0	0
	Future Cost: 0 Estimate Total: 262																	
County: Various Route: Various Job No.: 7Q3209 Length: 0.00 MPO: Y Fund Cat: Flexible & Other Sec Cat: Systems Operations TIP #: 31HS-17	Operations and management of Ozarks Traffic ITS in the rural Southwest District.											Engineering:	1	1	1	0	0	0
												R/W:	0	0	0	0	0	0
												Construction:	0	0	0	0	0	0
	Fed: 209 State: 52 Local: 0											FFOS:	0	0	0	0	0	0
	Awd Date: N/A Anticipated Fed Cat: STBG											Payments:	0	0	259	0	0	0
	Future Cost: 0 Estimate Total: 262																	
County: Various Route: Various Job No.: 7Q3365 Length: 0.00 MPO: Y Fund Cat: Flexible & Other Sec Cat: Systems Operations TIP #: 31HS-17	Operations and management of Ozarks Traffic Intelligent Transportation System in the rural Southwest District.											Engineering:	0	0	0	1	0	0
												R/W:	0	0	0	0	0	0
												Construction:	0	0	0	0	0	0
	AC-State: 208 State: 52 Local: 0											FFOS:	0	0	0	0	0	0
	Awd Date: N/A Anticipated Fed Cat: STBG											Payments:	0	0	0	259	0	0
	Future Cost: 0 Estimate Total: 260																	

* Subject to the approval of the Transportation Improvement Program by the governing Metropolitan Planning Organization.

May-24-2018

Section 4 - 2

District Southwest

Dollars in Thousands



2019-2023 Highway and Bridge Construction Schedule

Transportation Planning

P.O. Box 270
Jefferson City, MO 65102

Construction contingency applied to construction cost in the year the project is awarded.
Three percent project growth factor compounded annually is applied to right-of-way and construction costs in program years 2, 3, 4, and 5.
No inflation is applied to the Funding From Other Sources (FFOS) or Payments.
Engineering includes PE costs, CE costs and R/W incidentals.

STATE FISCAL YEAR PROJECT BUDGETING						
	Prior Prog.	7/2018- 6/2019	7/2019- 6/2020	7/2020- 6/2021	7/2021- 6/2022	7/2022- 6/2023
FFOS:	59	0	0	0	0	0
Total R/W:	59	0	0	0	0	0
Total Construction:	0	0	0	0	0	0
Paybacks:	35,374	8,747	8,766	8,786	8,482	8,504
Sub-Total:	35,433	8,747	8,766	8,786	8,482	8,504
Total Engineering:	6	6	3	2	0	0
Grand Total:	35,439	8,753	8,769	8,788	8,482	8,504
		2019	2020	2021	2022	2023
State		8,481	8,500	8,520	8,482	8,504
AC-State		0	0	208	0	0
Local		0	0	0	0	0
Sub-total State		8,481	8,500	8,728	8,482	8,504
Federal						
Sub-total Federal		272	269	60	0	0
Grand Total		8,753	8,769	8,788	8,482	8,504

Project Count: 8

* Subject to the approval of the Transportation Improvement Program by the governing Metropolitan Planning Organization.

May-24-2018

Section 4 - 1

District Southwest

Dollars in Thousands



2019-2023 Highway and Bridge Construction Schedule

Transportation Planning

P.O. Box 270
Jefferson City, MO 65102

Construction contingency applied to construction cost in the year the project is awarded.
Three percent project growth factor compounded annually is applied to right-of-way and construction costs in program years 2, 3, 4, and 5.
No inflation is applied to the Funding From Other Sources (FFOS) or Payments.
Engineering includes PE costs, CE costs and R/W incidentals.

Southwest NON TMA Total

STATE FISCAL YEAR PROJECT BUDGETING						
	Prior Prog.	7/2018- 6/2019	7/2019- 6/2020	7/2020- 6/2021	7/2021- 6/2022	7/2022- 6/2023
FFOS:	59	20,873	4,359	3,259	1,245	0
Total R/W:	4,746	2,048	211	4	11	0
Total Construction:	0	119,711	85,154	88,602	36,274	14,092
Paybacks:	35,374	8,747	8,766	8,786	8,482	8,504
Sub-Total:	40,120	130,506	94,131	97,392	44,767	22,596
Total Engineering:	16,706	18,890	12,447	9,412	4,775	810
Grand Total:	56,826	149,396	106,578	106,804	49,542	23,406
		2019	2020	2021	2022	2023
State		29,243	24,855	26,463	16,685	11,355
AC-State		7,823	16,190	9,122	163	6,755
Local		9,537	1,105	0	0	0
Sub-total State		46,603	42,150	35,585	16,848	18,110
Federal						
Sub-total Federal		102,793	64,428	71,219	32,694	5,296
Grand Total		149,396	106,578	106,804	49,542	23,406

Project Count: 191

* Subject to the approval of the Transportation Improvement Program by the governing Metropolitan Planning Organization.

May-24-2018

Section 4 - 1

District Southwest

Dollars in Thousands

District Program Summary
Southwest (Rural)
(Dollars in Millions)

Amounts include construction and right of way, excludes engineering.

State Fiscal Year	2019	2020	2021	2022	2023
Statewide Interstate And Major Bridge - Available					
Statewide Interstate And Major Bridge - FFOS	0.000	0.000	0.000	0.000	0.000
Statewide Interstate And Major Bridge - Fund Transfers	0.550	2.758	0.000	0.000	0.000
Statewide Interstate And Major Bridge - Carryover	-4.153	0.000	0.000	0.000	0.000
Award and Completed Project Adjustments	0.000	0.000	0.000	0.000	0.000
Statewide Interstate And Major Bridge - Total Available	-3.603	2.758	0.000	0.000	0.000
Statewide Interstate And Major Bridge - Programmed	0.550	2.841	0.000	0.000	0.000
Safety - Available	2.725	2.749	4.000	3.953	3.942
Safety - FFOS	1.615	0.000	0.000	0.000	0.000
Safety - Fund Transfers	-1.104	-3.956	-3.038	-3.618	0.000
Safety - Carryover	-1.528	0.000	0.000	0.000	0.000
Award and Completed Project Adjustments	0.388	0.020	0.521	0.409	0.000
Safety - Total Available	2.096	-1.187	1.483	0.744	3.942
Safety - Programmed	1.681	0.066	0.311	0.000	0.000
Taking Care Of System - Available	32.151	33.158	32.893	32.511	32.415
Taking Care Of System - FFOS	1.413	3.254	3.259	1.245	0.000
Taking Care Of System - Fund Transfers	61.848	60.866	53.150	5.700	0.397
Taking Care Of System - Carryover	6.198	0.000	0.000	0.000	0.000
Award and Completed Project Adjustments	6.986	-1.937	2.954	0.397	0.000
Taking Care Of System - Total Available	108.596	95.341	92.256	39.853	32.812
Taking Care Of System - Programmed	106.806	88.899	95.444	24.622	22.596
Flexible & Other - Available					
Flexible & Other - FFOS	17.845	1.105	0.000	0.000	0.000
Flexible & Other - Fund Transfers	3.842	0.755	0.259	0.000	0.000
Flexible & Other - Carryover	-3.518	0.000	0.000	0.000	0.000
Award and Completed Project Adjustments	0.000	0.000	0.000	0.000	0.000
Flexible & Other - Total Available	18.169	1.860	0.259	0.000	0.000
Flexible & Other - Programmed	21.469	1.908	0.259	0.000	0.000
Statewide Safety - Available					
Statewide Safety - FFOS	0.000	0.000	0.000	0.000	0.000
Statewide Safety - Fund Transfers	0.000	0.405	1.296	0.000	0.000
Statewide Safety - Carryover	0.000	0.000	0.000	0.000	0.000
Award and Completed Project Adjustments	0.000	0.000	0.000	0.000	0.000
Statewide Safety - Total Available	0.000	0.405	1.296	0.000	0.000
Statewide Safety - Programmed	0.000	0.417	1.375	0.000	0.000
Statewide Major Projects & Emerging Needs - Available					
Statewide Major Projects & Emerging Needs - FFOS	0.000	0.000	0.000	0.000	0.000
Statewide Major Projects & Emerging Needs - Fund Transfers	0.000	0.000	0.000	0.000	0.000
Statewide Major Projects & Emerging Needs - Carryover	8.440	0.000	0.000	0.000	0.000
Award and Completed Project Adjustments	0.000	0.000	0.000	0.000	0.000
Statewide Major Projects & Emerging Needs - Total Available	8.440	0.000	0.000	0.000	0.000
Statewide Major Projects & Emerging Needs - Programmed	0.000	0.000	0.000	0.000	0.000
Statewide Amendment 3 - Available					
Statewide Amendment 3 - FFOS	0.000	0.000	0.000	0.000	0.000
Statewide Amendment 3 - Fund Transfers	0.000	0.000	0.000	18.437	0.000
Statewide Amendment 3 - Carryover	-4.940	0.000	0.000	0.000	0.000
Award and Completed Project Adjustments	0.000	0.000	0.000	0.000	0.000
Statewide Amendment 3 - Total Available	-4.940	0.000	0.000	18.437	0.000
Statewide Amendment 3 - Programmed	0.000	0.000	0.000	20.147	0.000

*Note: Three percent inflation compounded annually applied to program years 2020 - 2023
Two percent construction contingency applied to construction.*

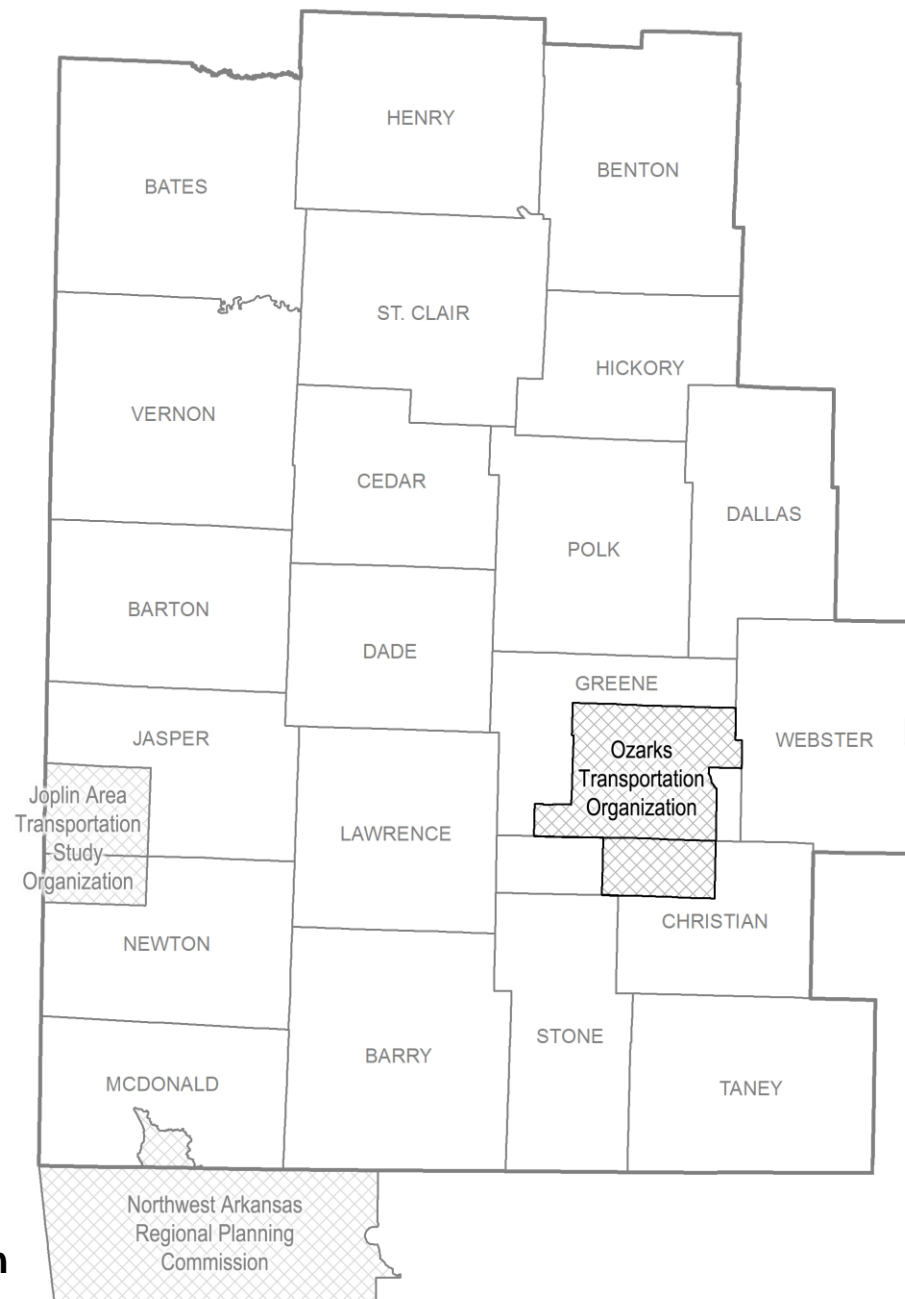
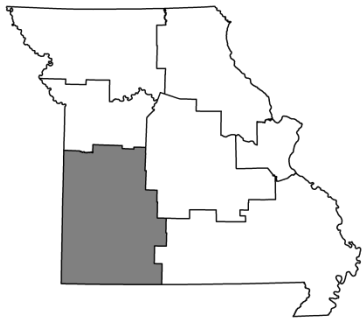
District Program Summary**Southwest (Rural)**

(Dollars in Millions)

Amounts include construction and right of way, excludes engineering.

Total Categorized Funding Available by SFY	128.758	99.177	95.294	59.034	36.754
Total Flexible Funds Available	-0.584	1.980	11.512	31.101	43.178
Adjustments	7.374	-1.917	3.475	0.806	0.000
Carryovers	0.499				
Total Available by SFY	128.174	101.157	106.806	90.135	79.932
Total Programmed by SFY	130.506	94.131	97.389	44.769	22.596

*Note: Three percent inflation compounded annually applied to program years 2020 - 2023
Two percent construction contingency applied to construction.*



**MoDOT's Southwest District
TMA: Ozarks Transportation Organization**

(Note: The following MoDOT projects are located inside the Ozarks Transportation Organization planning area boundary.)

PROJECT DESCRIPTION KEY

2019-2023 Highway and Bridge Construction Schedule

Construction contingency applied to construction cost in the year the project is awarded.

Three percent project growth factor compounded annually is applied to right-of-way and construction in program years 2, 3, 4, and 5.

No inflation is applied to the Funding From Other Sources (FFOS) or Payments.

Engineering includes PE costs, CE costs, and R/W incidentals.

						STATE FISCAL YEAR PROJECT BUDGETING					
						Prior Prog.	7/2018 6/2019	7/2019 6/2020	7/2020 6/2021	7/2021 6/2022	7/2022 6/2023
County:	XX	Engineering:	99	9	0	0	0	0	0	0	0
Route:	XX	R/W:	0	0	99	0	0	0	0	0	0
Job No.:		Construction:	0	0	0	999	0	0	0	0	0
Length:											
Fund Cat:	MPO: Fed: State: Local:										
Sec Cat:	Award Date Anticipated Fed Cat:	FFOS:	0	0	0	99	0	0	0	0	0
TIP#:	Let With: Future Cost: Estimate Total:	Payments:	0	99	0	0	0	0	0	0	0

Anticipated Federal
Funding Category^

Estimated cost range beyond 2023.

Date project is to be awarded to begin
construction (Season and calendar year
for 2018 & 2019. SFY only beyond 2019).

Projects let in combination.

Metropolitan Planning Organization (Y/N).

Project description and location.

County location of project.

Route location of project.

Project number used to track
project costs.

Total length in 1/100 miles.

Primary Funding Category.*

Secondary Funding Category.**

Transportation Improvement Program
number (MPO projects only).

Total project cost estimate.

Federal, Advanced CN-State,
State and Local share of project
costs.

Dollars programmed
in previous STIPs.

Dollars funded
from other
sources.

Dollars for construction,
utilities and
contingency.

Dollars for right-of-way
(land acquisition).

Dollars to be paid back for
accelerating the project or
payments to others.

Dollars for engineering that include
preliminary engineering, construction
engineering and right-of-way incidentals.

*Primary Funding Category:

Take Care of System
Statewide Interstate & Major Bridge
Safety
Statewide Safety
Flexible & Other
Amendment 3

**Secondary Funding Category:

Enhancements
Low Type Resurfacing
N - Ada Trans (ADA Transition Plan)
Preventive Maint (Preventive Maintenance)
Regional
Rehab And Reconst (Rehabilitation and Reconstruction)
Routine Maintenance
Safety
Systems Operations
Thin Lift Overlay
Urban Safety

^Anticipated Federal Funding Category:

CMAQ - Congestion Mitigation and Air Quality.

* Usually 80% Federal & 20% State funds.

Earmark - usually 80% Federal & 20% State funds.

NHFP - National Highway Freight Program.

* Usually 80% Federal & 20% State funds.

NHPP - National Highway Performance Program.

* Usually 80% Federal & 20% State funds.

* Sometimes 90% Federal & 10% State funds.

Safety - usually 90% Federal & 10% State funds.

State - No federal funds, state only funded.

STBG - Surface Transportation Block Grant program.

* Usually 80% Federal & 20% State funds.

(All Costs in Thousands)



2019-2023 Highway and Bridge Construction Schedule

Transportation Planning

P.O. Box 270
Jefferson City, MO 65102

Construction contingency applied to construction cost in the year the project is awarded.

Three percent project growth factor compounded annually is applied to right-of-way and construction costs in program years 2, 3, 4, and 5.

No inflation is applied to the Funding From Other Sources (FFOS) or Payments.

Engineering includes PE costs, CE costs and R/W incidentals.

Construction contingency applied to construction cost in the year the project is awarded. Three percent project growth factor compounded annually is applied to right-of-way and construction costs in program years 2, 3, 4, and 5. No inflation is applied to the Funding From Other Sources (FFOS) or Payments. Engineering includes PE costs, CE costs and R/W incidentals.							STATE FISCAL YEAR PROJECT BUDGETING					
							Prior Prog.	7/2018-	7/2019-	7/2020-	7/2021-	7/2022-
								6/2019	6/2020	6/2021	6/2022	6/2023
County: Christian Route: MO 14 Job No.: 8P0588H Length: 1.44 MPO: Y Fund Cat: Flexible & Other												

* Subject to the approval of the Transportation Improvement Program by the governing Metropolitan Planning Organization.

May-24-2018

Section 4 - 1

District Southwest

TMA

Dollars in Thousands



2019-2023 Highway and Bridge Construction Schedule

Transportation Planning

P.O. Box 270
Jefferson City, MO 65102

Construction contingency applied to construction cost in the year the project is awarded.

Three percent project growth factor compounded annually is applied to right-of-way and construction costs in program years 2, 3, 4, and 5.

No inflation is applied to the Funding From Other Sources (FFOS) or Payments.

Engineering includes PE costs, CE costs and R/W incidentals.

Construction contingency applied to construction cost in the year the project is awarded. Three percent project growth factor compounded annually is applied to right-of-way and construction costs in program years 2, 3, 4, and 5. No inflation is applied to the Funding From Other Sources (FFOS) or Payments. Engineering includes PE costs, CE costs and R/W incidentals.												STATE FISCAL YEAR PROJECT BUDGETING					
												Prior Prog.	7/2018-	7/2019-	7/2020-	7/2021-	7/2022-
													6/2019	6/2020	6/2021	6/2022	6/2023
County: Christian Route: MO 14 Job No.: 8P3096 Length: 0.63 MPO: Y Fund Cat: Flexible & Other Sec Cat: Regional TIP #: OK1701	Add lanes, sidewalk and pedestrian signal on Jackson Street from 16th Street to 0.1 mile west of Rte. NN in Ozark. \$835,000 Open Container Funds.					Fed: 3,518 State: 880 Local: 0	Engineering: 197 R/W: 25 Construction: 0 FFOS: 0 Payments: 0	374 0 0 0 0	565 0 3,459 835 0	0 0 0 0 0	0 0 0 0 0						
County: Christian Route: MO 14 Job No.: 8P3104 Length: 1.18 MPO: Y Fund Cat: Flexible & Other Sec Cat: System Expansion TIP #: EN1708-17A	Add sidewalks and other pedestrian features on Mount Vernon Street from Cedar Heights Drive to Ellen Avenue in Nixa. \$272,000 Nixa.					Fed: 179 State: 17 Local: 272	Engineering: 76 R/W: 0 Construction: 0 FFOS: 0 Payments: 0	85 0 383 272 0	0 0 0 0 0	0 0 0 0 0	0 0 0 0 0						
County: Christian Route: MO 14 Job No.: 8P3115 Length: 5.04 MPO: Y Fund Cat: Taking Care Of System Sec Cat: Thin Lift Overlay TIP #: NX1901-19	Pavement resurfacing from Tiffany Boulevard near Nixa to 32nd Road in Ozark, from McCracken Road to Hartley Street in Ozark, and from 6th Avenue to Rte. W in Ozark.					Fed: 871 State: 217 Local: 0	Engineering: 0 R/W: 0 Construction: 0 FFOS: 0 Payments: 0	2 0 0 0 0	14 0 0 0 0	93 0 979 0 0	0 0 0 0 0						
County: Christian Route: US 160 Job No.: 8P3051D Length: 3.19 MPO: Y Fund Cat: Taking Care Of System Sec Cat: Thin Lift Overlay TIP #: CC1801	Pavement resurfacing from south of South Street in Nixa to 0.4 mile north of Finley Creek, and add turn lane at Rosedale Road.					Fed: 880 State: 220 Local: 0	Engineering: 24 R/W: 0 Construction: 0 FFOS: 0 Payments: 0	100 0 1,000 0 0	0 0 0 0 0	0 0 0 0 0	0 0 0 0 0						
County: Christian Route: US 160 Job No.: 8P3051E Length: 0.34 MPO: Y Fund Cat: Taking Care Of System Sec Cat: Thin Lift Overlay TIP #: NX1902-19	Pavement resurfacing from Rte. 14 to south of South Street in Nixa.					Fed: 69 State: 17 Local: 0	Engineering: 0 R/W: 0 Construction: 0 FFOS: 0 Payments: 0	8 0 0 0 0	12 0 66 0 0	0 0 0 0 0	0 0 0 0 0						

* Subject to the approval of the Transportation Improvement Program by the governing Metropolitan Planning Organization.

May-24-2018

Section 4 - 2

District Southwest

TMA

Dollars in Thousands



2019-2023 Highway and Bridge Construction Schedule

Transportation Planning

P.O. Box 270
Jefferson City, MO 65102

Construction contingency applied to construction cost in the year the project is awarded.

Three percent project growth factor compounded annually is applied to right-of-way and construction costs in program years 2, 3, 4, and 5.

No inflation is applied to the Funding From Other Sources (FFOS) or Payments.

Engineering includes PE costs, CE costs and R/W incidentals.

Construction contingency applied to construction cost in the year the project is awarded. Three percent project growth factor compounded annually is applied to right-of-way and construction costs in program years 2, 3, 4, and 5. No inflation is applied to the Funding From Other Sources (FFOS) or Payments. Engineering includes PE costs, CE costs and R/W incidentals.							STATE FISCAL YEAR PROJECT BUDGETING					
							Prior Prog.	7/2018- 6/2019	7/2019- 6/2020	7/2020- 6/2021	7/2021- 6/2022	7/2022- 6/2023
County: Christian Route: US 160 Job No.: 8P3087B Length: 0.24 MPO: Y Fund Cat: Flexible & Other												

* Subject to the approval of the Transportation Improvement Program by the governing Metropolitan Planning Organization.

May-24-2018

Section 4 - 3

District Southwest

TMA

Dollars in Thousands



2019-2023 Highway and Bridge Construction Schedule

Transportation Planning

P.O. Box 270
Jefferson City, MO 65102

Construction contingency applied to construction cost in the year the project is awarded.

Three percent project growth factor compounded annually is applied to right-of-way and construction costs in program years 2, 3, 4, and 5.

No inflation is applied to the Funding From Other Sources (FFOS) or Payments.

Engineering includes PE costs, CE costs and R/W incidentals.

Construction contingency applied to construction cost in the year the project is awarded. Three percent project growth factor compounded annually is applied to right-of-way and construction costs in program years 2, 3, 4, and 5. No inflation is applied to the Funding From Other Sources (FFOS) or Payments. Engineering includes PE costs, CE costs and R/W incidentals.							STATE FISCAL YEAR PROJECT BUDGETING						
							Prior Prog.	7/2018- 6/2019	7/2019- 6/2020	7/2020- 6/2021	7/2021- 6/2022	7/2022- 6/2023	
County:	Christian	Add lanes from Foxwood Drive to west of Rte. 160. Design by Nixa. \$363,660 Nixa.					Engineering:	0	50	0	0	0	0
Route:	CST NORTHVIEW						R/W:	0	0	0	0	0	0
Job No.:	RD						Construction:	0	314	0	0	0	0
Length:	0.12	MPO: Y					FFOS:	0	314	0	0	0	0
Fund Cat:	Flexible & Other			Fed:	0	State:	50	Local:	314				
Sec Cat:	Regional	Awd Date:	Spring 19	Anticipated Fed Cat:	State		Payments:	0	0	0	0	0	0
TIP #:	NX1802-18	Let With:	8P3088B, 8P3051C, 8P3091B	Future Cost:	0	Estimate Total:	364						
County:	Greene	Upgrade signals on Kansas Expressway at Sunset Street and Walnut Lawn Street in Springfield.					Engineering:	40	2	7	10	91	0
Route:	MO 13						R/W:	0	0	0	0	0	0
Job No.:	8P2390						Construction:	0	0	0	0	449	0
Length:	0.40	MPO: Y					FFOS:	0	0	0	0	0	0
Fund Cat:	Taking Care Of System			Fed:	448	State:	111	Local:	0				
Sec Cat:	Systems Operations	Awd Date:	2022	Anticipated Fed Cat:	NHPP		Payments:	0	0	0	0	0	0
TIP #:	SP1401	Let With:				Future Cost:	0	Estimate Total:	599				
County:	Greene	Pavement resurfacing from Rte. WW in Greene County to 0.1 mile north of Norton Road in Springfield.					Engineering:	0	2	37	208	0	0
Route:	MO 13						R/W:	0	0	0	0	0	0
Job No.:	8P3118						Construction:	0	0	0	2,133	0	0
Length:	5.81	MPO: Y					FFOS:	0	0	0	0	0	0
Fund Cat:	Taking Care Of System			Fed:	1,905	State:	475	Local:	0				
Sec Cat:	Thin Lift Overlay	Awd Date:	2021	Anticipated Fed Cat:	NHPP		Payments:	0	0	0	0	0	0
TIP #:	GR1903-19	Let With:				Future Cost:	0	Estimate Total:	2,380				
County:	Greene	Add lanes for four-lane expressway from 0.3 mile west of County Road 94 to 0.4 mile west of I-44, and construct J-turn at Westgate Avenue.					Engineering:	840	708	0	0	0	0
Route:	US 160						R/W:	0	135	0	0	0	0
Job No.:	8P0601B						Construction:	0	8,617	0	0	0	0
Length:	3.44	MPO: Y					FFOS:	0	0	0	0	0	0
Fund Cat:	Flexible & Other			Fed:	7,568	State:	1,892	Local:	0				
Sec Cat:	System Expansion	Awd Date:	Spring 19	Anticipated Fed Cat:	STBG		Payments:	0	0	0	0	0	0
TIP #:	GR1701	Let With:	8P3150, 8P0601C	Future Cost:	0	Estimate Total:	10,300						
County:	Greene	Pavement resurfacing and add roundabouts from 0.3 mile west of Rte. AB to County Road 94 in Willard; and add lanes for four-lane expressway from Jackson Street to County Road 94.					Engineering:	636	656	0	0	0	0
Route:	US 160						R/W:	0	156	0	0	0	0
Job No.:	8P0601C						Construction:	0	7,144	0	0	0	0
Length:	3.01	MPO: Y					FFOS:	0	0	0	0	0	0
Fund Cat:	Flexible & Other			Fed:	6,365	State:	1,591	Local:	0				
Sec Cat:	System Expansion	Awd Date:	Spring 19	Anticipated Fed Cat:	STBG		Payments:	0	0	0	0	0	0
TIP #:	WI1801-18	Let With:	8P3150, 8P0601B	Future Cost:	0	Estimate Total:	8,592						

* Subject to the approval of the Transportation Improvement Program by the governing Metropolitan Planning Organization.

May-24-2018

Section 4 - 4

District Southwest

TMA

Dollars in Thousands



2019-2023 Highway and Bridge Construction Schedule

Transportation Planning

P.O. Box 270
Jefferson City, MO 65102

Construction contingency applied to construction cost in the year the project is awarded.

Three percent project growth factor compounded annually is applied to right-of-way and construction costs in program years 2, 3, 4, and 5.

No inflation is applied to the Funding From Other Sources (FFOS) or Payments.

Engineering includes PE costs, CE costs and R/W incidentals.

						STATE FISCAL YEAR PROJECT BUDGETING					
						Prior Prog.	7/2018-6/2019	7/2019-6/2020	7/2020-6/2021	7/2021-6/2022	7/2022-6/2023
County:	Greene	Pavement resurfacing and upgrade guardrail from north of Plainview Road to north of Rte. 14 in Nixa. Modify turn lane configuration at Aldersgate Drive, Wasson Drive and Bentwater Drive.				Engineering:	88	635	0	0	0
Route:	US 160					R/W:	0	46	0	0	0
Job No.:	8P3051C					Construction:	0	3,905	0	0	0
Length:	5.04	MPO:	Y			FFOS:	0	0	0	0	0
Fund Cat:	Taking Care Of System	Fed:	3,668	State:	918	Local:	0				
Sec Cat:	Thin Lift Overlay	Awd Date:	Spring 19	Anticipated Fed Cat:	NHPP	Payments:	0	0	0	0	0
TIP #:	NX1705	Let With:	803141, 8P3088B, 8P3091B	Future Cost:	0	Estimate Total:	4,674				
County:	Greene	Add J-turn at County Road 157 and add turn lanes at County Road 192.				Engineering:	198	429	0	0	0
Route:	US 160					R/W:	0	5	0	0	0
Job No.:	8P3091B					Construction:	0	1,876	0	0	0
Length:	0.98	MPO:	Y			FFOS:	0	0	0	0	0
Fund Cat:	Safety	Fed:	2,079	State:	231	Local:	0				
Sec Cat:	Safety	Awd Date:	Spring 19	Anticipated Fed Cat:	Safety	Payments:	0	0	0	0	0
TIP #:	SP1807-18	Let With:	803141, 8P3088B, 8P3051C	Future Cost:	0	Estimate Total:	2,508				
County:	Greene	Bridge rehabilitation over the Frisco Highline Trail near Willard. Project involves bridge A3543.				Engineering:	0	94	0	0	0
Route:	US 160					R/W:	0	0	0	0	0
Job No.:	8P3150					Construction:	0	368	0	0	0
Length:	0.04	MPO:	Y			FFOS:	0	0	0	0	0
Fund Cat:	Taking Care Of System	Fed:	369	State:	93	Local:	0				
Sec Cat:	Rehab And Reconst	Awd Date:	Spring 19	Anticipated Fed Cat:	NHPP	Payments:	0	0	0	0	0
TIP #:	GR1904-19	Let With:	8P0601B, 8P0601C	Future Cost:	0	Estimate Total:	462				
County:	Greene	Pavement resurfacing from Rte. 360 to Rte. 13 (Kansas Expressway) in Springfield. Project involves bridge H0945.				Engineering:	2	25	167	0	0
Route:	MO 413					R/W:	0	0	0	0	0
Job No.:	8S3114					Construction:	0	0	1,705	0	0
Length:	4.86	MPO:	Y			FFOS:	0	0	0	0	0
Fund Cat:	Taking Care Of System	Fed:	1,518	State:	379	Local:	0				
Sec Cat:	Thin Lift Overlay	Awd Date:	Fall 19	Anticipated Fed Cat:	NHPP	Payments:	0	0	0	0	0
TIP #:	SP1809-18	Let With:	8S3121, 8P3113, 8P3127	Future Cost:	0	Estimate Total:	1,899				
County:	Greene	Job Order Contracting for pavement repair in the Ozarks Transportation Organization area.				Engineering:	0	19	0	0	0
Route:	IS 44					R/W:	0	0	0	0	0
Job No.:	0I30050					Construction:	0	200	0	0	0
Length:	21.85	MPO:	Y			FFOS:	0	0	0	0	0
Fund Cat:	Statewide Interstate And Major Bridge	AC-State:	197	State:	22	Local:	0				
Sec Cat:	Preventive Maint	Awd Date:	Winter 19	Anticipated Fed Cat:	NHPP	Payments:	0	0	0	0	0
TIP #:	MO1902-19	Let With:		Future Cost:	0	Estimate Total:	219				

* Subject to the approval of the Transportation Improvement Program by the governing Metropolitan Planning Organization.

May-24-2018

Section 4 - 5

District Southwest

TMA

Dollars in Thousands



2019-2023 Highway and Bridge Construction Schedule

Transportation Planning

P.O. Box 270
Jefferson City, MO 65102

Construction contingency applied to construction cost in the year the project is awarded.

Three percent project growth factor compounded annually is applied to right-of-way and construction costs in program years 2, 3, 4, and 5.

No inflation is applied to the Funding From Other Sources (FFOS) or Payments.

Engineering includes PE costs, CE costs and R/W incidentals.

Construction contingency applied to construction cost in the year the project is awarded. Three percent project growth factor compounded annually is applied to right-of-way and construction costs in program years 2, 3, 4, and 5. No inflation is applied to the Funding From Other Sources (FFOS) or Payments. Engineering includes PE costs, CE costs and R/W incidentals.												STATE FISCAL YEAR PROJECT BUDGETING					
												Prior Prog.	7/2018- 6/2019	7/2019- 6/2020	7/2020- 6/2021	7/2021- 6/2022	7/2022- 6/2023
County: Greene Route: IS 44 Job No.: 8I3120 Length: 2.71 MPO: Y Fund Cat: Taking Care Of System Sec Cat: Thin Lift Overlay Awd Date: Fall 19 Anticipated Fed Cat: NHPP TIP #: GR1904-19 Let With: 7I3201 Future Cost: 0 Estimate Total: 1,699	Engineering:	2	25	145	0	0	0										
	R/W:	0	0	0	0	0	0										
	Construction:	0	0	1,527	0	0	0										
	FFOS:	0	0	0	0	0	0										
	Payments:	0	0	0	0	0	0										
County: Greene Route: IS 44 Job No.: 8I3147 Length: 0.75 MPO: Y Fund Cat: Taking Care Of System Sec Cat: Rehab And Reconst Awd Date: 2021 Anticipated Fed Cat: NHPP TIP #: GR1905-19 Let With: Future Cost: 0 Estimate Total: 3,235	Engineering:	0	25	25	279	0	0										
	R/W:	0	0	0	0	0	0										
	Construction:	0	0	0	2,906	0	0										
	FFOS:	0	0	0	0	0	0										
	Payments:	0	0	0	0	0	0										
County: Greene Route: LP 44 Job No.: 8P3050B Length: 2.31 MPO: Y Fund Cat: Taking Care Of System Sec Cat: Thin Lift Overlay Awd Date: 2021 Anticipated Fed Cat: NHPP TIP #: SP1710 Let With: 8P3050C Future Cost: 0 Estimate Total: 855	Engineering:	4	2	4	73	0	0										
	R/W:	0	0	0	0	0	0										
	Construction:	0	0	0	772	0	0										
	FFOS:	0	0	0	0	0	0										
	Payments:	0	0	0	0	0	0										
County: Greene Route: LP 44 Job No.: 8P3139 Length: 5.02 MPO: Y Fund Cat: Taking Care Of System Sec Cat: N- Ada Trans Awd Date: 2021 Anticipated Fed Cat: STBG TIP #: EN1802-18 Let With: 8S3149 Future Cost: 0 Estimate Total: 1,983	Engineering:	10	30	301	274	0	0										
	R/W:	0	0	38	0	0	0										
	Construction:	0	0	0	1,330	0	0										
	FFOS:	0	0	0	0	0	0										
	Payments:	0	0	0	0	0	0										
County: Greene Route: LP 44 Job No.: 8S3110 Length: 0.07 MPO: Y Fund Cat: Taking Care Of System Sec Cat: Rehab And Reconst Awd Date: Spring 19 Anticipated Fed Cat: NHPP TIP #: SP1803-18 Let With: Future Cost: 0 Estimate Total: 1,345	Engineering:	2	261	0	0	0	0										
	R/W:	0	0	0	0	0	0										
	Construction:	0	1,082	0	0	0	0										
	FFOS:	0	0	0	0	0	0										
	Payments:	0	0	0	0	0	0										

* Subject to the approval of the Transportation Improvement Program by the governing Metropolitan Planning Organization.

May-24-2018

Section 4 - 6

District Southwest

TMA

Dollars in Thousands



2019-2023 Highway and Bridge Construction Schedule

Transportation Planning

P.O. Box 270
Jefferson City, MO 65102

Construction contingency applied to construction cost in the year the project is awarded.

Three percent project growth factor compounded annually is applied to right-of-way and construction costs in program years 2, 3, 4, and 5.

No inflation is applied to the Funding From Other Sources (FFOS) or Payments.

Engineering includes PE costs, CE costs and R/W incidentals.

Construction contingency applied to construction cost in the year the project is awarded. Three percent project growth factor compounded annually is applied to right-of-way and construction costs in program years 2, 3, 4, and 5. No inflation is applied to the Funding From Other Sources (FFOS) or Payments. Engineering includes PE costs, CE costs and R/W incidentals.													STATE FISCAL YEAR PROJECT BUDGETING					
													Prior Prog.	7/2018-	7/2019-	7/2020-	7/2021-	7/2022-
														6/2019	6/2020	6/2021	6/2022	6/2023
County: Greene Route: LP 44 Job No.: 8S3155 Length: 0.29 MPO: Y Fund Cat: Taking Care Of System Sec Cat: Rehab And Reconst Awd Date: 2021 Anticipated Fed Cat: NHPP TIP #: GR1906-19 Let With: Future Cost: 0 Estimate Total: 1,838	Rebuild pavement on Chestnut Expressway from I-44 to east of Haseltine Road.					Engineering:	0	2	111	174	0	0						
						R/W:	0	0	0	0	0	0						
						Construction:	0	0	0	1,551	0	0						
						FFOS:	0	0	0	0	0	0						
						Payments:	0	0	0	0	0	0						
County: Greene Route: US 60 Job No.: 8P0683E Length: 0.88 MPO: Y Fund Cat: Safety Sec Cat: Safety Awd Date: 2022 Anticipated Fed Cat: NHPP TIP #: RG0901 Let With: Future Cost: 0 Estimate Total: 15,773	Interchange improvements at Route 125 in Rogersville. \$3,070,000 Open Container funds. 50% funding from rural Southwest District.					Engineering:	393	100	500	610	680	0						
						R/W:	0	0	0	117	0	0						
						Construction:	0	0	0	0	13,373	0						
						FFOS:	0	0	0	0	3,070	0						
						Payments:	0	0	0	0	0	0						
County: Greene Route: US 60 Job No.: 8P3032B Length: 2.24 MPO: Y Fund Cat: Flexible & Other Sec Cat: System Expansion Awd Date: 2020 Anticipated Fed Cat: NHPP TIP #: SP1902-19 Let With: 8P3122	Operational and safety improvements on James River Freeway from 0.5 mile west of Bus. Rte. 65 (Glenstone Avenue/Republic Road) to Rte. 65 in Springfield. \$995,000 Open Container Funds.					Engineering:	0	1,400	760	0	0	0						
						R/W:	0	0	0	0	0	0						
						Construction:	0	0	15,208	0	0	0						
						FFOS:	0	0	995	0	0	0						
						Payments:	0	0	0	0	0	0						
County: Greene Route: US 60 Job No.: 8P3113 Length: 4.17 MPO: Y Fund Cat: Taking Care Of System Sec Cat: Thin Lift Overlay Awd Date: Fall 19 Anticipated Fed Cat: NHPP TIP #: RP1802-18 Let With: 8S3121, 8S3114, 8P3127	Pavement resurfacing from Rte. 174 in Republic to Rte. 413.					Engineering:	2	28	180	0	0	0						
						R/W:	0	0	0	0	0	0						
						Construction:	0	0	1,839	0	0	0						
						FFOS:	0	0	0	0	0	0						
						Payments:	0	0	0	0	0	0						
County: Greene Route: US 60 Job No.: 8P3122 Length: 1.74 MPO: Y Fund Cat: Taking Care Of System Sec Cat: Thin Lift Overlay Awd Date: 2020 Anticipated Fed Cat: NHPP TIP #: GR1804-18 Let With: 8P3032B	Pavement resurfacing from 0.7 mile east of Bus. 65 (Glenstone Avenue) to Highland Springs Boulevard east of Springfield.					Engineering:	2	84	84	0	0	0						
						R/W:	0	0	0	0	0	0						
						Construction:	0	0	1,236	0	0	0						
						FFOS:	0	0	0	0	0	0						
						Payments:	0	0	0	0	0	0						

* Subject to the approval of the Transportation Improvement Program by the governing Metropolitan Planning Organization.

May-24-2018

Section 4 - 7

District Southwest

TMA

Dollars in Thousands



2019-2023 Highway and Bridge Construction Schedule

Transportation Planning

P.O. Box 270
Jefferson City, MO 65102

Construction contingency applied to construction cost in the year the project is awarded.

Three percent project growth factor compounded annually is applied to right-of-way and construction costs in program years 2, 3, 4, and 5.

No inflation is applied to the Funding From Other Sources (FFOS) or Payments.

Engineering includes PE costs, CE costs and R/W incidentals.

Construction contingency applied to construction cost in the year the project is awarded. Three percent project growth factor compounded annually is applied to right-of-way and construction costs in program years 2, 3, 4, and 5. No inflation is applied to the Funding From Other Sources (FFOS) or Payments. Engineering includes PE costs, CE costs and R/W incidentals.													STATE FISCAL YEAR PROJECT BUDGETING					
													Prior Prog.	7/2018-	7/2019-	7/2020-	7/2021-	7/2022-
														6/2019	6/2020	6/2021	6/2022	6/2023
County: Greene Route: US 60 Job No.: 8P3122B Length: 5.34 MPO: Y Fund Cat: Taking Care Of System																		

* Subject to the approval of the Transportation Improvement Program by the governing Metropolitan Planning Organization.

May-24-2018

Section 4 - 8

District Southwest

TMA

Dollars in Thousands



2019-2023 Highway and Bridge Construction Schedule

Transportation Planning

P.O. Box 270
Jefferson City, MO 65102

Construction contingency applied to construction cost in the year the project is awarded.

Three percent project growth factor compounded annually is applied to right-of-way and construction costs in program years 2, 3, 4, and 5.

No inflation is applied to the Funding From Other Sources (FFOS) or Payments.

Engineering includes PE costs, CE costs and R/W incidentals.

Construction contingency applied to construction cost in the year the project is awarded. Three percent project growth factor compounded annually is applied to right-of-way and construction costs in program years 2, 3, 4, and 5. No inflation is applied to the Funding From Other Sources (FFOS) or Payments. Engineering includes PE costs, CE costs and R/W incidentals.							STATE FISCAL YEAR PROJECT BUDGETING					
							Prior Prog.	7/2018- 6/2019	7/2019- 6/2020	7/2020- 6/2021	7/2021- 6/2022	7/2022- 6/2023
County: Greene Route: OR 65 Job No.: 8S3078 Length: 4.44 MPO: Y Fund Cat: Taking Care Of System Sec Cat: N- Ada Trans Awd Date: Winter 19 Anticipated Fed Cat: STBG TIP #: EN1705 Let With: Future Cost: 0 Estimate Total: 944	Upgrade sidewalk to comply with the ADA Transition Plan at various locations of Eastgate Avenue, Ingram Mill Road and Rte. YY (Division Street) in Springfield and Rte. Z in Willard. Project involves bridge W0574. \$300,000 Statewide Trans Alts.						Engineering: 12	260	0	0	0	0
							R/W: 0	10	0	0	0	0
							Construction: 0	662	0	0	0	0
							FFOS: 0	300	0	0	0	0
							Payments: 0	0	0	0	0	0
County: Greene Route: OR 65 Job No.: 8S3085 Length: 3.28 MPO: Y Fund Cat: Taking Care Of System Sec Cat: Thin Lift Overlay Awd Date: Fall 18 Anticipated Fed Cat: STBG TIP #: SP1707 Let With: 8S3082 Future Cost: 0 Estimate Total: 563	Pavement resurfacing and guardrail improvements on disconnected sections of Eastgate Ave. from Division St. (Rte. YY) to Sunshine St. (Rte. D) and on Ingram Mill Rd. from Catalpa St. to Sunshine St.						Engineering: 6	53	0	0	0	0
							R/W: 0	0	0	0	0	0
							Construction: 0	504	0	0	0	0
							FFOS: 0	0	0	0	0	0
							Payments: 0	0	0	0	0	0
County: Greene Route: BU 65 Job No.: 8S3112 Length: 1.47 MPO: Y Fund Cat: Taking Care Of System Sec Cat: Thin Lift Overlay Awd Date: 2021 Anticipated Fed Cat: NHPP TIP #: SP1903-19 Let With: Future Cost: 0 Estimate Total: 937	Pavement resurfacing on Glenstone Avenue from Battlefield Road to Rte. 60 (James River Freeway) in Springfield.						Engineering: 0	2	12	80	0	0
							R/W: 0	0	0	0	0	0
							Construction: 0	0	0	843	0	0
							FFOS: 0	0	0	0	0	0
							Payments: 0	0	0	0	0	0
County: Greene Route: BU 65 Job No.: 8S3117 Length: 3.68 MPO: Y Fund Cat: Taking Care Of System Sec Cat: Thin Lift Overlay Awd Date: 2021 Anticipated Fed Cat: NHPP TIP #: SP1904-19 Let With: Future Cost: 0 Estimate Total: 1,427	Pavement resurfacing on Glenstone Avenue from BNSF Railway south of Chestnut Expressway to Battlefield Road in Springfield.						Engineering: 0	2	20	121	0	0
							R/W: 0	0	0	0	0	0
							Construction: 0	0	0	1,284	0	0
							FFOS: 0	0	0	0	0	0
							Payments: 0	0	0	0	0	0
County: Greene Route: MO 744 Job No.: 8P3050C Length: 2.72 MPO: Y Fund Cat: Taking Care Of System Sec Cat: Thin Lift Overlay Awd Date: 2021 Anticipated Fed Cat: NHPP TIP #: SP1708 Let With: 8P3050B Future Cost: 0 Estimate Total: 1,023	Pavement resurfacing on Kearney Street from Rte. 13 (Kansas Expressway) to Loop 44 (Glenstone Avenue).						Engineering: 4	2	2	87	0	0
							R/W: 0	0	0	0	0	0
							Construction: 0	0	0	928	0	0
							FFOS: 0	0	0	0	0	0
							Payments: 0	0	0	0	0	0

* Subject to the approval of the Transportation Improvement Program by the governing Metropolitan Planning Organization.

May-24-2018

Section 4 - 9

District Southwest

TMA

Dollars in Thousands



2019-2023 Highway and Bridge Construction Schedule

Transportation Planning

P.O. Box 270
Jefferson City, MO 65102

Construction contingency applied to construction cost in the year the project is awarded.

Three percent project growth factor compounded annually is applied to right-of-way and construction costs in program years 2, 3, 4, and 5.

No inflation is applied to the Funding From Other Sources (FFOS) or Payments.

Engineering includes PE costs, CE costs and R/W incidentals.

Construction contingency applied to construction cost in the year the project is awarded. Three percent project growth factor compounded annually is applied to right-of-way and construction costs in program years 2, 3, 4, and 5. No inflation is applied to the Funding From Other Sources (FFOS) or Payments. Engineering includes PE costs, CE costs and R/W incidentals.										STATE FISCAL YEAR PROJECT BUDGETING					
										Prior Prog.	7/2018- 6/2019	7/2019- 6/2020	7/2020- 6/2021	7/2021- 6/2022	7/2022- 6/2023
County: Greene Route: MO 744 Job No.: 8S3149 Length: 2.69 MPO: Y Fund Cat: Taking Care Of System Sec Cat: N- Ada Trans Awd Date: 2021 Anticipated Fed Cat: STBG TIP #: EN1901-19 Let With: 8P3139 Future Cost: 0 Estimate Total: 2,283	Upgrade sidewalk to comply with the ADA Transition Plan on Kearney Street at various locations between Rte. 13 (Kansas Expressway) and Loop 44 (Glenstone Avenue) in Springfield. \$313,000 Statewide Transportation Alternatives funds.				Fed: 1,826 State: 457 Local: 0	Engineering: 0 R/W: 0 Construction: 0 FFOS: 0 Payments: 0	0 0 0 0 0	130 0 0 0 0	286 54 0 0 0	290 0 1,523 313 0	0 0 0 0 0	0 0 0 0 0			
County: Greene Route: MO 744 Job No.: 8S3151 Length: 0.05 MPO: Y Fund Cat: Taking Care Of System Sec Cat: Rehab And Reconst Awd Date: 2021 Anticipated Fed Cat: NHPP TIP #: GR1908-19 Let With: Future Cost: 0 Estimate Total: 365	Bridge deck sealing on Mulroy Road over I-44. Project involves bridge A4721.				Fed: 291 State: 74 Local: 0	Engineering: 0 R/W: 0 Construction: 0 FFOS: 0 Payments: 0	0 0 0 0 0	8 0 0 0 0	23 0 0 0 0	40 0 294 0 0	0 0 0 0 0	0 0 0 0 0			
County: Greene Route: RT D Job No.: 8S0745 Length: 2.62 MPO: Y Fund Cat: Taking Care Of System Sec Cat: Thin Lift Overlay Awd Date: 2021 Anticipated Fed Cat: STBG TIP #: SP1906-19 Let With: Future Cost: 0 Estimate Total: 1,351	Pavement resurfacing on Sunshine from Glenstone Avenue to Blackman Road in Springfield.				AC-State: 1,056 State: 265 Local: 0	Engineering: 30 R/W: 0 Construction: 0 FFOS: 0 Payments: 0	0 0 0 0 0	14 0 0 0 0	8 0 0 0 0	110 0 1,189 0 0	0 0 0 0 0	0 0 0 0 0			
County: Greene Route: RT D Job No.: 8S3152 Length: 0.12 MPO: Y Fund Cat: Taking Care Of System Sec Cat: Rehab And Reconst Awd Date: 2021 Anticipated Fed Cat: NHPP TIP #: GR1909-19 Let With: Future Cost: 0 Estimate Total: 1,606	Bridge rehabilitation over James River 3.2 miles east of Springfield. Project involves bridge A3057.				Fed: 1,285 State: 321 Local: 0	Engineering: 0 R/W: 0 Construction: 0 FFOS: 0 Payments: 0	0 0 0 0 0	75 0 0 0 0	75 0 0 0 0	90 0 1,366 0 0	0 0 0 0 0	0 0 0 0 0			
County: Greene Route: RT D Job No.: 8S3153 Length: 2.56 MPO: Y Fund Cat: Taking Care Of System Sec Cat: N- Ada Trans Awd Date: 2021 Anticipated Fed Cat: STBG TIP #: SP1413-19 Let With: Future Cost: 0 Estimate Total: 611	Upgrade sidewalk to comply with the ADA Transition Plan on Sunshine Street from Bus. 65 (Glenstone Avenue) to Blackman Road.				AC-State: 490 State: 121 Local: 0	Engineering: 0 R/W: 0 Construction: 0 FFOS: 0 Payments: 0	0 0 0 0 0	40 0 0 0 0	47 2 0 0 0	32 0 490 0 0	0 0 0 0 0	0 0 0 0 0			

* Subject to the approval of the Transportation Improvement Program by the governing Metropolitan Planning Organization.

May-24-2018

Section 4 - 10

District Southwest

TMA

Dollars in Thousands



2019-2023 Highway and Bridge Construction Schedule

Transportation Planning

P.O. Box 270
Jefferson City, MO 65102

Construction contingency applied to construction cost in the year the project is awarded.

Three percent project growth factor compounded annually is applied to right-of-way and construction costs in program years 2, 3, 4, and 5.

No inflation is applied to the Funding From Other Sources (FFOS) or Payments.

Engineering includes PE costs, CE costs and R/W incidentals.

Construction contingency applied to construction cost in the year the project is awarded. Three percent project growth factor compounded annually is applied to right-of-way and construction costs in program years 2, 3, 4, and 5. No inflation is applied to the Funding From Other Sources (FFOS) or Payments. Engineering includes PE costs, CE costs and R/W incidentals.							STATE FISCAL YEAR PROJECT BUDGETING					
							Prior Prog.	7/2018- 6/2019	7/2019- 6/2020	7/2020- 6/2021	7/2021- 6/2022	7/2022- 6/2023
County: Greene Route: RT EE Job No.: 8S3124 Length: 0.50 MPO: Y Fund Cat: Taking Care Of System Sec Cat: Thin Lift Overlay Awd Date: Summer 19 TIP #: GR1805-18 Let With: 7S3287	Pavement resurfacing from Farm Road 97 to Rte. AB. AC-State: 60 State: 15 Local: 0 Anticipated Fed Cat: STBG Future Cost: 0 Estimate Total: 76					Engineering: 1 R/W: 0 Construction: 0 FFOS: 0 Payments: 0	8 0 0 0 0	8 0 59 0 0	0 0 0 0 0	0 0 0 0 0	0 0 0 0 0	
County: Greene Route: RT FF Job No.: 8S3121 Length: 1.76 MPO: Y Fund Cat: Taking Care Of System Sec Cat: Thin Lift Overlay Awd Date: Fall 19 TIP #: BA1801-18 Let With: 8S3114, 8P3113, 8P3127	Pavement resurfacing from 0.2 mile south of Rte. 60 (James River Freeway) to south of Weaver Road in Battlefield. Fed: 605 State: 151 Local: 0 Anticipated Fed Cat: NHPP Future Cost: 0 Estimate Total: 758					Engineering: 2 R/W: 0 Construction: 0 FFOS: 0 Payments: 0	9 0 0 0 0	67 0 680 0 0	0 0 0 0 0	0 0 0 0 0	0 0 0 0 0	
County: Greene Route: RT H Job No.: 8S3092 Length: 0.70 MPO: Y Fund Cat: Taking Care Of System Sec Cat: Thin Lift Overlay Awd Date: 2021 TIP #: GR1703 Let With: 7S3181, 7S3215	Pavement resurfacing from Rte. WW to Rte. KK. Fed: 140 State: 34 Local: 0 Anticipated Fed Cat: STBG Future Cost: 0 Estimate Total: 177					Engineering: 3 R/W: 0 Construction: 0 FFOS: 0 Payments: 0	2 0 0 0 0	5 0 0 0 0	15 0 152 0 0	0 0 0 0 0	0 0 0 0 0	
County: Greene Route: I-44 Job No.: 8I3146 Length: 0.00 MPO: Y Fund Cat: Safety (Statewide) Sec Cat: Safety Awd Date: 2020 TIP #: MO1903-19 Let With:	Safety improvements for wrong way countermeasures at various ramp locations. Fed: 244 State: 26 Local: 0 Anticipated Fed Cat: Safety Future Cost: 0 Estimate Total: 272					Engineering: 2 R/W: 0 Construction: 0 FFOS: 0 Payments: 0	2 0 0 0 0	36 0 232 0 0	0 0 0 0 0	0 0 0 0 0	0 0 0 0 0	
County: Greene Route: RT M Job No.: 8P3088D Length: 0.16 MPO: Y Fund Cat: Safety Sec Cat: Safety Awd Date: Winter 19 TIP #: RP1801-17A Let With:	Add roundabout at County Road 103 and Repmo Drive in Republic. \$114,170 Republic, \$78,870 Republic R-3 School District, and \$772,160 Republic STBG-Urban funds. Fed: 2,007 State: 50 Local: 248 Anticipated Fed Cat: Safety Future Cost: 0 Estimate Total: 2,482					Engineering: 177 R/W: 0 Construction: 0 FFOS: 0 Payments: 0	379 107 1,819 1,241 0	0 0 0 0 0	0 0 0 0 0	0 0 0 0 0	0 0 0 0 0	

* Subject to the approval of the Transportation Improvement Program by the governing Metropolitan Planning Organization.

May-24-2018

Section 4 - 11

District Southwest

TMA

Dollars in Thousands



2019-2023 Highway and Bridge Construction Schedule

Transportation Planning

P.O. Box 270
Jefferson City, MO 65102

Construction contingency applied to construction cost in the year the project is awarded.

Three percent project growth factor compounded annually is applied to right-of-way and construction costs in program years 2, 3, 4, and 5.

No inflation is applied to the Funding From Other Sources (FFOS) or Payments.

Engineering includes PE costs, CE costs and R/W incidentals.

Construction contingency applied to construction cost in the year the project is awarded. Three percent project growth factor compounded annually is applied to right-of-way and construction costs in program years 2, 3, 4, and 5. No inflation is applied to the Funding From Other Sources (FFOS) or Payments. Engineering includes PE costs, CE costs and R/W incidentals.												STATE FISCAL YEAR PROJECT BUDGETING					
												Prior Prog.	7/2018- 6/2019	7/2019- 6/2020	7/2020- 6/2021	7/2021- 6/2022	7/2022- 6/2023
County: Greene Route: RT O Job No.: 8S3123 Length: 5.74 MPO: Y Fund Cat: Taking Care Of System Fed: 535 State: 132 Local: 0 Sec Cat: Thin Lift Overlay Awd Date: 2021 Anticipated Fed Cat: STBG TIP #: GR1910-19 Let With: Future Cost: 0 Estimate Total: 667	Engineering: R/W: Construction: FFOS: Payments:	0 0 0 0 0 0	2 0 0 0 0 0	6 0 0 0 0 0	38 0 621 0 0 0	0 0 0 0 0 0											
County: Greene Route: Various Job No.: 8P3140 Length: 0.00 MPO: Y Fund Cat: Flexible & Other Fed: 2,448 State: 612 Local: 0 Sec Cat: Systems Operations Awd Date: 2021 Anticipated Fed Cat: STBG TIP #: MO1806-18 Let With: Future Cost: 0 Estimate Total: 3,150	Engineering: R/W: Construction: FFOS: Payments:	90 0 0 0 0 0	100 0 0 0 0 0	10 103 0 0 0 0	200 0 2,647 527 0 0	0 0 0 0 0 0											
County: Greene Route: RT YY Job No.: 8S3082 Length: 4.67 MPO: Y Fund Cat: Taking Care Of System AC-State: 641 State: 161 Local: 0 Sec Cat: Thin Lift Overlay Awd Date: Fall 18 Anticipated Fed Cat: STBG TIP #: GR1704 Let With: 8S3085 Future Cost: 0 Estimate Total: 806	Engineering: R/W: Construction: FFOS: Payments:	4 0 0 0 0 0	96 0 704 0 0 0	2 0 0 0 0 0	0 0 0 0 0 0	0 0 0 0 0 0											
County: Greene Route: RT Z Job No.: 8S3083 Length: 2.53 MPO: Y Fund Cat: Taking Care Of System AC-State: 209 State: 52 Local: 0 Sec Cat: Thin Lift Overlay Awd Date: Fall 18 Anticipated Fed Cat: STBG TIP #: GR1705 Let With: 7S3141 Future Cost: 0 Estimate Total: 281	Engineering: R/W: Construction: FFOS: Payments:	20 0 0 0 0 0	25 0 236 0 0 0	0 0 0 0 0 0	0 0 0 0 0 0	0 0 0 0 0 0											
County: Various Route: Various Job No.: 0S30221 Length: 0.00 MPO: Y Fund Cat: Taking Care Of System Fed: 277 State: 69 Local: 0 Sec Cat: N- Ada Trans Awd Date: 2022 Anticipated Fed Cat: STBG TIP #: EN2201-19 Let With: Future Cost: 0 Estimate Total: 346	Engineering: R/W: Construction: FFOS: Payments:	0 0 0 0 0 0	0 0 0 0 0 0	0 0 0 0 0 0	0 0 325 297 0 0	21 0 0 0 0 0											

* Subject to the approval of the Transportation Improvement Program by the governing Metropolitan Planning Organization.

May-24-2018

Section 4 - 12

District Southwest

TMA

Dollars in Thousands



2019-2023 Highway and Bridge Construction Schedule

Transportation Planning

P.O. Box 270
Jefferson City, MO 65102

Construction contingency applied to construction cost in the year the project is awarded.

Three percent project growth factor compounded annually is applied to right-of-way and construction costs in program years 2, 3, 4, and 5.

No inflation is applied to the Funding From Other Sources (FFOS) or Payments.

Engineering includes PE costs, CE costs and R/W incidentals.

Construction contingency applied to construction cost in the year the project is awarded. Three percent project growth factor compounded annually is applied to right-of-way and construction costs in program years 2, 3, 4, and 5. No inflation is applied to the Funding From Other Sources (FFOS) or Payments. Engineering includes PE costs, CE costs and R/W incidentals.												STATE FISCAL YEAR PROJECT BUDGETING					
												Prior Prog.	7/2018- 6/2019	7/2019- 6/2020	7/2020- 6/2021	7/2021- 6/2022	7/2022- 6/2023
County: Various Route: Various Job No.: 0X3121I Length: 0.00 MPO: Y Fund Cat: Safety (Statewide) Sec Cat: Safety Awd Date: 2021 Anticipated Fed Cat: Safety TIP #: MO2102-19 Let With: Future Cost: 0 Estimate Total: 458	Curve safety improvements at various locations in the urban Southwest District.					Engineering:	0	0	0	0	0	0					
						R/W:	0	0	0	0	0	0					
						Construction:	0	0	0	458	0	0					
						FFOS:	0	0	0	0	0	0					
						Payments:	0	0	0	0	0	0					
County: Various Route: Various Job No.: 8P3087 Length: 0.00 MPO: Y Fund Cat: Flexible & Other Sec Cat: Regional Awd Date: Spring 19 Anticipated Fed Cat: NHPP TIP #: MO1711 Let With: Future Cost: 0 Estimate Total: 3,627	Intersection improvements at various locations in the urban Southwest District.					Engineering:	20	499	0	0	0	0					
						R/W:	0	138	0	0	0	0					
						Construction:	0	2,970	0	0	0	0					
						FFOS:	0	0	0	0	0	0					
						Payments:	0	0	0	0	0	0					
County: Various Route: Various Job No.: 8P3087G Length: 0.00 MPO: Y Fund Cat: Flexible & Other Sec Cat: Regional Awd Date: 2022 Anticipated Fed Cat: NHPP TIP #: SP1905-19 Let With: Future Cost: 0 Estimate Total: 2,503	Intersection improvements at various locations in the urban Southwest District.					Engineering:	0	2	2	500	502	0					
						R/W:	0	0	0	106	0	0					
						Construction:	0	0	0	0	1,391	0					
						FFOS:	0	0	0	0	0	0					
						Payments:	0	0	0	0	0	0					
County: Various Route: Various Job No.: 8P3137 Length: 0.00 MPO: Y Fund Cat: Flexible & Other Sec Cat: Systems Operations Awd Date: Winter 19 Anticipated Fed Cat: STBG TIP #: MO1805-18 Let With: Future Cost: 0 Estimate Total: 1,800	Add intelligent transportation system equipment for Ozarks Traffic at various locations in the urban Southwest District.					Engineering:	140	160	0	0	0	0					
						R/W:	0	0	0	0	0	0					
						Construction:	0	1,500	0	0	0	0					
						FFOS:	0	0	0	0	0	0					
						Payments:	0	0	0	0	0	0					

* Subject to the approval of the Transportation Improvement Program by the governing Metropolitan Planning Organization.

May-24-2018

Section 4 - 13

District Southwest

TMA

Dollars in Thousands



2019-2023 Highway and Bridge Construction Schedule

Transportation Planning

P.O. Box 270
Jefferson City, MO 65102

Construction contingency applied to construction cost in the year the project is awarded.
Three percent project growth factor compounded annually is applied to right-of-way and construction costs in program years 2, 3, 4, and 5.
No inflation is applied to the Funding From Other Sources (FFOS) or Payments.
Engineering includes PE costs, CE costs and R/W incidentals.

STATE FISCAL YEAR PROJECT BUDGETING						
	Prior Prog.	7/2018- 6/2019	7/2019- 6/2020	7/2020- 6/2021	7/2021- 6/2022	7/2022- 6/2023
FFOS:	267	5,820	4,918	840	3,367	0
Total R/W:	1,643	2,714	197	223	4,262	0
Total Construction:	0	55,253	40,911	24,122	17,531	17,395
Paybacks:	0	0	0	0	0	0
Sub-Total:	1,643	57,967	41,108	24,345	21,793	17,395
Total Engineering:	5,450	10,075	5,204	4,005	1,651	1,026
Grand Total:	7,093	68,042	46,312	28,350	23,444	18,421

	2019	2020	2021	2022	2023
State	12,001	8,560	5,301	4,688	3,684
AC-State	1,665	801	2,036	3,211	0
Local	1,673	500	0	0	0
Sub-total State	15,339	9,861	7,337	7,899	3,684

Federal					
Sub-total Federal	52,703	36,451	21,013	15,545	14,737
Grand Total	68,042	46,312	28,350	23,444	18,421

Project Count: 64

* Subject to the approval of the Transportation Improvement Program by the governing Metropolitan Planning Organization.

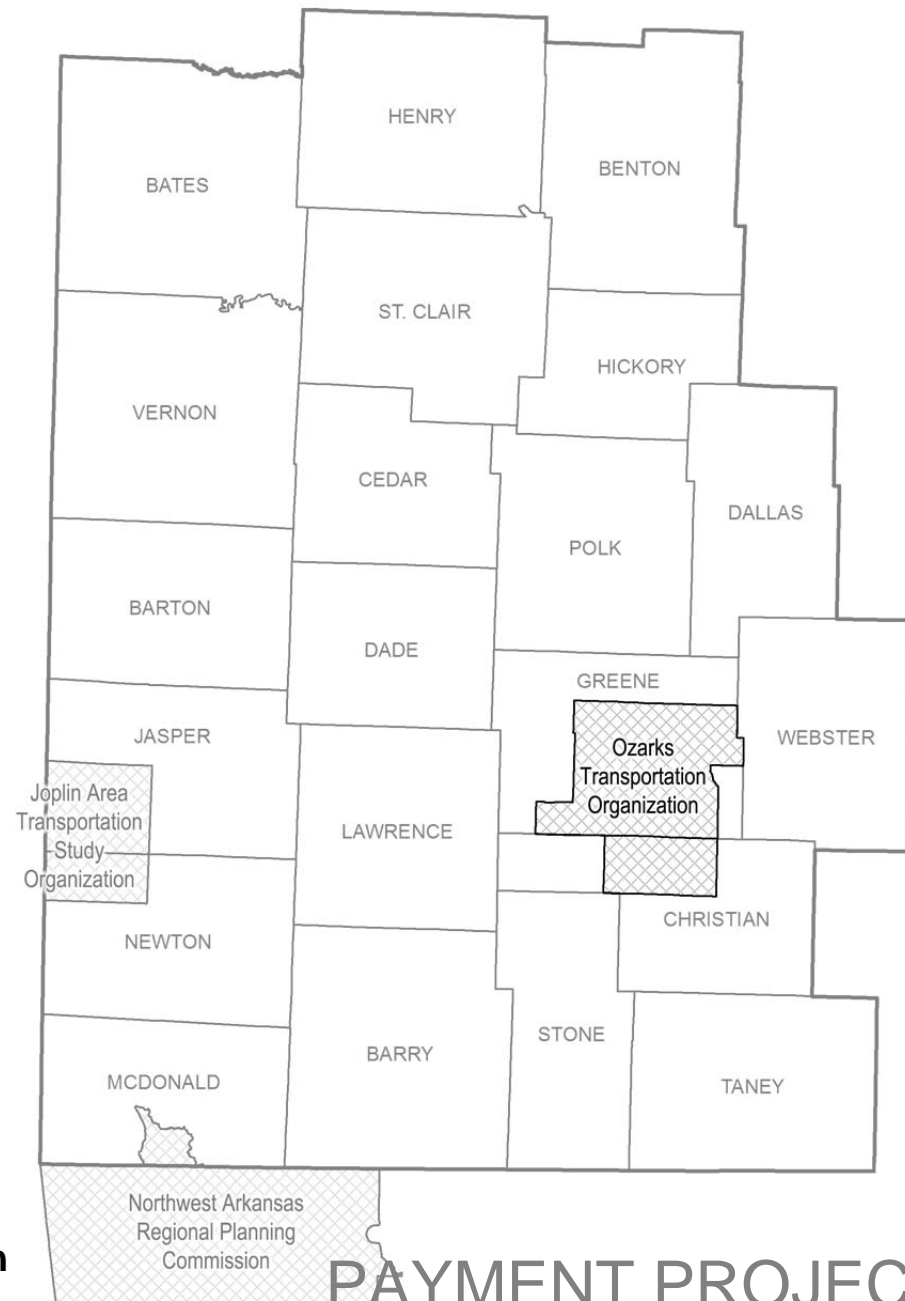
May-24-2018

Section 4 - 1

District Southwest

TMA

Dollars in Thousands



**MoDOT's Southwest District
TMA: Ozarks Transportation Organization**

PAYMENT PROJECTS

(Note: The following MoDOT projects are located inside the Ozarks Transportation Organization planning area boundary.)



2019-2023 Highway and Bridge Construction Schedule

Transportation Planning

P.O. Box 270
Jefferson City, MO 65102

Construction contingency applied to construction cost in the year the project is awarded.

Three percent project growth factor compounded annually is applied to right-of-way and construction costs in program years 2, 3, 4, and 5.

No inflation is applied to the Funding From Other Sources (FFOS) or Payments.

Engineering includes PE costs, CE costs and R/W incidentals.

						STATE FISCAL YEAR PROJECT BUDGETING					
						Prior Prog.	7/2018-6/2019	7/2019-6/2020	7/2020-6/2021	7/2021-6/2022	7/2022-6/2023
County: Various	Payback beginning in SFY 2008 for Safe and Sound bridges in the urban Southwest District.					Engineering:	0	0	0	0	0
Route: Various						R/W:	7	0	0	0	0
Job No.: 5B0800X						Construction:	0	0	0	0	0
Length: 0.00	MPO: Y					FFOS:	7	0	0	0	0
Fund Cat: Taking Care Of System	Fed: 0 State: 1,460 Local: 0					Payments:	2,286	292	292	292	292
Sec Cat: Rehab And Reconst	Awd Date: N/A Anticipated Fed Cat: State										
TIP #: MO1105	Let With: Future Cost: 2,001 - 5,000 Estimate Total: 3,753										
County: Various	On-call work zone enforcement at various locations in the urban Southwest District.					Engineering:	4	4	0	0	0
Route: Various						R/W:	0	0	0	0	0
Job No.: 8I3071						Construction:	0	0	0	0	0
Length: 0.00	MPO: Y					FFOS:	0	0	0	0	0
Fund Cat: Safety	Fed: 163 State: 18 Local: 0					Payments:	0	177	0	0	0
Sec Cat: Safety	Awd Date: N/A Anticipated Fed Cat: Safety										
TIP #: MO1709	Let With: Future Cost: 0 Estimate Total: 185										
County: Various	On-call work zone enforcement at various locations in the urban Southwest District.					Engineering:	1	1	2	0	0
Route: Various						R/W:	0	0	0	0	0
Job No.: 8I3108						Construction:	0	0	0	0	0
Length: 0.00	MPO: Y					FFOS:	0	0	0	0	0
Fund Cat: Safety	Fed: 162 State: 18 Local: 0					Payments:	0	0	177	0	0
Sec Cat: Safety	Awd Date: N/A Anticipated Fed Cat: Safety										
TIP #: MO1803-18	Let With: Future Cost: 0 Estimate Total: 181										
County: Various	On-call work zone enforcement at various locations in the urban Southwest District.					Engineering:	0	0	0	1	0
Route: Various						R/W:	0	0	0	0	0
Job No.: 8P3154						Construction:	0	0	0	0	0
Length: 0.00	MPO: Y					FFOS:	0	0	0	0	0
Fund Cat: Safety	Fed: 160 State: 18 Local: 0					Payments:	0	0	0	177	0
Sec Cat: Safety	Awd Date: N/A Anticipated Fed Cat: Safety										
TIP #: MO2103-19	Let With: Future Cost: 0 Estimate Total: 178										
County: Various	Operations and management of Ozarks Traffic ITS in the urban Southwest District.					Engineering:	2	1	0	0	0
Route: Various						R/W:	0	0	0	0	0
Job No.: 8Q3073						Construction:	0	0	0	0	0
Length: 0.00	MPO: Y					FFOS:	0	0	0	0	0
Fund Cat: Flexible & Other	Fed: 515 State: 129 Local: 0					Payments:	0	643	0	0	0
Sec Cat: Systems Operations	Awd Date: N/A Anticipated Fed Cat: STBG										
TIP #: MO1717	Let With: Future Cost: 0 Estimate Total: 646										

* Subject to the approval of the Transportation Improvement Program by the governing Metropolitan Planning Organization.

May-24-2018

Section 4 - 1

District Southwest

TMA

Dollars in Thousands



2019-2023 Highway and Bridge Construction Schedule

Transportation Planning

P.O. Box 270
Jefferson City, MO 65102

Construction contingency applied to construction cost in the year the project is awarded.

Three percent project growth factor compounded annually is applied to right-of-way and construction costs in program years 2, 3, 4, and 5.

No inflation is applied to the Funding From Other Sources (FFOS) or Payments.

Engineering includes PE costs, CE costs and R/W incidentals.

Construction contingency applied to construction cost in the year the project is awarded. Three percent project growth factor compounded annually is applied to right-of-way and construction costs in program years 2, 3, 4, and 5. No inflation is applied to the Funding From Other Sources (FFOS) or Payments. Engineering includes PE costs, CE costs and R/W incidentals.												STATE FISCAL YEAR PROJECT BUDGETING						
												Prior Prog.	7/2018- 6/2019	7/2019- 6/2020	7/2020- 6/2021	7/2021- 6/2022	7/2022- 6/2023	
County: Various	Operations and management of Ozarks Traffic ITS in the urban Southwest District.											Engineering:	1	1	1	0	0	0
Route: Various												R/W:	0	0	0	0	0	0
Job No.: 8Q3107												Construction:	0	0	0	0	0	0
Length: 0.00	MPO: Y											FFOS:	0	0	0	0	0	0
Fund Cat: Flexible & Other	Fed: 516 State: 129 Local: 0											Payments:	0	0	643	0	0	0
Sec Cat: Systems Operations	Awd Date: N/A Anticipated Fed Cat: STBG																	
TIP #: MO1804-18	Let With: Future Cost: 0 Estimate Total: 646																	
County: Various	Operations and management of Ozarks Traffic Intelligent Transportation System in the urban Southwest District.											Engineering:	0	0	0	1	0	0
Route: Various												R/W:	0	0	0	0	0	0
Job No.: 8Q3148												Construction:	0	0	0	0	0	0
Length: 0.00	MPO: Y											FFOS:	0	0	0	0	0	0
Fund Cat: Flexible & Other	AC-State: 515 State: 129 Local: 0											Payments:	0	0	0	643	0	0
Sec Cat: Systems Operations	Awd Date: N/A Anticipated Fed Cat: STBG																	
TIP #: MO2104-19	Let With: Future Cost: 0 Estimate Total: 644																	

* Subject to the approval of the Transportation Improvement Program by the governing Metropolitan Planning Organization.

May-24-2018

Section 4 - 2

District Southwest

TMA

Dollars in Thousands



2019-2023 Highway and Bridge Construction Schedule

Transportation Planning

P.O. Box 270
Jefferson City, MO 65102

Construction contingency applied to construction cost in the year the project is awarded.
Three percent project growth factor compounded annually is applied to right-of-way and construction costs in program years 2, 3, 4, and 5.
No inflation is applied to the Funding From Other Sources (FFOS) or Payments.
Engineering includes PE costs, CE costs and R/W incidentals.

STATE FISCAL YEAR PROJECT BUDGETING						
	Prior Prog.	7/2018- 6/2019	7/2019- 6/2020	7/2020- 6/2021	7/2021- 6/2022	7/2022- 6/2023
FFOS:	7	0	0	0	0	0
Total R/W:	7	0	0	0	0	0
Total Construction:	0	0	0	0	0	0
Paybacks:	2,286	1,112	1,112	1,112	292	292
Sub-Total:	2,293	1,112	1,112	1,112	292	292
Total Engineering:	8	7	3	2	0	0
Grand Total:	2,301	1,119	1,115	1,114	292	292
		2019	2020	2021	2022	2023
State		439	439	439	292	292
AC-State		0	0	515	0	0
Local		0	0	0	0	0
Sub-total State		439	439	954	292	292
Federal						
Sub-total Federal		680	676	160	0	0
Grand Total		1,119	1,115	1,114	292	292

Project Count: 7

* Subject to the approval of the Transportation Improvement Program by the governing Metropolitan Planning Organization.

May-24-2018

Section 4 - 1

District Southwest

TMA

Dollars in Thousands



2019-2023 Highway and Bridge Construction Schedule

Transportation Planning

P.O. Box 270
Jefferson City, MO 65102

Construction contingency applied to construction cost in the year the project is awarded.
Three percent project growth factor compounded annually is applied to right-of-way and construction costs in program years 2, 3, 4, and 5.
No inflation is applied to the Funding From Other Sources (FFOS) or Payments.
Engineering includes PE costs, CE costs and R/W incidentals.

Southwest TMA Total

STATE FISCAL YEAR PROJECT BUDGETING						
	Prior Prog.	7/2018- 6/2019	7/2019- 6/2020	7/2020- 6/2021	7/2021- 6/2022	7/2022- 6/2023
FFOS:	274	5,820	4,918	840	3,367	0
Total R/W:	1,650	2,714	197	223	4,262	0
Total Construction:	0	55,253	40,911	24,122	17,531	17,395
Paybacks:	2,286	1,112	1,112	1,112	292	292
Sub-Total:	3,936	59,079	42,220	25,457	22,085	17,687
Total Engineering:	5,458	10,082	5,207	4,007	1,651	1,026
Grand Total:	9,394	69,161	47,427	29,464	23,736	18,713
		2019	2020	2021	2022	2023
State		12,440	8,999	5,740	4,980	3,976
AC-State		1,665	801	2,551	3,211	0
Local		1,673	500	0	0	0
Sub-total State		15,778	10,300	8,291	8,191	3,976
Federal						
Sub-total Federal		53,383	37,127	21,173	15,545	14,737
Grand Total		69,161	47,427	29,464	23,736	18,713

Project Count: 71

* Subject to the approval of the Transportation Improvement Program by the governing Metropolitan Planning Organization.

May-24-2018

Section 4 - 1

District Southwest

TMA

Dollars in Thousands

District Program Summary
Southwest (Urban)
(Dollars in Millions)

Amounts include construction and right of way, excludes engineering.

State Fiscal Year	2019	2020	2021	2022	2023
Statewide Interstate And Major Bridge - Available					
Statewide Interstate And Major Bridge - FFOS	0.000	0.000	0.000	0.000	0.000
Statewide Interstate And Major Bridge - Fund Transfers	0.200	0.000	0.000	0.000	0.000
Statewide Interstate And Major Bridge - Carryover	-0.125	0.000	0.000	0.000	0.000
Award and Completed Project Adjustments	0.000	0.000	0.000	0.000	0.000
Statewide Interstate And Major Bridge - Total Available	0.075	0.000	0.000	0.000	0.000
Statewide Interstate And Major Bridge - Programmed	0.200	0.000	0.000	0.000	0.000
Safety - Available	1.408	1.343	1.136	1.123	1.120
Safety - FFOS	1.241	0.000	0.000	3.070	0.000
Safety - Fund Transfers	-2.545	-0.844	-0.724	9.168	0.000
Safety - Carryover	2.605	0.000	0.000	0.000	0.000
Award and Completed Project Adjustments	1.097	-0.050	-0.060	0.053	0.000
Safety - Total Available	3.806	0.449	0.352	13.414	1.120
Safety - Programmed	3.984	0.177	0.294	13.373	0.000
Taking Care Of System - Available	7.471	7.801	7.852	7.761	7.738
Taking Care Of System - FFOS	0.300	0.264	0.313	0.297	0.000
Taking Care Of System - Fund Transfers	9.389	1.271	1.891	0.000	0.000
Taking Care Of System - Carryover	6.946	0.000	0.000	0.000	0.000
Award and Completed Project Adjustments	4.990	-0.606	0.743	-0.762	0.000
Taking Care Of System - Total Available	29.096	8.730	10.799	7.296	7.738
Taking Care Of System - Programmed	16.278	9.079	21.312	3.059	0.292
Flexible & Other - Available					
Flexible & Other - FFOS	4.279	4.654	0.527	0.000	0.000
Flexible & Other - Fund Transfers	34.338	27.142	2.639	3.900	15.455
Flexible & Other - Carryover	-3.826	0.000	0.000	0.000	0.000
Award and Completed Project Adjustments	0.000	0.000	0.000	0.000	0.000
Flexible & Other - Total Available	34.791	31.796	3.166	3.900	15.455
Flexible & Other - Programmed	38.617	32.731	3.396	5.653	17.395
Statewide Safety - Available					
Statewide Safety - FFOS	0.000	0.000	0.000	0.000	0.000
Statewide Safety - Fund Transfers	0.000	0.225	0.432	0.000	0.000
Statewide Safety - Carryover	0.000	0.000	0.000	0.000	0.000
Award and Completed Project Adjustments	0.000	0.000	0.000	0.000	0.000
Statewide Safety - Total Available	0.000	0.225	0.432	0.000	0.000
Statewide Safety - Programmed	0.000	0.232	0.458	0.000	0.000
Statewide Major Projects & Emerging Needs - Available					
Statewide Major Projects & Emerging Needs - FFOS	0.000	0.000	0.000	0.000	0.000
Statewide Major Projects & Emerging Needs - Fund Transfers	0.000	0.000	0.000	0.000	0.000
Statewide Major Projects & Emerging Needs - Carryover	0.000	0.000	0.000	0.000	0.000
Award and Completed Project Adjustments	0.000	0.000	0.000	0.000	0.000
Statewide Major Projects & Emerging Needs - Total Available	0.000	0.000	0.000	0.000	0.000
Statewide Major Projects & Emerging Needs - Programmed	0.000	0.000	0.000	0.000	0.000
Statewide Amendment 3 - Available					
Statewide Amendment 3 - FFOS	0.000	0.000	0.000	0.000	0.000
Statewide Amendment 3 - Fund Transfers	0.000	0.000	0.000	0.000	0.000
Statewide Amendment 3 - Carryover	-3.510	0.000	0.000	0.000	0.000
Award and Completed Project Adjustments	0.000	0.000	0.000	0.000	0.000
Statewide Amendment 3 - Total Available	-3.510	0.000	0.000	0.000	0.000
Statewide Amendment 3 - Programmed	0.000	0.000	0.000	0.000	0.000

*Note: Three percent inflation compounded annually applied to program years 2020 - 2023
Two percent construction contingency applied to construction.*

District Program Summary**Southwest (Urban)**

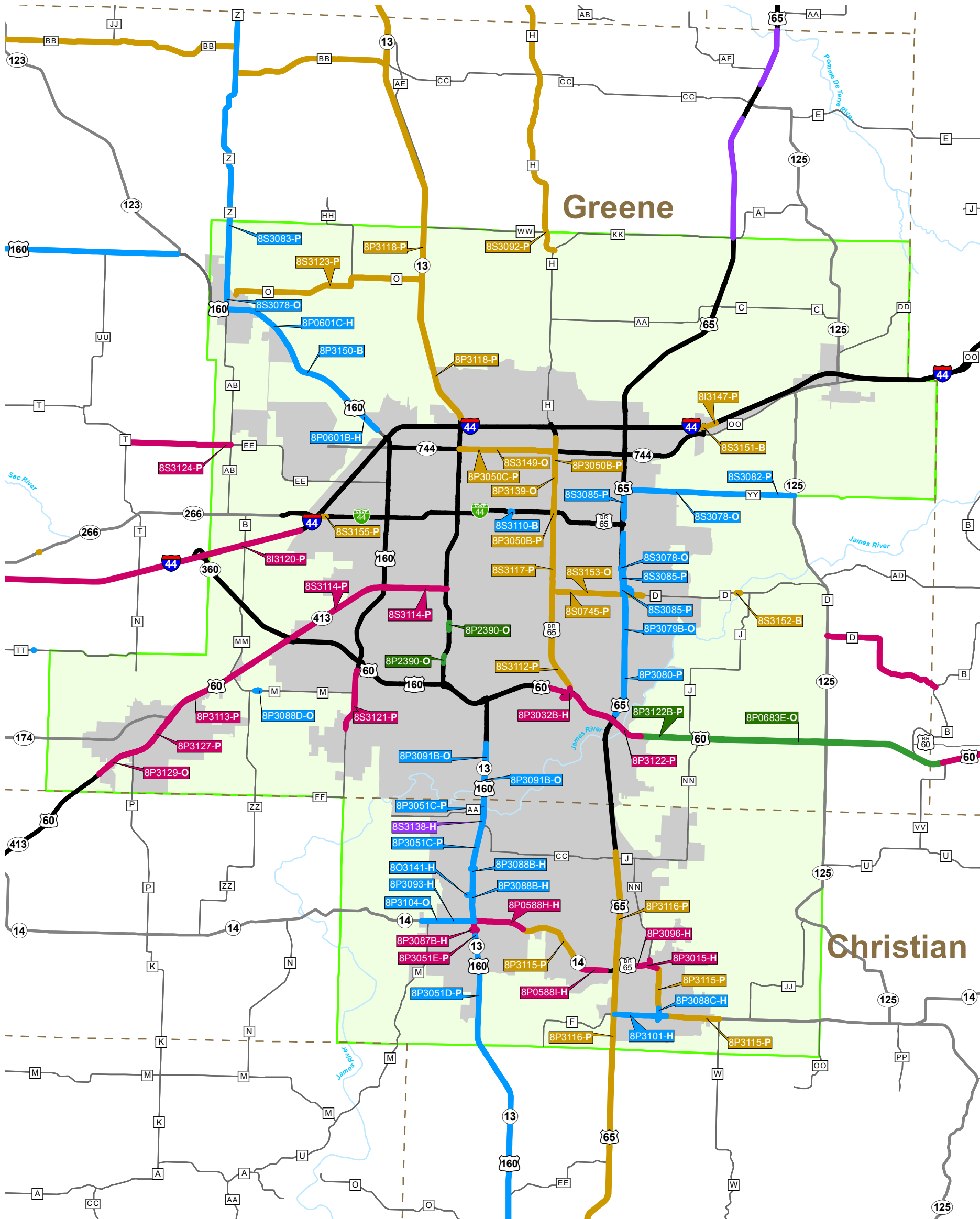
(Dollars in Millions)

Amounts include construction and right of way, excludes engineering.

Total Categorized Funding Available by SFY	64.258	41.200	14.749	24.610	24.313
Total Flexible Funds Available	0.000	0.797	19.750	15.348	8.544
Adjustments	6.087	-0.656	0.683	-0.709	0.000
Carryovers	2.090				
Total Available by SFY	64.258	41.997	34.499	39.958	32.857
Total Programmed by SFY	59.079	42.219	25.460	22.085	17.687

*Note: Three percent inflation compounded annually applied to program years 2020 - 2023
Two percent construction contingency applied to construction.*

Statewide Transportation Improvement Program
2019-2023
Southwest District-Ozarks Transportation Organization
Highway and Bridge Construction Projects



State Fiscal Year*

- 2019
- 2020
- 2021
- 2022
- 2023
- Urban Areas

Type of Work

- B = New/Improved Bridge
- H = New/Expanded Highway
- M = Major Bridge
- O = Other/Safety
- P = Pavement Treatment

Label Key

Job No.-Type of Work

Missouri Major Roads

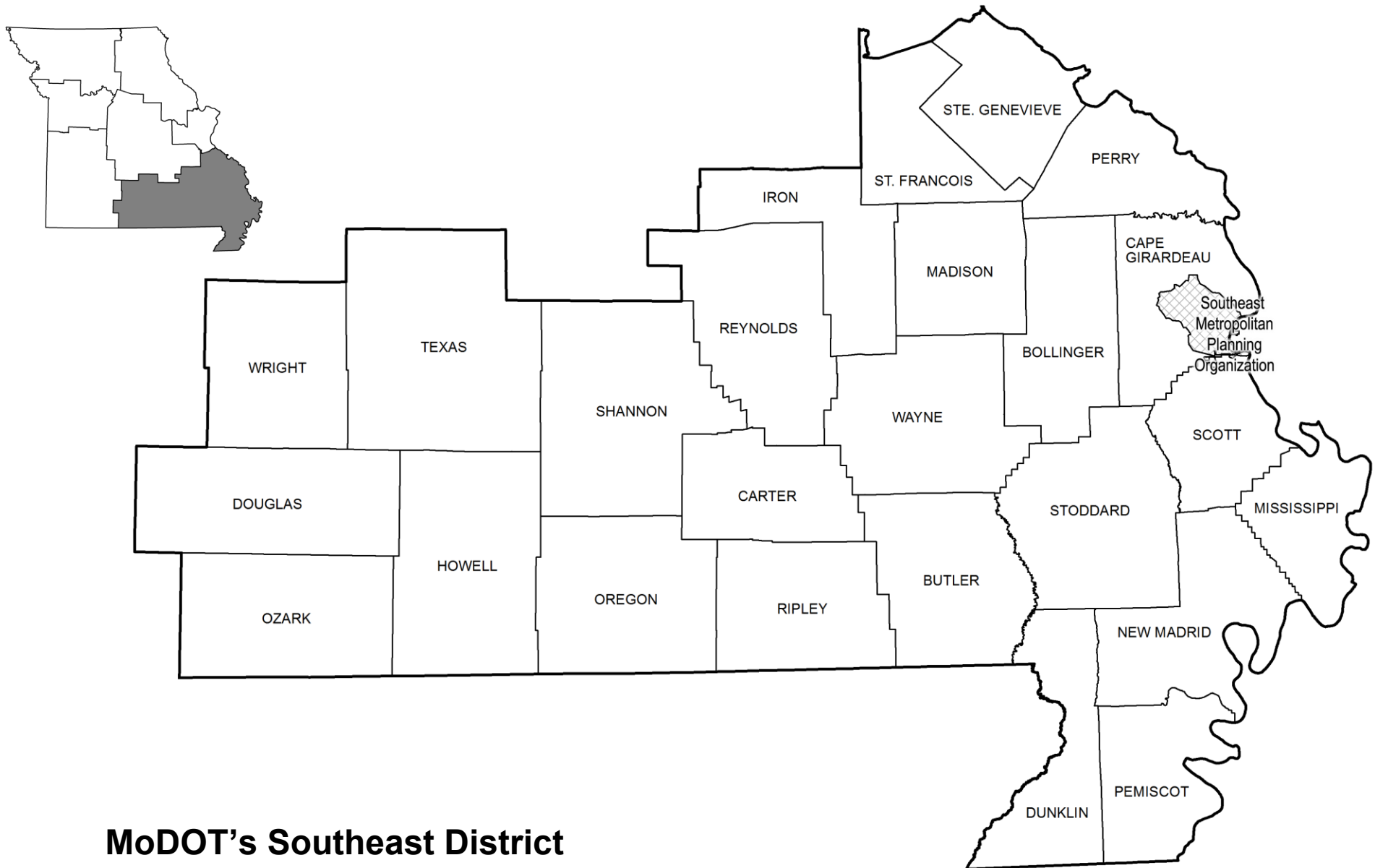
Ozarks Transportation Organization

* July 1 - June 30
Note: Some projects overlap. The state fiscal year displayed in these instances will follow the order shown in the legend. Label tag color corresponds to respective state fiscal year.



Missouri Department of Transportation
1-888-ASK-MODOT
WWW.MODOT.ORG
July 11, 2018

Document Path: Z:\MapProjects\STIP\STIP2019_2023\STIP19_D06_TMA.mxd



MoDOT's Southeast District

PROJECT DESCRIPTION KEY

2019-2023 Highway and Bridge Construction Schedule

Construction contingency applied to construction cost in the year the project is awarded.

Three percent project growth factor compounded annually is applied to right-of-way and construction in program years 2, 3, 4, and 5.

No inflation is applied to the Funding From Other Sources (FFOS) or Payments.

Engineering includes PE costs, CE costs, and R/W incidentals.

County:	XX										Engineering:	99		9	0	0	0	0
Route:	XX										R/W:	0		0	99	0	0	0
Job No.:											Construction:	0		0	0	999	0	0
Length:	MPO: Fed: State: Local:																	
Fund Cat:																		
Sec Cat:	Award Date Anticipated Fed Cat:										FFOS:	0		0	0	99	0	0
TIP#:	Let With: Future Cost: Estimate Total:										Payments:	0		99	0	0	0	0

Dollars funded from other sources.

- Dollars for construction, utilities and contingency.

- Dollars for right-of-way (land acquisition).

- Dollars to be paid back for accelerating the project or payments to others.

- Dollars for engineering that include preliminary engineering, construction engineering and right-of-way incidentals.

^Anticipated Federal Funding Category:

CMAQ - Congestion Mitigation and Air Quality.

* Usually 80% Federal & 20% State funds.

Earmark - usually 80% Federal & 20% State funds.

NHFP - National Highway Freight Program.

* Usually 80% Federal & 20% State funds.

NHPP - National Highway Performance Program.

* Usually 80% Federal & 20% State funds.

* Sometimes 90% Federal & 10% State funds.

Safety - usually 90% Federal & 10% State funds.

State - No federal funds, state only funded.

STBG - Surface Transportation Block Grant program.

* Usually 80% Federal & 20% State funds.

(All Costs in Thousands)

***Primary Funding Category:**

Take Care of System
Statewide Interstate & Major Bridge
Safety
Statewide Safety
Flexible & Other
Amendment 3

****Secondary Funding Category:**

- Enhancements
- Low Type Resurfacing
- N - Ada Trans (ADA Transition Plan)
- Preventive Maint (Preventive Maintenance)
- Regional
- Rehab And Reconst (Rehabilitation and Reconstruction)
- Routine Maintenance
- Safety
- Systems Operations
- Thin Lift Overlay
- Urban Safety



2019-2023 Highway and Bridge Construction Schedule

Transportation Planning

P.O. Box 270
Jefferson City, MO 65102

Construction contingency applied to construction cost in the year the project is awarded.

Three percent project growth factor compounded annually is applied to right-of-way and construction costs in program years 2, 3, 4, and 5.

No inflation is applied to the Funding From Other Sources (FFOS) or Payments.

Engineering includes PE costs, CE costs and R/W incidentals.

Construction contingency applied to construction cost in the year the project is awarded. Three percent project growth factor compounded annually is applied to right-of-way and construction costs in program years 2, 3, 4, and 5. No inflation is applied to the Funding From Other Sources (FFOS) or Payments. Engineering includes PE costs, CE costs and R/W incidentals.							STATE FISCAL YEAR PROJECT BUDGETING						
							Prior Prog.	7/2018-	7/2019-	7/2020-	7/2021-	7/2022-	
								6/2019	6/2020	6/2021	6/2022	6/2023	
County: Bollinger	Bridge replacement over Castor River. Project involves bridge J0103.						Engineering:	50	63	314	0	0	0
Route: MO 51							R/W:	0	8	0	0	0	0
Job No.: 9S3298							Construction:	0	0	2,615	0	0	0
Length: 0.42	MPO: N							FFOS:	0	0	0	0	0
Fund Cat: Taking Care Of System	Fed: 2,399 State: 601 Local: 0						Payments:	0	0	0	0	0	0
Sec Cat: Rehab And Reconst	Awd Date: 2020	Anticipated Fed Cat: NHPP											
TIP #:	Let With:	Future Cost: 0 Estimate Total: 3,050											
County: Bollinger	Bridge replacement over Cane Creek. Project involves bridge N0066.						Engineering:	20	91	0	0	0	0
Route: RT FF							R/W:	0	6	0	0	0	0
Job No.: 9S3285							Construction:	0	634	0	0	0	0
Length: 0.21	MPO: N							FFOS:	0	0	0	0	0
Fund Cat: Taking Care Of System	AC-State: 585 State: 146 Local: 0						Payments:	0	0	0	0	0	0
Sec Cat: Rehab And Reconst	Awd Date: Spring 19	Anticipated Fed Cat: STBG											
TIP #:	Let With: 9S3270, 9S3210	Future Cost: 0 Estimate Total: 751											
County: Bollinger	Bridge replacement over Brush Creek. Project involves bridge T0394.						Engineering:	5	22	76	0	0	0
Route: RT P							R/W:	0	6	0	0	0	0
Job No.: 9S3439							Construction:	0	0	609	0	0	0
Length: 0.20	MPO: N							FFOS:	0	0	0	0	0
Fund Cat: Taking Care Of System	Fed: 571 State: 142 Local: 0						Payments:	0	0	0	0	0	0
Sec Cat: Rehab And Reconst	Awd Date: 2020	Anticipated Fed Cat: NHPP											
TIP #:	Let With:	Future Cost: 0 Estimate Total: 718											
County: Butler	Bridge replacement over Cane Creek. Project involves bridge S0524.						Engineering:	0	1	1	8	11	82
Route: MO 142							R/W:	0	0	0	0	13	0
Job No.: 9S3557							Construction:	0	0	0	0	0	777
Length: 0.02	MPO: N							FFOS:	0	0	0	0	0
Fund Cat: Taking Care Of System	AC-State: 715 State: 178 Local: 0						Payments:	0	0	0	0	0	0
Sec Cat: Rehab And Reconst	Awd Date: 2023	Anticipated Fed Cat: STBG											
TIP #:	Let With:	Future Cost: 0 Estimate Total: 893											
County: Butler	Bridge improvements over Black River. Project involves bridge K0263.						Engineering:	7	20	30	20	277	0
Route: BU 60							R/W:	0	0	0	0	0	0
Job No.: 9S3381							Construction:	0	0	0	0	3,852	0
Length: 0.10	MPO: N							FFOS:	0	0	0	0	0
Fund Cat: Taking Care Of System	Fed: 3,360 State: 839 Local: 0						Payments:	0	0	0	0	0	0
Sec Cat: Rehab And Reconst	Awd Date: 2022	Anticipated Fed Cat: NHPP											
TIP #:	Let With:	Future Cost: 0 Estimate Total: 4,206											

* Subject to the approval of the Transportation Improvement Program by the governing Metropolitan Planning Organization.

May-24-2018

Section 4 - 1

District Southeast

Dollars in Thousands



2019-2023 Highway and Bridge Construction Schedule

Transportation Planning

P.O. Box 270
Jefferson City, MO 65102

Construction contingency applied to construction cost in the year the project is awarded.

Three percent project growth factor compounded annually is applied to right-of-way and construction costs in program years 2, 3, 4, and 5.

No inflation is applied to the Funding From Other Sources (FFOS) or Payments.

Engineering includes PE costs, CE costs and R/W incidentals.

Construction contingency applied to construction cost in the year the project is awarded. Three percent project growth factor compounded annually is applied to right-of-way and construction costs in program years 2, 3, 4, and 5. No inflation is applied to the Funding From Other Sources (FFOS) or Payments. Engineering includes PE costs, CE costs and R/W incidentals.													STATE FISCAL YEAR PROJECT BUDGETING						
													Prior Prog.	7/2018- 6/2019	7/2019- 6/2020	7/2020- 6/2021	7/2021- 6/2022	7/2022- 6/2023	
County: Butler	Pavement resurfacing from Arkansas State line to Rte. 160.												Engineering:	0	1	1	18	20	175
Route: US 67													R/W:	0	0	0	0	0	0
Job No.: 9P3514													Construction:	0	0	0	0	0	2,463
Length: 11.82	MPO: N												FFOS:	0	0	0	0	0	0
Fund Cat: Taking Care Of System	AC-State: 2,142 State: 536 Local: 0												Payments:	0	0	0	0	0	0
Sec Cat: Thin Lift Overlay	Awd Date: 2023		Anticipated Fed Cat: STBG																
TIP #:	Let With:		Future Cost: 0 Estimate Total: 2,678																
County: Butler	Pavement resurfacing from Rte. 51 near Broseley to Rte. 53.												Engineering:	2	5	60	0	0	0
Route: RT CC													R/W:	0	0	0	0	0	0
Job No.: 9S3360													Construction:	0	0	708	0	0	0
Length: 10.70	MPO: N												FFOS:	0	0	0	0	0	0
Fund Cat: Taking Care Of System	AC-State: 618 State: 155 Local: 0												Payments:	0	0	0	0	0	0
Sec Cat: Thin Lift Overlay	Awd Date: 2020		Anticipated Fed Cat: STBG																
TIP #:	Let With:		Future Cost: 0 Estimate Total: 775																
County: Butler	Pavement resurfacing from Rte. 160 to end of state maintenance.												Engineering:	0	0	10	18	0	0
Route: RT F													R/W:	0	0	0	0	0	0
Job No.: 9S3359													Construction:	0	0	0	202	0	0
Length: 2.54	MPO: N												FFOS:	0	0	0	0	0	0
Fund Cat: Taking Care Of System	AC-State: 184 State: 46 Local: 0												Payments:	0	0	0	0	0	0
Sec Cat: Thin Lift Overlay	Awd Date: 2021		Anticipated Fed Cat: STBG																
TIP #:	Let With:		Future Cost: 0 Estimate Total: 230																
County: Butler	Pavement resurfacing from Rte. 67 to end of state maintenance.												Engineering:	2	2	23	0	0	0
Route: RT JJ													R/W:	0	0	0	0	0	0
Job No.: 9S3362													Construction:	0	0	227	0	0	0
Length: 3.18	MPO: N												FFOS:	0	0	0	0	0	0
Fund Cat: Taking Care Of System	AC-State: 202 State: 50 Local: 0												Payments:	0	0	0	0	0	0
Sec Cat: Thin Lift Overlay	Awd Date: 2020		Anticipated Fed Cat: STBG																
TIP #:	Let With:		Future Cost: 0 Estimate Total: 254																
County: Butler	Pavement resurfacing from Rte. T to Rte. W.												Engineering:	0	0	5	35	0	0
Route: RT KK													R/W:	0	0	0	0	0	0
Job No.: 9S3361													Construction:	0	0	0	386	0	0
Length: 5.22	MPO: N												FFOS:	0	0	0	0	0	0
Fund Cat: Taking Care Of System	AC-State: 341 State: 85 Local: 0												Payments:	0	0	0	0	0	0
Sec Cat: Thin Lift Overlay	Awd Date: 2021		Anticipated Fed Cat: STBG																
TIP #:	Let With:		Future Cost: 0 Estimate Total: 426																

* Subject to the approval of the Transportation Improvement Program by the governing Metropolitan Planning Organization.

May-24-2018

Section 4 - 2

District Southeast

Dollars in Thousands



2019-2023 Highway and Bridge Construction Schedule

Transportation Planning

P.O. Box 270
Jefferson City, MO 65102

Construction contingency applied to construction cost in the year the project is awarded.

Three percent project growth factor compounded annually is applied to right-of-way and construction costs in program years 2, 3, 4, and 5.

No inflation is applied to the Funding From Other Sources (FFOS) or Payments.

Engineering includes PE costs, CE costs and R/W incidentals.

Construction contingency applied to construction cost in the year the project is awarded. Three percent project growth factor compounded annually is applied to right-of-way and construction costs in program years 2, 3, 4, and 5. No inflation is applied to the Funding From Other Sources (FFOS) or Payments. Engineering includes PE costs, CE costs and R/W incidentals.												STATE FISCAL YEAR PROJECT BUDGETING					
												Prior Prog.	7/2018- 6/2019	7/2019- 6/2020	7/2020- 6/2021	7/2021- 6/2022	7/2022- 6/2023
County: Butler Route: RT M Job No.: 9S3556 Length: 7.69 MPO: N Fund Cat: Safety																	

* Subject to the approval of the Transportation Improvement Program by the governing Metropolitan Planning Organization.

May-24-2018

Section 4 - 3

District Southeast

Dollars in Thousands



2019-2023 Highway and Bridge Construction Schedule

Transportation Planning

P.O. Box 270
Jefferson City, MO 65102

Construction contingency applied to construction cost in the year the project is awarded.

Three percent project growth factor compounded annually is applied to right-of-way and construction costs in program years 2, 3, 4, and 5.

No inflation is applied to the Funding From Other Sources (FFOS) or Payments.

Engineering includes PE costs, CE costs and R/W incidentals.

Construction contingency applied to construction cost in the year the project is awarded. Three percent project growth factor compounded annually is applied to right-of-way and construction costs in program years 2, 3, 4, and 5. No inflation is applied to the Funding From Other Sources (FFOS) or Payments. Engineering includes PE costs, CE costs and R/W incidentals.							STATE FISCAL YEAR PROJECT BUDGETING					
							Prior Prog.	7/2018- 6/2019	7/2019- 6/2020	7/2020- 6/2021	7/2021- 6/2022	7/2022- 6/2023
County: Cape Girardeau Route: MO 34 Job No.: 9P3308 Length: 0.33 MPO: Y Fund Cat: Taking Care Of System Sec Cat: Rehab And Reconst Awd Date: 2020 Anticipated Fed Cat: NHPP TIP #: Let With: Future Cost: 0 Estimate Total: 2,227	Bridge rehabilitation over Mississippi River. Project involves bridge A5076. \$1,000,000 from IDOT.						Engineering: 10	10	147	0	0	0
							R/W: 0	0	0	0	0	0
							Construction: 0	0	2,060	0	0	0
							FFOS: 0	0	1,000	0	0	0
							Payments: 0	0	0	0	0	0
County: Cape Girardeau Route: IS 55 Job No.: 9I3110 Length: 13.99 MPO: N Fund Cat: Statewide Interstate And Major Bridge Sec Cat: Rehab And Reconst Awd Date: 2020 Anticipated Fed Cat: NHPP TIP #: Let With: Future Cost: 0 Estimate Total: 3,705	Pavement improvements from 0.7 mile south of Rte. KK to Rte. T.						Engineering: 130	2	225	0	0	0
							R/W: 0	0	0	0	0	0
							Construction: 0	0	3,348	0	0	0
							FFOS: 0	0	0	0	0	0
							Payments: 0	0	0	0	0	0
County: Cape Girardeau Route: IS 55 Job No.: 9I3125 Length: 1.30 MPO: Y Fund Cat: Statewide Interstate And Major Bridge Sec Cat: Rehab And Reconst Awd Date: Spring 19 Anticipated Fed Cat: NHFP TIP #: Let With: 9P3460 Future Cost: 0 Estimate Total: 5,995	Bridge replacements over Rte. 61. Project involves bridges A0338 northbound and southbound.						Engineering: 174	467	0	0	0	0
							R/W: 0	0	0	0	0	0
							Construction: 0	5,354	0	0	0	0
							FFOS: 0	0	0	0	0	0
							Payments: 0	0	0	0	0	0
County: Cape Girardeau Route: OR 55 Job No.: 9S3365 Length: 3.94 MPO: Y Fund Cat: Taking Care Of System Sec Cat: Thin Lift Overlay Awd Date: Spring 19 Anticipated Fed Cat: STBG TIP #: Let With: 9P3357, 9L19TRA Future Cost: 0 Estimate Total: 398	Pavement resurfacing from beginning of state maintenance to Rte. 61.						Engineering: 2	35	0	0	0	0
							R/W: 0	0	0	0	0	0
							Construction: 0	361	0	0	0	0
							FFOS: 0	0	0	0	0	0
							Payments: 0	0	0	0	0	0
County: Cape Girardeau Route: US 61 Job No.: 9P3126 Length: 0.05 MPO: Y Fund Cat: Taking Care Of System Sec Cat: Rehab And Reconst Awd Date: Winter 19 Anticipated Fed Cat: NHPP TIP #: Let With: 9S3286, 9S3506, 9S3280, 9S3500 Future Cost: 0 Estimate Total: 296	Bridge rehabilitation over Cape LaCrox Creek. Project involves bridge H0572.						Engineering: 20	21	0	0	0	0
							R/W: 0	0	0	0	0	0
							Construction: 0	255	0	0	0	0
							FFOS: 0	0	0	0	0	0
							Payments: 0	0	0	0	0	0

* Subject to the approval of the Transportation Improvement Program by the governing Metropolitan Planning Organization.

May-24-2018

Section 4 - 4

District Southeast

Dollars in Thousands



2019-2023 Highway and Bridge Construction Schedule

Transportation Planning

P.O. Box 270
Jefferson City, MO 65102

Construction contingency applied to construction cost in the year the project is awarded.

Three percent project growth factor compounded annually is applied to right-of-way and construction costs in program years 2, 3, 4, and 5.

No inflation is applied to the Funding From Other Sources (FFOS) or Payments.

Engineering includes PE costs, CE costs and R/W incidentals.

Construction contingency applied to construction cost in the year the project is awarded. Three percent project growth factor compounded annually is applied to right-of-way and construction costs in program years 2, 3, 4, and 5. No inflation is applied to the Funding From Other Sources (FFOS) or Payments. Engineering includes PE costs, CE costs and R/W incidentals.										STATE FISCAL YEAR PROJECT BUDGETING						
										Prior Prog.	7/2018- 6/2019	7/2019- 6/2020	7/2020- 6/2021	7/2021- 6/2022	7/2022- 6/2023	
County: Cape Girardeau	Pavement resurfacing from I-55 at Fruitland to Rte. 25.									Engineering:	0	104	0	0	0	0
Route: US 61										R/W:	0	69	0	0	0	0
Job No.: 9P3357										Construction:	0	875	0	0	0	0
Length: 4.01	MPO: Y								FFOS:	0	0	0	0	0	0	
Fund Cat: Taking Care Of System			AC-State: 838	State: 210	Local: 0				Payments:	0	0	0	0	0	0	
Sec Cat: Thin Lift Overlay	Awd Date: Spring 19	Anticipated Fed Cat: STBG														
TIP #: Let With: 9S3365, 9L19TRA			Future Cost: 0	Estimate Total: 1,048												
County: Cape Girardeau	Modify interchange configuration from Old Orchard Road to 0.2 mile south of Veteran's Memorial Drive.									Engineering:	20	748	0	0	0	0
Route: US 61										R/W:	0	472	0	0	0	0
Job No.: 9P3460										Construction:	0	4,980	0	0	0	0
Length: 1.38	MPO: Y								FFOS:	0	0	0	0	0	0	
Fund Cat: Taking Care Of System			AC-State: 4,960	State: 1,240	Local: 0				Payments:	0	0	0	0	0	0	
Sec Cat: Thin Lift Overlay	Awd Date: Spring 19	Anticipated Fed Cat: STBG														
TIP #: Let With: 9I3125			Future Cost: 0	Estimate Total: 6,220												
County: Cape Girardeau	Bridge replacement over Whitewater River. Project involves bridge L0567.									Engineering:	30	20	24	167	0	0
Route: RT A										R/W:	0	0	20	0	0	0
Job No.: 9S3299										Construction:	0	0	0	1,502	0	0
Length: 0.24	MPO: N								FFOS:	0	0	0	0	0	0	
Fund Cat: Taking Care Of System			Fed: 1,387	State: 346	Local: 0				Payments:	0	0	0	0	0	0	
Sec Cat: Rehab And Reconst	Awd Date: 2021	Anticipated Fed Cat: NHPP														
TIP #: Let With:			Future Cost: 0	Estimate Total: 1,763												
County: Cape Girardeau	Pavement resurfacing from Rte. U to Rte. 25 near Dutchtown.									Engineering:	5	4	55	0	0	0
Route: RT A										R/W:	0	0	0	0	0	0
Job No.: 9S3400										Construction:	0	0	653	0	0	0
Length: 10.75	MPO: N								FFOS:	0	0	0	0	0	0	
Fund Cat: Taking Care Of System			AC-State: 569	State: 143	Local: 0				Payments:	0	0	0	0	0	0	
Sec Cat: Thin Lift Overlay	Awd Date: 2020	Anticipated Fed Cat: STBG														
TIP #: Let With:			Future Cost: 0	Estimate Total: 717												
County: Cape Girardeau	Bridge replacement over Caney Creek. Project involves bridge P0736.									Engineering:	20	17	83	0	0	0
Route: RT AA										R/W:	0	6	0	0	0	0
Job No.: 9S3393										Construction:	0	0	721	0	0	0
Length: 0.20	MPO: N								FFOS:	0	0	0	0	0	0	
Fund Cat: Taking Care Of System			AC-State: 662	State: 165	Local: 0				Payments:	0	0	0	0	0	0	
Sec Cat: Rehab And Reconst	Awd Date: 2020	Anticipated Fed Cat: STBG														
TIP #: Let With:			Future Cost: 0	Estimate Total: 847												

* Subject to the approval of the Transportation Improvement Program by the governing Metropolitan Planning Organization.

May-24-2018

Section 4 - 5

District Southeast

Dollars in Thousands



2019-2023 Highway and Bridge Construction Schedule

Transportation Planning

P.O. Box 270
Jefferson City, MO 65102

Construction contingency applied to construction cost in the year the project is awarded.

Three percent project growth factor compounded annually is applied to right-of-way and construction costs in program years 2, 3, 4, and 5.

No inflation is applied to the Funding From Other Sources (FFOS) or Payments.

Engineering includes PE costs, CE costs and R/W incidentals.

Construction contingency applied to construction cost in the year the project is awarded. Three percent project growth factor compounded annually is applied to right-of-way and construction costs in program years 2, 3, 4, and 5. No inflation is applied to the Funding From Other Sources (FFOS) or Payments. Engineering includes PE costs, CE costs and R/W incidentals.							STATE FISCAL YEAR PROJECT BUDGETING						
							Prior Prog.	7/2018-	7/2019-	7/2020-	7/2021-	7/2022-	
								6/2019	6/2020	6/2021	6/2022	6/2023	
County: Cape Girardeau	Pavement resurfacing from County Road 217 to I-55. \$60,058.11 Earmark Demo ID						Engineering:	2	2	4	85	0	0
Route: RT AB	MO208						R/W:	0	0	0	0	0	0
Job No.: 9P3391							Construction:	0	0	0	979	0	0
Length: 1.80	MPO: Y						FFOS:	0	0	0	60	0	0
Fund Cat: Taking Care Of System						Fed: 856 State: 214 Local: 0	Payments:	0	0	0	0	0	0
Sec Cat: Thin Lift Overlay	Awd Date: 2021	Anticipated Fed Cat: STBG											
TIP #:	Let With:	Future Cost: 0 Estimate Total: 1,072											
County: Cape Girardeau	Bridge replacement over Drainage Ditch 8. Project involves bridge N0412.						Engineering:	15	54	0	0	0	0
Route: RT NN							R/W:	0	6	0	0	0	0
Job No.: 9S3286							Construction:	0	459	0	0	0	0
Length: 0.11	MPO: N						FFOS:	0	0	0	0	0	0
Fund Cat: Taking Care Of System						AC-State: 416 State: 103 Local: 0	Payments:	0	0	0	0	0	0
Sec Cat: Rehab And Reconst	Awd Date: Winter 19	Anticipated Fed Cat: NHPP											
TIP #:	Let With: 9S3506, 9P3126, 9S3500, 9S3280	Future Cost: 0 Estimate Total: 534											
County: Cape Girardeau	Pavement resurfacing in Trail of Tears State Park. Funded by MDNR.						Engineering:	0	56	0	0	0	0
Route: PK TRA2 A							R/W:	0	0	0	0	0	0
Job No.: 9L19TRA							Construction:	0	523	0	0	0	0
Length: 5.96	MPO: N						FFOS:	0	0	0	0	0	0
Fund Cat: Taking Care Of System						Fed: 0 State: 579 Local: 0	Payments:	0	0	0	0	0	0
Sec Cat: Low Type Resurfacing	Awd Date: Spring 19	Anticipated Fed Cat: State											
TIP #:	Let With: 9P3357, 9S3365	Future Cost: 0 Estimate Total: 579											
County: Cape Girardeau	Box culvert extension 0.5 mile south of Rte. Y.						Engineering:	0	6	0	0	0	0
Route: RT W							R/W:	0	0	0	0	0	0
Job No.: 9S3506							Construction:	0	31	0	0	0	0
Length: 0.05	MPO: Y						FFOS:	0	0	0	0	0	0
Fund Cat: Taking Care Of System						Fed: 30 State: 7 Local: 0	Payments:	0	0	0	0	0	0
Sec Cat: Rehab And Reconst	Awd Date: Winter 19	Anticipated Fed Cat: NHPP											
TIP #:	Let With: 9S3286, 9S3500, 9P3126, 9S3280	Future Cost: 0 Estimate Total: 37											
County: Carter	Pavement resurfacing on eastbound lane from 0.4 mile west of Rte. Y to Fremont.						Engineering:	2	11	0	0	0	0
Route: US 60							R/W:	0	0	0	0	0	0
Job No.: 9P3199							Construction:	0	116	0	0	0	0
Length: 0.56	MPO: N						FFOS:	0	0	0	0	0	0
Fund Cat: Taking Care Of System						Fed: 101 State: 26 Local: 0	Payments:	0	0	0	0	0	0
Sec Cat: Thin Lift Overlay	Awd Date: Fall 18	Anticipated Fed Cat: NHPP											
TIP #:	Let With: 9P3200	Future Cost: 0 Estimate Total: 129											

* Subject to the approval of the Transportation Improvement Program by the governing Metropolitan Planning Organization.

May-24-2018

Section 4 - 6

District Southeast

Dollars in Thousands



2019-2023 Highway and Bridge Construction Schedule

Transportation Planning

P.O. Box 270
Jefferson City, MO 65102

Construction contingency applied to construction cost in the year the project is awarded.

Three percent project growth factor compounded annually is applied to right-of-way and construction costs in program years 2, 3, 4, and 5.

No inflation is applied to the Funding From Other Sources (FFOS) or Payments.

Engineering includes PE costs, CE costs and R/W incidentals.

Construction contingency applied to construction cost in the year the project is awarded. Three percent project growth factor compounded annually is applied to right-of-way and construction costs in program years 2, 3, 4, and 5. No inflation is applied to the Funding From Other Sources (FFOS) or Payments. Engineering includes PE costs, CE costs and R/W incidentals.											STATE FISCAL YEAR PROJECT BUDGETING					
											Prior Prog.	7/2018- 6/2019	7/2019- 6/2020	7/2020- 6/2021	7/2021- 6/2022	7/2022- 6/2023
County: Carter Route: US 60 Job No.: 9P3200 Length: 6.02 MPO: N Fund Cat: Taking Care Of System Fed: 1,042 State: 260 Local: 0 Sec Cat: Thin Lift Overlay Awd Date: Fall 18 Anticipated Fed Cat: NHPP TIP #: Let With: 9P3199 Future Cost: 0 Estimate Total: 1,322	Engineering: R/W: Construction: FFOS: Payments:	20 0 0 0 0	106 0 1,196 0 0	0 0 0 0 0	0 0 0 0 0	0 0 0 0 0										
County: Carter Route: US 60 Job No.: 9P3426 Length: 8.96 MPO: N Fund Cat: Taking Care Of System AC-State: 1,166 State: 292 Local: 0 Sec Cat: Thin Lift Overlay Awd Date: 2020 Anticipated Fed Cat: NHPP TIP #: Let With: Future Cost: 0 Estimate Total: 1,460	Engineering: R/W: Construction: FFOS: Payments:	2 0 0 0 0	16 0 0 0 0	109 0 1,333 0 0	0 0 0 0 0	0 0 0 0 0										
County: Carter Route: RT B Job No.: 9S3374 Length: 10.71 MPO: N Fund Cat: Taking Care Of System AC-State: 725 State: 181 Local: 0 Sec Cat: Thin Lift Overlay Awd Date: 2021 Anticipated Fed Cat: STBG TIP #: Let With: Future Cost: 0 Estimate Total: 908	Engineering: R/W: Construction: FFOS: Payments:	2 0 0 0 0	2 0 0 0 0	10 0 0 0 0	65 0 829 0 0	0 0 0 0 0										
County: Carter Route: RT Y Job No.: 9S3508 Length: 0.20 MPO: N Fund Cat: Taking Care Of System AC-State: 111 State: 28 Local: 0 Sec Cat: Systems Operations Awd Date: Winter 19 Anticipated Fed Cat: STBG TIP #: Let With: Future Cost: 0 Estimate Total: 139	Engineering: R/W: Construction: FFOS: Payments:	0 0 0 0 0	18 0 121 0 0	0 0 0 0 0	0 0 0 0 0	0 0 0 0 0										
County: Douglas Route: MO 76 Job No.: 9S3377 Length: 10.88 MPO: N Fund Cat: Taking Care Of System AC-State: 650 State: 163 Local: 0 Sec Cat: Thin Lift Overlay Awd Date: 2020 Anticipated Fed Cat: STBG TIP #: Let With: Future Cost: 0 Estimate Total: 815	Engineering: R/W: Construction: FFOS: Payments:	2 0 0 0 0	10 0 0 0 0	60 0 743 0 0	0 0 0 0 0	0 0 0 0 0										

* Subject to the approval of the Transportation Improvement Program by the governing Metropolitan Planning Organization.

May-24-2018

Section 4 - 7

District Southeast

Dollars in Thousands



2019-2023 Highway and Bridge Construction Schedule

Transportation Planning

P.O. Box 270
Jefferson City, MO 65102

Construction contingency applied to construction cost in the year the project is awarded.

Three percent project growth factor compounded annually is applied to right-of-way and construction costs in program years 2, 3, 4, and 5.

No inflation is applied to the Funding From Other Sources (FFOS) or Payments.

Engineering includes PE costs, CE costs and R/W incidentals.

Construction contingency applied to construction cost in the year the project is awarded. Three percent project growth factor compounded annually is applied to right-of-way and construction costs in program years 2, 3, 4, and 5. No inflation is applied to the Funding From Other Sources (FFOS) or Payments. Engineering includes PE costs, CE costs and R/W incidentals.							STATE FISCAL YEAR PROJECT BUDGETING						
							Prior Prog.	7/2018- 6/2019	7/2019- 6/2020	7/2020- 6/2021	7/2021- 6/2022	7/2022- 6/2023	
County: Douglas Route: MO 95 Job No.: 9S3378 Length: 17.70 MPO: N Fund Cat: Taking Care Of System Sec Cat: Thin Lift Overlay Awd Date: 2021 Anticipated Fed Cat: STBG TIP #: Let With: Future Cost: 0 Estimate Total: 1,396	Pavement improvements from Rte. 14 to Rte. 5.						Engineering:	2	2	16	102	0	0
							R/W:	0	0	0	0	0	0
							Construction:	0	0	0	1,274	0	0
							FFOS:	0	0	0	0	0	0
							Payments:	0	0	0	0	0	0
County: Douglas Route: RT JJ Job No.: 9S3424 Length: 12.04 MPO: N Fund Cat: Taking Care Of System Sec Cat: Thin Lift Overlay Awd Date: 2020 Anticipated Fed Cat: STBG TIP #: Let With: Future Cost: 0 Estimate Total: 803	Pavement improvements from Rte. 5 to Rte. 95.						Engineering:	2	8	59	0	0	0
							R/W:	0	0	0	0	0	0
							Construction:	0	0	734	0	0	0
							FFOS:	0	0	0	0	0	0
							Payments:	0	0	0	0	0	0
County: Dunklin Route: MO 108 Job No.: 9S3465 Length: 5.70 MPO: N Fund Cat: Taking Care Of System Sec Cat: Thin Lift Overlay Awd Date: 2022 Anticipated Fed Cat: STBG TIP #: Let With: Future Cost: 0 Estimate Total: 408	Pavement resurfacing from Arkansas State line to Rte. 412.						Engineering:	1	1	1	7	28	0
							R/W:	0	0	0	0	0	0
							Construction:	0	0	0	0	370	0
							FFOS:	0	0	0	0	0	0
							Payments:	0	0	0	0	0	0
County: Dunklin Route: MO 153 Job No.: 9S3517 Length: 0.30 MPO: N Fund Cat: Taking Care Of System Sec Cat: Rehab And Reconst Awd Date: 2023 Anticipated Fed Cat: NHPP TIP #: Let With: Future Cost: 0 Estimate Total: 275	Bridge replacement over Taylor Slu. Project involves Bridge J0842.						Engineering:	0	1	1	5	12	17
							R/W:	0	0	0	0	12	0
							Construction:	0	0	0	0	0	227
							FFOS:	0	0	0	0	0	0
							Payments:	0	0	0	0	0	0
County: Dunklin Route: MO 84 Job No.: 9P3091 Length: 0.20 MPO: N Fund Cat: Taking Care Of System Sec Cat: Rehab And Reconst Awd Date: 2020 Anticipated Fed Cat: NHPP TIP #: Let With: Future Cost: 0 Estimate Total: 2,124	Bridge structural steel painting and joint repair over St. Francis River. Project involves bridge A3217. \$1,000,000 from AHTD.						Engineering:	2	25	159	0	0	0
							R/W:	0	0	0	0	0	0
							Construction:	0	0	1,938	0	0	0
							FFOS:	0	0	1,000	0	0	0
							Payments:	0	0	0	0	0	0

* Subject to the approval of the Transportation Improvement Program by the governing Metropolitan Planning Organization.

May-24-2018

Section 4 - 8

District Southeast

Dollars in Thousands



2019-2023 Highway and Bridge Construction Schedule

Transportation Planning

P.O. Box 270
Jefferson City, MO 65102

Construction contingency applied to construction cost in the year the project is awarded.

Three percent project growth factor compounded annually is applied to right-of-way and construction costs in program years 2, 3, 4, and 5.

No inflation is applied to the Funding From Other Sources (FFOS) or Payments.

Engineering includes PE costs, CE costs and R/W incidentals.

Construction contingency applied to construction cost in the year the project is awarded. Three percent project growth factor compounded annually is applied to right-of-way and construction costs in program years 2, 3, 4, and 5. No inflation is applied to the Funding From Other Sources (FFOS) or Payments. Engineering includes PE costs, CE costs and R/W incidentals.												STATE FISCAL YEAR PROJECT BUDGETING					
												Prior Prog.	7/2018- 6/2019	7/2019- 6/2020	7/2020- 6/2021	7/2021- 6/2022	7/2022- 6/2023
County: Dunklin Route: RT AC Job No.: 9S3318 Length: 1.74 MPO: N Fund Cat: Taking Care Of System AC-State: 131 State: 33 Local: 0 Sec Cat: Thin Lift Overlay Awd Date: Winter 19 Anticipated Fed Cat: STBG TIP #: Let With: 9S3319, 9S3336, 9S3338 Future Cost: 0 Estimate Total: 165	Engineering:	1	15	0	0	0	0										
	R/W:	0	0	0	0	0	0										
	Construction:	0	149	0	0	0	0										
	FFOS:	0	0	0	0	0	0										
	Payments:	0	0	0	0	0	0										
County: Dunklin Route: RT DD Job No.: 9S3367 Length: 0.20 MPO: N Fund Cat: Taking Care Of System AC-State: 753 State: 187 Local: 0 Sec Cat: Rehab And Reconst Awd Date: 2022 Anticipated Fed Cat: NHPP TIP #: Let With: Future Cost: 0 Estimate Total: 942	Engineering:	2	10	12	20	85	0										
	R/W:	0	0	7	0	0	0										
	Construction:	0	0	0	0	806	0										
	FFOS:	0	0	0	0	0	0										
	Payments:	0	0	0	0	0	0										
County: Dunklin Route: RT DD Job No.: 9S3510 Length: 0.10 MPO: N Fund Cat: Taking Care Of System Fed: 629 State: 155 Local: 0 Sec Cat: Rehab And Reconst Awd Date: 2023 Anticipated Fed Cat: NHPP TIP #: Let With: Future Cost: 0 Estimate Total: 784	Engineering:	0	1	1	10	22	67										
	R/W:	0	0	0	0	12	0										
	Construction:	0	0	0	0	0	671										
	FFOS:	0	0	0	0	0	0										
	Payments:	0	0	0	0	0	0										
County: Dunklin Route: RT E Job No.: 9S3291 Length: 2.77 MPO: N Fund Cat: Taking Care Of System AC-State: 477 State: 118 Local: 0 Sec Cat: Thin Lift Overlay Awd Date: 2020 Anticipated Fed Cat: STBG TIP #: Let With: Future Cost: 0 Estimate Total: 607	Engineering:	12	2	43	0	0	0										
	R/W:	0	0	0	0	0	0										
	Construction:	0	0	550	0	0	0										
	FFOS:	0	0	0	0	0	0										
	Payments:	0	0	0	0	0	0										
County: Dunklin Route: RT F Job No.: 9S3319 Length: 5.50 MPO: N Fund Cat: Taking Care Of System AC-State: 303 State: 76 Local: 0 Sec Cat: Thin Lift Overlay Awd Date: Winter 19 Anticipated Fed Cat: STBG TIP #: Let With: 9S3318, 9S3336, 9S3338 Future Cost: 0 Estimate Total: 380	Engineering:	1	33	0	0	0	0										
	R/W:	0	0	0	0	0	0										
	Construction:	0	346	0	0	0	0										
	FFOS:	0	0	0	0	0	0										
	Payments:	0	0	0	0	0	0										

* Subject to the approval of the Transportation Improvement Program by the governing Metropolitan Planning Organization.

May-24-2018

Section 4 - 9

District Southeast

Dollars in Thousands



2019-2023 Highway and Bridge Construction Schedule

Transportation Planning

P.O. Box 270
Jefferson City, MO 65102

Construction contingency applied to construction cost in the year the project is awarded.

Three percent project growth factor compounded annually is applied to right-of-way and construction costs in program years 2, 3, 4, and 5.

No inflation is applied to the Funding From Other Sources (FFOS) or Payments.

Engineering includes PE costs, CE costs and R/W incidentals.

Construction contingency applied to construction cost in the year the project is awarded. Three percent project growth factor compounded annually is applied to right-of-way and construction costs in program years 2, 3, 4, and 5. No inflation is applied to the Funding From Other Sources (FFOS) or Payments. Engineering includes PE costs, CE costs and R/W incidentals.												STATE FISCAL YEAR PROJECT BUDGETING					
												Prior Prog.	7/2018- 6/2019	7/2019- 6/2020	7/2020- 6/2021	7/2021- 6/2022	7/2022- 6/2023
County: Dunklin Route: RT J Job No.: 9S3403 Length: 11.50 MPO: N Fund Cat: Taking Care Of System Sec Cat: Thin Lift Overlay Awd Date: 2022 Anticipated Fed Cat: STBG TIP #: Let With: Future Cost: 0 Estimate Total: 1,516	Pavement resurfacing from Bus. 25 to Rte. 53.					Engineering:	2	2	2	8	98	0					
							R/W:	0	0	0	0	0	0				
							Construction:	0	0	0	0	1,404	0				
							FFOS:	0	0	0	0	0	0				
							Payments:	0	0	0	0	0	0				
County: Dunklin Route: RT M Job No.: 9S3337 Length: 2.51 MPO: N Fund Cat: Taking Care Of System Sec Cat: Thin Lift Overlay Awd Date: 2022 Anticipated Fed Cat: STBG TIP #: Let With: Future Cost: 0 Estimate Total: 269	Pavement resurfacing from Rte. 25 to Rte. 153.					Engineering:	0	1	1	8	20	0					
							R/W:	0	0	0	0	0	0				
							Construction:	0	0	0	0	239	0				
							FFOS:	0	0	0	0	0	0				
							Payments:	0	0	0	0	0	0				
County: Dunklin Route: RT N Job No.: 9S3336 Length: 6.92 MPO: N Fund Cat: Taking Care Of System Sec Cat: Thin Lift Overlay Awd Date: Winter 19 Anticipated Fed Cat: STBG TIP #: Let With: 9S3318, 9S3319, 9S3338 Future Cost: 0 Estimate Total: 558	Pavement resurfacing from Rte. 412 to Rte. 164.					Engineering:	5	40	0	0	0	0					
							R/W:	0	0	0	0	0	0				
							Construction:	0	513	0	0	0	0				
							FFOS:	0	0	0	0	0	0				
							Payments:	0	0	0	0	0	0				
County: Dunklin Route: RT NN Job No.: 9S3404 Length: 16.41 MPO: N Fund Cat: Taking Care Of System Sec Cat: Thin Lift Overlay Awd Date: 2021 Anticipated Fed Cat: STBG TIP #: Let With: Future Cost: 0 Estimate Total: 1,383	Pavement resurfacing from Rte. 412 to Arkansas State line.					Engineering:	2	2	10	97	0	0					
							R/W:	0	0	0	0	0	0				
							Construction:	0	0	0	1,272	0	0				
							FFOS:	0	0	0	0	0	0				
							Payments:	0	0	0	0	0	0				
County: Dunklin Route: RT P Job No.: 9S3339 Length: 4.30 MPO: N Fund Cat: Taking Care Of System Sec Cat: Thin Lift Overlay Awd Date: 2022 Anticipated Fed Cat: STBG TIP #: Let With: Future Cost: 0 Estimate Total: 434	Pavement resurfacing from Rte. C in Senath to Rte. Y.					Engineering:	0	1	1	8	30	0					
							R/W:	0	0	0	0	0	0				
							Construction:	0	0	0	0	394	0				
							FFOS:	0	0	0	0	0	0				
							Payments:	0	0	0	0	0	0				

* Subject to the approval of the Transportation Improvement Program by the governing Metropolitan Planning Organization.

May-24-2018

Section 4 - 10

District Southeast

Dollars in Thousands



2019-2023 Highway and Bridge Construction Schedule

Transportation Planning

P.O. Box 270
Jefferson City, MO 65102

Construction contingency applied to construction cost in the year the project is awarded.

Three percent project growth factor compounded annually is applied to right-of-way and construction costs in program years 2, 3, 4, and 5.

No inflation is applied to the Funding From Other Sources (FFOS) or Payments.

Engineering includes PE costs, CE costs and R/W incidentals.

Construction contingency applied to construction cost in the year the project is awarded. Three percent project growth factor compounded annually is applied to right-of-way and construction costs in program years 2, 3, 4, and 5. No inflation is applied to the Funding From Other Sources (FFOS) or Payments. Engineering includes PE costs, CE costs and R/W incidentals.											STATE FISCAL YEAR PROJECT BUDGETING					
											Prior Prog.	7/2018- 6/2019	7/2019- 6/2020	7/2020- 6/2021	7/2021- 6/2022	7/2022- 6/2023
County: Dunklin Route: RT WW Job No.: 9S3338 Length: 5.58 MPO: N Fund Cat: Taking Care Of System Sec Cat: Thin Lift Overlay Awd Date: Winter 19 TIP #: Let With: 9S3318, 9S3319, 9S3336	Pavement resurfacing from Rte. 53 to Rte. J. AC-State: 310 State: 77 Local: 0 Anticipated Fed Cat: STBG Future Cost: 0 Estimate Total: 392					Engineering: 5 R/W: 0 Construction: 0 FFOS: 0 Payments: 0	30 0 357 0 0	0 0 0 0 0	0 0 0 0 0	0 0 0 0 0						
County: Dunklin Route: RT ZZ Job No.: 9S3368 Length: 0.20 MPO: N Fund Cat: Taking Care Of System Sec Cat: Rehab And Reconst Awd Date: 2021 TIP #: Let With:	Bridge replacement over Deering Drainage Ditch. Project involves bridge N0568. AC-State: 375 State: 92 Local: 0 Anticipated Fed Cat: NHPP Future Cost: 0 Estimate Total: 469					Engineering: 2 R/W: 0 Construction: 0 FFOS: 0 Payments: 0	12 6 0 0 0	10 0 0 0 0	43 0 396 0 0	0 0 0 0 0						
County: Howell Route: US 60 Job No.: 9P3196 Length: 11.46 MPO: N Fund Cat: Taking Care Of System Sec Cat: Thin Lift Overlay Awd Date: Fall 18 TIP #: Let With: 9P3202	Pavement resurfacing on the eastbound lane from Mountain View to Birch Tree. Fed: 1,759 State: 440 Local: 0 Anticipated Fed Cat: NHPP Future Cost: 0 Estimate Total: 2,239					Engineering: 40 R/W: 0 Construction: 0 FFOS: 0 Payments: 0	179 0 2,020 0 0	0 0 0 0 0	0 0 0 0 0	0 0 0 0 0						
County: Howell Route: US 60 Job No.: 9P3202 Length: 13.85 MPO: N Fund Cat: Taking Care Of System Sec Cat: Thin Lift Overlay Awd Date: Fall 18 TIP #: Let With: 9P3196	Pavement resurfacing on the westbound lane from Rte. T to Rte. 63. Fed: 1,923 State: 481 Local: 0 Anticipated Fed Cat: NHPP Future Cost: 0 Estimate Total: 2,424					Engineering: 20 R/W: 0 Construction: 0 FFOS: 0 Payments: 0	201 0 2,203 0 0	0 0 0 0 0	0 0 0 0 0	0 0 0 0 0						
County: Howell Route: BU 60 Job No.: 9S3498 Length: 0.20 MPO: N Fund Cat: Taking Care Of System Sec Cat: Rehab And Reconst Awd Date: Summer 18 TIP #: Let With:	Bridge replacement over Kings Creek. Project involves bridge G0642. Fed: 355 State: 87 Local: 0 Anticipated Fed Cat: NHPP Future Cost: 0 Estimate Total: 482					Engineering: 40 R/W: 0 Construction: 0 FFOS: 0 Payments: 0	40 12 390 0 0	0 0 0 0 0	0 0 0 0 0	0 0 0 0 0						

* Subject to the approval of the Transportation Improvement Program by the governing Metropolitan Planning Organization.

May-24-2018

Section 4 - 11

District Southeast

Dollars in Thousands



2019-2023 Highway and Bridge Construction Schedule

Transportation Planning

P.O. Box 270
Jefferson City, MO 65102

Construction contingency applied to construction cost in the year the project is awarded.

Three percent project growth factor compounded annually is applied to right-of-way and construction costs in program years 2, 3, 4, and 5.

No inflation is applied to the Funding From Other Sources (FFOS) or Payments.

Engineering includes PE costs, CE costs and R/W incidentals.

Construction contingency applied to construction cost in the year the project is awarded. Three percent project growth factor compounded annually is applied to right-of-way and construction costs in program years 2, 3, 4, and 5. No inflation is applied to the Funding From Other Sources (FFOS) or Payments. Engineering includes PE costs, CE costs and R/W incidentals.											STATE FISCAL YEAR PROJECT BUDGETING					
											Prior Prog.	7/2018- 6/2019	7/2019- 6/2020	7/2020- 6/2021	7/2021- 6/2022	7/2022- 6/2023
County: Howell Route: BU 60 Job No.: 9S3531 Length: 1.55 MPO: N Fund Cat: Taking Care Of System Sec Cat: Thin Lift Overlay Awd Date: 2020 Anticipated Fed Cat: STBG TIP #: Let With: Future Cost: 0 Estimate Total: 208	Pavement resurfacing from Bus. 63 to Rte. 60 in Willow Springs.					Engineering:	0	2	20	0	0	0				
						R/W:	0	0	0	0	0	0				
						Construction:	0	0	186	0	0	0				
						FFOS:	0	0	0	0	0	0				
						Payments:	0	0	0	0	0	0				
County: Howell Route: US 63 Job No.: 9P3394 Length: 5.26 MPO: N Fund Cat: Taking Care Of System Sec Cat: Thin Lift Overlay Awd Date: 2021 Anticipated Fed Cat: NHPP TIP #: Let With: Future Cost: 0 Estimate Total: 2,833	Pavement improvements from Rte. 14 to Rte. N					Engineering:	2	2	33	207	0	0				
						R/W:	0	0	0	0	0	0				
						Construction:	0	0	0	2,589	0	0				
						FFOS:	0	0	0	0	0	0				
						Payments:	0	0	0	0	0	0				
County: Howell Route: US 63 Job No.: 9P3573 Length: 0.32 MPO: N Fund Cat: Taking Care Of System Sec Cat: Routine Maintenance Awd Date: N/A Anticipated Fed Cat: STBG TIP #: Let With: Future Cost: 0 Estimate Total: 171	Right of way acquisition to correct flooding issues along Rte. 63 north of County Road 1540. Construction by County.					Engineering:	0	3	3	0	0	0				
						R/W:	0	0	165	0	0	0				
						Construction:	0	0	0	0	0	0				
						FFOS:	0	0	0	0	0	0				
						Payments:	0	0	0	0	0	0				
County: Howell Route: BU 63 Job No.: 9S3390 Length: 4.02 MPO: N Fund Cat: Taking Care Of System Sec Cat: Thin Lift Overlay Awd Date: 2021 Anticipated Fed Cat: STBG TIP #: Let With: Future Cost: 0 Estimate Total: 1,717	Pavement improvements from McFarland Street to Rte. 63 in West Plains.					Engineering:	2	2	20	125	0	0				
						R/W:	0	0	0	0	0	0				
						Construction:	0	0	0	1,568	0	0				
						FFOS:	0	0	0	0	0	0				
						Payments:	0	0	0	0	0	0				
County: Howell Route: BU 63 Job No.: 9S3440 Length: 3.04 MPO: N Fund Cat: Taking Care Of System Sec Cat: Thin Lift Overlay Awd Date: 2020 Anticipated Fed Cat: STBG TIP #: Let With: Future Cost: 0 Estimate Total: 1,132	Pavement improvements from 0.6 mile south of Rte. 63 to 0.8 mile north of Rte. 60 in Willow Springs.					Engineering:	2	15	84	0	0	0				
						R/W:	0	0	0	0	0	0				
						Construction:	0	0	1,031	0	0	0				
						FFOS:	0	0	0	0	0	0				
						Payments:	0	0	0	0	0	0				

* Subject to the approval of the Transportation Improvement Program by the governing Metropolitan Planning Organization.

May-24-2018

Section 4 - 12

District Southeast

Dollars in Thousands



2019-2023 Highway and Bridge Construction Schedule

Transportation Planning

P.O. Box 270
Jefferson City, MO 65102

Construction contingency applied to construction cost in the year the project is awarded.

Three percent project growth factor compounded annually is applied to right-of-way and construction costs in program years 2, 3, 4, and 5.

No inflation is applied to the Funding From Other Sources (FFOS) or Payments.

Engineering includes PE costs, CE costs and R/W incidentals.

Construction contingency applied to construction cost in the year the project is awarded. Three percent project growth factor compounded annually is applied to right-of-way and construction costs in program years 2, 3, 4, and 5. No inflation is applied to the Funding From Other Sources (FFOS) or Payments. Engineering includes PE costs, CE costs and R/W incidentals.												STATE FISCAL YEAR PROJECT BUDGETING						
												Prior Prog.	7/2018- 6/2019	7/2019- 6/2020	7/2020- 6/2021	7/2021- 6/2022	7/2022- 6/2023	
County: Howell	Pavement resurfacing from Rte. 17 to Mountain View.											Engineering:	16	102	0	0	0	0
Route: RT W												R/W:	0	0	0	0	0	0
Job No.: 9S3241												Construction:	0	1,192	0	0	0	0
Length: 17.96	MPO: N											FFOS:	0	0	0	0	0	
Fund Cat: Taking Care Of System	Fed: 1,036 State: 258 Local: 0										Payments:	0	0	0	0	0	0	
Sec Cat: Thin Lift Overlay	Awd Date: Fall 18	Anticipated Fed Cat: STBG																
TIP #: Let With: 9S3434	Future Cost: 0 Estimate Total: 1,310																	
County: Howell	Pavement improvements from Rte. 76 to Rte. P.											Engineering:	2	5	45	0	0	0
Route: RT Z												R/W:	0	0	0	0	0	0
Job No.: 9S3419												Construction:	0	0	528	0	0	0
Length: 8.11	MPO: N											FFOS:	0	0	0	0	0	0
Fund Cat: Taking Care Of System	AC-State: 462 State: 116 Local: 0										Payments:	0	0	0	0	0	0	
Sec Cat: Thin Lift Overlay	Awd Date: 2020	Anticipated Fed Cat: STBG																
TIP #: Let With:	Future Cost: 0 Estimate Total: 580																	
County: Howell	Bridge replacement over Howell Creek. Project involves bridge N0497.											Engineering:	0	1	1	14	26	82
Route: RT ZZ												R/W:	0	0	0	0	13	0
Job No.: 9S3565												Construction:	0	0	0	0	0	939
Length: 0.02	MPO: N											FFOS:	0	0	0	0	0	0
Fund Cat: Taking Care Of System	Fed: 861 State: 215 Local: 0										Payments:	0	0	0	0	0	0	
Sec Cat: Rehab And Reconst	Awd Date: 2023	Anticipated Fed Cat: NHPP																
TIP #: Let With:	Future Cost: 0 Estimate Total: 1,076																	
County: Iron	Pavement improvements from Rte. KK to Rte. 21.											Engineering:	2	2	313	0	0	0
Route: MO 32												R/W:	0	0	0	0	0	0
Job No.: 9P3411												Construction:	0	0	3,266	0	0	0
Length: 27.36	MPO: N											FFOS:	0	0	0	0	0	0
Fund Cat: Taking Care Of System	AC-State: 2,865 State: 716 Local: 0										Payments:	0	0	0	0	0	0	
Sec Cat: Thin Lift Overlay	Awd Date: 2020	Anticipated Fed Cat: STBG																
TIP #: Let With:	Future Cost: 0 Estimate Total: 3,583																	
County: Iron	Bridge replacement over Big Creek. Project involves bridge G0879.											Engineering:	83	200	0	0	0	0
Route: MO 49												R/W:	141	0	0	0	0	0
Job No.: 9P3129												Construction:	0	2,783	0	0	0	0
Length: 0.10	MPO: N											FFOS:	0	0	0	0	0	0
Fund Cat: Taking Care Of System	Fed: 2,386 State: 597 Local: 0										Payments:	0	0	0	0	0	0	
Sec Cat: Rehab And Reconst	Awd Date: Fall 18	Anticipated Fed Cat: NHPP																
TIP #: Let With:	Future Cost: 0 Estimate Total: 3,207																	

* Subject to the approval of the Transportation Improvement Program by the governing Metropolitan Planning Organization.

May-24-2018

Section 4 - 13

District Southeast

Dollars in Thousands



2019-2023 Highway and Bridge Construction Schedule

Transportation Planning

P.O. Box 270
Jefferson City, MO 65102

Construction contingency applied to construction cost in the year the project is awarded.

Three percent project growth factor compounded annually is applied to right-of-way and construction costs in program years 2, 3, 4, and 5.

No inflation is applied to the Funding From Other Sources (FFOS) or Payments.

Engineering includes PE costs, CE costs and R/W incidentals.

Construction contingency applied to construction cost in the year the project is awarded. Three percent project growth factor compounded annually is applied to right-of-way and construction costs in program years 2, 3, 4, and 5. No inflation is applied to the Funding From Other Sources (FFOS) or Payments. Engineering includes PE costs, CE costs and R/W incidentals.													STATE FISCAL YEAR PROJECT BUDGETING						
													Prior Prog.	7/2018- 6/2019	7/2019- 6/2020	7/2020- 6/2021	7/2021- 6/2022	7/2022- 6/2023	
County: Iron	Bridge replacement over Stouts Creek. Project involves bridge H0393.												Engineering:	130	9	115	0	0	0
Route: MO 72													R/W:	0	8	0	0	0	0
Job No.: 9P3058													Construction:	0	0	1,647	0	0	0
Length: 0.20	MPO: N											FFOS:	0	0	0	0	0		
Fund Cat: Taking Care Of System	AC-State: 1,423 State: 356 Local: 0										Payments:	0	0	0	0	0			
Sec Cat: Rehab And Reconst	Awd Date: 2020	Anticipated Fed Cat: NHPP																	
TIP #:	Let With:	Future Cost: 0 Estimate Total: 1,909																	
County: Iron	Pavement improvements from Rte. 21 north to Rte. 21 south.												Engineering:	2	2	2	2	18	118
Route: RT N													R/W:	0	0	0	0	0	0
Job No.: 9S3371													Construction:	0	0	0	0	0	1,607
Length: 18.96	MPO: N											FFOS:	0	0	0	0	0		
Fund Cat: Taking Care Of System	AC-State: 1,400 State: 349 Local: 0										Payments:	0	0	0	0	0			
Sec Cat: Thin Lift Overlay	Awd Date: 2023	Anticipated Fed Cat: STBG																	
TIP #:	Let With:	Future Cost: 0 Estimate Total: 1,751																	
County: Madison	Erosion control repairs at various locations along Rtes. 60 and 67.												Engineering:	2	42	0	0	0	0
Route: US 67													R/W:	0	0	0	0	0	0
Job No.: 9P3247													Construction:	0	500	0	0	0	0
Length: 149.00	MPO: N											FFOS:	0	0	0	0	0		
Fund Cat: Taking Care Of System	Fed: 433 State: 109 Local: 0										Payments:	0	0	0	0	0			
Sec Cat: Systems Operations	Awd Date: Winter 19	Anticipated Fed Cat: NHPP																	
TIP #:	Let With:	Future Cost: 0 Estimate Total: 544																	
County: Madison	Erosion control repairs at various locations along Rtes. 60 and 67.												Engineering:	0	1	43	0	0	0
Route: US 67													R/W:	0	0	0	0	0	0
Job No.: 9P3576													Construction:	0	0	515	0	0	0
Length: 149.00	MPO: N											FFOS:	0	0	0	0	0		
Fund Cat: Taking Care Of System	Fed: 447 State: 112 Local: 0										Payments:	0	0	0	0	0			
Sec Cat: Systems Operations	Awd Date: 2020	Anticipated Fed Cat: NHPP																	
TIP #:	Let With:	Future Cost: 0 Estimate Total: 559																	
County: Madison	Bridge improvements over St. Francois River. Project involves bridge J0521.												Engineering:	70	50	51	248	0	0
Route: RT C													R/W:	0	0	6	0	0	0
Job No.: 9S3213													Construction:	0	0	0	2,795	0	0
Length: 0.20	MPO: N											FFOS:	0	0	0	0	0		
Fund Cat: Taking Care Of System	Fed: 2,521 State: 629 Local: 0										Payments:	0	0	0	0	0			
Sec Cat: Rehab And Reconst	Awd Date: 2021	Anticipated Fed Cat: NHPP																	
TIP #:	Let With:	Future Cost: 0 Estimate Total: 3,220																	

* Subject to the approval of the Transportation Improvement Program by the governing Metropolitan Planning Organization.

May-24-2018

Section 4 - 14

District Southeast

Dollars in Thousands



2019-2023 Highway and Bridge Construction Schedule

Transportation Planning

P.O. Box 270
Jefferson City, MO 65102

Construction contingency applied to construction cost in the year the project is awarded.

Three percent project growth factor compounded annually is applied to right-of-way and construction costs in program years 2, 3, 4, and 5.

No inflation is applied to the Funding From Other Sources (FFOS) or Payments.

Engineering includes PE costs, CE costs and R/W incidentals.

Construction contingency applied to construction cost in the year the project is awarded. Three percent project growth factor compounded annually is applied to right-of-way and construction costs in program years 2, 3, 4, and 5. No inflation is applied to the Funding From Other Sources (FFOS) or Payments. Engineering includes PE costs, CE costs and R/W incidentals.												STATE FISCAL YEAR PROJECT BUDGETING						
												Prior Prog.	7/2018- 6/2019	7/2019- 6/2020	7/2020- 6/2021	7/2021- 6/2022	7/2022- 6/2023	
County: Madison	Pavement improvements from Iron County line to Rte. 67.											Engineering:	2	2	10	118	0	0
Route: RT E												R/W:	0	0	0	0	0	0
Job No.: 9S3433												Construction:	0	0	0	1,382	0	0
Length: 16.45	MPO: N											FFOS:	0	0	0	0	0	0
Fund Cat: Taking Care Of System	AC-State: 1,210 State: 302 Local: 0										Payments:	0	0	0	0	0	0	
Sec Cat: Thin Lift Overlay	Awd Date: 2021	Anticipated Fed Cat: STBG																
TIP #:	Let With:	Future Cost: 0 Estimate Total: 1,514																
County: Madison	Pavement resurfacing and add rumblestrips from Rte. 72 to Rte. 51.											Engineering:	53	10	10	297	0	0
Route: RT J												R/W:	0	0	0	0	0	0
Job No.: 9S3340												Construction:	0	0	0	3,944	0	0
Length: 17.84	MPO: N											FFOS:	0	0	0	0	0	0
Fund Cat: Taking Care Of System	AC-State: 3,409 State: 852 Local: 0										Payments:	0	0	0	0	0	0	
Sec Cat: Thin Lift Overlay	Awd Date: 2021	Anticipated Fed Cat: STBG																
TIP #:	Let With:	Future Cost: 0 Estimate Total: 4,314																
County: Mississippi	Pavement resurfacing from Rte. A to Rte. 77.											Engineering:	0	2	3	15	0	0
Route: MO 102												R/W:	0	0	0	0	0	0
Job No.: 9S3317												Construction:	0	0	0	160	0	0
Length: 2.15	MPO: N											FFOS:	0	0	0	0	0	0
Fund Cat: Taking Care Of System	AC-State: 144 State: 36 Local: 0										Payments:	0	0	0	0	0	0	
Sec Cat: Thin Lift Overlay	Awd Date: 2021	Anticipated Fed Cat: STBG																
TIP #:	Let With:	Future Cost: 0 Estimate Total: 180																
County: Mississippi	Payment to IDOT for new navigational lighting system over Mississippi River at Cairo. Project involves bridge A2000.											Engineering:	0	1	0	0	0	0
Route: IS 57												R/W:	0	0	0	0	0	0
Job No.: 9I3099												Construction:	0	350	0	0	0	0
Length: 0.80	MPO: N											FFOS:	0	0	0	0	0	0
Fund Cat: Statewide Interstate And Major Bridge	AC-State: 316 State: 35 Local: 0										Payments:	0	0	0	0	0	0	
Sec Cat: Rehab And Reconst	Awd Date: N/A	Anticipated Fed Cat: NHPP																
TIP #:	Let With:	Future Cost: 0 Estimate Total: 351																
County: Mississippi	Payment to IDOT for deck sealing Mississippi River bridge. Project involves bridge A2000.											Engineering:	0	0	1	0	0	0
Route: IS 57												R/W:	0	0	0	0	0	0
Job No.: 9I3160												Construction:	0	0	30	0	0	0
Length: 0.50	MPO: N											FFOS:	0	0	0	0	0	0
Fund Cat: Statewide Interstate And Major Bridge	Fed: 25 State: 6 Local: 0										Payments:	0	0	0	0	0	0	
Sec Cat: Preventive Maint	Awd Date: N/A	Anticipated Fed Cat: NHPP																
TIP #:	Let With:	Future Cost: 0 Estimate Total: 31																

* Subject to the approval of the Transportation Improvement Program by the governing Metropolitan Planning Organization.

May-24-2018

Section 4 - 15

District Southeast

Dollars in Thousands



2019-2023 Highway and Bridge Construction Schedule

Transportation Planning

P.O. Box 270
Jefferson City, MO 65102

Construction contingency applied to construction cost in the year the project is awarded.

Three percent project growth factor compounded annually is applied to right-of-way and construction costs in program years 2, 3, 4, and 5.

No inflation is applied to the Funding From Other Sources (FFOS) or Payments.

Engineering includes PE costs, CE costs and R/W incidentals.

Construction contingency applied to construction cost in the year the project is awarded. Three percent project growth factor compounded annually is applied to right-of-way and construction costs in program years 2, 3, 4, and 5. No inflation is applied to the Funding From Other Sources (FFOS) or Payments. Engineering includes PE costs, CE costs and R/W incidentals.												STATE FISCAL YEAR PROJECT BUDGETING					
												Prior Prog.	7/2018- 6/2019	7/2019- 6/2020	7/2020- 6/2021	7/2021- 6/2022	7/2022- 6/2023
County: Mississippi Route: IS 57 Job No.: 913559 Length: 2.48 MPO: N Fund Cat: Safety Sec Cat: Safety TIP #: Let With: Awd Date: 2020 Anticipated Fed Cat: Safety Fed: 637 State: 72 Local: 0 Future Cost: 0 Estimate Total: 709	Add interchange lighting at Rte. B (Exit 4), Rte. 105 (Exit 10), and Rte. 62/77 (Exit 12) on I-57 and Rte. 62 (Exit 67) on I-55.					Engineering:	0	5	77	0	0	0					
							R/W:	0	0	0	0	0	0				
							Construction:	0	0	627	0	0	0				
							FFOS:	0	0	0	0	0	0				
							Payments:	0	0	0	0	0	0				
County: Mississippi Route: US 60 Job No.: 9S3571 Length: 10.82 MPO: N Fund Cat: Taking Care Of System Sec Cat: Thin Lift Overlay TIP #: Let With: Awd Date: 2023 Anticipated Fed Cat: STBG AC-State: 1,816 State: 452 Local: 0 Future Cost: 0 Estimate Total: 2,268	Pavement resurfacing from I-57 to bridge K0950.					Engineering:	0	2	2	2	10	166					
							R/W:	0	0	0	0	0	0				
							Construction:	0	0	0	0	0	2,086				
							FFOS:	0	0	0	0	0	0				
							Payments:	0	0	0	0	0	0				
County: Mississippi Route: US 62 Job No.: 9S3325 Length: 0.60 MPO: N Fund Cat: Taking Care Of System Sec Cat: Rehab And Reconst TIP #: Let With: Awd Date: 2023 Anticipated Fed Cat: NHPP Fed: 1,337 State: 334 Local: 0 Future Cost: 0 Estimate Total: 1,681	Bridge repairs and pavement replacement at I-57 overpass. Project involves bridge A2024.					Engineering:	10	1	1	10	10	107					
							R/W:	0	0	0	0	0	0				
							Construction:	0	0	0	0	0	1,542				
							FFOS:	0	0	0	0	0	0				
							Payments:	0	0	0	0	0	0				
County: Mississippi Route: MO 77 Job No.: 9S3405 Length: 25.57 MPO: N Fund Cat: Taking Care Of System Sec Cat: Thin Lift Overlay TIP #: Let With: Awd Date: 2022 Anticipated Fed Cat: STBG AC-State: 1,668 State: 416 Local: 0 Future Cost: 0 Estimate Total: 2,086	Pavement resurfacing from Rte. 60/62 to end of state maintenance.					Engineering:	2	2	15	10	131	0					
							R/W:	0	0	0	0	0	0				
							Construction:	0	0	0	0	1,926	0				
							FFOS:	0	0	0	0	0	0				
							Payments:	0	0	0	0	0	0				
County: Mississippi Route: MO 80 Job No.: 0S3020J Length: 2.38 MPO: N Fund Cat: Taking Care Of System Sec Cat: N- Ada Trans TIP #: Let With: Awd Date: 2020 Anticipated Fed Cat: STBG Fed: 1,248 State: 312 Local: 0 Future Cost: 0 Estimate Total: 1,560	ADA Transition Plan improvements in Charleston, East Prairie and Dexter. \$1,182,000 from Statewide Transportation Alternatives funds.					Engineering:	0	0	99	0	0	0					
							R/W:	0	0	0	0	0	0				
							Construction:	0	0	1,461	0	0	0				
							FFOS:	0	0	1,182	0	0	0				
							Payments:	0	0	0	0	0	0				

* Subject to the approval of the Transportation Improvement Program by the governing Metropolitan Planning Organization.

May-24-2018

Section 4 - 16

District Southeast

Dollars in Thousands



2019-2023 Highway and Bridge Construction Schedule

Transportation Planning

P.O. Box 270
Jefferson City, MO 65102

Construction contingency applied to construction cost in the year the project is awarded.

Three percent project growth factor compounded annually is applied to right-of-way and construction costs in program years 2, 3, 4, and 5.

No inflation is applied to the Funding From Other Sources (FFOS) or Payments.

Engineering includes PE costs, CE costs and R/W incidentals.

Construction contingency applied to construction cost in the year the project is awarded. Three percent project growth factor compounded annually is applied to right-of-way and construction costs in program years 2, 3, 4, and 5. No inflation is applied to the Funding From Other Sources (FFOS) or Payments. Engineering includes PE costs, CE costs and R/W incidentals.												STATE FISCAL YEAR PROJECT BUDGETING					
												Prior Prog.	7/2018-	7/2019-	7/2020-	7/2021-	7/2022-
													6/2019	6/2020	6/2021	6/2022	6/2023
County: Mississippi	Pavement resurfacing from Rte. 102 to Rte. 77.					Engineering:	0	0	10	55	0	0					
Route: MO 80						R/W:	0	0	0	0	0	0					
Job No.: 9S3315						Construction:	0	0	0	701	0	0					
Length: 8.08	MPO: N					FFOS:	0	0	0	0	0	0					
Fund Cat: Taking Care Of System	AC-State: 613	State: 153	Local: 0			Payments:	0	0	0	0	0	0					
Sec Cat: Thin Lift Overlay	Awd Date: 2021	Anticipated Fed Cat: STBG															
TIP #:	Let With:	Future Cost: 0		Estimate Total: 766													
County: Mississippi	Bridge rehabilitation over I-57. Project involves bridge A0236.					Engineering:	0	1	1	20	84	302					
Route: RT B						R/W:	0	0	0	0	0	0					
Job No.: 9S3567						Construction:	0	0	0	0	0	2,763					
Length: 0.40	MPO: N					FFOS:	0	0	0	0	0	0					
Fund Cat: Taking Care Of System	Fed: 2,536	State: 635	Local: 0			Payments:	0	0	0	0	0	0					
Sec Cat: Rehab And Reconst	Awd Date: 2023	Anticipated Fed Cat: NHPP															
TIP #:	Let With:	Future Cost: 0		Estimate Total: 3,171													
County: Mississippi	Pavement resurfacing from Rte. 80 to Rte. P.					Engineering:	0	5	5	36	0	0					
Route: RT BB						R/W:	0	0	0	0	0	0					
Job No.: 9S3316						Construction:	0	0	0	485	0	0					
Length: 7.52	MPO: N					FFOS:	0	0	0	0	0	0					
Fund Cat: Taking Care Of System	AC-State: 425	State: 106	Local: 0			Payments:	0	0	0	0	0	0					
Sec Cat: Thin Lift Overlay	Awd Date: 2021	Anticipated Fed Cat: STBG															
TIP #:	Let With:	Future Cost: 0		Estimate Total: 531													
County: Mississippi	Pavement resurfacing from Rte. B to Rte. 105.					Engineering:	2	5	29	0	0	0					
Route: RT C						R/W:	0	0	0	0	0	0					
Job No.: 9S3402						Construction:	0	0	357	0	0	0					
Length: 5.49	MPO: N					FFOS:	0	0	0	0	0	0					
Fund Cat: Taking Care Of System	AC-State: 313	State: 78	Local: 0			Payments:	0	0	0	0	0	0					
Sec Cat: Thin Lift Overlay	Awd Date: 2020	Anticipated Fed Cat: STBG															
TIP #:	Let With:	Future Cost: 0		Estimate Total: 393													
County: New Madrid	Pavement resurfacing from Rte. 153 near Gideon to Rte. 61 near Portageville.					Engineering:	0	2	2	14	94	0					
Route: MO 162						R/W:	0	0	0	0	0	0					
Job No.: 9S3326						Construction:	0	0	0	0	1,240	0					
Length: 13.43	MPO: N					FFOS:	0	0	0	0	0	0					
Fund Cat: Taking Care Of System	AC-State: 1,082	State: 270	Local: 0			Payments:	0	0	0	0	0	0					
Sec Cat: Thin Lift Overlay	Awd Date: 2022	Anticipated Fed Cat: STBG															
TIP #:	Let With:	Future Cost: 0		Estimate Total: 1,352													

* Subject to the approval of the Transportation Improvement Program by the governing Metropolitan Planning Organization.

May-24-2018

Section 4 - 17

District Southeast

Dollars in Thousands



2019-2023 Highway and Bridge Construction Schedule

Transportation Planning

P.O. Box 270
Jefferson City, MO 65102

Construction contingency applied to construction cost in the year the project is awarded.

Three percent project growth factor compounded annually is applied to right-of-way and construction costs in program years 2, 3, 4, and 5.

No inflation is applied to the Funding From Other Sources (FFOS) or Payments.

Engineering includes PE costs, CE costs and R/W incidentals.

Construction cost in the year the project is awarded. Three percent project growth factor compounded annually is applied to right-of-way and construction costs in program years 2, 3, 4, and 5. No inflation is applied to the Funding From Other Sources (FFOS) or Payments. Engineering includes PE costs, CE costs and R/W incidentals.							STATE FISCAL YEAR PROJECT BUDGETING						
							Prior Prog.	7/2018- 6/2019	7/2019- 6/2020	7/2020- 6/2021	7/2021- 6/2022	7/2022- 6/2023	
County: New Madrid	Bridge replacement over Drainage Ditches 1 and 251. Project involves bridges L0454 and L0455.						Engineering:	0	1	1	20	120	383
Route: MO 162							R/W:	0	0	0	0	37	0
Job No.: 9S3560							Construction:	0	0	0	0	0	3,494
Length: 0.20	MPO: N							FFOS:	0	0	0	0	0
Fund Cat: Taking Care Of System	Fed: 3,245 State: 811 Local: 0						Payments:	0	0	0	0	0	0
Sec Cat: Rehab And Reconst	Awd Date: 2023	Anticipated Fed Cat: NHPP											
TIP #: Let With:	Future Cost: 0 Estimate Total: 4,056												
County: New Madrid	Bridge replacement over Drainage Ditch 62. Project involves bridge L0457.						Engineering:	0	1	1	5	16	59
Route: MO 162							R/W:	0	0	0	0	19	0
Job No.: 9S3562							Construction:	0	0	0	0	0	542
Length: 0.21	MPO: N							FFOS:	0	0	0	0	0
Fund Cat: Taking Care Of System	Fed: 515 State: 128 Local: 0						Payments:	0	0	0	0	0	0
Sec Cat: Rehab And Reconst	Awd Date: 2023	Anticipated Fed Cat: NHPP											
TIP #: Let With:	Future Cost: 0 Estimate Total: 643												
County: New Madrid	Pavement resurfacing on the eastbound lane from Rte. 61 to I-57.						Engineering:	22	100	0	0	0	0
Route: US 60							R/W:	0	0	0	0	0	0
Job No.: 9P3201							Construction:	0	1,244	0	0	0	0
Length: 2.70	MPO: N							FFOS:	0	0	0	0	0
Fund Cat: Taking Care Of System	AC-State: 1,075 State: 269 Local: 0						Payments:	0	0	0	0	0	0
Sec Cat: Thin Lift Overlay	Awd Date: Spring 19	Anticipated Fed Cat: NHPP											
TIP #: Let With: 9I3306	Future Cost: 0 Estimate Total: 1,366												
County: New Madrid	Pavement resurfacing from I-55 at New Madrid to I-55 at Port Authority.						Engineering:	20	148	0	0	0	0
Route: US 61							R/W:	0	0	0	0	0	0
Job No.: 9P3311							Construction:	0	1,859	0	0	0	0
Length: 13.73	MPO: N							FFOS:	0	0	0	0	0
Fund Cat: Taking Care Of System	AC-State: 1,605 State: 402 Local: 0						Payments:	0	0	0	0	0	0
Sec Cat: Thin Lift Overlay	Awd Date: Winter 19	Anticipated Fed Cat: STBG											
TIP #: Let With:	Future Cost: 0 Estimate Total: 2,027												
County: New Madrid	Bridge replacements over Drainage Ditches 37 and 18. Project involves bridges H0849 and H0850.						Engineering:	30	33	128	0	0	0
Route: US 61							R/W:	0	12	0	0	0	0
Job No.: 9S3327							Construction:	0	0	1,165	0	0	0
Length: 0.40	MPO: N							FFOS:	0	0	0	0	0
Fund Cat: Taking Care Of System	AC-State: 1,070 State: 268 Local: 0						Payments:	0	0	0	0	0	0
Sec Cat: Rehab And Reconst	Awd Date: 2020	Anticipated Fed Cat: NHPP											
TIP #: Let With:	Future Cost: 0 Estimate Total: 1,368												

* Subject to the approval of the Transportation Improvement Program by the governing Metropolitan Planning Organization.

May-24-2018

Section 4 - 18

District Southeast

Dollars in Thousands



2019-2023 Highway and Bridge Construction Schedule

Transportation Planning

P.O. Box 270
Jefferson City, MO 65102

Construction contingency applied to construction cost in the year the project is awarded.

Three percent project growth factor compounded annually is applied to right-of-way and construction costs in program years 2, 3, 4, and 5.

No inflation is applied to the Funding From Other Sources (FFOS) or Payments.

Engineering includes PE costs, CE costs and R/W incidentals.

Construction contingency applied to construction cost in the year the project is awarded. Three percent project growth factor compounded annually is applied to right-of-way and construction costs in program years 2, 3, 4, and 5. No inflation is applied to the Funding From Other Sources (FFOS) or Payments. Engineering includes PE costs, CE costs and R/W incidentals.							STATE FISCAL YEAR PROJECT BUDGETING						
							Prior Prog.	7/2018- 6/2019	7/2019- 6/2020	7/2020- 6/2021	7/2021- 6/2022	7/2022- 6/2023	
County: New Madrid	Bridge replacement over North Cut Ditch. Project involves bridge P0413.						Engineering:	30	67	0	0	0	0
Route: RT AA							R/W:	0	4	0	0	0	0
Job No.: 9S3231							Construction:	0	598	0	0	0	0
Length: 0.20	MPO: N						FFOS:	0	0	0	0	0	0
Fund Cat: Taking Care Of System						Fed: 535 State: 134 Local: 0	Payments:	0	0	0	0	0	0
Sec Cat: Rehab And Reconst	Awd Date: Spring 19	Anticipated Fed Cat: NHPP											
TIP #: 	Let With: 9S3225, 9S3228					Future Cost: 0 Estimate Total: 699							
County: New Madrid	Pavement resurfacing from Rte. 153 to Rte. 412.						Engineering:	9	122	0	0	0	0
Route: RT B							R/W:	0	0	0	0	0	0
Job No.: 9S3273							Construction:	0	1,326	0	0	0	0
Length: 20.61	MPO: N						FFOS:	0	0	0	0	0	0
Fund Cat: Taking Care Of System						AC-State: 1,159 State: 289 Local: 0	Payments:	0	0	0	0	0	0
Sec Cat: Thin Lift Overlay	Awd Date: Fall 18	Anticipated Fed Cat: STBG											
TIP #: 	Let With: 9S3259					Future Cost: 0 Estimate Total: 1,457							
County: New Madrid	Bridge replacement over Drainage Ditches 40 and 3. Project involves bridges L0223 and L0228.						Engineering:	45	94	0	0	0	0
Route: RT D							R/W:	0	8	0	0	0	0
Job No.: 9S3226							Construction:	0	826	0	0	0	0
Length: 0.40	MPO: N						FFOS:	0	0	0	0	0	0
Fund Cat: Taking Care Of System						Fed: 743 State: 185 Local: 0	Payments:	0	0	0	0	0	0
Sec Cat: Rehab And Reconst	Awd Date: Winter 19	Anticipated Fed Cat: NHPP											
TIP #: 	Let With: 					Future Cost: 0 Estimate Total: 973							
County: New Madrid	Pavement resurfacing from Rte. 25 to Rte. 62.						Engineering:	10	134	0	0	0	0
Route: RT D							R/W:	0	0	0	0	0	0
Job No.: 9S3250							Construction:	0	1,506	0	0	0	0
Length: 22.24	MPO: N						FFOS:	0	0	0	0	0	0
Fund Cat: Taking Care Of System						AC-State: 1,312 State: 328 Local: 0	Payments:	0	0	0	0	0	0
Sec Cat: Thin Lift Overlay	Awd Date: Winter 19	Anticipated Fed Cat: STBG											
TIP #: 	Let With: 9S3256, 9S3255					Future Cost: 0 Estimate Total: 1,650							
County: New Madrid	Bridge replacement over Drainage Ditches 43 and 2. Project involves bridges L0220 and L0227.						Engineering:	30	33	117	0	0	0
Route: RT D							R/W:	0	12	0	0	0	0
Job No.: 9S3330							Construction:	0	0	1,206	0	0	0
Length: 0.40	MPO: N						FFOS:	0	0	0	0	0	0
Fund Cat: Taking Care Of System						AC-State: 1,095 State: 273 Local: 0	Payments:	0	0	0	0	0	0
Sec Cat: Rehab And Reconst	Awd Date: 2020	Anticipated Fed Cat: NHPP											
TIP #: 	Let With: 					Future Cost: 0 Estimate Total: 1,398							

* Subject to the approval of the Transportation Improvement Program by the governing Metropolitan Planning Organization.

May-24-2018

Section 4 - 19

District Southeast

Dollars in Thousands



2019-2023 Highway and Bridge Construction Schedule

Transportation Planning

P.O. Box 270
Jefferson City, MO 65102

Construction contingency applied to construction cost in the year the project is awarded.

Three percent project growth factor compounded annually is applied to right-of-way and construction costs in program years 2, 3, 4, and 5.

No inflation is applied to the Funding From Other Sources (FFOS) or Payments.

Engineering includes PE costs, CE costs and R/W incidentals.

Construction contingency applied to construction cost in the year the project is awarded. Three percent project growth factor compounded annually is applied to right-of-way and construction costs in program years 2, 3, 4, and 5. No inflation is applied to the Funding From Other Sources (FFOS) or Payments. Engineering includes PE costs, CE costs and R/W incidentals.										STATE FISCAL YEAR PROJECT BUDGETING							
										Prior Prog.	7/2018-	7/2019-	7/2020-	7/2021-	7/2022-		
											6/2019	6/2020	6/2021	6/2022	6/2023		
County: New Madrid	Pavement resurfacing from end of maintenance to Rte. 61.									Engineering:	0	5	10	62	0	0	
Route: RT EE										R/W:	0	0	0	0	0	0	
Job No.: 9S3313										Construction:	0	0	0	797	0	0	
Length: 7.14	MPO: N										FFOS:	0	0	0	0	0	0
Fund Cat: Taking Care Of System	AC-State: 700 State: 174 Local: 0									Payments:	0	0	0	0	0	0	
Sec Cat: Thin Lift Overlay	Awd Date: 2021	Anticipated Fed Cat: STBG															
TIP #: Let With:	Future Cost: 0 Estimate Total: 874																
County: New Madrid	Pavement resurfacing from Bus. 60 to Rte. H.									Engineering:	5	31	0	0	0	0	
Route: RT FF										R/W:	0	0	0	0	0	0	
Job No.: 9S3312										Construction:	0	384	0	0	0	0	
Length: 6.21	MPO: N										FFOS:	0	0	0	0	0	0
Fund Cat: Taking Care Of System	AC-State: 332 State: 83 Local: 0									Payments:	0	0	0	0	0	0	
Sec Cat: Thin Lift Overlay	Awd Date: Winter 19	Anticipated Fed Cat: STBG															
TIP #: Let With: 9S3258, 9S3267	Future Cost: 0 Estimate Total: 420																
County: New Madrid	Bridge replacement over Ash Slough Ditch and Drainage Ditch. Project involves bridges L0619 and L0620.									Engineering:	0	1	1	15	49	145	
Route: RT H										R/W:	0	0	0	0	45	0	
Job No.: 9S3540										Construction:	0	0	0	0	0	1,361	
Length: 0.43	MPO: N										FFOS:	0	0	0	0	0	0
Fund Cat: Taking Care Of System	Fed: 1,294 State: 323 Local: 0									Payments:	0	0	0	0	0	0	
Sec Cat: Rehab And Reconst	Awd Date: 2023	Anticipated Fed Cat: NHPP															
TIP #: Let With:	Future Cost: 0 Estimate Total: 1,617																
County: New Madrid	Pavement resurfacing from Rte. 61 to Rte. WW.									Engineering:	2	139	0	0	0	0	
Route: RT P										R/W:	0	0	0	0	0	0	
Job No.: 9S3258										Construction:	0	1,592	0	0	0	0	
Length: 14.16	MPO: N										FFOS:	0	0	0	0	0	0
Fund Cat: Taking Care Of System	AC-State: 1,385 State: 346 Local: 0									Payments:	0	0	0	0	0	0	
Sec Cat: Thin Lift Overlay	Awd Date: Winter 19	Anticipated Fed Cat: STBG															
TIP #: Let With: 9S3267, 9S3312	Future Cost: 0 Estimate Total: 1,733																
County: New Madrid	Pavement resurfacing from Rte. D to Rte. 61.									Engineering:	2	36	0	0	0	0	
Route: RT U										R/W:	0	0	0	0	0	0	
Job No.: 9S3255										Construction:	0	378	0	0	0	0	
Length: 4.42	MPO: N										FFOS:	0	0	0	0	0	0
Fund Cat: Taking Care Of System	Fed: 331 State: 83 Local: 0									Payments:	0	0	0	0	0	0	
Sec Cat: Thin Lift Overlay	Awd Date: Winter 19	Anticipated Fed Cat: STBG															
TIP #: Let With: 9S3256, 9S3250	Future Cost: 0 Estimate Total: 416																

* Subject to the approval of the Transportation Improvement Program by the governing Metropolitan Planning Organization.

May-24-2018

Section 4 - 20

District Southeast

Dollars in Thousands



2019-2023 Highway and Bridge Construction Schedule

Transportation Planning

P.O. Box 270
Jefferson City, MO 65102

Construction contingency applied to construction cost in the year the project is awarded.

Three percent project growth factor compounded annually is applied to right-of-way and construction costs in program years 2, 3, 4, and 5.

No inflation is applied to the Funding From Other Sources (FFOS) or Payments.

Engineering includes PE costs, CE costs and R/W incidentals.

						STATE FISCAL YEAR PROJECT BUDGETING					
						Prior Prog.	7/2018- 6/2019	7/2019- 6/2020	7/2020- 6/2021	7/2021- 6/2022	7/2022- 6/2023
County: New Madrid	Pavement resurfacing from County Road 723 to end of state maintenance.					Engineering:	2	24	0	0	0
Route: RT U						R/W:	0	0	0	0	0
Job No.: 9S3256						Construction:	0	268	0	0	0
Length: 3.44	MPO: N				Fund Cat: Taking Care Of System	FFOS:	0	0	0	0	0
Fed: 233	State: 59	Local: 0				Payments:	0	0	0	0	0
Sec Cat: Thin Lift Overlay	Awd Date: Winter 19	Anticipated Fed Cat: STBG									
TIP #: Let With: 9S3250, 9S3255	Future Cost: 0			Estimate Total: 294							
County: New Madrid	Bridge replacement over Drainage Ditch 2. Project involves bridge N0415.					Engineering:	15	17	46	0	0
Route: RT W						R/W:	0	6	0	0	0
Job No.: 9S3329						Construction:	0	0	461	0	0
Length: 0.20	MPO: N				Fund Cat: Taking Care Of System	FFOS:	0	0	0	0	0
AC-State: 425	State: 105	Local: 0				Payments:	0	0	0	0	0
Sec Cat: Rehab And Reconst	Awd Date: 2020	Anticipated Fed Cat: NHPP									
TIP #: Let With:	Future Cost: 0			Estimate Total: 545							
County: New Madrid	Pavement resurfacing from Rte. T to end of state maintenance.					Engineering:	2	21	0	0	0
Route: RT YY						R/W:	0	0	0	0	0
Job No.: 9S3259						Construction:	0	234	0	0	0
Length: 4.06	MPO: N				Fund Cat: Taking Care Of System	FFOS:	0	0	0	0	0
AC-State: 204	State: 51	Local: 0				Payments:	0	0	0	0	0
Sec Cat: Thin Lift Overlay	Awd Date: Fall 18	Anticipated Fed Cat: STBG									
TIP #: Let With: 9S3273	Future Cost: 0			Estimate Total: 257							
County: New Madrid	Bridge replacement over Old Channel Little River. Project involves bridge T0785.					Engineering:	15	17	66	0	0
Route: RT ZZ						R/W:	0	7	0	0	0
Job No.: 9S3328						Construction:	0	0	585	0	0
Length: 0.20	MPO: N				Fund Cat: Taking Care Of System	FFOS:	0	0	0	0	0
AC-State: 541	State: 134	Local: 0				Payments:	0	0	0	0	0
Sec Cat: Rehab And Reconst	Awd Date: 2020	Anticipated Fed Cat: NHPP									
TIP #: Let With:	Future Cost: 0			Estimate Total: 690							
County: Oregon	Pavement resurfacing and add rumblestrips from Rte. EE to 0.2 mile west of Rte. 160.					Engineering:	124	481	0	0	0
Route: MO 142						R/W:	0	0	0	0	0
Job No.: 9P3252						Construction:	0	6,140	0	0	0
Length: 34.78	MPO: N				Fund Cat: Taking Care Of System	FFOS:	0	0	0	0	0
AC-State: 5,297	State: 1,324	Local: 0				Payments:	0	0	0	0	0
Sec Cat: Thin Lift Overlay	Awd Date: Winter 19	Anticipated Fed Cat: STBG									
TIP #: Let With:	Future Cost: 0			Estimate Total: 6,745							

* Subject to the approval of the Transportation Improvement Program by the governing Metropolitan Planning Organization.

May-24-2018

Section 4 - 21

District Southeast

Dollars in Thousands



2019-2023 Highway and Bridge Construction Schedule

Transportation Planning

P.O. Box 270
Jefferson City, MO 65102

Construction contingency applied to construction cost in the year the project is awarded.

Three percent project growth factor compounded annually is applied to right-of-way and construction costs in program years 2, 3, 4, and 5.

No inflation is applied to the Funding From Other Sources (FFOS) or Payments.

Engineering includes PE costs, CE costs and R/W incidentals.

Construction contingency applied to construction cost in the year the project is awarded. Three percent project growth factor compounded annually is applied to right-of-way and construction costs in program years 2, 3, 4, and 5. No inflation is applied to the Funding From Other Sources (FFOS) or Payments. Engineering includes PE costs, CE costs and R/W incidentals.												STATE FISCAL YEAR PROJECT BUDGETING					
												Prior Prog.	7/2018- 6/2019	7/2019- 6/2020	7/2020- 6/2021	7/2021- 6/2022	7/2022- 6/2023
County: Oregon Route: US 160 Job No.: 9P3427 Length: 19.73 MPO: N Fund Cat: Taking Care Of System Sec Cat: Thin Lift Overlay Awd Date: 2020 Anticipated Fed Cat: STBG TIP #: Let With: Future Cost: 0 Estimate Total: 2,374	Pavement improvements from Rte. 99 to Rte. FF.					Engineering:	2	23	184	0	0	0					
							R/W:	0	0	0	0	0	0				
							Construction:	0	0	2,165	0	0	0				
							FFOS:	0	0	0	0	0	0				
							Payments:	0	0	0	0	0	0				
County: Oregon Route: BU 63 Job No.: 9S3219 Length: 0.20 MPO: N Fund Cat: Taking Care Of System Sec Cat: Rehab And Reconst Awd Date: 2020 Anticipated Fed Cat: NHPP TIP #: Let With: Future Cost: 0 Estimate Total: 2,311	Bridge improvements over Two Mile Creek. Project involves bridge H0289.					Engineering:	60	41	224	0	0	0					
							R/W:	0	7	0	0	0	0				
							Construction:	0	0	1,979	0	0	0				
							FFOS:	0	0	0	0	0	0				
							Payments:	0	0	0	0	0	0				
County: Oregon Route: RT E Job No.: 9S3191 Length: 12.41 MPO: N Fund Cat: Taking Care Of System Sec Cat: Thin Lift Overlay Awd Date: 2023 Anticipated Fed Cat: STBG TIP #: Let With: Future Cost: 0 Estimate Total: 1,121	Pavement improvements Rte. 142 to Rte. 19.					Engineering:	2	2	2	2	5	83					
							R/W:	0	0	0	0	0	0				
							Construction:	0	0	0	0	0	1,025				
							FFOS:	0	0	0	0	0	0				
							Payments:	0	0	0	0	0	0				
County: Oregon Route: RT M Job No.: 9S3422 Length: 9.64 MPO: N Fund Cat: Taking Care Of System Sec Cat: Thin Lift Overlay Awd Date: 2020 Anticipated Fed Cat: STBG TIP #: Let With: Future Cost: 0 Estimate Total: 701	Pavement improvements from Rte. 63 to Rte. 160.					Engineering:	2	7	53	0	0	0					
							R/W:	0	0	0	0	0	0				
							Construction:	0	0	639	0	0	0				
							FFOS:	0	0	0	0	0	0				
							Payments:	0	0	0	0	0	0				
County: Ozark Route: MO 142 Job No.: 9S3412 Length: 9.72 MPO: N Fund Cat: Taking Care Of System Sec Cat: Thin Lift Overlay Awd Date: 2020 Anticipated Fed Cat: STBG TIP #: Let With: Future Cost: 0 Estimate Total: 889	Pavement improvements from Rte. 101 to Rte. E.					Engineering:	2	14	64	0	0	0					
							R/W:	0	0	0	0	0	0				
							Construction:	0	0	809	0	0	0				
							FFOS:	0	0	0	0	0	0				
							Payments:	0	0	0	0	0	0				

* Subject to the approval of the Transportation Improvement Program by the governing Metropolitan Planning Organization.

May-24-2018

Section 4 - 22

District Southeast

Dollars in Thousands



2019-2023 Highway and Bridge Construction Schedule

Transportation Planning

P.O. Box 270
Jefferson City, MO 65102

Construction contingency applied to construction cost in the year the project is awarded.

Three percent project growth factor compounded annually is applied to right-of-way and construction costs in program years 2, 3, 4, and 5.

No inflation is applied to the Funding From Other Sources (FFOS) or Payments.

Engineering includes PE costs, CE costs and R/W incidentals.

Construction contingency applied to construction cost in the year the project is awarded. Three percent project growth factor compounded annually is applied to right-of-way and construction costs in program years 2, 3, 4, and 5. No inflation is applied to the Funding From Other Sources (FFOS) or Payments. Engineering includes PE costs, CE costs and R/W incidentals.													STATE FISCAL YEAR PROJECT BUDGETING					
													Prior Prog.	7/2018-	7/2019-	7/2020-	7/2021-	7/2022-
														6/2019	6/2020	6/2021	6/2022	6/2023
County: Ozark Route: US 160 Job No.: 9P3169 Length: 0.83 MPO: N Fund Cat: Safety Sec Cat: Safety TIP #: Let With: Awd Date: 2022 Anticipated Fed Cat: Safety Fed: 2,279 State: 253 Local: 0 Future Cost: 0 Estimate Total: 2,572	Engineering: R/W: Construction: FFOS: Payments:	40 0 0 0 0	2 0 0 0 0	2 0 0 0 0	7 637 0 0 0	136 0 1,748 0 0	0 0 0 0 0											
County: Ozark Route: US 160 Job No.: 9P3458 Length: 23.50 MPO: N Fund Cat: Taking Care Of System Sec Cat: Thin Lift Overlay TIP #: Let With: Awd Date: 2021 Anticipated Fed Cat: STBG Fed: 5,516 State: 1,380 Local: 0 Future Cost: 0 Estimate Total: 6,896	Engineering: R/W: Construction: FFOS: Payments:	0 0 0 0 0	38 0 0 0 0	40 0 0 0 0	508 0 6,310 1,727 0	0 0 0 0 0	0 0 0 0 0											
County: Ozark Route: MO 181 Job No.: 9S3379 Length: 18.15 MPO: N Fund Cat: Taking Care Of System Sec Cat: Thin Lift Overlay TIP #: Let With: Awd Date: 2023 Anticipated Fed Cat: STBG AC-State: 1,199 State: 298 Local: 0 Future Cost: 0 Estimate Total: 1,499	Engineering: R/W: Construction: FFOS: Payments:	2 0 0 0 0	2 0 0 0 0	2 0 0 0 0	2 0 0 0 0	12 0 0 0 0	104 0 1,375 0 0											
County: Ozark Route: RT CC Job No.: 9S3434 Length: 20.45 MPO: N Fund Cat: Taking Care Of System Sec Cat: Thin Lift Overlay TIP #: Let With: 9S3241 Awd Date: Fall 18 Anticipated Fed Cat: STBG AC-State: 1,542 State: 386 Local: 0 Future Cost: 0 Estimate Total: 1,933	Engineering: R/W: Construction: FFOS: Payments:	5 0 0 0 0	173 0 1,755 0 0	0 0 0 0 0	0 0 0 0 0	0 0 0 0 0	0 0 0 0 0											
County: Ozark Route: RT J Job No.: 9S3385 Length: 0.05 MPO: N Fund Cat: Taking Care Of System Sec Cat: Rehab And Reconst TIP #: Let With: Awd Date: 2020 Anticipated Fed Cat: NHPP Fed: 1,239 State: 310 Local: 0 Future Cost: 0 Estimate Total: 1,556	Engineering: R/W: Construction: FFOS: Payments:	7 0 0 0 0	50 0 0 0 0	145 0 1,354 0 0	0 0 0 0 0	0 0 0 0 0	0 0 0 0 0											

* Subject to the approval of the Transportation Improvement Program by the governing Metropolitan Planning Organization.

May-24-2018

Section 4 - 23

District Southeast

Dollars in Thousands



2019-2023 Highway and Bridge Construction Schedule

Transportation Planning

P.O. Box 270
Jefferson City, MO 65102

Construction contingency applied to construction cost in the year the project is awarded.

Three percent project growth factor compounded annually is applied to right-of-way and construction costs in program years 2, 3, 4, and 5.

No inflation is applied to the Funding From Other Sources (FFOS) or Payments.

Engineering includes PE costs, CE costs and R/W incidentals.

Construction contingency applied to construction cost in the year the project is awarded. Three percent project growth factor compounded annually is applied to right-of-way and construction costs in program years 2, 3, 4, and 5. No inflation is applied to the Funding From Other Sources (FFOS) or Payments. Engineering includes PE costs, CE costs and R/W incidentals.													STATE FISCAL YEAR PROJECT BUDGETING					
													Prior Prog.	7/2018-	7/2019-	7/2020-	7/2021-	7/2022-
														6/2019	6/2020	6/2021	6/2022	6/2023
County: Ozark Route: RT J Job No.: 9S3423 Length: 6.82 MPO: N Fund Cat: Taking Care Of System Sec Cat: Thin Lift Overlay Awd Date: 2020 Anticipated Fed Cat: STBG TIP #: Let With: Future Cost: 0 Estimate Total: 602	Pavement improvements from Rte. 160 to Arkansas State line.					Engineering:	2	5	47	0	0	0						
						R/W:	0	0	0	0	0	0						
						Construction:	0	0	548	0	0	0						
						FFOS:	0	0	0	0	0	0						
						Payments:	0	0	0	0	0	0						
County: Pemiscot Route: MO 153 Job No.: 9S3332 Length: 0.28 MPO: N Fund Cat: Taking Care Of System Sec Cat: Rehab And Reconst Awd Date: 2020 Anticipated Fed Cat: NHPP TIP #: Let With: Future Cost: 0 Estimate Total: 857	Bridge replacement over Drainage Ditch 84. Project involves bridge T0910.					Engineering:	20	22	78	0	0	0						
						R/W:	0	10	0	0	0	0						
						Construction:	0	0	727	0	0	0						
						FFOS:	0	0	0	0	0	0						
						Payments:	0	0	0	0	0	0						
County: Pemiscot Route: IS 155 Job No.: 9I3087 Length: 0.50 MPO: N Fund Cat: Statewide Interstate And Major Bridge Sec Cat: Preventive Maint Awd Date: N/A Anticipated Fed Cat: NHPP TIP #: Let With: Future Cost: 0 Estimate Total: 4,501	Payment to TDOT for scour remediation at Caruthersville Mississippi River bridge. Project involves bridge A1700.					Engineering:	0	1	0	0	0	0						
						R/W:	0	0	0	0	0	0						
						Construction:	0	4,500	0	0	0	0						
						FFOS:	0	0	0	0	0	0						
						Payments:	0	0	0	0	0	0						
County: Pemiscot Route: IS 155 Job No.: 9I3572 Length: 1.50 MPO: N Fund Cat: Safety Sec Cat: Safety Awd Date: 2020 Anticipated Fed Cat: Safety TIP #: Let With: Future Cost: 0 Estimate Total: 388	Add interchange lighting at Rte. U (Exit 4) and Rte. 84 (Exit 6).					Engineering:	0	2	43	0	0	0						
						R/W:	0	0	0	0	0	0						
						Construction:	0	0	343	0	0	0						
						FFOS:	0	0	0	0	0	0						
						Payments:	0	0	0	0	0	0						
County: Pemiscot Route: RT A Job No.: 9S3222 Length: 0.20 MPO: N Fund Cat: Taking Care Of System Sec Cat: Rehab And Reconst Awd Date: 2020 Anticipated Fed Cat: NHPP TIP #: Let With: Future Cost: 0 Estimate Total: 467	Bridge replacement over Drainage Ditch 70. Project involves bridge T0696.					Engineering:	10	6	42	0	0	0						
						R/W:	0	4	0	0	0	0						
						Construction:	0	0	405	0	0	0						
						FFOS:	0	0	0	0	0	0						
						Payments:	0	0	0	0	0	0						

* Subject to the approval of the Transportation Improvement Program by the governing Metropolitan Planning Organization.

May-24-2018

Section 4 - 24

District Southeast

Dollars in Thousands



2019-2023 Highway and Bridge Construction Schedule

Transportation Planning

P.O. Box 270
Jefferson City, MO 65102

Construction contingency applied to construction cost in the year the project is awarded.

Three percent project growth factor compounded annually is applied to right-of-way and construction costs in program years 2, 3, 4, and 5.

No inflation is applied to the Funding From Other Sources (FFOS) or Payments.

Engineering includes PE costs, CE costs and R/W incidentals.

Construction contingency applied to construction cost in the year the project is awarded. Three percent project growth factor compounded annually is applied to right-of-way and construction costs in program years 2, 3, 4, and 5. No inflation is applied to the Funding From Other Sources (FFOS) or Payments. Engineering includes PE costs, CE costs and R/W incidentals.							STATE FISCAL YEAR PROJECT BUDGETING						
							Prior Prog.	7/2018- 6/2019	7/2019- 6/2020	7/2020- 6/2021	7/2021- 6/2022	7/2022- 6/2023	
County: Pemiscot	Bridge replacement over Drainage Ditch 71. Project involves bridge T0698.						Engineering:	10	12	38	0	0	0
Route: RT A							R/W:	0	10	0	0	0	0
Job No.: 9S3331							Construction:	0	0	354	0	0	0
Length: 0.20	MPO: N							FFOS:	0	0	0	0	0
Fund Cat: Taking Care Of System			AC-State: 331	State: 83	Local: 0		Payments:	0	0	0	0	0	
Sec Cat: Rehab And Reconst	Awd Date: 2020	Anticipated Fed Cat: NHPP											
TIP #: Let With:			Future Cost: 0	Estimate Total: 424									
County: Pemiscot	Bridge replacement over Drainage Ditch 72. Project involves bridge T0536.						Engineering:	0	1	1	10	10	35
Route: RT A							R/W:	0	0	0	0	0	0
Job No.: 9S3530							Construction:	0	0	0	0	0	380
Length: 0.20	MPO: N							FFOS:	0	0	0	0	0
Fund Cat: Taking Care Of System			AC-State: 350	State: 87	Local: 0		Payments:	0	0	0	0	0	
Sec Cat: Rehab And Reconst	Awd Date: 2023	Anticipated Fed Cat: NHPP											
TIP #: Let With:			Future Cost: 0	Estimate Total: 437									
County: Pemiscot	Bridge improvements over Drainage Ditch 4. Project involves bridge S0716.						Engineering:	10	12	36	0	0	0
Route: RT C							R/W:	0	10	0	0	0	0
Job No.: 9S3333							Construction:	0	0	313	0	0	0
Length: 0.17	MPO: N							FFOS:	0	0	0	0	0
Fund Cat: Taking Care Of System			AC-State: 297	State: 74	Local: 0		Payments:	0	0	0	0	0	
Sec Cat: Rehab And Reconst	Awd Date: 2020	Anticipated Fed Cat: NHPP											
TIP #: Let With:			Future Cost: 0	Estimate Total: 381									
County: Pemiscot	Bridge replacement over Drainage Ditch 66. Project involves bridge X0500.						Engineering:	10	6	56	0	0	0
Route: RT CC							R/W:	0	4	0	0	0	0
Job No.: 9S3220							Construction:	0	0	472	0	0	0
Length: 0.20	MPO: N							FFOS:	0	0	0	0	0
Fund Cat: Taking Care Of System			AC-State: 431	State: 107	Local: 0		Payments:	0	0	0	0	0	
Sec Cat: Rehab And Reconst	Awd Date: 2020	Anticipated Fed Cat: NHPP											
TIP #: Let With:			Future Cost: 0	Estimate Total: 548									
County: Pemiscot	Bridge replacements over Drainage Ditches 1, 251, 258, 259 and 65. Project involves bridges P0473, P0474, P0475, P0476 and P0477.						Engineering:	100	50	54	376	0	0
Route: RT EE							R/W:	0	0	16	0	0	0
Job No.: 9S3232							Construction:	0	0	0	4,267	0	0
Length: 0.55	MPO: N							FFOS:	0	0	0	0	0
Fund Cat: Taking Care Of System			AC-State: 3,811	State: 952	Local: 0		Payments:	0	0	0	0	0	
Sec Cat: Rehab And Reconst	Awd Date: 2021	Anticipated Fed Cat: NHPP											
TIP #: Let With:			Future Cost: 0	Estimate Total: 4,863									

* Subject to the approval of the Transportation Improvement Program by the governing Metropolitan Planning Organization.

May-24-2018

Section 4 - 25

District Southeast

Dollars in Thousands



2019-2023 Highway and Bridge Construction Schedule

Transportation Planning

P.O. Box 270
Jefferson City, MO 65102

Construction contingency applied to construction cost in the year the project is awarded.

Three percent project growth factor compounded annually is applied to right-of-way and construction costs in program years 2, 3, 4, and 5.

No inflation is applied to the Funding From Other Sources (FFOS) or Payments.

Engineering includes PE costs, CE costs and R/W incidentals.

Construction contingency applied to construction cost in the year the project is awarded. Three percent project growth factor compounded annually is applied to right-of-way and construction costs in program years 2, 3, 4, and 5. No inflation is applied to the Funding From Other Sources (FFOS) or Payments. Engineering includes PE costs, CE costs and R/W incidentals.							STATE FISCAL YEAR PROJECT BUDGETING						
							Prior Prog.	7/2018- 6/2019	7/2019- 6/2020	7/2020- 6/2021	7/2021- 6/2022	7/2022- 6/2023	
County: Pemiscot	Bridge replacement over Drainage Ditch 84. Project involves bridge X0938.						Engineering:	25	73	0	0	0	0
Route: RT HH							R/W:	0	4	0	0	0	0
Job No.: 9S3225							Construction:	0	692	0	0	0	0
Length: 0.20	MPO: N						FFOS:	0	0	0	0	0	0
Fund Cat: Taking Care Of System	AC-State: 616 State: 153 Local: 0					Anticipated Fed Cat: NHPP	Payments:	0	0	0	0	0	0
Sec Cat: Rehab And Reconst	Awd Date: Spring 19	Future Cost: 0 Estimate Total: 794											
TIP #: Let With: 9S3231, 9S3228													
County: Pemiscot	Bridge replacement over Lateral Ditch 9. Project involves bridge T0143.						Engineering:	15	44	0	0	0	0
Route: RT K							R/W:	0	4	0	0	0	0
Job No.: 9S3228							Construction:	0	410	0	0	0	0
Length: 0.20	MPO: N						FFOS:	0	0	0	0	0	0
Fund Cat: Taking Care Of System	Fed: 366 State: 92 Local: 0					Anticipated Fed Cat: NHPP	Payments:	0	0	0	0	0	0
Sec Cat: Rehab And Reconst	Awd Date: Spring 19	Future Cost: 0 Estimate Total: 473											
TIP #: Let With: 9S3231, 9S3225													
County: Pemiscot	Bridge replacement over Main Ditch 8. Project involves bridge S0883.						Engineering:	10	8	40	0	0	0
Route: RT T							R/W:	0	10	0	0	0	0
Job No.: 9S3227							Construction:	0	0	370	0	0	0
Length: 0.20	MPO: N						FFOS:	0	0	0	0	0	0
Fund Cat: Taking Care Of System	Fed: 342 State: 86 Local: 0					Anticipated Fed Cat: NHPP	Payments:	0	0	0	0	0	0
Sec Cat: Rehab And Reconst	Awd Date: 2020	Future Cost: 0 Estimate Total: 438											
TIP #: Let With:													
County: Perry	Pavement resurfacing in southbound lane from Rte. 51 to Rte. 61 and from Rte. 74 to Rte. 77 and in northbound lane from Rte. 77 to Rte. M.						Engineering:	25	25	897	0	0	0
Route: IS 55							R/W:	0	0	0	0	0	0
Job No.: 9I3309							Construction:	0	0	13,081	0	0	0
Length: 36.83	MPO: Y						FFOS:	0	0	0	0	0	0
Fund Cat: Taking Care Of System	AC-State: 12,602 State: 1,401 Local: 0					Anticipated Fed Cat: NHPP	Payments:	0	0	0	0	0	0
Sec Cat: Thin Lift Overlay	Awd Date: 2020	Future Cost: 0 Estimate Total: 14,028											
TIP #: Let With:													
County: Perry	Drainage repairs 0.2 mile west of County Road 446 to County Road 446.						Engineering:	60	2	3	10	61	0
Route: RT A							R/W:	0	0	0	53	0	0
Job No.: 9S3499							Construction:	0	0	0	0	895	0
Length: 0.20	MPO: N						FFOS:	0	0	0	0	0	0
Fund Cat: Taking Care Of System	AC-State: 819 State: 205 Local: 0					Anticipated Fed Cat: NHPP	Payments:	0	0	0	0	0	0
Sec Cat: Systems Operations	Awd Date: 2022	Future Cost: 0 Estimate Total: 1,084											
TIP #: Let With:													

* Subject to the approval of the Transportation Improvement Program by the governing Metropolitan Planning Organization.

May-24-2018

Section 4 - 26

District Southeast

Dollars in Thousands



2019-2023 Highway and Bridge Construction Schedule

Transportation Planning

P.O. Box 270
Jefferson City, MO 65102

Construction contingency applied to construction cost in the year the project is awarded.

Three percent project growth factor compounded annually is applied to right-of-way and construction costs in program years 2, 3, 4, and 5.

No inflation is applied to the Funding From Other Sources (FFOS) or Payments.

Engineering includes PE costs, CE costs and R/W incidentals.

Construction contingency applied to construction cost in the year the project is awarded. Three percent project growth factor compounded annually is applied to right-of-way and construction costs in program years 2, 3, 4, and 5. No inflation is applied to the Funding From Other Sources (FFOS) or Payments. Engineering includes PE costs, CE costs and R/W incidentals.											STATE FISCAL YEAR PROJECT BUDGETING					
											Prior Prog.	7/2018-	7/2019-	7/2020-	7/2021-	7/2022-
												6/2019	6/2020	6/2021	6/2022	6/2023
County: Perry Route: RT B Job No.: 9S3519 Length: 6.35 MPO: N Fund Cat: Safety																

* Subject to the approval of the Transportation Improvement Program by the governing Metropolitan Planning Organization.

May-24-2018

Section 4 - 27

District Southeast

Dollars in Thousands



2019-2023 Highway and Bridge Construction Schedule

Transportation Planning

P.O. Box 270
Jefferson City, MO 65102

Construction contingency applied to construction cost in the year the project is awarded.

Three percent project growth factor compounded annually is applied to right-of-way and construction costs in program years 2, 3, 4, and 5.

No inflation is applied to the Funding From Other Sources (FFOS) or Payments.

Engineering includes PE costs, CE costs and R/W incidentals.

Construction contingency applied to construction cost in the year the project is awarded. Three percent project growth factor compounded annually is applied to right-of-way and construction costs in program years 2, 3, 4, and 5. No inflation is applied to the Funding From Other Sources (FFOS) or Payments. Engineering includes PE costs, CE costs and R/W incidentals.												STATE FISCAL YEAR PROJECT BUDGETING						
												Prior Prog.	7/2018- 6/2019	7/2019- 6/2020	7/2020- 6/2021	7/2021- 6/2022	7/2022- 6/2023	
County: Reynolds	Roadway embankment repair due to flooding along Logan Creek.											Engineering:	0	13	0	0	0	0
Route: RT F												R/W:	0	6	0	0	0	0
Job No.: 9S3579												Construction:	0	122	0	0	0	0
Length: 0.06	MPO: N										FFOS:	0	0	0	0	0		
Fund Cat: Taking Care Of System	AC-State: 113 State: 28 Local: 0											Payments:	0	0	0	0	0	
Sec Cat: Systems Operations	Awd Date: Spring 19 Anticipated Fed Cat: STBG																	
TIP #: 	Let With: Future Cost: 0 Estimate Total: 141																	
County: Reynolds	Bridge rehabilitation over Black River. Project involves bridge T1000.											Engineering:	0	1	1	23	26	235
Route: RT K												R/W:	0	0	0	0	13	0
Job No.: 9S3561												Construction:	0	0	0	0	0	2,165
Length: 0.11	MPO: N										FFOS:	0	0	0	0	0		
Fund Cat: Taking Care Of System	Fed: 1,971 State: 493 Local: 0											Payments:	0	0	0	0	0	
Sec Cat: Rehab And Reconst	Awd Date: 2023 Anticipated Fed Cat: NHPP																	
TIP #: 	Let With: Future Cost: 0 Estimate Total: 2,464																	
County: Ripley	Bridge improvements over Little Black River. Project involves bridge L0378.											Engineering:	20	21	85	0	0	0
Route: MO 142												R/W:	0	4	0	0	0	0
Job No.: 9S3209												Construction:	0	0	765	0	0	0
Length: 0.20	MPO: N										FFOS:	0	0	0	0	0		
Fund Cat: Taking Care Of System	Fed: 700 State: 175 Local: 0											Payments:	0	0	0	0	0	
Sec Cat: Rehab And Reconst	Awd Date: 2020 Anticipated Fed Cat: NHPP																	
TIP #: 	Let With: Future Cost: 0 Estimate Total: 895																	
County: Ripley	Pavement improvements from Rte. 142 to Arkansas State line.											Engineering:	2	2	10	77	0	0
Route: MO 21												R/W:	0	0	0	0	0	0
Job No.: 9P3369												Construction:	0	0	0	943	0	0
Length: 8.58	MPO: N										FFOS:	0	0	0	0	0		
Fund Cat: Taking Care Of System	AC-State: 826 State: 206 Local: 0											Payments:	0	0	0	0	0	
Sec Cat: Thin Lift Overlay	Awd Date: 2021 Anticipated Fed Cat: STBG																	
TIP #: 	Let With: Future Cost: 0 Estimate Total: 1,034																	
County: Ripley	Pavement improvements from Rte. 21 to Arkansas State line.											Engineering:	2	5	45	0	0	0
Route: RT A												R/W:	0	0	0	0	0	0
Job No.: 9S3420												Construction:	0	0	524	0	0	0
Length: 7.89	MPO: N										FFOS:	0	0	0	0	0		
Fund Cat: Taking Care Of System	AC-State: 459 State: 115 Local: 0											Payments:	0	0	0	0	0	
Sec Cat: Thin Lift Overlay	Awd Date: 2020 Anticipated Fed Cat: STBG																	
TIP #: 	Let With: Future Cost: 0 Estimate Total: 576																	

* Subject to the approval of the Transportation Improvement Program by the governing Metropolitan Planning Organization.

May-24-2018

Section 4 - 28

District Southeast

Dollars in Thousands



2019-2023 Highway and Bridge Construction Schedule

Transportation Planning

P.O. Box 270
Jefferson City, MO 65102

Construction contingency applied to construction cost in the year the project is awarded.

Three percent project growth factor compounded annually is applied to right-of-way and construction costs in program years 2, 3, 4, and 5.

No inflation is applied to the Funding From Other Sources (FFOS) or Payments.

Engineering includes PE costs, CE costs and R/W incidentals.

Construction contingency applied to construction cost in the year the project is awarded. Three percent project growth factor compounded annually is applied to right-of-way and construction costs in program years 2, 3, 4, and 5. No inflation is applied to the Funding From Other Sources (FFOS) or Payments. Engineering includes PE costs, CE costs and R/W incidentals.												STATE FISCAL YEAR PROJECT BUDGETING					
												Prior Prog.	7/2018- 6/2019	7/2019- 6/2020	7/2020- 6/2021	7/2021- 6/2022	7/2022- 6/2023
County: Ripley Pavement resurfacing from Rte. 160 to Rte. 142. Route: RT B Job No.: 9S3409 Length: 4.88 MPO: N Fund Cat: Taking Care Of System AC-State: 300 State: 75 Local: 0 Sec Cat: Thin Lift Overlay Awd Date: Winter 19 Anticipated Fed Cat: STBG TIP #: Let With: Future Cost: 0 Estimate Total: 378						Engineering:	3	30	0	0	0	0					
						R/W:	0	0	0	0	0	0					
						Construction:	0	345	0	0	0	0					
						FFOS:	0	0	0	0	0	0					
						Payments:	0	0	0	0	0	0					
County: Ripley Pavement improvements from Rte. 142 to end of state maintenance. Route: RT E Job No.: 9S3421 Length: 6.64 MPO: N Fund Cat: Taking Care Of System AC-State: 359 State: 90 Local: 0 Sec Cat: Thin Lift Overlay Awd Date: 2020 Anticipated Fed Cat: STBG TIP #: Let With: Future Cost: 0 Estimate Total: 451						Engineering:	2	4	35	0	0	0					
						R/W:	0	0	0	0	0	0					
						Construction:	0	0	410	0	0	0					
						FFOS:	0	0	0	0	0	0					
						Payments:	0	0	0	0	0	0					
County: Ripley Pavement improvements from Rte. 160 to Rte. 142. Route: RT T Job No.: 9S3372 Length: 5.64 MPO: N Fund Cat: Taking Care Of System AC-State: 320 State: 80 Local: 0 Sec Cat: Thin Lift Overlay Awd Date: 2021 Anticipated Fed Cat: STBG TIP #: Let With: Future Cost: 0 Estimate Total: 402						Engineering:	2	2	3	30	0	0					
						R/W:	0	0	0	0	0	0					
						Construction:	0	0	0	365	0	0					
						FFOS:	0	0	0	0	0	0					
						Payments:	0	0	0	0	0	0					
County: Scott Job Order Contracting for concrete pavement repair from Rte. 60 in Scott County to the Arkansas State line and all of I-155. Route: IS 55 Job No.: 0I3005U Length: 76.99 MPO: N Fund Cat: Statewide Interstate And Major Bridge AC-State: 124 State: 15 Local: 0 Sec Cat: Preventive Maint Awd Date: Spring 19 Anticipated Fed Cat: NHPP TIP #: Let With: Future Cost: 0 Estimate Total: 139						Engineering:	0	14	0	0	0	0					
						R/W:	0	0	0	0	0	0					
						Construction:	0	125	0	0	0	0					
						FFOS:	0	0	0	0	0	0					
						Payments:	0	0	0	0	0	0					
County: Scott Pavement resurfacing from I-57 to Rte. 77. Route: IS 55 Job No.: 9I3545 Length: 14.81 MPO: N Fund Cat: Taking Care Of System AC-State: 6,568 State: 1,641 Local: 0 Sec Cat: Thin Lift Overlay Awd Date: 2021 Anticipated Fed Cat: STBG TIP #: Let With: Future Cost: 0 Estimate Total: 8,209						Engineering:	0	50	50	598	0	0					
						R/W:	0	0	0	0	0	0					
						Construction:	0	0	0	7,511	0	0					
						FFOS:	0	0	0	0	0	0					
						Payments:	0	0	0	0	0	0					

* Subject to the approval of the Transportation Improvement Program by the governing Metropolitan Planning Organization.

May-24-2018

Section 4 - 29

District Southeast

Dollars in Thousands



2019-2023 Highway and Bridge Construction Schedule

Transportation Planning

P.O. Box 270
Jefferson City, MO 65102

Construction contingency applied to construction cost in the year the project is awarded.

Three percent project growth factor compounded annually is applied to right-of-way and construction costs in program years 2, 3, 4, and 5.

No inflation is applied to the Funding From Other Sources (FFOS) or Payments.

Engineering includes PE costs, CE costs and R/W incidentals.

Construction contingency applied to construction cost in the year the project is awarded. Three percent project growth factor compounded annually is applied to right-of-way and construction costs in program years 2, 3, 4, and 5. No inflation is applied to the Funding From Other Sources (FFOS) or Payments. Engineering includes PE costs, CE costs and R/W incidentals.							STATE FISCAL YEAR PROJECT BUDGETING					
							Prior Prog.	7/2018- 6/2019	7/2019- 6/2020	7/2020- 6/2021	7/2021- 6/2022	7/2022- 6/2023
County: Scott Route: IS 57 Job No.: 913306 Length: 8.51 MPO: N Fund Cat: Taking Care Of System Sec Cat: Thin Lift Overlay TIP #: Let With: 9P3201	Pavement resurfacing in northbound lane from Rte. AA to 4.3 miles south of Rte. 105 and in southbound lane from Rte. NN to Rte. AA. AC-State: 5,234 State: 582 Local: 0 Awd Date: Spring 19 Anticipated Fed Cat: NHPP Future Cost: 0 Estimate Total: 5,821						Engineering: R/W: Construction: FFOS: Payments:	5 0 0 0 0	444 0 5,372 0 0	0 0 0 0 0	0 0 0 0 0	0 0 0 0 0
County: Scott Route: US 61 Job No.: 9S3063 Length: 0.20 MPO: N Fund Cat: Taking Care Of System Sec Cat: Rehab And Reconst TIP #: Let With:	Bridge replacement over the Union Pacific Railroad and Rte. M. Project involves bridge J0356. Fed: 2,067 State: 516 Local: 0 Awd Date: Summer 19 Anticipated Fed Cat: NHPP Future Cost: 0 Estimate Total: 2,738						Engineering: R/W: Construction: FFOS: Payments:	155 0 0 0 0	61 2 0 0 0	162 0 2,358 37 0	0 0 0 0 0	0 0 0 0 0
County: Scott Route: US 61 Job No.: 9S3282 Length: 3.37 MPO: N Fund Cat: Taking Care Of System Sec Cat: Thin Lift Overlay TIP #: Let With: 9S3271, 9S3287	Pavement resurfacing from 0.6 mile north of Rte. Y to Rte. 60. AC-State: 1,040 State: 261 Local: 0 Awd Date: Fall 18 Anticipated Fed Cat: STBG Future Cost: 0 Estimate Total: 1,326						Engineering: R/W: Construction: FFOS: Payments:	25 0 0 0 0	93 0 1,208 0 0	0 0 0 0 0	0 0 0 0 0	0 0 0 0 0
County: Scott Route: US 61 Job No.: 9S3438 Length: 12.74 MPO: N Fund Cat: Taking Care Of System Sec Cat: Thin Lift Overlay TIP #: Let With: 9S3240, 9S3406	Pavement resurfacing from Rte. K to 0.2 mile north of Rte. 77. AC-State: 1,506 State: 377 Local: 0 Awd Date: Fall 18 Anticipated Fed Cat: STBG Future Cost: 0 Estimate Total: 1,898						Engineering: R/W: Construction: FFOS: Payments:	15 0 0 0 0	158 0 1,725 0 0	0 0 0 0 0	0 0 0 0 0	0 0 0 0 0
County: Scott Route: US 62 Job No.: 9S3271 Length: 2.52 MPO: N Fund Cat: Taking Care Of System Sec Cat: Thin Lift Overlay TIP #: Let With: 9S3287, 9S3282	Pavement resurfacing from Rte. 61 Main Street to Rte. H/AA in Sikeston. AC-State: 720 State: 179 Local: 0 Awd Date: Fall 18 Anticipated Fed Cat: STBG Future Cost: 0 Estimate Total: 903						Engineering: R/W: Construction: FFOS: Payments:	4 0 0 0 0	77 0 822 0 0	0 0 0 0 0	0 0 0 0 0	0 0 0 0 0

* Subject to the approval of the Transportation Improvement Program by the governing Metropolitan Planning Organization.

May-24-2018

Section 4 - 30

District Southeast

Dollars in Thousands



2019-2023 Highway and Bridge Construction Schedule

Transportation Planning

P.O. Box 270
Jefferson City, MO 65102

Construction contingency applied to construction cost in the year the project is awarded.

Three percent project growth factor compounded annually is applied to right-of-way and construction costs in program years 2, 3, 4, and 5.

No inflation is applied to the Funding From Other Sources (FFOS) or Payments.

Engineering includes PE costs, CE costs and R/W incidentals.

Construction contingency applied to construction cost in the year the project is awarded. Three percent project growth factor compounded annually is applied to right-of-way and construction costs in program years 2, 3, 4, and 5. No inflation is applied to the Funding From Other Sources (FFOS) or Payments. Engineering includes PE costs, CE costs and R/W incidentals.							STATE FISCAL YEAR PROJECT BUDGETING						
							Prior Prog.	7/2018-	7/2019-	7/2020-	7/2021-	7/2022-	
								6/2019	6/2020	6/2021	6/2022	6/2023	
County: Scott	Bridge replacement over North Cut Ditch. Project involves bridge G0438.						Engineering:	35	150	0	0	0	0
Route: MO 77							R/W:	0	4	0	0	0	0
Job No.: 9S3281							Construction:	0	1,075	0	0	0	0
Length: 0.32	MPO: N						FFOS:	0	0	0	0	0	0
Fund Cat: Taking Care Of System	Fed: 983	State: 246	Local: 0				Payments:	0	0	0	0	0	0
Sec Cat: Rehab And Reconst	Awd Date: Spring 19	Anticipated Fed Cat: NHPP											
TIP #: Let With: 9S3275	Future Cost: 0		Estimate Total: 1,264										
County: Scott	Bridge replacement over Drainage Ditch 291. Project involves bridge S0665.						Engineering:	10	12	57	0	0	0
Route: MO 91							R/W:	0	8	0	0	0	0
Job No.: 9S3278							Construction:	0	0	486	0	0	0
Length: 0.11	MPO: N						FFOS:	0	0	0	0	0	0
Fund Cat: Taking Care Of System	Fed: 451	State: 112	Local: 0				Payments:	0	0	0	0	0	0
Sec Cat: Rehab And Reconst	Awd Date: 2020	Anticipated Fed Cat: NHPP											
TIP #: Let With:	Future Cost: 0		Estimate Total: 573										
County: Scott	Bridge replacement over Drainage Ditch 35. Project involves bridge S0744.						Engineering:	10	12	65	0	0	0
Route: MO 91							R/W:	0	8	0	0	0	0
Job No.: 9S3279							Construction:	0	0	520	0	0	0
Length: 0.12	MPO: N						FFOS:	0	0	0	0	0	0
Fund Cat: Taking Care Of System	Fed: 484	State: 121	Local: 0				Payments:	0	0	0	0	0	0
Sec Cat: Rehab And Reconst	Awd Date: 2020	Anticipated Fed Cat: NHPP											
TIP #: Let With:	Future Cost: 0		Estimate Total: 615										
County: Scott	Pavement resurfacing from Rte. 62 to Rte. 80.						Engineering:	2	71	0	0	0	0
Route: RT AA							R/W:	0	0	0	0	0	0
Job No.: 9S3267							Construction:	0	837	0	0	0	0
Length: 9.88	MPO: N						FFOS:	0	0	0	0	0	0
Fund Cat: Taking Care Of System	Fed: 727	State: 181	Local: 0				Payments:	0	0	0	0	0	0
Sec Cat: Thin Lift Overlay	Awd Date: Winter 19	Anticipated Fed Cat: STBG											
TIP #: Let With: 9S3258, 9S3312	Future Cost: 0		Estimate Total: 910										
County: Scott	Pavement resurfacing from Rte. 77 to Commerce.						Engineering:	5	43	0	0	0	0
Route: RT E							R/W:	0	0	0	0	0	0
Job No.: 9S3406							Construction:	0	554	0	0	0	0
Length: 8.01	MPO: N						FFOS:	0	0	0	0	0	0
Fund Cat: Taking Care Of System	AC-State: 477	State: 120	Local: 0				Payments:	0	0	0	0	0	0
Sec Cat: Thin Lift Overlay	Awd Date: Fall 18	Anticipated Fed Cat: STBG											
TIP #: Let With: 9S3438, 9S3240	Future Cost: 0		Estimate Total: 602										

* Subject to the approval of the Transportation Improvement Program by the governing Metropolitan Planning Organization.

May-24-2018

Section 4 - 31

District Southeast

Dollars in Thousands



2019-2023 Highway and Bridge Construction Schedule

Transportation Planning

P.O. Box 270
Jefferson City, MO 65102

Construction contingency applied to construction cost in the year the project is awarded.

Three percent project growth factor compounded annually is applied to right-of-way and construction costs in program years 2, 3, 4, and 5.

No inflation is applied to the Funding From Other Sources (FFOS) or Payments.

Engineering includes PE costs, CE costs and R/W incidentals.

Construction contingency applied to construction cost in the year the project is awarded. Three percent project growth factor compounded annually is applied to right-of-way and construction costs in program years 2, 3, 4, and 5. No inflation is applied to the Funding From Other Sources (FFOS) or Payments. Engineering includes PE costs, CE costs and R/W incidentals.												STATE FISCAL YEAR PROJECT BUDGETING						
												Prior Prog.	7/2018- 6/2019	7/2019- 6/2020	7/2020- 6/2021	7/2021- 6/2022	7/2022- 6/2023	
County: Scott	Pavement resurfacing from Rte. 77 to Rte. U.											Engineering:	2	33	0	0	0	0
Route: RT H												R/W:	0	0	0	0	0	0
Job No.: 9S3240												Construction:	0	367	0	0	0	0
Length: 5.80	MPO: N											FFOS:	0	0	0	0	0	
Fund Cat: Taking Care Of System	AC-State: 320 State: 80 Local: 0										Payments:	0	0	0	0	0		
Sec Cat: Thin Lift Overlay	Awd Date: Fall 18	Anticipated Fed Cat: STBG																
TIP #: Let With: 9S3438, 9S3406	Future Cost: 0 Estimate Total: 402																	
County: Scott	Pavement resurfacing from Rte. N near Scott City to Rte. AB.											Engineering:	0	2	3	18	0	0
Route: RT K												R/W:	0	0	0	0	0	0
Job No.: 9S3464												Construction:	0	0	0	199	0	0
Length: 1.32	MPO: N											FFOS:	0	0	0	0	0	
Fund Cat: Taking Care Of System	AC-State: 177 State: 45 Local: 0										Payments:	0	0	0	0	0		
Sec Cat: Thin Lift Overlay	Awd Date: 2021	Anticipated Fed Cat: STBG																
TIP #: Let With:	Future Cost: 0 Estimate Total: 222																	
County: Scott	Replace culvert at 0.3 mile north of Rte. K. \$13,769.45 from FEMA.											Engineering:	10	20	0	0	0	0
Route: RT N												R/W:	0	2	0	0	0	0
Job No.: 9S3500												Construction:	0	186	0	0	0	0
Length: 0.10	MPO: N											FFOS:	0	13	0	0	0	0
Fund Cat: Taking Care Of System	AC-State: 167 State: 41 Local: 0										Payments:	0	0	0	0	0		
Sec Cat: Systems Operations	Awd Date: Winter 19	Anticipated Fed Cat: STBG																
TIP #: Let With: 9S3286, 9S3506, 9P3126, 9S3280	Future Cost: 0 Estimate Total: 218																	
County: Scott	Bridge replacement over Drainage Ditch 289. Project involves bridge P0098.											Engineering:	10	41	0	0	0	0
Route: RT W												R/W:	0	8	0	0	0	0
Job No.: 9S3280												Construction:	0	386	0	0	0	0
Length: 0.11	MPO: N											FFOS:	0	0	0	0	0	
Fund Cat: Taking Care Of System	AC-State: 348 State: 87 Local: 0										Payments:	0	0	0	0	0		
Sec Cat: Rehab And Reconst	Awd Date: Winter 19	Anticipated Fed Cat: NHPP																
TIP #: Let With: 9S3286, 9S3506, 9P3126, 9S3500	Future Cost: 0 Estimate Total: 445																	
County: Scott	Bridge replacement over Drainage Ditch 4. Project involves bridge L0271.											Engineering:	10	17	76	0	0	0
Route: RT ZZ												R/W:	0	6	0	0	0	0
Job No.: 9S3395												Construction:	0	0	612	0	0	0
Length: 0.20	MPO: N											FFOS:	0	0	0	0	0	
Fund Cat: Taking Care Of System	Fed: 570 State: 141 Local: 0										Payments:	0	0	0	0	0		
Sec Cat: Rehab And Reconst	Awd Date: 2020	Anticipated Fed Cat: NHPP																
TIP #: Let With:	Future Cost: 0 Estimate Total: 721																	

* Subject to the approval of the Transportation Improvement Program by the governing Metropolitan Planning Organization.

May-24-2018

Section 4 - 32

District Southeast

Dollars in Thousands



2019-2023 Highway and Bridge Construction Schedule

Transportation Planning

P.O. Box 270
Jefferson City, MO 65102

Construction contingency applied to construction cost in the year the project is awarded.

Three percent project growth factor compounded annually is applied to right-of-way and construction costs in program years 2, 3, 4, and 5.

No inflation is applied to the Funding From Other Sources (FFOS) or Payments.

Engineering includes PE costs, CE costs and R/W incidentals.

Construction contingency applied to construction cost in the year the project is awarded. Three percent project growth factor compounded annually is applied to right-of-way and construction costs in program years 2, 3, 4, and 5. No inflation is applied to the Funding From Other Sources (FFOS) or Payments. Engineering includes PE costs, CE costs and R/W incidentals.										STATE FISCAL YEAR PROJECT BUDGETING					
										Prior Prog.	7/2018- 6/2019	7/2019- 6/2020	7/2020- 6/2021	7/2021- 6/2022	7/2022- 6/2023
County: Shannon	ADA Transition Plan improvements at various locations in Eminence, Winona, Arcadia, Ironton, Birch Tree, Thayer and Mountain View. \$1,400,000 from Statewide Transportation Alternatives funds.				Engineering:	0	0	0	118	0	0				
Route: MO 19					R/W:	0	0	0	0	0	0				
Job No.: 0S3021J					Construction:	0	0	0	1,782	0	0				
Length: 3.37	MPO: N					FFOS:	0	0	0	1,400	0	0			
Fund Cat: Taking Care Of System					Payments:	0	0	0	0	0	0				
	Fed: 1,520	State: 380	Local: 0												
Sec Cat: N- Ada Trans	Awd Date: 2021	Anticipated Fed Cat: STBG													
TIP #:	Let With:	Future Cost: 0				Estimate Total: 1,900									
County: Shannon	Pavement improvements from Rte. A to Riverview Drive.				Engineering:	2	18	108	0	0	0				
Route: MO 19					R/W:	0	0	0	0	0	0				
Job No.: 9P3413					Construction:	0	0	1,327	0	0	0				
Length: 18.50	MPO: N					FFOS:	0	0	0	0	0				
Fund Cat: Taking Care Of System					Payments:	0	0	0	0	0	0				
	AC-State: 1,162	State: 291	Local: 0												
Sec Cat: Thin Lift Overlay	Awd Date: 2020	Anticipated Fed Cat: STBG													
TIP #:	Let With:	Future Cost: 0				Estimate Total: 1,455									
County: Shannon	Pavement resurfacing and add rumblestrips from Riverview Drive to Rte. 60. \$1,662,000 Open Container funds.				Engineering:	4	251	0	0	0	0				
Route: MO 19					R/W:	0	0	0	0	0	0				
Job No.: 9P3428					Construction:	0	3,223	0	0	0	0				
Length: 12.40	MPO: N					FFOS:	0	1,662	0	0	0				
Fund Cat: Taking Care Of System					Payments:	0	0	0	0	0	0				
	Fed: 2,779	State: 695	Local: 0												
Sec Cat: Thin Lift Overlay	Awd Date: Summer 18	Anticipated Fed Cat: STBG													
TIP #:	Let With:	Future Cost: 0				Estimate Total: 3,478									
County: Shannon	Pavement improvements from Rte. 19 to end of state maintenance.				Engineering:	2	2	3	17	0	0				
Route: RT F					R/W:	0	0	0	0	0	0				
Job No.: 9S3376					Construction:	0	0	0	214	0	0				
Length: 3.08	MPO: N					FFOS:	0	0	0	0	0				
Fund Cat: Taking Care Of System					Payments:	0	0	0	0	0	0				
	AC-State: 188	State: 48	Local: 0												
Sec Cat: Thin Lift Overlay	Awd Date: 2021	Anticipated Fed Cat: STBG													
TIP #:	Let With:	Future Cost: 0				Estimate Total: 238									
County: Shannon	Pavement improvements from Rte. 106 to Rte. 19.				Engineering:	2	2	9	59	0	0				
Route: RT H					R/W:	0	0	0	0	0	0				
Job No.: 9S3375					Construction:	0	0	0	764	0	0				
Length: 12.46	MPO: N					FFOS:	0	0	0	0	0				
Fund Cat: Taking Care Of System					Payments:	0	0	0	0	0	0				
	AC-State: 667	State: 167	Local: 0												
Sec Cat: Thin Lift Overlay	Awd Date: 2021	Anticipated Fed Cat: STBG													
TIP #:	Let With:	Future Cost: 0				Estimate Total: 836									

* Subject to the approval of the Transportation Improvement Program by the governing Metropolitan Planning Organization.

May-24-2018

Section 4 - 33

District Southeast

Dollars in Thousands



2019-2023 Highway and Bridge Construction Schedule

Transportation Planning

P.O. Box 270
Jefferson City, MO 65102

Construction contingency applied to construction cost in the year the project is awarded.

Three percent project growth factor compounded annually is applied to right-of-way and construction costs in program years 2, 3, 4, and 5.

No inflation is applied to the Funding From Other Sources (FFOS) or Payments.

Engineering includes PE costs, CE costs and R/W incidentals.

Construction contingency applied to construction cost in the year the project is awarded. Three percent project growth factor compounded annually is applied to right-of-way and construction costs in program years 2, 3, 4, and 5. No inflation is applied to the Funding From Other Sources (FFOS) or Payments. Engineering includes PE costs, CE costs and R/W incidentals.												STATE FISCAL YEAR PROJECT BUDGETING						
												Prior Prog.	7/2018- 6/2019	7/2019- 6/2020	7/2020- 6/2021	7/2021- 6/2022	7/2022- 6/2023	
County: St. Francois	Bridge rehabilitation over Rte. 8 near Desloge. Project involves bridge A0654.											Engineering:	2	2	5	25	100	0
Route: US 67												R/W:	0	0	0	0	0	0
Job No.: 9P3382												Construction:	0	0	0	0	857	0
Length: 0.43	MPO: N											FFOS:	0	0	0	0	0	0
Fund Cat: Taking Care Of System	Fed: 792 State: 197 Local: 0										Payments:	0	0	0	0	0	0	
Sec Cat: Rehab And Reconst	Awd Date: 2022	Anticipated Fed Cat: NHPP																
TIP #:	Let With:	Future Cost: 0 Estimate Total: 991																
County: St. Francois	Pavement resurfacing from Rte. 221 in Farmington to 0.5 mile south of Rte. 72 near Fredericktown.											Engineering:	2	5	5	479	0	0
Route: US 67												R/W:	0	0	0	0	0	0
Job No.: 9P3435												Construction:	0	0	0	5,193	0	0
Length: 16.82	MPO: N											FFOS:	0	0	0	0	0	0
Fund Cat: Taking Care Of System	Fed: 4,545 State: 1,137 Local: 0										Payments:	0	0	0	0	0	0	
Sec Cat: Thin Lift Overlay	Awd Date: 2021	Anticipated Fed Cat: NHPP																
TIP #:	Let With:	Future Cost: 0 Estimate Total: 5,684																
County: St. Francois	Upgrade of existing median crossover to J-turn design at intersection of Rte. 67 and New Perrine Road. \$1,200,000 Cost Share funds and \$200,000 Farmington funds.											Engineering:	102	108	0	0	0	0
Route: US 67												R/W:	0	0	0	0	0	0
Job No.: 9P3505												Construction:	0	1,503	0	0	0	0
Length: 0.59	MPO: N											FFOS:	0	1,400	0	0	0	0
Fund Cat: Safety	Fed: 1,400 State: 11 Local: 200										Payments:	0	0	0	0	0	0	
Sec Cat: Safety	Awd Date: Summer 18	Anticipated Fed Cat: Safety																
TIP #:	Let With:	Future Cost: 0 Estimate Total: 1,713																
County: St. Francois	Bridge rehabilitation over Union Pacific Railroad. Project involves bridge L0666.											Engineering:	0	1	1	1	5	17
Route: US 67												R/W:	0	0	0	0	25	0
Job No.: 9P3547												Construction:	0	0	0	0	0	183
Length: 0.07	MPO: N											FFOS:	0	0	0	0	0	0
Fund Cat: Taking Care Of System	Fed: 187 State: 46 Local: 0										Payments:	0	0	0	0	0	0	
Sec Cat: Rehab And Reconst	Awd Date: 2023	Anticipated Fed Cat: NHPP																
TIP #:	Let With:	Future Cost: 0 Estimate Total: 233																
County: St. Francois	Payment to Desloge for pavement improvements from Fir Street to Willow Street. To be let by Desloge as STP-9900(073). \$99,648 SE District STIP funds and \$205,000 STP-urban funds.											Engineering:	1	1	0	0	0	0
Route: MO 8												R/W:	0	0	0	0	0	0
Job No.: 9P3301												Construction:	0	305	0	0	0	0
Length: 1.03	MPO: N											FFOS:	0	205	0	0	0	0
Fund Cat: Taking Care Of System	Fed: 245 State: 61 Local: 0										Payments:	0	0	0	0	0	0	
Sec Cat: Thin Lift Overlay	Awd Date: N/A	Anticipated Fed Cat: NHPP																
TIP #:	Let With:	Future Cost: 0 Estimate Total: 307																

* Subject to the approval of the Transportation Improvement Program by the governing Metropolitan Planning Organization.

May-24-2018

Section 4 - 34

District Southeast

Dollars in Thousands



2019-2023 Highway and Bridge Construction Schedule

Transportation Planning

P.O. Box 270
Jefferson City, MO 65102

Construction contingency applied to construction cost in the year the project is awarded.

Three percent project growth factor compounded annually is applied to right-of-way and construction costs in program years 2, 3, 4, and 5.

No inflation is applied to the Funding From Other Sources (FFOS) or Payments.

Engineering includes PE costs, CE costs and R/W incidentals.

						STATE FISCAL YEAR PROJECT BUDGETING					
						Prior Prog.	7/2018- 6/2019	7/2019- 6/2020	7/2020- 6/2021	7/2021- 6/2022	7/2022- 6/2023
County: St. Francois	Add rumblestrips from Rte. H to Pendelton Road. \$875,000 from Statewide Open					Engineering:	0	10	76	0	0
Route: RT AA	Container funds.					R/W:	0	0	0	0	0
Job No.: 9S3555						Construction:	0	0	901	0	0
Length: 5.23	MPO: N					FFOS:	0	0	875	0	0
Fund Cat: Safety	Fed: 888 State: 99 Local: 0					Payments:	0	0	0	0	0
Sec Cat: Safety	Awd Date: 2020 Anticipated Fed Cat: Safety										
TIP #:	Let With: Future Cost: 0 Estimate Total: 987										
County: St. Francois	Add rumblestrips from Old Fredericktown Road to Rte. AA.					Engineering:	0	10	37	0	0
Route: RT H						R/W:	0	0	0	0	0
Job No.: 9S3518						Construction:	0	0	487	0	0
Length: 3.60	MPO: N					FFOS:	0	0	0	0	0
Fund Cat: Safety	AC-State: 480 State: 54 Local: 0					Payments:	0	0	0	0	0
Sec Cat: Safety	Awd Date: 2020 Anticipated Fed Cat: Safety										
TIP #:	Let With: Future Cost: 0 Estimate Total: 534										
County: St. Francois	Add rumblestrips from Point View Drive to Rte. D. \$405,000 Open Container funds.					Engineering:	0	15	83	0	0
Route: RT K						R/W:	0	0	0	0	0
Job No.: 9S3527						Construction:	0	0	1,028	0	0
Length: 6.78	MPO: N					FFOS:	0	0	405	0	0
Fund Cat: Safety	Fed: 1,012 State: 114 Local: 0					Payments:	0	0	0	0	0
Sec Cat: Safety	Awd Date: 2020 Anticipated Fed Cat: Safety										
TIP #:	Let With: Future Cost: 0 Estimate Total: 1,126										
County: St. Francois	Add rumblestrips from Rte. N to Rte. 221. \$829,000 from Statewide Open Container funds.					Engineering:	0	10	72	0	0
Route: RT NN						R/W:	0	0	0	0	0
Job No.: 9S3554						Construction:	0	0	854	0	0
Length: 4.34	MPO: N					FFOS:	0	0	829	0	0
Fund Cat: Safety	Fed: 842 State: 94 Local: 0					Payments:	0	0	0	0	0
Sec Cat: Safety	Awd Date: 2020 Anticipated Fed Cat: Safety										
TIP #:	Let With: Future Cost: 0 Estimate Total: 936										
County: St. Francois	Bridge rehabilitation over Indian Creek. Project involves bridge L0329.					Engineering:	0	1	1	8	19
Route: RT NN						R/W:	0	0	0	0	13
Job No.: 9S3566						Construction:	0	0	0	0	676
Length: 0.02	MPO: N					FFOS:	0	0	0	0	0
Fund Cat: Taking Care Of System	Fed: 623 State: 156 Local: 0					Payments:	0	0	0	0	0
Sec Cat: Rehab And Reconst	Awd Date: 2023 Anticipated Fed Cat: NHPP										
TIP #:	Let With: Future Cost: 0 Estimate Total: 779										

* Subject to the approval of the Transportation Improvement Program by the governing Metropolitan Planning Organization.

May-24-2018

Section 4 - 35

District Southeast

Dollars in Thousands



2019-2023 Highway and Bridge Construction Schedule

Transportation Planning

P.O. Box 270
Jefferson City, MO 65102

Construction contingency applied to construction cost in the year the project is awarded.

Three percent project growth factor compounded annually is applied to right-of-way and construction costs in program years 2, 3, 4, and 5.

No inflation is applied to the Funding From Other Sources (FFOS) or Payments.

Engineering includes PE costs, CE costs and R/W incidentals.

Construction contingency applied to construction cost in the year the project is awarded. Three percent project growth factor compounded annually is applied to right-of-way and construction costs in program years 2, 3, 4, and 5. No inflation is applied to the Funding From Other Sources (FFOS) or Payments. Engineering includes PE costs, CE costs and R/W incidentals.							STATE FISCAL YEAR PROJECT BUDGETING					
							Prior Prog.	7/2018- 6/2019	7/2019- 6/2020	7/2020- 6/2021	7/2021- 6/2022	7/2022- 6/2023
County: Ste. Genevieve Route: MO 32 Job No.: 0S3019J Length: 3.72 MPO: N Fund Cat: Taking Care Of System Sec Cat: N- Ada Trans Awd Date: Winter 19 TIP #: Let With:	ADA Transition Plan improvements at various locations in Ste. Genevieve, Perryville, Frohna and Whitewater. \$1,361,000 from Statewide Transportation Alternatives funds.						Engineering: 0 R/W: 0 Construction: 0 FFOS: 0 Payments: 0	119 0 1,633 1,361 0	0 0 0 0 0	0 0 0 0 0	0 0 0 0 0	
County: Ste. Genevieve Route: MO 32 Job No.: 9P3392 Length: 5.11 MPO: N Fund Cat: Taking Care Of System Sec Cat: Thin Lift Overlay Awd Date: 2021 TIP #: Let With:	Pavement resurfacing from I-55 to Gerard Street (end of state maintenance) in Ste. Genevieve.						Engineering: 2 R/W: 0 Construction: 0 FFOS: 0 Payments: 0	2 0 0 0 0	5 0 0 0 0	85 0 983 0 0	0 0 0 0 0	
County: Ste. Genevieve Route: IS 55 Job No.: 0I3005S Length: 121.10 MPO: Y Fund Cat: Statewide Interstate And Major Bridge Sec Cat: Preventive Maint Awd Date: Spring 19 TIP #: Let With:	Job Order Contracting for concrete pavement repair from the Jefferson County line to Rte. 60 in Scott County and all of I-57 in Missouri.						Engineering: 0 R/W: 0 Construction: 0 FFOS: 0 Payments: 0	14 0 125 0 0	0 0 0 0 0	0 0 0 0 0	0 0 0 0 0	
County: Ste. Genevieve Route: IS 55 Job No.: 0I3005T Length: 198.09 MPO: Y Fund Cat: Statewide Interstate And Major Bridge Sec Cat: Preventive Maint Awd Date: Spring 19 TIP #: Let With:	Job Order Contracting for pavement repair from the Jefferson County line to Rte. 60 in Scott County, all of I-57 and from Rte. 60 in Scott County to the Arkansas State line and all of I-155.						Engineering: 0 R/W: 0 Construction: 0 FFOS: 0 Payments: 0	23 0 250 0 0	0 0 0 0 0	0 0 0 0 0	0 0 0 0 0	
County: Ste. Genevieve Route: IS 55 Job No.: 9I3310 Length: 21.65 MPO: N Fund Cat: Taking Care Of System Sec Cat: Thin Lift Overlay Awd Date: 2020 TIP #: Let With:	Pavement resurfacing from Jefferson County line to Rte. M.						Engineering: 2 R/W: 0 Construction: 0 FFOS: 0 Payments: 0	150 0 0 0 0	1,068 0 12,683 0 0	0 0 0 0 0	0 0 0 0 0	

* Subject to the approval of the Transportation Improvement Program by the governing Metropolitan Planning Organization.

May-24-2018

Section 4 - 36

District Southeast

Dollars in Thousands



2019-2023 Highway and Bridge Construction Schedule

Transportation Planning

P.O. Box 270
Jefferson City, MO 65102

Construction contingency applied to construction cost in the year the project is awarded.

Three percent project growth factor compounded annually is applied to right-of-way and construction costs in program years 2, 3, 4, and 5.

No inflation is applied to the Funding From Other Sources (FFOS) or Payments.

Engineering includes PE costs, CE costs and R/W incidentals.

Construction contingency applied to construction cost in the year the project is awarded. Three percent project growth factor compounded annually is applied to right-of-way and construction costs in program years 2, 3, 4, and 5. No inflation is applied to the Funding From Other Sources (FFOS) or Payments. Engineering includes PE costs, CE costs and R/W incidentals.										STATE FISCAL YEAR PROJECT BUDGETING							
										Prior Prog.	7/2018-	7/2019-	7/2020-	7/2021-	7/2022-		
											6/2019	6/2020	6/2021	6/2022	6/2023		
County: Ste. Genevieve	Pavement resurfacing south of Rte. OO to north of Rte. 177.									Engineering:	100	10	15	541	0	0	
Route: US 61										R/W:	0	0	0	0	0	0	
Job No.: 9P3233										Construction:	0	0	0	7,205	0	0	
Length: 61.99	MPO: Y										FFOS:	0	0	0	0	0	0
Fund Cat: Taking Care Of System	AC-State: 6,217 State: 1,554 Local: 0									Payments:	0	0	0	0	0	0	
Sec Cat: Thin Lift Overlay	Awd Date: 2021	Anticipated Fed Cat: STBG															
TIP #:	Let With:	Future Cost: 0 Estimate Total: 7,871															
County: Ste. Genevieve	Pavement resurfacing from Rte. M to end of state maintenance.									Engineering:	10	55	0	0	0	0	
Route: RT N										R/W:	0	0	0	0	0	0	
Job No.: 9S3432										Construction:	0	650	0	0	0	0	
Length: 10.68	MPO: N										FFOS:	0	0	0	0	0	0
Fund Cat: Taking Care Of System	AC-State: 564 State: 141 Local: 0									Payments:	0	0	0	0	0	0	
Sec Cat: Thin Lift Overlay	Awd Date: Fall 18	Anticipated Fed Cat: STBG															
TIP #:	Let With: 9S3260	Future Cost: 0 Estimate Total: 715															
County: Ste. Genevieve	Pavement resurfacing from Rte. N to Rte. 61.									Engineering:	5	3	39	0	0	0	
Route: RT Z										R/W:	0	0	0	0	0	0	
Job No.: 9S3397										Construction:	0	0	480	0	0	0	
Length: 4.32	MPO: N										FFOS:	0	0	0	0	0	0
Fund Cat: Taking Care Of System	AC-State: 418 State: 104 Local: 0									Payments:	0	0	0	0	0	0	
Sec Cat: Thin Lift Overlay	Awd Date: 2020	Anticipated Fed Cat: STBG															
TIP #:	Let With:	Future Cost: 0 Estimate Total: 527															
County: Stoddard	Pavement resurfacing from Rte. 60 near Morehouse to Rte. 61 Main Street in Sikeston.									Engineering:	15	191	0	0	0	0	
Route: MO 114										R/W:	0	0	0	0	0	0	
Job No.: 9S3287										Construction:	0	2,058	0	0	0	0	
Length: 7.96	MPO: N										FFOS:	0	0	0	0	0	0
Fund Cat: Taking Care Of System	AC-State: 1,799 State: 450 Local: 0									Payments:	0	0	0	0	0	0	
Sec Cat: Thin Lift Overlay	Awd Date: Fall 18	Anticipated Fed Cat: STBG															
TIP #:	Let With: 9S3271, 9S3282	Future Cost: 0 Estimate Total: 2,264															
County: Stoddard	Pavement improvements from Rte. 60 to Rte. 25.									Engineering:	40	20	252	0	0	0	
Route: MO 153										R/W:	0	0	0	0	0	0	
Job No.: 9S3257										Construction:	0	0	3,262	0	0	0	
Length: 47.02	MPO: N										FFOS:	0	0	0	0	0	0
Fund Cat: Taking Care Of System	Fed: 2,828 State: 706 Local: 0									Payments:	0	0	0	0	0	0	
Sec Cat: Thin Lift Overlay	Awd Date: 2020	Anticipated Fed Cat: STBG															
TIP #:	Let With:	Future Cost: 0 Estimate Total: 3,574															

* Subject to the approval of the Transportation Improvement Program by the governing Metropolitan Planning Organization.

May-24-2018

Section 4 - 37

District Southeast

Dollars in Thousands



2019-2023 Highway and Bridge Construction Schedule

Transportation Planning

P.O. Box 270
Jefferson City, MO 65102

Construction contingency applied to construction cost in the year the project is awarded.

Three percent project growth factor compounded annually is applied to right-of-way and construction costs in program years 2, 3, 4, and 5.

No inflation is applied to the Funding From Other Sources (FFOS) or Payments.

Engineering includes PE costs, CE costs and R/W incidentals.

Construction contingency applied to construction cost in the year the project is awarded. Three percent project growth factor compounded annually is applied to right-of-way and construction costs in program years 2, 3, 4, and 5. No inflation is applied to the Funding From Other Sources (FFOS) or Payments. Engineering includes PE costs, CE costs and R/W incidentals.												STATE FISCAL YEAR PROJECT BUDGETING						
												Prior Prog.	7/2018- 6/2019	7/2019- 6/2020	7/2020- 6/2021	7/2021- 6/2022	7/2022- 6/2023	
County: Stoddard	Pavement resurfacing from 0.1 mile north of Rte. 91 in Advance to Drake Street in Bernie.											Engineering:	81	567	0	0	0	0
Route: MO 25												R/W:	0	0	0	0	0	0
Job No.: 9P3262												Construction:	0	6,517	0	0	0	0
Length: 29.99	MPO: N										FFOS:	0	0	0	0	0		
Fund Cat: Taking Care Of System	AC-State: 5,668 State: 1,416 Local: 0											Payments:	0	0	0	0	0	
Sec Cat: Thin Lift Overlay	Awd Date: Winter 19	Anticipated Fed Cat: STBG																
TIP #:	Let With:	Future Cost: 0 Estimate Total: 7,165																
County: Stoddard	Bridge replacement over Drainage Ditch 33. Project involves bridge S0769.											Engineering:	10	12	63	0	0	0
Route: MO 91												R/W:	0	8	0	0	0	0
Job No.: 9S3263												Construction:	0	0	500	0	0	0
Length: 0.11	MPO: N										FFOS:	0	0	0	0	0		
Fund Cat: Taking Care Of System	Fed: 466 State: 117 Local: 0											Payments:	0	0	0	0	0	
Sec Cat: Rehab And Reconst	Awd Date: 2020	Anticipated Fed Cat: NHPP																
TIP #:	Let With:	Future Cost: 0 Estimate Total: 593																
County: Stoddard	Bridge replacement over Drainage Ditch 34. Project involves bridge S0770.											Engineering:	10	12	58	0	0	0
Route: MO 91												R/W:	0	8	0	0	0	0
Job No.: 9S3264												Construction:	0	0	491	0	0	0
Length: 0.11	MPO: N										FFOS:	0	0	0	0	0		
Fund Cat: Taking Care Of System	Fed: 455 State: 114 Local: 0											Payments:	0	0	0	0	0	
Sec Cat: Rehab And Reconst	Awd Date: 2020	Anticipated Fed Cat: NHPP																
TIP #:	Let With:	Future Cost: 0 Estimate Total: 579																
County: Stoddard	Pavement resurfacing from Rte. 25 near Dexter to Rte. 153.											Engineering:	2	2	5	86	0	0
Route: RT D												R/W:	0	0	0	0	0	0
Job No.: 9S3436												Construction:	0	0	0	1,006	0	0
Length: 8.69	MPO: N										FFOS:	0	0	0	0	0		
Fund Cat: Taking Care Of System	AC-State: 880 State: 219 Local: 0											Payments:	0	0	0	0	0	
Sec Cat: Thin Lift Overlay	Awd Date: 2021	Anticipated Fed Cat: STBG																
TIP #:	Let With:	Future Cost: 0 Estimate Total: 1,101																
County: Stoddard	Bridge replacement over Drainage Ditch 1. Project involves bridge P0056.											Engineering:	25	111	0	0	0	0
Route: RT DD												R/W:	0	6	0	0	0	0
Job No.: 9S3275												Construction:	0	780	0	0	0	0
Length: 0.12	MPO: N										FFOS:	0	0	0	0	0		
Fund Cat: Taking Care Of System	Fed: 718 State: 179 Local: 0											Payments:	0	0	0	0	0	
Sec Cat: Rehab And Reconst	Awd Date: Spring 19	Anticipated Fed Cat: NHPP																
TIP #:	Let With: 9S3281	Future Cost: 0 Estimate Total: 922																

* Subject to the approval of the Transportation Improvement Program by the governing Metropolitan Planning Organization.

May-24-2018

Section 4 - 38

District Southeast

Dollars in Thousands



2019-2023 Highway and Bridge Construction Schedule

Transportation Planning

P.O. Box 270
Jefferson City, MO 65102

Construction contingency applied to construction cost in the year the project is awarded.

Three percent project growth factor compounded annually is applied to right-of-way and construction costs in program years 2, 3, 4, and 5.

No inflation is applied to the Funding From Other Sources (FFOS) or Payments.

Engineering includes PE costs, CE costs and R/W incidentals.

Construction contingency applied to construction cost in the year the project is awarded. Three percent project growth factor compounded annually is applied to right-of-way and construction costs in program years 2, 3, 4, and 5. No inflation is applied to the Funding From Other Sources (FFOS) or Payments. Engineering includes PE costs, CE costs and R/W incidentals.											STATE FISCAL YEAR PROJECT BUDGETING					
											Prior Prog.	7/2018-	7/2019-	7/2020-	7/2021-	7/2022-
												6/2019	6/2020	6/2021	6/2022	6/2023
County: Stoddard Route: RT F Job No.: 9S3346 Length: 6.66 MPO: N Fund Cat: Taking Care Of System Sec Cat: Thin Lift Overlay Awd Date: 2020 Anticipated Fed Cat: STBG TIP #: Let With: Future Cost: 0 Estimate Total: 520	Engineering:	2	3	42	0	0	0									
	R/W:	0	0	0	0	0	0									
	Construction:	0	0	473	0	0	0									
	FFOS:	0	0	0	0	0	0									
	Payments:	0	0	0	0	0	0									
County: Stoddard Route: RT FF Job No.: 9S3462 Length: 4.52 MPO: N Fund Cat: Taking Care Of System Sec Cat: Thin Lift Overlay Awd Date: 2021 Anticipated Fed Cat: STBG TIP #: Let With: Future Cost: 0 Estimate Total: 368	Engineering:	0	2	3	31	0	0									
	R/W:	0	0	0	0	0	0									
	Construction:	0	0	0	332	0	0									
	FFOS:	0	0	0	0	0	0									
	Payments:	0	0	0	0	0	0									
County: Stoddard Route: RT H Job No.: 9S3437 Length: 17.76 MPO: N Fund Cat: Taking Care Of System Sec Cat: Thin Lift Overlay Awd Date: 2021 Anticipated Fed Cat: STBG TIP #: Let With: Future Cost: 0 Estimate Total: 1,254	Engineering:	2	5	8	94	0	0									
	R/W:	0	0	0	0	0	0									
	Construction:	0	0	0	1,145	0	0									
	FFOS:	0	0	0	0	0	0									
	Payments:	0	0	0	0	0	0									
County: Stoddard Route: RT MM Job No.: 9S3463 Length: 6.57 MPO: N Fund Cat: Taking Care Of System Sec Cat: Thin Lift Overlay Awd Date: 2021 Anticipated Fed Cat: STBG TIP #: Let With: Future Cost: 0 Estimate Total: 472	Engineering:	0	2	2	39	0	0									
	R/W:	0	0	0	0	0	0									
	Construction:	0	0	0	429	0	0									
	FFOS:	0	0	0	0	0	0									
	Payments:	0	0	0	0	0	0									
County: Stoddard Route: RT O Job No.: 9S3430 Length: 7.07 MPO: N Fund Cat: Taking Care Of System Sec Cat: Thin Lift Overlay Awd Date: 2021 Anticipated Fed Cat: STBG TIP #: Let With: Future Cost: 0 Estimate Total: 590	Engineering:	2	1	2	45	0	0									
	R/W:	0	0	0	0	0	0									
	Construction:	0	0	0	540	0	0									
	FFOS:	0	0	0	0	0	0									
	Payments:	0	0	0	0	0	0									

* Subject to the approval of the Transportation Improvement Program by the governing Metropolitan Planning Organization.

May-24-2018

Section 4 - 39

District Southeast

Dollars in Thousands



2019-2023 Highway and Bridge Construction Schedule

Transportation Planning

P.O. Box 270
Jefferson City, MO 65102

Construction contingency applied to construction cost in the year the project is awarded.

Three percent project growth factor compounded annually is applied to right-of-way and construction costs in program years 2, 3, 4, and 5.

No inflation is applied to the Funding From Other Sources (FFOS) or Payments.

Engineering includes PE costs, CE costs and R/W incidentals.

Construction contingency applied to construction cost in the year the project is awarded. Three percent project growth factor compounded annually is applied to right-of-way and construction costs in program years 2, 3, 4, and 5. No inflation is applied to the Funding From Other Sources (FFOS) or Payments. Engineering includes PE costs, CE costs and R/W incidentals.							STATE FISCAL YEAR PROJECT BUDGETING					
							Prior Prog.	7/2018- 6/2019	7/2019- 6/2020	7/2020- 6/2021	7/2021- 6/2022	7/2022- 6/2023
County: Stoddard Route: RT T Job No.: 9S3270 Length: 0.11 MPO: N Fund Cat: Taking Care Of System												

* Subject to the approval of the Transportation Improvement Program by the governing Metropolitan Planning Organization.

May-24-2018

Section 4 - 40

District Southeast

Dollars in Thousands



2019-2023 Highway and Bridge Construction Schedule

Transportation Planning

P.O. Box 270
Jefferson City, MO 65102

Construction contingency applied to construction cost in the year the project is awarded.

Three percent project growth factor compounded annually is applied to right-of-way and construction costs in program years 2, 3, 4, and 5.

No inflation is applied to the Funding From Other Sources (FFOS) or Payments.

Engineering includes PE costs, CE costs and R/W incidentals.

Construction contingency applied to construction cost in the year the project is awarded. Three percent project growth factor compounded annually is applied to right-of-way and construction costs in program years 2, 3, 4, and 5. No inflation is applied to the Funding From Other Sources (FFOS) or Payments. Engineering includes PE costs, CE costs and R/W incidentals.							STATE FISCAL YEAR PROJECT BUDGETING					
							Prior Prog.	7/2018-	7/2019-	7/2020-	7/2021-	7/2022-
								6/2019	6/2020	6/2021	6/2022	6/2023
County: Texas Route: MO 17 Job No.: 9P3212 Length: 0.20 MPO: N Fund Cat: Taking Care Of System Sec Cat: Rehab And Reconst Awd Date: 2020 Anticipated Fed Cat: NHPP TIP #: Let With: Future Cost: 0 Estimate Total: 2,097	Bridge improvements over Big Creek. Project involves bridge J0617.		Engineering:	60	41	193	0	0	0			
			R/W:	0	15	0	0	0	0			
			Construction:	0	0	1,788	0	0	0			
			FFOS:	0	0	0	0	0	0			
			Payments:	0	0	0	0	0	0			
County: Texas Route: MO 17 Job No.: 9P3558 Length: 13.03 MPO: N Fund Cat: Safety Sec Cat: Safety Awd Date: 2021 Anticipated Fed Cat: Safety TIP #: Let With: Future Cost: 0 Estimate Total: 996	Add rumblestrips from Rte. 106 to Rte. 60.		Engineering:	0	6	10	69	0	0			
			R/W:	0	0	0	0	0	0			
			Construction:	0	0	0	911	0	0			
			FFOS:	0	0	0	0	0	0			
			Payments:	0	0	0	0	0	0			
County: Texas Route: MO 32 Job No.: 9P3446 Length: 16.36 MPO: N Fund Cat: Taking Care Of System Sec Cat: Thin Lift Overlay Awd Date: 2020 Anticipated Fed Cat: STBG TIP #: Let With: Future Cost: 0 Estimate Total: 1,516	Pavement improvements from Rte.17 to Rte. 63.		Engineering:	2	20	112	0	0	0			
			R/W:	0	0	0	0	0	0			
			Construction:	0	0	1,382	0	0	0			
			FFOS:	0	0	0	0	0	0			
			Payments:	0	0	0	0	0	0			
County: Texas Route: US 60 Job No.: 9P3120 Length: 11.71 MPO: N Fund Cat: Taking Care Of System Sec Cat: Thin Lift Overlay Awd Date: Winter 19 Anticipated Fed Cat: NHPP TIP #: Let With: 9P2243, 9P3117 Future Cost: 0 Estimate Total: 2,306	Pavement resurfacing in the westbound lanes from 0.3 mile east of Rte. 60/63 interchange near Cabool to 0.5 mile west of Rte. 95.		Engineering:	30	179	0	0	0	0			
			R/W:	0	0	0	0	0	0			
			Construction:	0	2,097	0	0	0	0			
			FFOS:	0	0	0	0	0	0			
			Payments:	0	0	0	0	0	0			
County: Texas Route: BU 60 Job No.: 9S3445 Length: 3.33 MPO: N Fund Cat: Taking Care Of System Sec Cat: Thin Lift Overlay Awd Date: 2020 Anticipated Fed Cat: STBG TIP #: Let With: Future Cost: 0 Estimate Total: 895	Pavement improvements from Rte. 63 to Rte. 60.		Engineering:	2	10	68	0	0	0			
			R/W:	0	0	0	0	0	0			
			Construction:	0	0	815	0	0	0			
			FFOS:	0	0	0	0	0	0			
			Payments:	0	0	0	0	0	0			

* Subject to the approval of the Transportation Improvement Program by the governing Metropolitan Planning Organization.

May-24-2018

Section 4 - 41

District Southeast

Dollars in Thousands



2019-2023 Highway and Bridge Construction Schedule

Transportation Planning

P.O. Box 270
Jefferson City, MO 65102

Construction contingency applied to construction cost in the year the project is awarded.

Three percent project growth factor compounded annually is applied to right-of-way and construction costs in program years 2, 3, 4, and 5.

No inflation is applied to the Funding From Other Sources (FFOS) or Payments.

Engineering includes PE costs, CE costs and R/W incidentals.

Construction contingency applied to construction cost in the year the project is awarded. Three percent project growth factor compounded annually is applied to right-of-way and construction costs in program years 2, 3, 4, and 5. No inflation is applied to the Funding From Other Sources (FFOS) or Payments. Engineering includes PE costs, CE costs and R/W incidentals.												STATE FISCAL YEAR PROJECT BUDGETING					
												Prior Prog.	7/2018- 6/2019	7/2019- 6/2020	7/2020- 6/2021	7/2021- 6/2022	7/2022- 6/2023
County: Texas Route: US 63 Job No.: 9P2243 Length: 10.88 MPO: N Fund Cat: Taking Care Of System Sec Cat: Thin Lift Overlay Awd Date: Winter 19 TIP #: Let With: 9P3117, 9P3120	Pavement resurfacing from Rte. 32 near Licking to Rte. E. Fed: 2,170 State: 543 Local: 0 Anticipated Fed Cat: NHPP Future Cost: 0 Estimate Total: 2,749					Engineering:	36	210	0	0	0	0					
						R/W:	0	0	0	0	0	0					
						Construction:	0	2,503	0	0	0	0					
						FFOS:	0	0	0	0	0	0					
						Payments:	0	0	0	0	0	0					
County: Texas Route: US 63 Job No.: 9P3117 Length: 3.30 MPO: N Fund Cat: Taking Care Of System Sec Cat: Thin Lift Overlay Awd Date: Winter 19 TIP #: Let With: 9P2243, 9P3120	Pavement resurfacing from Rte. U to Rte. 60 in Cabool. Fed: 690 State: 173 Local: 0 Anticipated Fed Cat: NHPP Future Cost: 0 Estimate Total: 878					Engineering:	15	65	0	0	0	0					
						R/W:	0	0	0	0	0	0					
						Construction:	0	798	0	0	0	0					
						FFOS:	0	0	0	0	0	0					
						Payments:	0	0	0	0	0	0					
County: Texas Route: US 63 Job No.: 9P3370 Length: 13.46 MPO: N Fund Cat: Taking Care Of System Sec Cat: Thin Lift Overlay Awd Date: 2020 TIP #: Let With:	Pavement improvements from Cleveland Road to Rte. U. AC-State: 3,211 State: 803 Local: 0 Anticipated Fed Cat: NHPP Future Cost: 0 Estimate Total: 4,016					Engineering:	2	2	408	0	0	0					
						R/W:	0	0	0	0	0	0					
						Construction:	0	0	3,604	0	0	0					
						FFOS:	0	0	0	0	0	0					
						Payments:	0	0	0	0	0	0					
County: Texas Route: RT F Job No.: 9S3415 Length: 0.31 MPO: N Fund Cat: Taking Care Of System Sec Cat: Thin Lift Overlay Awd Date: 2020 TIP #: Let With:	Pavement improvements from Rte. 63 to end of state maintenance. AC-State: 48 State: 12 Local: 0 Anticipated Fed Cat: STBG Future Cost: 0 Estimate Total: 62					Engineering:	2	2	6	0	0	0					
						R/W:	0	0	0	0	0	0					
						Construction:	0	0	52	0	0	0					
						FFOS:	0	0	0	0	0	0					
						Payments:	0	0	0	0	0	0					
County: Texas Route: RT MM Job No.: 9S3416 Length: 12.40 MPO: N Fund Cat: Taking Care Of System Sec Cat: Thin Lift Overlay Awd Date: 2020 TIP #: Let With:	Pavement improvements from Rte. 38 to end of state maintenance. AC-State: 753 State: 187 Local: 0 Anticipated Fed Cat: STBG Future Cost: 0 Estimate Total: 942					Engineering:	2	10	69	0	0	0					
						R/W:	0	0	0	0	0	0					
						Construction:	0	0	861	0	0	0					
						FFOS:	0	0	0	0	0	0					
						Payments:	0	0	0	0	0	0					

* Subject to the approval of the Transportation Improvement Program by the governing Metropolitan Planning Organization.

May-24-2018

Section 4 - 42

District Southeast

Dollars in Thousands



2019-2023 Highway and Bridge Construction Schedule

Transportation Planning

P.O. Box 270
Jefferson City, MO 65102

Construction contingency applied to construction cost in the year the project is awarded.

Three percent project growth factor compounded annually is applied to right-of-way and construction costs in program years 2, 3, 4, and 5.

No inflation is applied to the Funding From Other Sources (FFOS) or Payments.

Engineering includes PE costs, CE costs and R/W incidentals.

Construction contingency applied to construction cost in the year the project is awarded. Three percent project growth factor compounded annually is applied to right-of-way and construction costs in program years 2, 3, 4, and 5. No inflation is applied to the Funding From Other Sources (FFOS) or Payments. Engineering includes PE costs, CE costs and R/W incidentals.													STATE FISCAL YEAR PROJECT BUDGETING					
													Prior Prog.	7/2018- 6/2019	7/2019- 6/2020	7/2020- 6/2021	7/2021- 6/2022	7/2022- 6/2023
County: Various Route: Various Job No.: 0P3022J Length: 0.00 MPO: N Fund Cat: Safety Sec Cat: Safety TIP #: Let With: Fed: 2,333 State: 260 Local: 0 Awd Date: 2022 Anticipated Fed Cat: Safety Future Cost: 0 Estimate Total: 2,593	Engineering:	0	0	0	0	156	0											
	R/W:	0	0	0	0	0	0											
	Construction:	0	0	0	0	2,437	0											
	FFOS:	0	0	0	0	2,230	0											
	Payments:	0	0	0	0	0	0											
County: Various Route: Various Job No.: 0S3022J Length: 0.00 MPO: N Fund Cat: Taking Care Of System Sec Cat: N- Ada Trans TIP #: Let With: Fed: 1,485 State: 371 Local: 0 Awd Date: 2022 Anticipated Fed Cat: STBG Future Cost: 0 Estimate Total: 1,856	Engineering:	0	0	0	0	112	0											
	R/W:	0	0	0	0	0	0											
	Construction:	0	0	0	0	1,744	0											
	FFOS:	0	0	0	0	1,330	0											
	Payments:	0	0	0	0	0	0											
County: Various Route: Various Job No.: 0X3121J Length: 0.00 MPO: N Fund Cat: Safety (Statewide) Sec Cat: Safety TIP #: Let With: Fed: 412 State: 46 Local: 0 Awd Date: 2021 Anticipated Fed Cat: Safety Future Cost: 0 Estimate Total: 458	Engineering:	0	0	0	0	0	0											
	R/W:	0	0	0	0	0	0											
	Construction:	0	0	0	458	0	0											
	FFOS:	0	0	0	0	0	0											
	Payments:	0	0	0	0	0	0											
County: Various Route: Various Job No.: 9P3289 Length: 0.00 MPO: N Fund Cat: Taking Care Of System Sec Cat: Routine Maintenance TIP #: Let With: AC-State: 616 State: 153 Local: 0 Awd Date: Spring 19 Anticipated Fed Cat: STBG Future Cost: 0 Estimate Total: 769	Engineering:	0	19	0	0	0	0											
	R/W:	0	0	0	0	0	0											
	Construction:	0	750	0	0	0	0											
	FFOS:	0	0	0	0	0	0											
	Payments:	0	0	0	0	0	0											
County: Various Route: Various Job No.: 9P3577 Length: 0.00 MPO: N Fund Cat: Taking Care Of System Sec Cat: Routine Maintenance TIP #: Let With: Fed: 0 State: 1,195 Local: 0 Awd Date: Winter 19 Anticipated Fed Cat: State Future Cost: 0 Estimate Total: 1,195	Engineering:	0	83	0	0	0	0											
	R/W:	0	0	0	0	0	0											
	Construction:	0	1,112	0	0	0	0											
	FFOS:	0	1,112	0	0	0	0											
	Payments:	0	0	0	0	0	0											

* Subject to the approval of the Transportation Improvement Program by the governing Metropolitan Planning Organization.

May-24-2018

Section 4 - 43

District Southeast

Dollars in Thousands



2019-2023 Highway and Bridge Construction Schedule

Transportation Planning

P.O. Box 270
Jefferson City, MO 65102

Construction contingency applied to construction cost in the year the project is awarded.

Three percent project growth factor compounded annually is applied to right-of-way and construction costs in program years 2, 3, 4, and 5.

No inflation is applied to the Funding From Other Sources (FFOS) or Payments.

Engineering includes PE costs, CE costs and R/W incidentals.

Construction contingency applied to construction cost in the year the project is awarded. Three percent project growth factor compounded annually is applied to right-of-way and construction costs in program years 2, 3, 4, and 5. No inflation is applied to the Funding From Other Sources (FFOS) or Payments. Engineering includes PE costs, CE costs and R/W incidentals.												STATE FISCAL YEAR PROJECT BUDGETING						
												Prior Prog.	7/2018- 6/2019	7/2019- 6/2020	7/2020- 6/2021	7/2021- 6/2022	7/2022- 6/2023	
County: Various	Job Order Contracting for guard cable and guardrail repair at various locations in the Southeast District.											Engineering:	0	0	19	0	0	0
Route: Various												R/W:	0	0	0	0	0	0
Job No.: 9P3578												Construction:	0	0	773	0	0	0
Length: 0.00	MPO: N											FFOS:	0	0	0	0	0	0
Fund Cat: Taking Care Of System	AC-State: 634 State: 158 Local: 0										Payments:	0	0	0	0	0	0	
Sec Cat: Routine Maintenance	Awd Date: 2020	Anticipated Fed Cat: STBG																
TIP #:	Let With:	Future Cost: 0 Estimate Total: 792																
County: Wayne	Bridge improvements over Black River. Project involves bridge J0935.											Engineering:	100	50	50	105	606	0
Route: MO 34												R/W:	0	0	0	233	0	0
Job No.: 9P3218												Construction:	0	0	0	0	5,869	0
Length: 0.21	MPO: N											FFOS:	0	0	0	0	0	0
Fund Cat: Taking Care Of System	Fed: 5,530 State: 1,383 Local: 0										Payments:	0	0	0	0	0	0	
Sec Cat: Rehab And Reconst	Awd Date: 2022	Anticipated Fed Cat: NHPP																
TIP #:	Let With:	Future Cost: 0 Estimate Total: 7,013																
County: Wayne	Bridge improvements over St. Francis River. Project involves bridge F0111.											Engineering:	7	2	10	40	167	0
Route: MO 34												R/W:	0	0	0	0	0	0
Job No.: 9P3380												Construction:	0	0	0	0	1,596	0
Length: 0.21	MPO: N											FFOS:	0	0	0	0	0	0
Fund Cat: Taking Care Of System	Fed: 1,453 State: 362 Local: 0										Payments:	0	0	0	0	0	0	
Sec Cat: Rehab And Reconst	Awd Date: 2022	Anticipated Fed Cat: NHPP																
TIP #:	Let With:	Future Cost: 0 Estimate Total: 1,822																
County: Wayne	Pavement resurfacing from Rte. 34 to Rte. 67.											Engineering:	20	118	0	0	0	0
Route: MO 49												R/W:	0	0	0	0	0	0
Job No.: 9S3294												Construction:	0	1,349	0	0	0	0
Length: 22.36	MPO: N											FFOS:	0	0	0	0	0	0
Fund Cat: Taking Care Of System	AC-State: 1,173 State: 294 Local: 0										Payments:	0	0	0	0	0	0	
Sec Cat: Thin Lift Overlay	Awd Date: Winter 19	Anticipated Fed Cat: STBG																
TIP #:	Let With:	Future Cost: 0 Estimate Total: 1,487																
County: Wayne	Repair slides in various locations along Rte. 67 from Frazier Creek to Rte. 34 in Wayne County.											Engineering:	45	168	0	0	0	0
Route: US 67												R/W:	20	0	0	0	0	0
Job No.: 9P3501												Construction:	0	1,858	0	0	0	0
Length: 19.00	MPO: N											FFOS:	0	0	0	0	0	0
Fund Cat: Taking Care Of System	AC-State: 1,620 State: 406 Local: 0										Payments:	0	0	0	0	0	0	
Sec Cat: Systems Operations	Awd Date: Fall 18	Anticipated Fed Cat: STBG																
TIP #:	Let With:	Future Cost: 0 Estimate Total: 2,091																

* Subject to the approval of the Transportation Improvement Program by the governing Metropolitan Planning Organization.

May-24-2018

Section 4 - 44

District Southeast

Dollars in Thousands



2019-2023 Highway and Bridge Construction Schedule

Transportation Planning

P.O. Box 270
Jefferson City, MO 65102

Construction contingency applied to construction cost in the year the project is awarded.

Three percent project growth factor compounded annually is applied to right-of-way and construction costs in program years 2, 3, 4, and 5.

No inflation is applied to the Funding From Other Sources (FFOS) or Payments.

Engineering includes PE costs, CE costs and R/W incidentals.

Construction contingency applied to construction cost in the year the project is awarded. Three percent project growth factor compounded annually is applied to right-of-way and construction costs in program years 2, 3, 4, and 5. No inflation is applied to the Funding From Other Sources (FFOS) or Payments. Engineering includes PE costs, CE costs and R/W incidentals.													STATE FISCAL YEAR PROJECT BUDGETING						
													Prior Prog.	7/2018- 6/2019	7/2019- 6/2020	7/2020- 6/2021	7/2021- 6/2022	7/2022- 6/2023	
County: Wayne	Bridge improvements over Small Creek. Project involves bridge S0498.												Engineering:	7	2	29	81	0	0
Route: RT A													R/W:	0	0	0	0	0	0
Job No.: 9S3383													Construction:	0	0	0	788	0	0
Length: 0.02	MPO: N											FFOS:	0	0	0	0	0	0	
Fund Cat: Taking Care Of System											Fed: 720	State: 180	Local: 0						
Sec Cat: Rehab And Reconst	Awd Date: 2021		Anticipated Fed Cat: NHPP										Payments:	0	0	0	0	0	0
TIP #:	Let With:		Future Cost: 0										Estimate Total: 907						
County: Wayne	Pavement improvements from Rte. 34 to Rte. U.												Engineering:	2	2	4	40	0	0
Route: RT B													R/W:	0	0	0	0	0	0
Job No.: 9S3414													Construction:	0	0	0	495	0	0
Length: 7.60	MPO: N											FFOS:	0	0	0	0	0	0	
Fund Cat: Taking Care Of System											AC-State: 433	State: 108	Local: 0						
Sec Cat: Thin Lift Overlay	Awd Date: 2021		Anticipated Fed Cat: STBG										Payments:	0	0	0	0	0	0
TIP #:	Let With:		Future Cost: 0										Estimate Total: 543						
County: Wayne	Bridge replacement over Lake Creek. Project involves bridge N0156.												Engineering:	71	58	0	0	0	0
Route: RT FF													R/W:	0	4	0	0	0	0
Job No.: 9S3210													Construction:	0	756	0	0	0	0
Length: 0.20	MPO: N											FFOS:	0	0	0	0	0	0	
Fund Cat: Taking Care Of System											Fed: 655	State: 163	Local: 0						
Sec Cat: Rehab And Reconst	Awd Date: Spring 19		Anticipated Fed Cat: NHPP										Payments:	0	0	0	0	0	0
TIP #:	Let With: 9S3270, 9S3285		Future Cost: 0										Estimate Total: 889						
County: Wayne	Bridge rehabilitation over Rings Creek. Project involves bridge N0205.												Engineering:	0	1	1	10	26	78
Route: RT FF													R/W:	0	0	0	0	13	0
Job No.: 9S3568													Construction:	0	0	0	0	0	869
Length: 0.03	MPO: N											FFOS:	0	0	0	0	0	0	
Fund Cat: Taking Care Of System											Fed: 798	State: 200	Local: 0						
Sec Cat: Rehab And Reconst	Awd Date: 2023		Anticipated Fed Cat: NHPP										Payments:	0	0	0	0	0	0
TIP #:	Let With:		Future Cost: 0										Estimate Total: 998						
County: Wayne	Pavement improvements from Rte. 34 to Rte. A.												Engineering:	2	2	6	60	0	0
Route: RT V													R/W:	0	0	0	0	0	0
Job No.: 9S3408													Construction:	0	0	0	743	0	0
Length: 12.05	MPO: N											FFOS:	0	0	0	0	0	0	
Fund Cat: Taking Care Of System											AC-State: 649	State: 162	Local: 0						
Sec Cat: Thin Lift Overlay	Awd Date: 2021		Anticipated Fed Cat: STBG										Payments:	0	0	0	0	0	0
TIP #:	Let With:		Future Cost: 0										Estimate Total: 813						

* Subject to the approval of the Transportation Improvement Program by the governing Metropolitan Planning Organization.

May-24-2018

Section 4 - 45

District Southeast

Dollars in Thousands



2019-2023 Highway and Bridge Construction Schedule

Transportation Planning

P.O. Box 270
Jefferson City, MO 65102

Construction contingency applied to construction cost in the year the project is awarded.

Three percent project growth factor compounded annually is applied to right-of-way and construction costs in program years 2, 3, 4, and 5.

No inflation is applied to the Funding From Other Sources (FFOS) or Payments.

Engineering includes PE costs, CE costs and R/W incidentals.

Construction contingency applied to construction cost in the year the project is awarded. Three percent project growth factor compounded annually is applied to right-of-way and construction costs in program years 2, 3, 4, and 5. No inflation is applied to the Funding From Other Sources (FFOS) or Payments. Engineering includes PE costs, CE costs and R/W incidentals.													STATE FISCAL YEAR PROJECT BUDGETING						
													Prior Prog.	7/2018- 6/2019	7/2019- 6/2020	7/2020- 6/2021	7/2021- 6/2022	7/2022- 6/2023	
County: Wayne	Pavement resurfacing from Rte. D near Wappapello to Rte. P near Arab.												Engineering:	2	1	2	81	0	0
Route: RT Z													R/W:	0	0	0	0	0	0
Job No.: 9S3364													Construction:	0	0	0	945	0	0
Length: 13.90	MPO: N												FFOS:	0	0	0	0	0	
Fund Cat: Taking Care Of System	AC-State: 824 State: 205 Local: 0												Payments:	0	0	0	0	0	0
Sec Cat: Thin Lift Overlay	Awd Date: 2021		Anticipated Fed Cat: STBG																
TIP #:	Let With:		Future Cost: 0 Estimate Total: 1,031																
County: Wright	Bridge improvements over Evening Shade Creek. Project involves bridge S0099.												Engineering:	7	30	95	0	0	0
Route: MO 38													R/W:	0	0	0	0	0	0
Job No.: 9S3384													Construction:	0	0	865	0	0	0
Length: 0.20	MPO: N												FFOS:	0	0	0	0	0	
Fund Cat: Taking Care Of System	Fed: 792 State: 198 Local: 0												Payments:	0	0	0	0	0	0
Sec Cat: Rehab And Reconst	Awd Date: 2020		Anticipated Fed Cat: NHPP																
TIP #:	Let With:		Future Cost: 0 Estimate Total: 997																
County: Wright	Pavement improvements from Rte. 95 to end of state maintenance.												Engineering:	2	3	22	0	0	0
Route: RT AM													R/W:	0	0	0	0	0	0
Job No.: 9S3417													Construction:	0	0	265	0	0	0
Length: 4.04	MPO: N												FFOS:	0	0	0	0	0	
Fund Cat: Taking Care Of System	AC-State: 231 State: 59 Local: 0												Payments:	0	0	0	0	0	0
Sec Cat: Thin Lift Overlay	Awd Date: 2020		Anticipated Fed Cat: STBG																
TIP #:	Let With:		Future Cost: 0 Estimate Total: 292																
County: Wright	Pavement improvements from Rte. E to Rte. 14.												Engineering:	2	5	10	91	0	0
Route: RT C													R/W:	0	0	0	0	0	0
Job No.: 9S3418													Construction:	0	0	0	1,177	0	0
Length: 17.38	MPO: N												FFOS:	0	0	0	0	0	
Fund Cat: Taking Care Of System	AC-State: 1,027 State: 256 Local: 0												Payments:	0	0	0	0	0	0
Sec Cat: Thin Lift Overlay	Awd Date: 2021		Anticipated Fed Cat: STBG																
TIP #:	Let With:		Future Cost: 0 Estimate Total: 1,285																

* Subject to the approval of the Transportation Improvement Program by the governing Metropolitan Planning Organization.

May-24-2018

Section 4 - 46

District Southeast

Dollars in Thousands



2019-2023 Highway and Bridge Construction Schedule

Transportation Planning

P.O. Box 270
Jefferson City, MO 65102

Construction contingency applied to construction cost in the year the project is awarded.
Three percent project growth factor compounded annually is applied to right-of-way and construction costs in program years 2, 3, 4, and 5.
No inflation is applied to the Funding From Other Sources (FFOS) or Payments.
Engineering includes PE costs, CE costs and R/W incidentals.

STATE FISCAL YEAR PROJECT BUDGETING						
	Prior Prog.	7/2018- 6/2019	7/2019- 6/2020	7/2020- 6/2021	7/2021- 6/2022	7/2022- 6/2023
FFOS:	0	5,753	5,328	3,187	3,560	0
Total R/W:	161	823	214	1,014	215	0
Total Construction:	0	98,973	95,389	69,781	31,444	27,917
Paybacks:	0	0	0	0	0	0
Sub-Total:	161	99,796	95,603	70,795	31,659	27,917
Total Engineering:	3,354	10,291	9,171	6,275	3,090	2,530
Grand Total:	3,515	110,087	104,774	77,070	34,749	30,447

	2019	2020	2021	2022	2023
State	21,380	16,557	15,110	6,501	6,091
AC-State	61,972	48,299	41,888	8,520	9,936
Local	200	2,000	0	0	0
Sub-total State	83,552	66,856	56,998	15,021	16,027
Federal					
Sub-total Federal	26,535	37,918	20,072	19,728	14,420
Grand Total	110,087	104,774	77,070	34,749	30,447

Project Count: 229

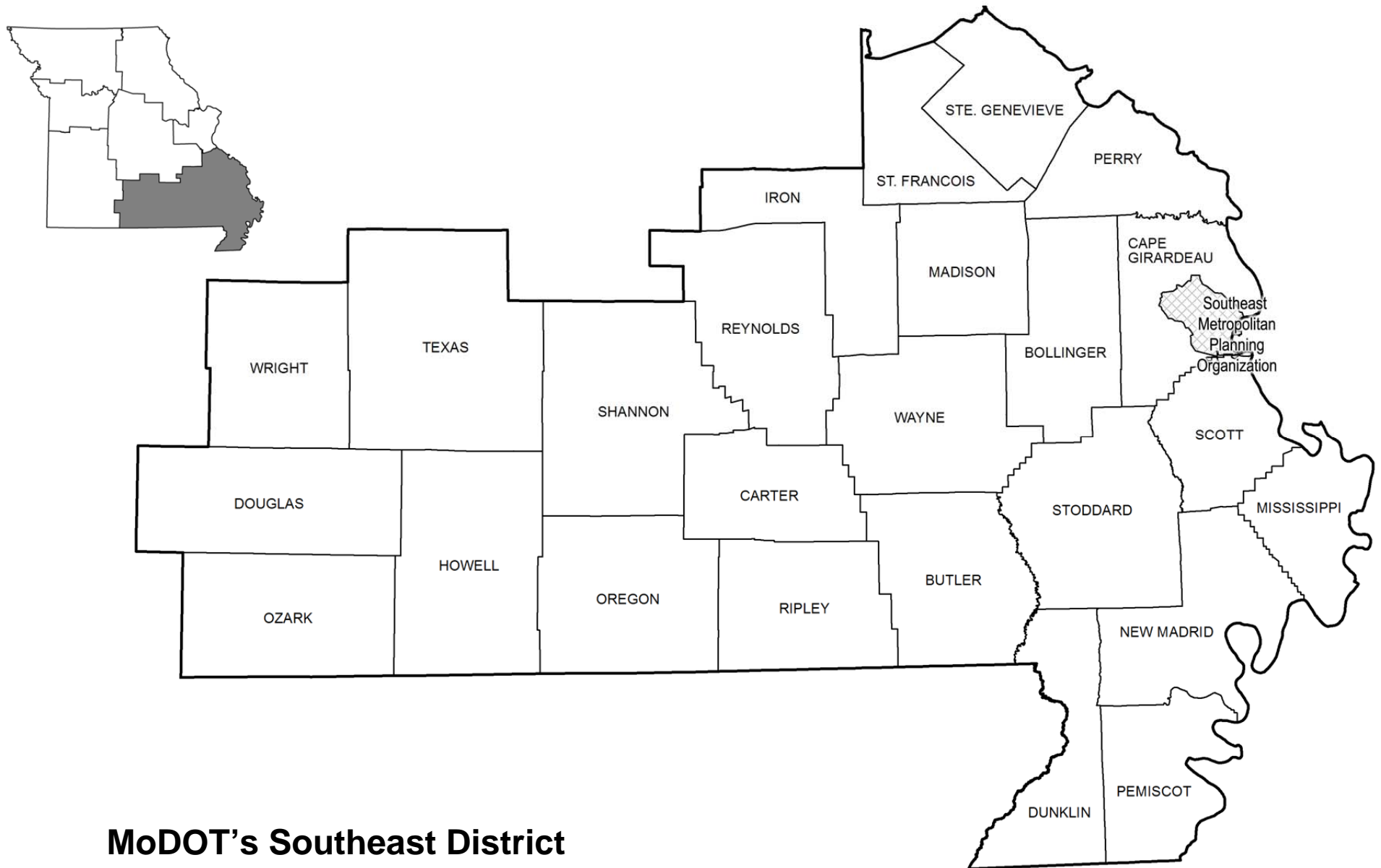
* Subject to the approval of the Transportation Improvement Program by the governing Metropolitan Planning Organization.

May-24-2018

Section 4 - 1

District Southeast

Dollars in Thousands



MoDOT's Southeast District

PAYMENT PROJECTS



2019-2023 Highway and Bridge Construction Schedule

Transportation Planning

P.O. Box 270
Jefferson City, MO 65102

Construction contingency applied to construction cost in the year the project is awarded.

Three percent project growth factor compounded annually is applied to right-of-way and construction costs in program years 2, 3, 4, and 5.

No inflation is applied to the Funding From Other Sources (FFOS) or Payments.

Engineering includes PE costs, CE costs and R/W incidentals.

						STATE FISCAL YEAR PROJECT BUDGETING					
						Prior Prog.	7/2018- 6/2019	7/2019- 6/2020	7/2020- 6/2021	7/2021- 6/2022	7/2022- 6/2023
County: Various	Payback beginning in SFY 2008 for Safe and Sound bridges in the Southeast District.					Engineering:	0	0	0	0	0
Route: Various						R/W:	99	0	0	0	0
Job No.: 5B0800Z						Construction:	0	0	0	0	0
Length: 0.00	MPO: N					FFOS:	99	0	0	0	0
Fund Cat: Taking Care Of System			Fed: 0	State: 30,830	Local: 0	Payments:	39,373	6,166	6,166	6,166	6,166
Sec Cat: Rehab And Reconst	Awd Date: N/A	Anticipated Fed Cat:									
TIP #:	Let With:	Future Cost:	50,001 - 75,000	Estimate Total:	70,302						
County: Various	On-call work zone enforcement at various locations in Southeast District.					Engineering:	0	1	0	0	0
Route: Various						R/W:	0	0	0	0	0
Job No.: 9P3238						Construction:	0	0	0	0	0
Length: 0.00	MPO: N					FFOS:	0	0	0	0	0
Fund Cat: Safety			Fed: 37	State: 4	Local: 0	Payments:	0	40	0	0	0
Sec Cat: Safety	Awd Date: N/A	Anticipated Fed Cat:									
TIP #:	Let With:	Future Cost:	0	Estimate Total:	41						
County: Various	On-call work zone enforcement at various locations in the Southeast District.					Engineering:	0	0	2	0	0
Route: Various						R/W:	0	0	0	0	0
Job No.: 9P3492						Construction:	0	0	0	0	0
Length: 0.00	MPO: N					FFOS:	0	0	0	0	0
Fund Cat: Safety			Fed: 38	State: 4	Local: 0	Payments:	0	0	40	0	0
Sec Cat: Safety	Awd Date: N/A	Anticipated Fed Cat:									
TIP #:	Let With:	Future Cost:	0	Estimate Total:	42						
County: Various	On-call workzone enforcement at various locations in the Southeast District.					Engineering:	0	0	0	2	0
Route: Various						R/W:	0	0	0	0	0
Job No.: 9P3574						Construction:	0	0	0	0	0
Length: 0.00	MPO: N					FFOS:	0	0	0	0	0
Fund Cat: Safety			Fed: 38	State: 4	Local: 0	Payments:	0	0	0	40	0
Sec Cat: Safety	Awd Date: N/A	Anticipated Fed Cat:									
TIP #:	Let With:	Future Cost:	0	Estimate Total:	42						

* Subject to the approval of the Transportation Improvement Program by the governing Metropolitan Planning Organization.

May-24-2018

Section 4 - 1

District Southeast

Dollars in Thousands



2019-2023 Highway and Bridge Construction Schedule

Transportation Planning

P.O. Box 270
Jefferson City, MO 65102

Construction contingency applied to construction cost in the year the project is awarded.
Three percent project growth factor compounded annually is applied to right-of-way and construction costs in program years 2, 3, 4, and 5.
No inflation is applied to the Funding From Other Sources (FFOS) or Payments.
Engineering includes PE costs, CE costs and R/W incidentals.

STATE FISCAL YEAR PROJECT BUDGETING						
	Prior Prog.	7/2018- 6/2019	7/2019- 6/2020	7/2020- 6/2021	7/2021- 6/2022	7/2022- 6/2023
FFOS:	99	0	0	0	0	0
Total R/W:	99	0	0	0	0	0
Total Construction:	0	0	0	0	0	0
Paybacks:	39,373	6,206	6,206	6,206	6,166	6,166
Sub-Total:	39,472	6,206	6,206	6,206	6,166	6,166
Total Engineering:	0	1	2	2	0	0
Grand Total:	39,472	6,207	6,208	6,208	6,166	6,166
		2019	2020	2021	2022	2023
State		6,170	6,170	6,170	6,166	6,166
AC-State		0	0	0	0	0
Local		0	0	0	0	0
Sub-total State		6,170	6,170	6,170	6,166	6,166
Federal						
Sub-total Federal		37	38	38	0	0
Grand Total		6,207	6,208	6,208	6,166	6,166

Project Count: 4

* Subject to the approval of the Transportation Improvement Program by the governing Metropolitan Planning Organization.

May-24-2018

Section 4 - 1

District Southeast

Dollars in Thousands



2019-2023 Highway and Bridge Construction Schedule

Transportation Planning

P.O. Box 270
Jefferson City, MO 65102

Construction contingency applied to construction cost in the year the project is awarded.
Three percent project growth factor compounded annually is applied to right-of-way and construction costs in program years 2, 3, 4, and 5.
No inflation is applied to the Funding From Other Sources (FFOS) or Payments.
Engineering includes PE costs, CE costs and R/W incidentals.

Southeast

Total

STATE FISCAL YEAR PROJECT BUDGETING						
	Prior Prog.	7/2018- 6/2019	7/2019- 6/2020	7/2020- 6/2021	7/2021- 6/2022	7/2022- 6/2023
FFOS:	99	5,753	5,328	3,187	3,560	0
Total R/W:	260	823	214	1,014	215	0
Total Construction:	0	98,973	95,389	69,781	31,444	27,917
Paybacks:	39,373	6,206	6,206	6,206	6,166	6,166
Sub-Total:	39,633	106,002	101,809	77,001	37,825	34,083
Total Engineering:	3,354	10,292	9,173	6,277	3,090	2,530
Grand Total:	42,987	116,294	110,982	83,278	40,915	36,613

	2019	2020	2021	2022	2023
State	27,550	22,727	21,280	12,667	12,257
AC-State	61,972	48,299	41,888	8,520	9,936
Local	200	2,000	0	0	0
Sub-total State	89,722	73,026	63,168	21,187	22,193
Federal					
Sub-total Federal	26,572	37,956	20,110	19,728	14,420
Grand Total	116,294	110,982	83,278	40,915	36,613

Project Count: 233

* Subject to the approval of the Transportation Improvement Program by the governing Metropolitan Planning Organization.

May-24-2018

Section 4 - 1

District Southeast

Dollars in Thousands

**District Program Summary
Southeast**

(Dollars in Millions)

Amounts include construction and right of way, excludes engineering.

State Fiscal Year	2019	2020	2021	2022	2023
Statewide Interstate And Major Bridge - Available					
Statewide Interstate And Major Bridge - FFOS	0.000	0.000	0.000	0.000	0.000
Statewide Interstate And Major Bridge - Fund Transfers	8.650	3.280	0.000	0.000	0.000
Statewide Interstate And Major Bridge - Carryover	-2.608	0.000	0.000	0.000	0.000
Award and Completed Project Adjustments	0.000	0.000	0.000	0.000	0.000
Statewide Interstate And Major Bridge - Total Available	6.042	3.280	0.000	0.000	0.000
Statewide Interstate And Major Bridge - Programmed	10.704	3.378	0.000	0.000	0.000
Safety - Available	2.805	2.846	3.730	3.687	3.676
Safety - FFOS	1.400	2.109	0.000	2.230	0.000
Safety - Fund Transfers	-6.165	0.000	-1.245	1.600	0.000
Safety - Carryover	2.592	0.000	0.000	0.000	0.000
Award and Completed Project Adjustments	0.808	0.101	0.021	0.344	0.000
Safety - Total Available	1.440	5.056	2.506	7.861	3.676
Safety - Programmed	1.543	5.162	2.479	4.185	0.000
Taking Care Of System - Available	33.905	34.967	35.130	34.721	34.620
Taking Care Of System - FFOS	4.353	3.219	3.187	1.330	0.000
Taking Care Of System - Fund Transfers	60.416	47.246	8.349	0.000	0.000
Taking Care Of System - Carryover	-9.288	0.000	0.000	0.000	0.000
Award and Completed Project Adjustments	2.496	-1.538	-2.552	2.078	0.000
Taking Care Of System - Total Available	91.882	83.894	44.114	38.129	34.620
Taking Care Of System - Programmed	93.755	93.269	73.974	31.132	34.084
Flexible & Other - Available					
Flexible & Other - FFOS	0.000	0.000	0.000	0.000	0.000
Flexible & Other - Fund Transfers	0.000	0.000	0.000	0.000	0.000
Flexible & Other - Carryover	1.022	0.000	0.000	0.000	0.000
Award and Completed Project Adjustments	0.000	0.000	0.000	0.000	0.000
Flexible & Other - Total Available	1.022	0.000	0.000	0.000	0.000
Flexible & Other - Programmed	0.000	0.000	0.091	2.511	0.000
Statewide Safety - Available					
Statewide Safety - FFOS	0.000	0.000	0.000	0.000	0.000
Statewide Safety - Fund Transfers	0.000	0.000	0.432	0.000	0.000
Statewide Safety - Carryover	0.000	0.000	0.000	0.000	0.000
Award and Completed Project Adjustments	0.000	0.000	0.000	0.000	0.000
Statewide Safety - Total Available	0.000	0.000	0.432	0.000	0.000
Statewide Safety - Programmed	0.000	0.000	0.458	0.000	0.000
Statewide Major Projects & Emerging Needs - Available					
Statewide Major Projects & Emerging Needs - FFOS	0.000	0.000	0.000	0.000	0.000
Statewide Major Projects & Emerging Needs - Fund Transfers	0.000	0.000	0.000	0.000	0.000
Statewide Major Projects & Emerging Needs - Carryover	4.750	0.000	0.000	0.000	0.000
Award and Completed Project Adjustments	0.000	0.000	0.000	0.000	0.000
Statewide Major Projects & Emerging Needs - Total Available	4.750	0.000	0.000	0.000	0.000
Statewide Major Projects & Emerging Needs - Programmed	0.000	0.000	0.000	0.000	0.000
Statewide Amendment 3 - Available					
Statewide Amendment 3 - FFOS	0.000	0.000	0.000	0.000	0.000
Statewide Amendment 3 - Fund Transfers	0.000	0.000	0.000	0.000	0.000
Statewide Amendment 3 - Carryover	0.006	0.000	0.000	0.000	0.000
Award and Completed Project Adjustments	0.000	0.000	0.000	0.000	0.000
Statewide Amendment 3 - Total Available	0.006	0.000	0.000	0.000	0.000
Statewide Amendment 3 - Programmed	0.000	0.000	0.000	0.000	0.000

Note: Three percent inflation compounded annually applied to program years 2020 - 2023

Two percent construction contingency applied to construction.

**District Program Summary
Southeast**

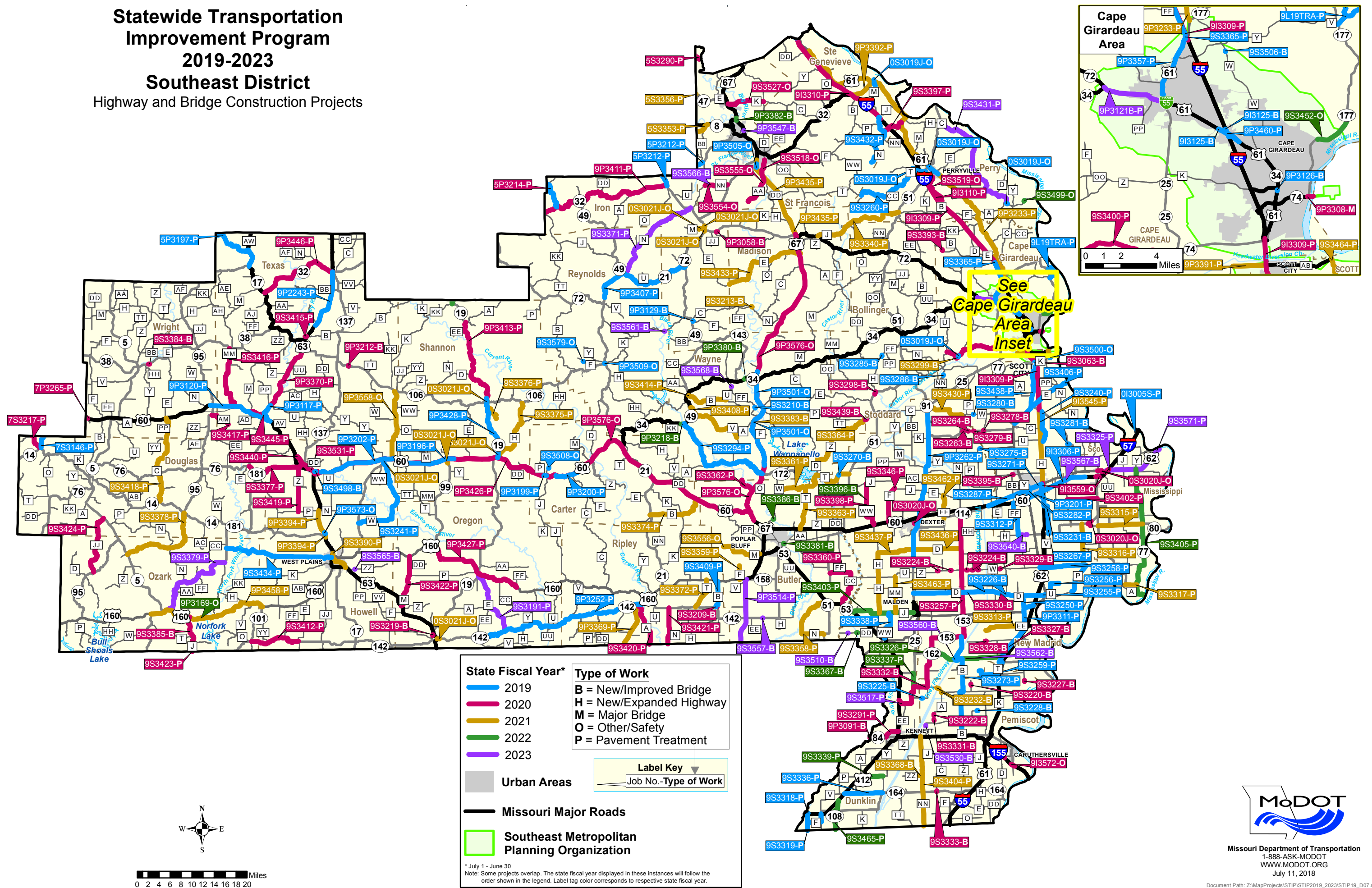
(Dollars in Millions)

Amounts include construction and right of way, excludes engineering.

Total Categorized Funding Available by SFY	105.142	92.230	47.052	45.990	38.296
Total Flexible Funds Available	-0.579	16.189	35.134	37.687	40.361
Adjustments	3.304	-1.437	-2.531	2.422	0.000
Carryovers	-3.526				
Total Available by SFY	104.563	108.419	82.186	83.677	78.657
Total Programmed by SFY	106.002	101.809	77.002	37.828	34.084

*Note: Three percent inflation compounded annually applied to program years 2020 - 2023
Two percent construction contingency applied to construction.*

Highway and Bridge Construction Projects





MoDOT's Statewide Projects

PROJECT DESCRIPTION KEY

2019-2023 Highway and Bridge Construction Schedule

Construction contingency applied to construction cost in the year the project is awarded.

Three percent project growth factor compounded annually is applied to right-of-way and construction in program years 2, 3, 4, and 5.

No inflation is applied to the Funding From Other Sources (FFOS) or Payments.

Engineering includes PE costs, CE costs, and R/W incidentals.

County:	XX										Engineering:	99		9	0	0	0	0
Route:	XX										R/W:	0		0	99	0	0	0
Job No.:											Construction:	0		0	0	999	0	0
Length:	MPO: Fed: State: Local:																	
Fund Cat:																		
Sec Cat:	Award Date Anticipated Fed Cat:										FFOS:	0		0	0	99	0	0
TIP#:	Let With: Future Cost: Estimate Total:										Payments:	0		99	0	0	0	0

Dollars funded from other sources.

- Dollars for construction, utilities and contingency.

- Dollars for right-of-way (land acquisition).

- Dollars to be paid back for accelerating the project or payments to others.

- Dollars for engineering that include preliminary engineering, construction engineering and right-of-way incidentals.

^Anticipated Federal Funding Category:

CMAQ - Congestion Mitigation and Air Quality.

* Usually 80% Federal & 20% State funds.

Earmark - usually 80% Federal & 20% State funds.

NHFP - National Highway Freight Program.

* Usually 80% Federal & 20% State funds.

NHPP - National Highway Performance Program.

* Usually 80% Federal & 20% State funds.

* Sometimes 90% Federal & 10% State funds.

Safety - usually 90% Federal & 10% State funds.

State - No federal funds, state only funded.

STBG - Surface Transportation Block Grant program.

* Usually 80% Federal & 20% State funds.

(All Costs in Thousands)

***Primary Funding Category:**

Take Care of System
Statewide Interstate & Major Bridge
Safety
Statewide Safety
Flexible & Other
Amendment 3

****Secondary Funding Category:**

- Enhancements
- Low Type Resurfacing
- N - Ada Trans (ADA Transition Plan)
- Preventive Maint (Preventive Maintenance)
- Regional
- Rehab And Reconst (Rehabilitation and Reconstruction)
- Routine Maintenance
- Safety
- Systems Operations
- Thin Lift Overlay
- Urban Safety



2019-2023 Highway and Bridge Construction Schedule

Transportation Planning

P.O. Box 270
Jefferson City, MO 65102

Construction contingency applied to construction cost in the year the project is awarded.

Three percent project growth factor compounded annually is applied to right-of-way and construction costs in program years 2, 3, 4, and 5.

No inflation is applied to the Funding From Other Sources (FFOS) or Payments.

Engineering includes PE costs, CE costs and R/W incidentals.

Construction contingency applied to construction cost in the year the project is awarded. Three percent project growth factor compounded annually is applied to right-of-way and construction costs in program years 2, 3, 4, and 5. No inflation is applied to the Funding From Other Sources (FFOS) or Payments. Engineering includes PE costs, CE costs and R/W incidentals.												STATE FISCAL YEAR PROJECT BUDGETING					
												Prior Prog.	7/2018- 6/2019	7/2019- 6/2020	7/2020- 6/2021	7/2021- 6/2022	7/2022- 6/2023
County: Various Route: Various Job No.: 0I3006 Length: 0.00 MPO: N Fund Cat: Statewide Interstate And Major Bridge Sec Cat: Preventive Maint Awd Date: 2020 Anticipated Fed Cat: NHPP TIP #: Let With: Future Cost: 0 Estimate Total: 7,983	Job Order Contracting for pavement repair at various interstate locations statewide.					Engineering:	0	0	0	0	0						
							R/W:	0	0	0	0	0					
							Construction:	0	0	7,983	0	0					
							FFOS:	0	0	0	0	0					
							Payments:	0	0	0	0	0					
County: Various Route: Various Job No.: 0I3007 Length: 0.00 MPO: N Fund Cat: Statewide Interstate And Major Bridge Sec Cat: Preventive Maint Awd Date: 2021 Anticipated Fed Cat: NHPP TIP #: Let With: Future Cost: 0 Estimate Total: 8,222	Job Order Contracting for pavement repair at various interstate locations statewide.					Engineering:	0	0	0	0	0						
							R/W:	0	0	0	0	0					
							Construction:	0	0	0	8,222	0					
							FFOS:	0	0	0	0	0					
							Payments:	0	0	0	0	0					
County: Various Route: Various Job No.: 0P3004B Length: 0.00 MPO: N Fund Cat: Flexible & Other Sec Cat: System Expansion Awd Date: 2019 Anticipated Fed Cat: STBG TIP #: Let With: Future Cost: 0 Estimate Total: 138	Improvements at various statewide locations. Cost Share Program funds.					Engineering:	0	0	0	0	0						
							R/W:	0	0	0	0	0					
							Construction:	0	138	0	0	0					
							FFOS:	0	138	0	0	0					
							Payments:	0	0	0	0	0					
County: Various Route: Various Job No.: 0P3004F Length: 0.00 MPO: N Fund Cat: Flexible & Other Sec Cat: System Expansion Awd Date: 2019 Anticipated Fed Cat: STBG TIP #: Let With: Future Cost: 0 Estimate Total: 7,726	Improvements at various statewide locations. \$13,798 Cost Share Program funds.					Engineering:	0	0	0	0	0						
							R/W:	0	0	0	0	0					
							Construction:	0	7,726	0	0	0					
							FFOS:	0	7,726	0	0	0					
							Payments:	0	0	0	0	0					
County: Various Route: Various Job No.: 0P3004G Length: 0.00 MPO: N Fund Cat: Flexible & Other Sec Cat: System Expansion Awd Date: 2020 Anticipated Fed Cat: STBG TIP #: Let With: Future Cost: 0 Estimate Total: 20,970	Improvements at various statewide locations. \$25,000 Cost Share Program funds.					Engineering:	0	0	0	0	0						
							R/W:	0	0	0	0	0					
							Construction:	0	0	20,970	0	0					
							FFOS:	0	0	20,359	0	0					
							Payments:	0	0	0	0	0					

* Subject to the approval of the Transportation Improvement Program by the governing Metropolitan Planning Organization.

May-24-2018

Section 4 - 1

District Statewide

Dollars in Thousands



2019-2023 Highway and Bridge Construction Schedule

Transportation Planning

P.O. Box 270
Jefferson City, MO 65102

Construction contingency applied to construction cost in the year the project is awarded.

Three percent project growth factor compounded annually is applied to right-of-way and construction costs in program years 2, 3, 4, and 5.

No inflation is applied to the Funding From Other Sources (FFOS) or Payments.

Engineering includes PE costs, CE costs and R/W incidentals.

Construction contingency applied to construction cost in the year the project is awarded. Three percent project growth factor compounded annually is applied to right-of-way and construction costs in program years 2, 3, 4, and 5. No inflation is applied to the Funding From Other Sources (FFOS) or Payments. Engineering includes PE costs, CE costs and R/W incidentals.							STATE FISCAL YEAR PROJECT BUDGETING						
							Prior Prog.	7/2018-	7/2019-	7/2020-	7/2021-	7/2022-	
								6/2019	6/2020	6/2021	6/2022	6/2023	
County: Various Route: Various Job No.: 0P3004H Length: 0.00 MPO: N Fund Cat: Flexible & Other Sec Cat: System Expansion Awd Date: 2021 Anticipated Fed Cat: STBG TIP #: Let With: Future Cost: 0 Estimate Total: 37,993	Improvements at various statewide locations. \$30,812 Cost Share Program funds.						Engineering:	0	0	0	0	0	0
							R/W:	0	0	0	0	0	0
							Construction:	0	0	0	37,993	0	0
							FFOS:	0	0	0	35,812	0	0
							Payments:	0	0	0	0	0	0
County: Various Route: Various Job No.: 0P3004I Length: 0.00 MPO: N Fund Cat: Flexible & Other Sec Cat: System Expansion Awd Date: 2022 Anticipated Fed Cat: STBG TIP #: Let With: Future Cost: 0 Estimate Total: 38,245	Improvements at various statewide locations. \$25,000 Cost Share Program funds.						Engineering:	0	0	0	0	0	
							R/W:	0	0	0	0	0	0
							Construction:	0	0	0	0	38,245	0
							FFOS:	0	0	0	0	35,000	0
							Payments:	0	0	0	0	0	0
County: Various Route: Various Job No.: 0P3022 Length: 0.00 MPO: N Fund Cat: Taking Care Of System Sec Cat: Routine Maintenance Awd Date: Winter 19 Anticipated Fed Cat: STBG TIP #: Let With: Future Cost: 0 Estimate Total: 106	On-call contract for pavement preservation surface treatment at various statewide locations. \$100,000 Division Operating Budget.						Engineering:	0	6	0	0	0	0
							R/W:	0	0	0	0	0	0
							Construction:	0	100	0	0	0	0
							FFOS:	0	100	0	0	0	0
							Payments:	0	0	0	0	0	0
County: Various Route: Various Job No.: 0P3023 Length: 0.00 MPO: N Fund Cat: Safety (Statewide) Sec Cat: Safety Awd Date: 2023 Anticipated Fed Cat: Safety TIP #: Let With: Future Cost: 0 Estimate Total: 19,071	Safety projects at various statewide locations. \$15,952,000 Statewide Open Container funds						Engineering:	0	0	0	0	0	1,117
							R/W:	0	0	0	0	0	0
							Construction:	0	0	0	0	0	17,954
							FFOS:	0	0	0	0	0	15,952
							Payments:	0	0	0	0	0	0
County: Various Route: Various Job No.: 0P3123 Length: 0.00 MPO: N Fund Cat: Flexible & Other Sec Cat: System Expansion Awd Date: 2023 Anticipated Fed Cat: STBG TIP #: Let With: Future Cost: 0 Estimate Total: 45,020	Improvements at various statewide locations. Cost Share Program funds.						Engineering:	0	0	0	0	0	0
							R/W:	0	0	0	0	0	0
							Construction:	0	0	0	0	0	45,020
							FFOS:	0	0	0	0	0	40,000
							Payments:	0	0	0	0	0	0

* Subject to the approval of the Transportation Improvement Program by the governing Metropolitan Planning Organization.

May-24-2018

Section 4 - 2

District Statewide

Dollars in Thousands



2019-2023 Highway and Bridge Construction Schedule

Transportation Planning

P.O. Box 270
Jefferson City, MO 65102

Construction contingency applied to construction cost in the year the project is awarded.

Three percent project growth factor compounded annually is applied to right-of-way and construction costs in program years 2, 3, 4, and 5.

No inflation is applied to the Funding From Other Sources (FFOS) or Payments.

Engineering includes PE costs, CE costs and R/W incidentals.

						STATE FISCAL YEAR PROJECT BUDGETING					
						Prior Prog.	7/2018- 6/2019	7/2019- 6/2020	7/2020- 6/2021	7/2021- 6/2022	7/2022- 6/2023
County:	Various	ADA Transition Plan improvements at various statewide locations. \$8,339,000 from				Engineering:	0	0	0	0	584
Route:	Various	Statewide Transportation Alternatives funds.				R/W:	0	0	0	0	0
Job No.:	0S3023					Construction:	0	0	0	0	9,386
Length:	0.00	MPO:	N			FFOS:	0	0	0	0	8,339
Fund Cat:	Taking Care Of System		Fed:	7,976	State:	1,994	Local:	0			
Sec Cat:	N- Ada Trans	Awd Date:	2023	Anticipated Fed Cat:	STBG		Payments:	0	0	0	0
TIP #:	Let With:	Future Cost:	0	Estimate Total:	9,970						

* Subject to the approval of the Transportation Improvement Program by the governing Metropolitan Planning Organization.

May-24-2018

Section 4 - 3

District Statewide

Dollars in Thousands



2019-2023 Highway and Bridge Construction Schedule

Transportation Planning

P.O. Box 270
Jefferson City, MO 65102

Construction contingency applied to construction cost in the year the project is awarded.
Three percent project growth factor compounded annually is applied to right-of-way and construction costs in program years 2, 3, 4, and 5.
No inflation is applied to the Funding From Other Sources (FFOS) or Payments.
Engineering includes PE costs, CE costs and R/W incidentals.

STATE FISCAL YEAR PROJECT BUDGETING						
	Prior Prog.	7/2018- 6/2019	7/2019- 6/2020	7/2020- 6/2021	7/2021- 6/2022	7/2022- 6/2023
FFOS:	0	7,964	20,359	35,812	35,000	64,291
Total R/W:	0	0	0	0	0	0
Total Construction:	0	7,964	28,953	46,215	38,245	72,360
Paybacks:	0	0	0	0	0	0
Sub-Total:	0	7,964	28,953	46,215	38,245	72,360
Total Engineering:	0	6	0	0	0	1,701
Grand Total:	0	7,970	28,953	46,215	38,245	74,061

	2019	2020	2021	2022	2023
State	1,594	4,992	8,421	7,649	12,905
AC-State	6,291	7,185	7,400	30,596	36,016
Local	0	0	0	0	0
Sub-total State	7,885	12,177	15,821	38,245	48,921

Federal					
Sub-total Federal	85	16,776	30,394	0	25,140
Grand Total	7,970	28,953	46,215	38,245	74,061

Project Count: 11

* Subject to the approval of the Transportation Improvement Program by the governing Metropolitan Planning Organization.

May-24-2018

Section 4 - 1

District Statewide

Dollars in Thousands