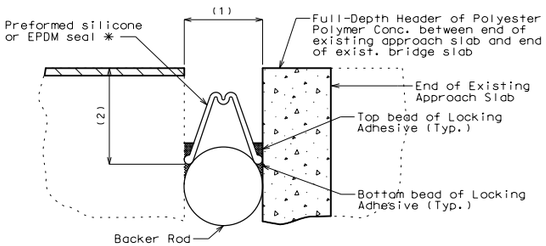

SECTION THRU JOINT AT ____ NO. _

Polymer concrete shall be in accordance with Sec 623.

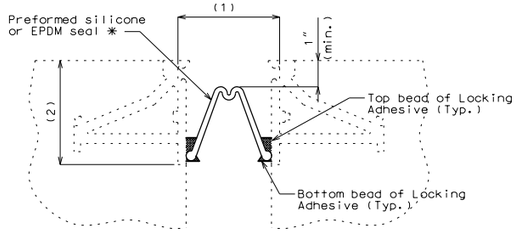

SECTION THRU JOINT AT ____ NO. _

Joint gap (opening) wider than 3" during installation may require use of backer rod to keep seal in place while adhesive is curing.

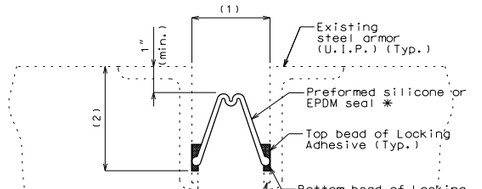

SECTION THRU JOINT AT ____ NO._

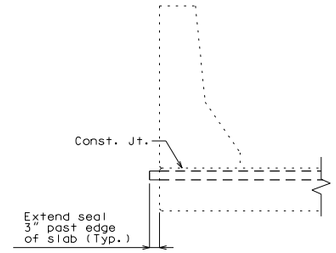

SECTION THRU EDGE OF SLAB NEAR JOINT

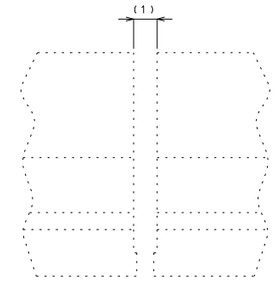

PART ELEVATION OF BARRIER

Preformed silicone or EPDM seal not shown for clarity. Seal installation between barriers in-place is required.

General Notes:

The seal shall be installed in joints in one continuous piece without field splices. Factory splicing will be permitted for joints in excess of 53 feet.

The installation temperature shall be taken as the actual air temperature averaged over the 24-hour period immediately preceding installation.

(1) Allowed installation gap (±) normal to joint at roadway surface (see table)

(2) Installation depth (±) per manufacturer's recommendation

DETAIL OF SEAL

✱ Double hump seal shown in figure. Actual shape of seal may be double or single hump as per manufacturer.

Standard Drawing Guidance (do not show on plans):

Remove non-applicable rows in table.

Revise notes and details per project as necessary.

Use standard detailing notes H5.31, H5.33 thru H5.36 (EPG 751.50) when new armor is to be used. Modify note H5.33 for preformed silicone or EPDM joint seal.

When new steel armor is to be installed, use armor information from P COM standard drawing and modify as needed.

Omit "±" when not applicable.

Allowed Transverse Preformed Silicone or EPDM Joint Seals

Manufacturer	Seal Name	Movement Parallel to Roadway	(1) Allowed Installation Gap Normal to Joint at Roadway Surface at Air/Surface Temperature				Type Used (✓)
			@ 40°F	@ 50°F	@ 60°F	@ 70°F	
R J Watson (Silicoflex Joint Seal)	Silicoflex SF150	XXX	XXX	XXX	XXX	XXX	☐
R J Watson (Silicoflex Joint Seal)	Silicoflex SF225	XXX	XXX	XXX	XXX	XXX	☐
R J Watson (Silicoflex Joint Seal)	Silicoflex SF400	XXX	XXX	XXX	XXX	XXX	☐
Watson Bowman Acme Wabo (Preformed Silicone Joint Seal)	Wabo SPS-225	XXX	XXX	XXX	XXX	XXX	☐
Watson Bowman Acme Wabo (Preformed Silicone Joint Seal)	Wabo SPS-400	XXX	XXX	XXX	XXX	XXX	☐
D S Brown (EPDM Joint Seal)	V-Seal V-300	XXX	XXX	XXX	XXX	XXX	☐
D S Brown (EPDM Joint Seal)	V-Seal V-400	XXX	XXX	XXX	XXX	XXX	☐

MoDOT Construction personnel will indicate the type of seal used.

PREFORMED SILICONE OR EPDM JOINT SEAL

Detailed
Checked

Note: This drawing is not to scale. Follow dimensions.

Sheet No. of

"THIS MEDIA SHOULD NOT BE CONSIDERED A CERTIFIED DOCUMENT."

DATE PREPARED	
2/9/2021	
ROUTE ✱	STATE MO
DISTRICT BR	SHEET NO. ✱
COUNTY ✱	
JOB NO. ✱	
CONTRACT ID.	
PROJECT NO.	
BRIDGE NO. SEAL02	

DATE	DESCRIPTION

MISSOURI HIGHWAYS AND TRANSPORTATION COMMISSION
105 WEST CAPITOL
JEFFERSON CITY, MO 65102
1-888-ASK-MODOT (1-888-275-6636)

IF A SEAL IS PRESENT ON THIS SHEET IT HAS BEEN ELECTRONICALLY SEALED AND DATED.

REV.