



Rte. 30/Schumacher Rd. Safety Project

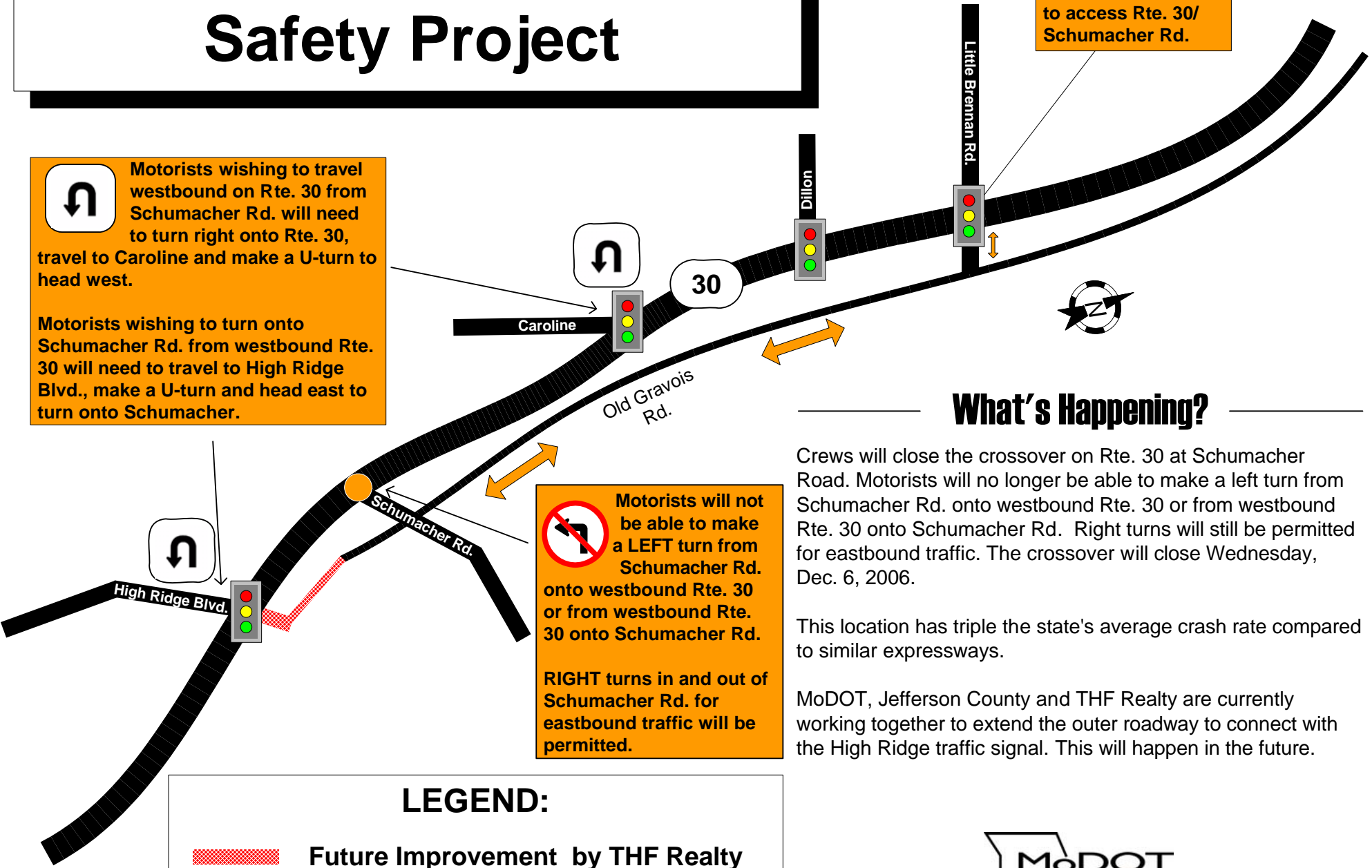
 Motorists wishing to travel westbound on Rte. 30 from Schumacher Rd. will need to turn right onto Rte. 30, travel to Caroline and make a U-turn to head west.

Motorists wishing to turn onto Schumacher Rd. from westbound Rte. 30 will need to travel to High Ridge Blvd., make a U-turn and head east to turn onto Schumacher.

 Motorists will not be able to make a LEFT turn from Schumacher Rd. onto westbound Rte. 30 or from westbound Rte. 30 onto Schumacher Rd. Right turns will still be permitted for eastbound traffic. The crossover will close Wednesday, Dec. 6, 2006.

RIGHT turns in and out of Schumacher Rd. for eastbound traffic will be permitted.

Motorists can use Little Brennan Rd. to access Rte. 30/Schumacher Rd.





What's Happening?

Crews will close the crossover on Rte. 30 at Schumacher Road. Motorists will no longer be able to make a left turn from Schumacher Rd. onto westbound Rte. 30 or from westbound Rte. 30 onto Schumacher Rd. Right turns will still be permitted for eastbound traffic. The crossover will close Wednesday, Dec. 6, 2006.

This location has triple the state's average crash rate compared to similar expressways.

MoDOT, Jefferson County and THF Realty are currently working together to extend the outer roadway to connect with the High Ridge traffic signal. This will happen in the future.

LEGEND:

-  Future Improvement by THF Realty
-  Alternate Route

