

MoDOT's Kansas City District

(Note: The following MoDOT projects are located outside the Mid-America Regional Council planning area boundary.)



2018-2022 Highway and Bridge Construction Schedule

Construction contingency applied to construction cost in the year the project is awarded.
 Three percent project growth factor compounded annually is applied to right-of-way and construction costs in program years 2, 3, 4, and 5.
 No inflation is applied to the Funding From Other Sources (FFOS) or Payments.
 Engineering includes PE costs, CE costs and R/W incidentals.

						STATE FISCAL YEAR PROJECT BUDGETING						
						Prior Prog.	7/2017-6/2018	7/2018-6/2019	7/2019-6/2020	7/2020-6/2021	7/2021-6/2022	
County:	Johnson	Pavement improvements from Rte. DD to Rte. 2. Project involves bridge X0370.				Engineering:	2	2	95	0	0	0
Route:	MO 23					R/W:	0	0	0	0	0	
Job No.:	3S3087					Construction:	0	0	1,397	0	0	
Length:	14.95	MPO: N				FFOS:	0	0	0	0	0	
Fund Cat:	Taking Care Of System	AC-State: 1,196			State: 298	Local: 0						
Sec Cat:	Thin Lift Overlay	Awd Date:	2019	Anticipated Fed Cat:	NHPP	Payments:	0	0	0	0	0	
TIP #:		Future Cost:	0	Estimate Total:	1,496							
County:	Johnson	Pavement improvements from County Road 1501 to east of Pride Avenue in Warrensburg.				Engineering:	2	2	270	2	2	538
Route:	US 50					R/W:	0	0	0	0	0	
Job No.:	3P3064					Construction:	0	0	0	0	8,786	
Length:	20.94	MPO: N				FFOS:	0	0	0	0	0	
Fund Cat:	Flexible & Other	Fed: 7,682			State: 1,918	Local: 0						
Sec Cat:	Preventive Maint	Awd Date:	2022	Anticipated Fed Cat:	NHPP	Payments:	0	0	0	0	0	
TIP #:		Future Cost:	0	Estimate Total:	9,602							
County:	Johnson	Bridge replacement over Bear Creek, 0.2 mile east of the city of Warrensburg and 0.3 mile west of Rte. 13. Project involves bridge A0748.				Engineering:	210	257	0	0	0	
Route:	RT DD					R/W:	0	10	0	0	0	
Job No.:	3S3084					Construction:	0	1,002	0	0	0	
Length:	0.20	MPO: N				FFOS:	0	0	0	0	0	
Fund Cat:	Taking Care Of System	Fed: 1,016			State: 253	Local: 0						
Sec Cat:	Rehab And Reconst	Awd Date:	Fall 17	Anticipated Fed Cat:	NHPP	Payments:	0	0	0	0	0	
TIP #:		Future Cost:	0	Estimate Total:	1,479							
County:	Johnson	Bridge improvements at Black Jack Creek, 0.1 mile west of Rte. 541 and 0.2 mile east of Rte. CC. Project involves bridge T0819.				Engineering:	2	95	167	0	0	
Route:	RT E					R/W:	0	0	0	0	0	
Job No.:	3S3082					Construction:	0	0	627	0	0	
Length:	0.02	MPO: N				FFOS:	0	0	0	0	0	
Fund Cat:	Taking Care Of System	Fed: 712			State: 177	Local: 0						
Sec Cat:	Rehab And Reconst	Awd Date:	2019	Anticipated Fed Cat:	NHPP	Payments:	0	0	0	0	0	
TIP #:		Future Cost:	0	Estimate Total:	891							
County:	Johnson	Pavement improvements from Rte. M to Rte. 13 and on Rte. M to Rte. 50.				Engineering:	20	15	291	0	0	
Route:	RT OO					R/W:	0	10	0	0	0	
Job No.:	3S3071					Construction:	0	0	1,976	0	0	
Length:	19.52	MPO: N				FFOS:	0	0	0	0	0	
Fund Cat:	Taking Care Of System	AC-State: 1,833			State: 459	Local: 0						
Sec Cat:	Low Type Resurfacing	Awd Date:	2019	Anticipated Fed Cat:	S.T.P.	Payments:	0	0	0	0	0	
TIP #:		Future Cost:	0	Estimate Total:	2,312							

* Subject to the approval of the Transportation Improvement Program by the governing Metropolitan Planning Organization.



2018-2022 Highway and Bridge Construction Schedule

Construction contingency applied to construction cost in the year the project is awarded.
 Three percent project growth factor compounded annually is applied to right-of-way and construction costs in program years 2, 3, 4, and 5.
 No inflation is applied to the Funding From Other Sources (FFOS) or Payments.
 Engineering includes PE costs, CE costs and R/W incidentals.

						STATE FISCAL YEAR PROJECT BUDGETING						
						Prior Prog.	7/2017-6/2018	7/2018-6/2019	7/2019-6/2020	7/2020-6/2021	7/2021-6/2022	
County: Johnson	Bridge improvements at Blackwater River, 0.3 mile south of County Road 200 and 0.6 mile north of County Road 100. Project involves bridge P0544.					Engineering:	2	100	170	0	0	0
Route: RT W						R/W:	0	5	0	0	0	0
Job No.: 3S3094						Construction:	0	0	681	0	0	0
Length: 0.15	MPO: N					FFOS:	0	0	0	0	0	0
Fund Cat: Taking Care Of System			Fed: 765	State: 191	Local: 0	Payments:	0	0	0	0	0	0
Sec Cat: Rehab And Reconst	Awd Date: 2019	Anticipated Fed Cat: NHPP										
TIP #:	Future Cost: 0	Estimate Total: 958										
County: Lafayette	Job Order Contracting for asphalt pavement repair in Lafayette and Saline Counties.					Engineering:	0	23	0	0	0	0
Route: IS 70						R/W:	0	0	0	0	0	0
Job No.: 0I3004H						Construction:	0	250	0	0	0	0
Length: 57.53	MPO: N					FFOS:	0	0	0	0	0	0
Fund Cat: Statewide Interstate And Major Bridge			AC-State: 245	State: 28	Local: 0	Payments:	0	0	0	0	0	0
Sec Cat: Preventive Maint	Awd Date: Spring 18	Anticipated Fed Cat: NHPP										
TIP #:	Future Cost: 0	Estimate Total: 273										
County: Lafayette	Replace bridges at Rte. E and the Rte. H interchange , 4.4 miles west of Rte. 13 and 2.8 miles east of Rte. O. Project involves bridges A0077 and A0078.					Engineering:	295	1,916	0	0	0	0
Route: IS 70						R/W:	0	0	0	0	0	0
Job No.: 3I3010						Construction:	0	4,326	0	0	0	0
Length: 0.07	MPO: N					FFOS:	0	0	0	0	0	0
Fund Cat: Taking Care Of System			Fed: 4,994	State: 1,248	Local: 0	Payments:	0	0	0	0	0	0
Sec Cat: Rehab And Reconst	Awd Date: Spring 18	Anticipated Fed Cat: NHPP										
TIP #:	Future Cost: 0	Estimate Total: 6,537										
County: Lafayette	Pavement improvements from Johnson Drive in Odessa to Rte. 13 in Higginsville.					Engineering:	10	165	561	0	0	0
Route: IS 70						R/W:	0	0	0	0	0	0
Job No.: 3I3047						Construction:	0	0	4,392	0	0	0
Length: 11.14	MPO: N					FFOS:	0	0	0	0	0	0
Fund Cat: Taking Care Of System			AC-State: 4,606	State: 512	Local: 0	Payments:	0	0	0	0	0	0
Sec Cat: Preventive Maint	Awd Date: Fall 18	Anticipated Fed Cat: NHPP										
TIP #:	Future Cost: 0	Estimate Total: 5,128										
County: Lafayette	Bridge improvements over I-70, 2.3 miles west of Rte. 131 and 3.4 miles east of Rte. D. Project involves bridge A0075.					Engineering:	20	71	0	0	0	0
Route: RT WW						R/W:	0	0	0	0	0	0
Job No.: 3S3058						Construction:	0	590	0	0	0	0
Length: 0.04	MPO: N					FFOS:	0	0	0	0	0	0
Fund Cat: Taking Care Of System			Fed: 529	State: 132	Local: 0	Payments:	0	0	0	0	0	0
Sec Cat: Rehab And Reconst	Awd Date: Winter 18	Anticipated Fed Cat: S.T.P.										
TIP #:	Future Cost: 0	Estimate Total: 681										

* Subject to the approval of the Transportation Improvement Program by the governing Metropolitan Planning Organization.



2018-2022 Highway and Bridge Construction Schedule

Construction contingency applied to construction cost in the year the project is awarded.
 Three percent project growth factor compounded annually is applied to right-of-way and construction costs in program years 2, 3, 4, and 5.
 No inflation is applied to the Funding From Other Sources (FFOS) or Payments.
 Engineering includes PE costs, CE costs and R/W incidentals.

						STATE FISCAL YEAR PROJECT BUDGETING						
						Prior Prog.	7/2017-6/2018	7/2018-6/2019	7/2019-6/2020	7/2020-6/2021	7/2021-6/2022	
County: Pettis	Safety and intersection improvements at Rte. 127.					Engineering:	10	10	10	133	0	0
Route: US 50						R/W:	0	0	0	0	0	0
Job No.: 3P3078						Construction:	0	0	0	1,909	0	0
Length: 2.00	MPO: N					FFOS:	0	0	0	0	0	0
Fund Cat: Safety					Fed: 1,856	State: 206	Local: 0					
Sec Cat: Safety	Awd Date: 2020	Anticipated Fed Cat: Safety					Payments:	0	0	0	0	0
TIP #:	Future Cost: 0	Estimate Total: 2,072										
County: Pettis	Pavement improvements from Sedalia Sub Railroad line east to Morgan County.					Engineering:	2	2	147	0	0	0
Route: US 50						R/W:	0	0	0	0	0	0
Job No.: 3P3080						Construction:	0	0	2,175	0	0	0
Length: 6.37	MPO: N					FFOS:	0	0	0	0	0	0
Fund Cat: Taking Care Of System					Fed: 1,860	State: 464	Local: 0					
Sec Cat: Low Type Resurfacing	Awd Date: Fall 18	Anticipated Fed Cat: NHPP					Payments:	0	0	0	0	0
TIP #:	Future Cost: 0	Estimate Total: 2,326										
County: Pettis	Pavement improvements from Rte. B to the Benton County line.					Engineering:	7	47	371	0	0	0
Route: US 65						R/W:	0	0	0	0	0	0
Job No.: 3P3062						Construction:	0	0	5,271	0	0	0
Length: 10.45	MPO: N					FFOS:	0	0	0	0	0	0
Fund Cat: Flexible & Other					AC-State: 4,552	State: 1,137	Local: 0					
Sec Cat: Preventive Maint	Awd Date: 2019	Anticipated Fed Cat: NHPP					Payments:	0	0	0	0	0
TIP #:	Future Cost: 0	Estimate Total: 5,696										
County: Pettis	Pavement improvements from Saline County line to Route 765.					Engineering:	2	10	10	497	0	0
Route: US 65						R/W:	0	0	0	0	0	0
Job No.: 3P3086						Construction:	0	0	0	7,668	0	0
Length: 14.13	MPO: N					FFOS:	0	0	0	0	0	0
Fund Cat: Taking Care Of System					Fed: 6,548	State: 1,637	Local: 0					
Sec Cat: Low Type Resurfacing	Awd Date: 2020	Anticipated Fed Cat: NHPP					Payments:	0	0	0	0	0
TIP #:	Future Cost: 0	Estimate Total: 8,187										
County: Pettis	Bridge improvements at Heaths Creek on Rte. D, 0.9 mile west of McCubbin Road and 0.8 mile east of McAninch Road. Project involves bridge S0828.					Engineering:	0	5	5	40	0	0
Route: RT D						R/W:	0	0	0	0	0	0
Job No.: 3S3115						Construction:	0	0	0	541	0	0
Length: 0.15	MPO: N					FFOS:	0	0	0	0	0	0
Fund Cat: Taking Care Of System					Fed: 473	State: 118	Local: 0					
Sec Cat: Rehab And Reconst	Awd Date: 2020	Anticipated Fed Cat: NHPP					Payments:	0	0	0	0	0
TIP #:	Future Cost: 0	Estimate Total: 591										

* Subject to the approval of the Transportation Improvement Program by the governing Metropolitan Planning Organization.



2018-2022 Highway and Bridge Construction Schedule

Construction contingency applied to construction cost in the year the project is awarded.
 Three percent project growth factor compounded annually is applied to right-of-way and construction costs in program years 2, 3, 4, and 5.
 No inflation is applied to the Funding From Other Sources (FFOS) or Payments.
 Engineering includes PE costs, CE costs and R/W incidentals.

						STATE FISCAL YEAR PROJECT BUDGETING						
						Prior Prog.	7/2017-6/2018	7/2018-6/2019	7/2019-6/2020	7/2020-6/2021	7/2021-6/2022	
County:	Pettis	Bridge improvements at South Fork Blackwater River, 0.7 mile east of Rte. 127 and 2.4 miles west of Gibson Road. Project involves bridge S0827.				Engineering:	0	5	5	47	0	0
Route:	RT D					R/W:	0	0	0	0	0	
Job No.:	3S3116					Construction:	0	0	0	649	0	
Length:	0.15	MPO:	N			FFOS:	0	0	0	0	0	
Fund Cat:	Taking Care Of System	Fed:	565	State:	141	Local:	0					
Sec Cat:	Rehab And Reconst	Awd Date:	2020	Anticipated Fed Cat:	NHPP	Payments:	0	0	0	0	0	
TIP #:		Future Cost:	0	Estimate Total:	706							
County:	Pettis	Bridge improvements over Muddy Creek 0.1 mile south of Pin Hood Road and 3.7 miles north of Rte. HH. Project involves bridge N0958.				Engineering:	20	80	0	0	0	
Route:	RT EE					R/W:	0	0	0	0	0	
Job No.:	3S3060					Construction:	0	767	0	0	0	
Length:	0.07	MPO:	N			FFOS:	0	0	0	0	0	
Fund Cat:	Taking Care Of System	Fed:	678	State:	169	Local:	0					
Sec Cat:	Rehab And Reconst	Awd Date:	Winter 18	Anticipated Fed Cat:	S.T.P.	Payments:	0	0	0	0	0	
TIP #:		Future Cost:	0	Estimate Total:	867							
County:	Pettis	Bridge improvements over Muddy Creek, 2.7 miles north of Lee Road and 1.8 miles south of Lookout Road. Project involves bridge X0861.				Engineering:	2	20	30	141	0	
Route:	RT O					R/W:	0	0	0	0	0	
Job No.:	3S3090					Construction:	0	0	0	1,018	0	
Length:	0.11	MPO:	N			FFOS:	0	0	0	0	0	
Fund Cat:	Taking Care Of System	Fed:	967	State:	242	Local:	0					
Sec Cat:	Rehab And Reconst	Awd Date:	2020	Anticipated Fed Cat:	NHPP	Payments:	0	0	0	0	0	
TIP #:		Future Cost:	0	Estimate Total:	1,211							
County:	Ray	Bridge improvements at Crooked River, 0.9 mile west of 80th Street and 1.1 miles east of Shotwell Road. Project involves bridge A2688.				Engineering:	2	10	10	55	0	
Route:	RT J					R/W:	0	0	0	0	0	
Job No.:	3S3089					Construction:	0	0	0	712	0	
Length:	0.11	MPO:	N			FFOS:	0	0	0	0	0	
Fund Cat:	Taking Care Of System	Fed:	630	State:	157	Local:	0					
Sec Cat:	Rehab And Reconst	Awd Date:	2020	Anticipated Fed Cat:	NHPP	Payments:	0	0	0	0	0	
TIP #:		Future Cost:	0	Estimate Total:	789							
County:	Ray	Bridge improvements over Crooked River, 0.2 mile east of Shelton Road. and .8 mile west of Spry Road. Project involves bridge N0840.				Engineering:	30	40	83	0	0	
Route:	RT V					R/W:	0	0	0	0	0	
Job No.:	3S3063					Construction:	0	0	667	0	0	
Length:	0.02	MPO:	N			FFOS:	0	0	0	0	0	
Fund Cat:	Taking Care Of System	Fed:	632	State:	158	Local:	0					
Sec Cat:	Rehab And Reconst	Awd Date:	2019	Anticipated Fed Cat:	S.T.P.	Payments:	0	0	0	0	0	
TIP #:		Future Cost:	0	Estimate Total:	820							

* Subject to the approval of the Transportation Improvement Program by the governing Metropolitan Planning Organization.



2018-2022 Highway and Bridge Construction Schedule

Construction contingency applied to construction cost in the year the project is awarded.

Three percent project growth factor compounded annually is applied to right-of-way and construction costs in program years 2, 3, 4, and 5.

No inflation is applied to the Funding From Other Sources (FFOS) or Payments.

Engineering includes PE costs, CE costs and R/W incidentals.

						STATE FISCAL YEAR PROJECT BUDGETING						
						Prior Prog.	7/2017-6/2018	7/2018-6/2019	7/2019-6/2020	7/2020-6/2021	7/2021-6/2022	
County:	Saline	Bridge improvements at Muddy Creek, 0.5 mile east of 305th Road and 0.1 mile west of Harvest Ave. Project involves bridge T0576.				Engineering:	2	20	30	106	83	0
Route:	MO 122					R/W:	0	0	0	0	0	0
Job No.:	3S3091					Construction:	0	0	0	0	1,297	0
Length:	0.17	MPO:	N			FFOS:	0	0	0	0	0	0
Fund Cat:	Taking Care Of System	Fed:	1,230	State:	306	Local:	0					
Sec Cat:	Rehab And Reconst	Awd Date:	2021	Anticipated Fed Cat:	NHPP	Payments:	0	0	0	0	0	0
TIP #:		Future Cost:	0	Estimate Total:	1,538							
County:	Saline	Pavement improvements from west of Bus. 65 to Pettis County line.				Engineering:	95	555	0	0	0	0
Route:	US 65					R/W:	0	0	0	0	0	0
Job No.:	3P3061					Construction:	0	5,347	0	0	0	0
Length:	10.50	MPO:	N			FFOS:	0	0	0	0	0	0
Fund Cat:	Flexible & Other	AC-State:	4,722	State:	1,180	Local:	0					
Sec Cat:	Preventive Maint	Awd Date:	Winter 18	Anticipated Fed Cat:	NHPP	Payments:	0	0	0	0	0	0
TIP #:		Future Cost:	0	Estimate Total:	5,997							
County:	Saline	Replace bridge decks at Rte. 65 interchange, 3.3 miles east of Rte. YY and 6.6 miles east of Rte. J. Project involves twin bridges A0203.				Engineering:	108	301	0	0	0	0
Route:	IS 70					R/W:	0	0	0	0	0	0
Job No.:	3I3009					Construction:	0	2,871	0	0	0	0
Length:	0.64	MPO:	N			FFOS:	0	0	0	0	0	0
Fund Cat:	Statewide Interstate And Major Bridge	Fed:	2,855	State:	317	Local:	0					
Sec Cat:	Preventive Maint	Awd Date:	Winter 18	Anticipated Fed Cat:	NHPP	Payments:	0	0	0	0	0	0
TIP #:		Future Cost:	0	Estimate Total:	3,280							
County:	Saline	Pavement improvements from Rte. Y to the Blackwater River bridge.				Engineering:	10	5	5	652	0	0
Route:	IS 70					R/W:	0	0	0	0	0	0
Job No.:	3I3046					Construction:	0	0	0	9,998	0	0
Length:	14.49	MPO:	N			FFOS:	0	0	0	0	0	0
Fund Cat:	Taking Care Of System	Fed:	9,592	State:	1,068	Local:	0					
Sec Cat:	Preventive Maint	Awd Date:	2020	Anticipated Fed Cat:	NHPP	Payments:	0	0	0	0	0	0
TIP #:		Future Cost:	0	Estimate Total:	10,670							
County:	Saline	Bridge improvements over Salt Fork Creek 0.6 mile north of 260th Rd. and 1.3 miles south of the city of Grand Pass. Project involves bridge A2466.				Engineering:	15	116	0	0	0	0
Route:	RT BB					R/W:	0	0	0	0	0	0
Job No.:	3S3068					Construction:	0	527	0	0	0	0
Length:	0.12	MPO:	N			FFOS:	0	0	0	0	0	0
Fund Cat:	Taking Care Of System	Fed:	515	State:	128	Local:	0					
Sec Cat:	Rehab And Reconst	Awd Date:	Winter 18	Anticipated Fed Cat:	S.T.P.	Payments:	0	0	0	0	0	0
TIP #:		Future Cost:	0	Estimate Total:	658							

* Subject to the approval of the Transportation Improvement Program by the governing Metropolitan Planning Organization.



2018-2022 Highway and Bridge Construction Schedule

Construction contingency applied to construction cost in the year the project is awarded.
 Three percent project growth factor compounded annually is applied to right-of-way and construction costs in program years 2, 3, 4, and 5.
 No inflation is applied to the Funding From Other Sources (FFOS) or Payments.
 Engineering includes PE costs, CE costs and R/W incidentals.

						STATE FISCAL YEAR PROJECT BUDGETING					
						Prior Prog.	7/2017-6/2018	7/2018-6/2019	7/2019-6/2020	7/2020-6/2021	7/2021-6/2022
County: Various	Route: Various	Job No.: 0P3019D	Safety projects at various locations in the rural Kansas City District. \$458,000 Open Container funds.			Engineering:	0	0	0	0	0
Length: 0.00	MPO: N				R/W:	0	0	0	0	0	
Fund Cat: Safety			Fed: 425	State: 47	Local: 0	Construction:	0	0	472	0	
Sec Cat: Safety	Awd Date: 2019	Anticipated Fed Cat: Safety				FFOS:	0	0	458	0	
TIP #:	Future Cost: 0	Estimate Total: 472				Payments:	0	0	0	0	
County: Various	Route: Various	Job No.: 0P3020D	Safety projects at various locations in the rural Kansas City District. \$583,000 Open Container funds.			Engineering:	0	0	0	41	
Length: 0.00	MPO: N				R/W:	0	0	0	0	0	
Fund Cat: Safety			Fed: 594	State: 66	Local: 0	Construction:	0	0	0	619	
Sec Cat: Safety	Awd Date: 2020	Anticipated Fed Cat: Safety				FFOS:	0	0	0	583	
TIP #:	Future Cost: 0	Estimate Total: 660				Payments:	0	0	0	0	
County: Various	Route: Various	Job No.: 0P3021D	Safety projects at various locations in the rural Kansas City District. \$509,000 Open Container funds.			Engineering:	0	0	0	0	
Length: 0.00	MPO: N				R/W:	0	0	0	0	36	
Fund Cat: Safety			Fed: 532	State: 60	Local: 0	Construction:	0	0	0	556	
Sec Cat: Safety	Awd Date: 2021	Anticipated Fed Cat: Safety				FFOS:	0	0	0	509	
TIP #:	Future Cost: 0	Estimate Total: 592				Payments:	0	0	0	0	
County: Various	Route: Various	Job No.: 0P3022D	Safety projects at various locations in the rural Kansas City District. \$509,000 Open Container funds.			Engineering:	0	0	0	0	
Length: 0.00	MPO: N				R/W:	0	0	0	0	36	
Fund Cat: Safety			Fed: 548	State: 61	Local: 0	Construction:	0	0	0	573	
Sec Cat: Safety	Awd Date: 2022	Anticipated Fed Cat: Safety				FFOS:	0	0	0	509	
TIP #:	Future Cost: 0	Estimate Total: 609				Payments:	0	0	0	0	
County: Various	Route: Various	Job No.: 0S3017D	ADA Transition Plan improvements at various locations in the rural Kansas City District. \$342,000 from Statewide Transportation Alternatives funds.			Engineering:	0	0	0	0	
Length: 0.00	MPO: N				R/W:	0	0	0	0	0	
Fund Cat: Taking Care Of System			Fed: 274	State: 68	Local: 0	Construction:	0	342	0	0	
Sec Cat: N- Ada Trans	Awd Date: 2018	Anticipated Fed Cat: S.T.P.				FFOS:	0	342	0	0	
TIP #:	Future Cost: 0	Estimate Total: 342				Payments:	0	0	0	0	

* Subject to the approval of the Transportation Improvement Program by the governing Metropolitan Planning Organization.



2018-2022 Highway and Bridge Construction Schedule

Construction contingency applied to construction cost in the year the project is awarded.
 Three percent project growth factor compounded annually is applied to right-of-way and construction costs in program years 2, 3, 4, and 5.
 No inflation is applied to the Funding From Other Sources (FFOS) or Payments.
 Engineering includes PE costs, CE costs and R/W incidentals.

						STATE FISCAL YEAR PROJECT BUDGETING					
						Prior Prog.	7/2017-6/2018	7/2018-6/2019	7/2019-6/2020	7/2020-6/2021	7/2021-6/2022
County:	Various	ADA Transition Plan improvements at various locations in the rural Kansas City District.				Engineering:	0	0	0	0	0
Route:	Various	\$350,000 from Statewide Transportation Alternatives funds.				R/W:	0	0	0	0	0
Job No.:	0S3018D					Construction:	0	350	0	0	0
Length:	0.00	MPO:	N			FFOS:	0	350	0	0	0
Fund Cat:	Taking Care Of System	Fed:	280	State:	70	Local:	0				
Sec Cat:	N- Ada Trans	Awd Date:	2018	Anticipated Fed Cat:	S.T.P.	Payments:	0	0	0	0	0
TIP #:		Future Cost:	0	Estimate Total:	350						
County:	Various	ADA Transition Plan improvements at various locations in the rural Kansas City District.				Engineering:	0	0	0	0	0
Route:	Various	\$355,000 from Statewide Transportation Alternatives funds.				R/W:	0	0	0	0	0
Job No.:	0S3019D					Construction:	0	0	366	0	0
Length:	0.00	MPO:	N			FFOS:	0	0	355	0	0
Fund Cat:	Taking Care Of System	Fed:	293	State:	73	Local:	0				
Sec Cat:	N- Ada Trans	Awd Date:	2019	Anticipated Fed Cat:	S.T.P.	Payments:	0	0	0	0	0
TIP #:		Future Cost:	0	Estimate Total:	366						
County:	Various	ADA Transition Plan improvements at various locations in the rural Kansas City District.				Engineering:	0	0	0	21	0
Route:	Various	\$307,000 from Statewide Transportation Alternatives funds.				R/W:	0	0	0	0	0
Job No.:	0S3020D					Construction:	0	0	0	326	0
Length:	0.00	MPO:	N			FFOS:	0	0	0	307	0
Fund Cat:	Taking Care Of System	Fed:	278	State:	69	Local:	0				
Sec Cat:	N- Ada Trans	Awd Date:	2020	Anticipated Fed Cat:	S.T.P.	Payments:	0	0	0	0	0
TIP #:		Future Cost:	0	Estimate Total:	347						
County:	Various	ADA Transition Plan improvements at various locations in the rural Kansas City District.				Engineering:	0	0	0	0	24
Route:	Various	\$346,000 from Statewide Transportation Alternatives funds.				R/W:	0	0	0	0	0
Job No.:	0S3021D					Construction:	0	0	0	0	378
Length:	0.00	MPO:	N			FFOS:	0	0	0	0	346
Fund Cat:	Taking Care Of System	Fed:	321	State:	81	Local:	0				
Sec Cat:	N- Ada Trans	Awd Date:	2021	Anticipated Fed Cat:	S.T.P.	Payments:	0	0	0	0	0
TIP #:		Future Cost:	0	Estimate Total:	402						
County:	Various	ADA Transition Plan improvements at various locations in the rural Kansas City District.				Engineering:	0	0	0	0	24
Route:	Various	\$346,000 from Statewide Transportation Alternatives funds.				R/W:	0	0	0	0	0
Job No.:	0S3022D					Construction:	0	0	0	0	389
Length:	0.00	MPO:	N			FFOS:	0	0	0	0	346
Fund Cat:	Taking Care Of System	Fed:	330	State:	83	Local:	0				
Sec Cat:	N- Ada Trans	Awd Date:	2022	Anticipated Fed Cat:	S.T.P.	Payments:	0	0	0	0	0
TIP #:		Future Cost:	0	Estimate Total:	413						

* Subject to the approval of the Transportation Improvement Program by the governing Metropolitan Planning Organization.



2018-2022 Highway and Bridge Construction Schedule

Construction contingency applied to construction cost in the year the project is awarded.

Three percent project growth factor compounded annually is applied to right-of-way and construction costs in program years 2, 3, 4, and 5.

No inflation is applied to the Funding From Other Sources (FFOS) or Payments.

Engineering includes PE costs, CE costs and R/W incidentals.

						STATE FISCAL YEAR PROJECT BUDGETING						
						Prior Prog.	7/2017-6/2018	7/2018-6/2019	7/2019-6/2020	7/2020-6/2021	7/2021-6/2022	
County: Various	Route: Various	Job No.: 313004	Job Order Contracting for guard cable and guardrail repair at various locations in the rural Kansas City District.			Engineering:	2	53	0	0	0	0
Length: 0.00	MPO: N				R/W:	0	0	0	0	0	0	
Fund Cat: Taking Care Of System	AC-State: 521	State: 130	Local: 0		Construction:	0	598	0	0	0	0	
Sec Cat: Routine Maintenance	Awd Date: Spring 18	Anticipated Fed Cat: S.T.P.			FFOS:	0	0	0	0	0	0	
TIP #:	Future Cost: 0	Estimate Total: 653			Payments:	0	0	0	0	0	0	
County: Various	Route: Various	Job No.: 313021	Job Order Contracting for guard cable and guardrail repair at various locations in the rural Kansas City District.			Engineering:	4	0	0	0	1	52
Length: 0.00	MPO: N				R/W:	0	0	0	0	0	0	
Fund Cat: Taking Care Of System	AC-State: 703	State: 176	Local: 0		Construction:	0	0	0	0	0	826	
Sec Cat: Routine Maintenance	Awd Date: 2022	Anticipated Fed Cat: S.T.P.			FFOS:	0	0	0	0	0	0	
TIP #:	Future Cost: 0	Estimate Total: 883			Payments:	0	0	0	0	0	0	
County: Various	Route: Various	Job No.: 313065	Job Order Contracting for guard cable and guardrail repair at various locations in the rural Kansas City District.			Engineering:	0	6	52	0	0	0
Length: 0.00	MPO: N				R/W:	0	0	0	0	0	0	
Fund Cat: Taking Care Of System	AC-State: 682	State: 170	Local: 0		Construction:	0	0	794	0	0	0	
Sec Cat: Routine Maintenance	Awd Date: 2019	Anticipated Fed Cat: S.T.P.			FFOS:	0	0	0	0	0	0	
TIP #:	Future Cost: 0	Estimate Total: 852			Payments:	0	0	0	0	0	0	
County: Various	Route: Various	Job No.: 313066	Job Order Contracting for guard cable and guardrail repair at various locations in the rural Kansas City District.			Engineering:	0	0	6	57	0	0
Length: 0.00	MPO: N				R/W:	0	0	0	0	0	0	
Fund Cat: Taking Care Of System	AC-State: 737	State: 184	Local: 0		Construction:	0	0	0	858	0	0	
Sec Cat: Routine Maintenance	Awd Date: 2020	Anticipated Fed Cat: S.T.P.			FFOS:	0	0	0	0	0	0	
TIP #:	Future Cost: 0	Estimate Total: 921			Payments:	0	0	0	0	0	0	
County: Various	Route: Various	Job No.: 313072	Job Order Contracting for guard cable and guardrail repair at various locations in the rural Kansas City District.			Engineering:	0	0	0	8	58	0
Length: 0.00	MPO: N				R/W:	0	0	0	0	0	0	
Fund Cat: Taking Care Of System	AC-State: 795	State: 200	Local: 0		Construction:	0	0	0	0	929	0	
Sec Cat: Routine Maintenance	Awd Date: 2021	Anticipated Fed Cat: S.T.P.			FFOS:	0	0	0	0	0	0	
TIP #:	Future Cost: 0	Estimate Total: 995			Payments:	0	0	0	0	0	0	

* Subject to the approval of the Transportation Improvement Program by the governing Metropolitan Planning Organization.



2018-2022 Highway and Bridge Construction Schedule

Construction contingency applied to construction cost in the year the project is awarded.
 Three percent project growth factor compounded annually is applied to right-of-way and construction costs in program years 2, 3, 4, and 5.
 No inflation is applied to the Funding From Other Sources (FFOS) or Payments.
 Engineering includes PE costs, CE costs and R/W incidentals.

						STATE FISCAL YEAR PROJECT BUDGETING						
						Prior Prog.	7/2017-6/2018	7/2018-6/2019	7/2019-6/2020	7/2020-6/2021	7/2021-6/2022	
County: Various	Job Order Contracting for guard cable and guardrail repair at various locations in the rural Kansas City District.					Engineering:	0	0	0	0	10	72
Route: Various						R/W:	0	0	0	0	0	0
Job No.: 3I3103						Construction:	0	0	0	0	0	1,004
Length: 0.00	MPO: N					FFOS:	0	0	0	0	0	0
Fund Cat: Taking Care Of System			AC-State: 869	State: 217	Local: 0	Payments:	0	0	0	0	0	0
Sec Cat: Routine Maintenance	Awd Date: 2022	Anticipated Fed Cat: S.T.P.										
TIP #:	Future Cost: 0	Estimate Total: 1,086										
County: Various	Job Order Contracting to grade around new and replacement guardrail installations at various locations in the rural Kansas City District.					Engineering:	1	44	0	0	0	0
Route: Various						R/W:	0	0	0	0	0	0
Job No.: 3P3098						Construction:	0	500	0	0	0	0
Length: 0.00	MPO: N					FFOS:	0	0	0	0	0	0
Fund Cat: Taking Care Of System			AC-State: 435	State: 109	Local: 0	Payments:	0	0	0	0	0	0
Sec Cat: Routine Maintenance	Awd Date: Summer 17	Anticipated Fed Cat: S.T.P.										
TIP #:	Future Cost: 0	Estimate Total: 545										

DRAFT

* Subject to the approval of the Transportation Improvement Program by the governing Metropolitan Planning Organization.



2018-2022 Highway and Bridge Construction Schedule

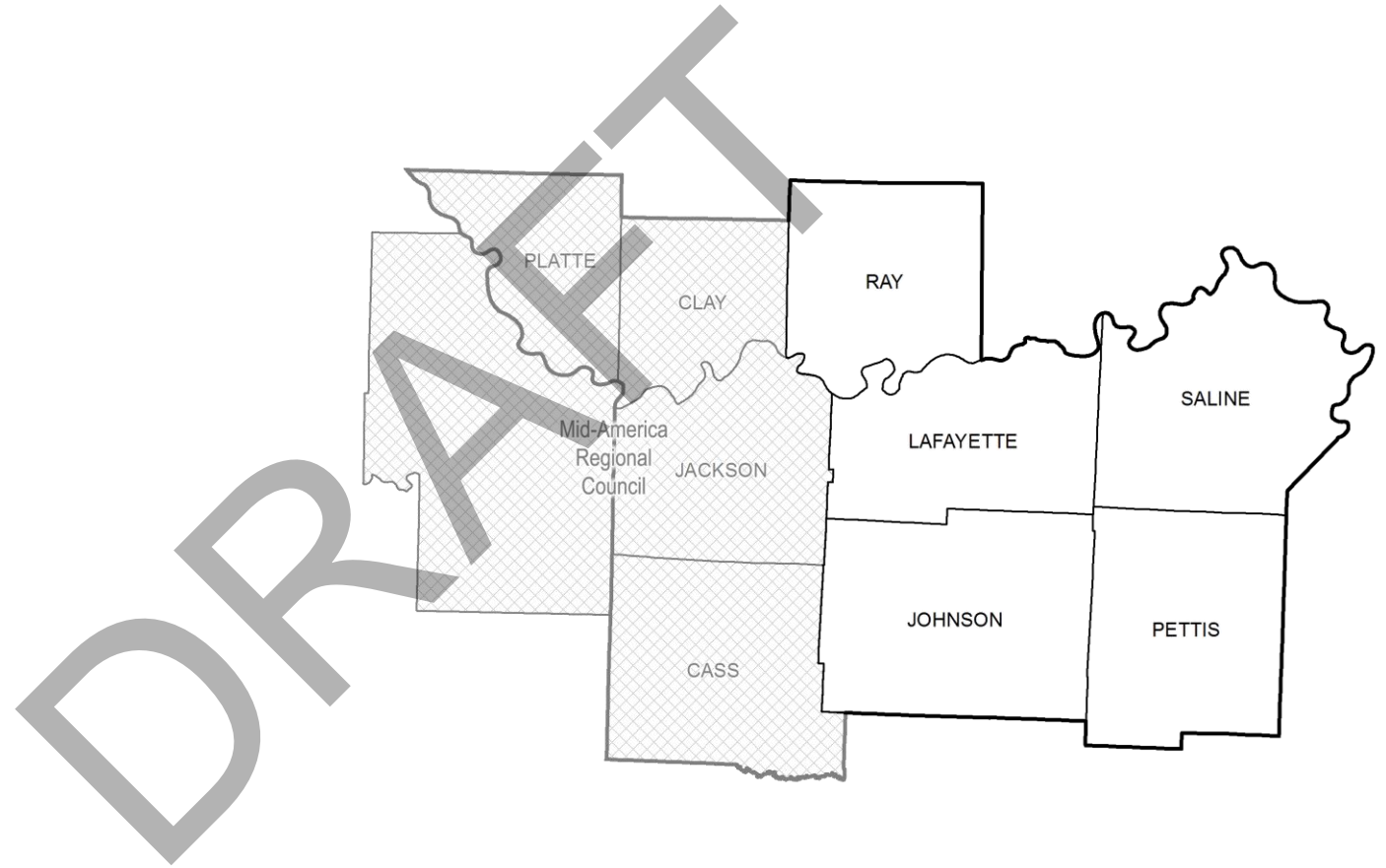
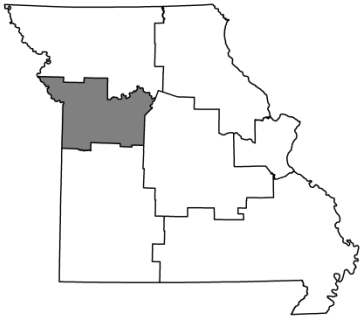
Construction contingency applied to construction cost in the year the project is awarded.
 Three percent project growth factor compounded annually is applied to right-of-way and construction costs in program years 2, 3, 4, and 5.
 No inflation is applied to the Funding From Other Sources (FFOS) or Payments.
 Engineering includes PE costs, CE costs and R/W incidentals.

STATE FISCAL YEAR PROJECT BUDGETING						
Prior Prog.	7/2017-6/2018	7/2018-6/2019	7/2019-6/2020	7/2020-6/2021	7/2021-6/2022	
FFOS:	0	692	813	890	855	
Total R/W:	0	25	0	0	0	
Total Construction:	0	17,470	18,818	24,298	3,160	11,578
Paybacks:	0	0	0	0	0	
Sub-Total:	0	17,495	18,818	24,298	3,160	11,578
Total Engineering:	875	3,975	2,318	1,800	214	722
Grand Total:	875	21,470	21,136	26,098	3,374	12,300
		2018	2019	2020	2021	2022
State		3,928	3,681	3,884	616	2,399
AC-State		6,136	12,661	738	798	1,563
Local		0	0	0	0	0
Sub-total State		10,064	16,342	4,622	1,414	3,962
Federal						
Sub-total Federal		11,406	4,794	21,476	1,960	8,338
Grand Total		21,470	21,136	26,098	3,374	12,300

Project Count: 42

DRAFT

* Subject to the approval of the Transportation Improvement Program by the governing Metropolitan Planning Organization.



MoDOT's Kansas City District

PAYMENT PROJECTS

(Note: The following MoDOT projects are located outside the Mid-America Regional Council planning area boundary.)

DRAFT



2018-2022 Highway and Bridge Construction Schedule

Construction contingency applied to construction cost in the year the project is awarded.

Three percent project growth factor compounded annually is applied to right-of-way and construction costs in program years 2, 3, 4, and 5.

No inflation is applied to the Funding From Other Sources (FFOS) or Payments.

Engineering includes PE costs, CE costs and R/W incidentals.

						STATE FISCAL YEAR PROJECT BUDGETING								
						Prior Prog.	7/2017-6/2018	7/2018-6/2019	7/2019-6/2020	7/2020-6/2021	7/2021-6/2022			
County:	Johnson	Payment to Johnson County for construction of a shared use pedestrian facility along Rte. DD from Pembroke Dr. to SE 591 Road. \$285,563 Cost Share and \$311,121 District Transportation Enhancement funds. To be let by Johnson County as STP-6300 (406).				Engineering:	4	7	0	0	0	0		
Route:	RT DD					R/W:	0	0	0	0	0	0		
Job No.:	4S3102Z					Construction:	0	0	0	0	0	0		
Length:	3.58	MPO:	N			FFOS:	0	597	0	0	0	0		
Fund Cat:	Flexible & Other	Fed:	561	State:	140	Local:	0							
Sec Cat:	Enhancements	Awd Date:	N/A		Anticipated Fed Cat:	S.T.P.								
TIP #:		Future Cost:	0		Estimate Total:	705		Payments:	0	694	0	0	0	0
County:	Various	On-call work zone enforcement at various locations in the rural Kansas City District.				Engineering:	0	1	0	0	0	0		
Route:	Various					R/W:	0	0	0	0	0	0		
Job No.:	3I3024					Construction:	0	0	0	0	0	0		
Length:	0.00	MPO:	N			FFOS:	0	0	0	0	0	0		
Fund Cat:	Safety	Fed:	11	State:	1	Local:	0							
Sec Cat:	Safety	Awd Date:	N/A		Anticipated Fed Cat:	Safety								
TIP #:		Future Cost:	0		Estimate Total:	12		Payments:	0	11	0	0	0	0
County:	Various	On-call work zone enforcement at various locations in the rural Kansas City District.				Engineering:	0	0	1	0	0	0		
Route:	Various					R/W:	0	0	0	0	0	0		
Job No.:	3P3081					Construction:	0	0	0	0	0	0		
Length:	0.00	MPO:	N			FFOS:	0	0	0	0	0	0		
Fund Cat:	Safety	Fed:	11	State:	1	Local:	0							
Sec Cat:	Safety	Awd Date:	N/A		Anticipated Fed Cat:	Safety								
TIP #:		Future Cost:	0		Estimate Total:	12		Payments:	0	0	11	0	0	0
County:	Various	On-Call work zone enforcement at various locations in the rural Kansas City District.				Engineering:	0	0	0	0	1	0		
Route:	Various					R/W:	0	0	0	0	0	0		
Job No.:	3P3100					Construction:	0	0	0	0	0	0		
Length:	0.00	MPO:	N			FFOS:	0	0	0	0	0	0		
Fund Cat:	Safety	Fed:	11	State:	1	Local:	0							
Sec Cat:	Safety	Awd Date:	N/A		Anticipated Fed Cat:	Safety								
TIP #:		Future Cost:	0		Estimate Total:	12		Payments:	0	0	0	0	11	0
County:	Various	On-call work zone enforcement at various locations in the rural Kansas City District.				Engineering:	0	0	0	1	0	0		
Route:	Various					R/W:	0	0	0	0	0	0		
Job No.:	3P3101					Construction:	0	0	0	0	0	0		
Length:	0.00	MPO:	N			FFOS:	0	0	0	0	0	0		
Fund Cat:	Safety	Fed:	11	State:	1	Local:	0							
Sec Cat:	Safety	Awd Date:	N/A		Anticipated Fed Cat:	Safety								
TIP #:		Future Cost:	0		Estimate Total:	12		Payments:	0	0	0	11	0	0

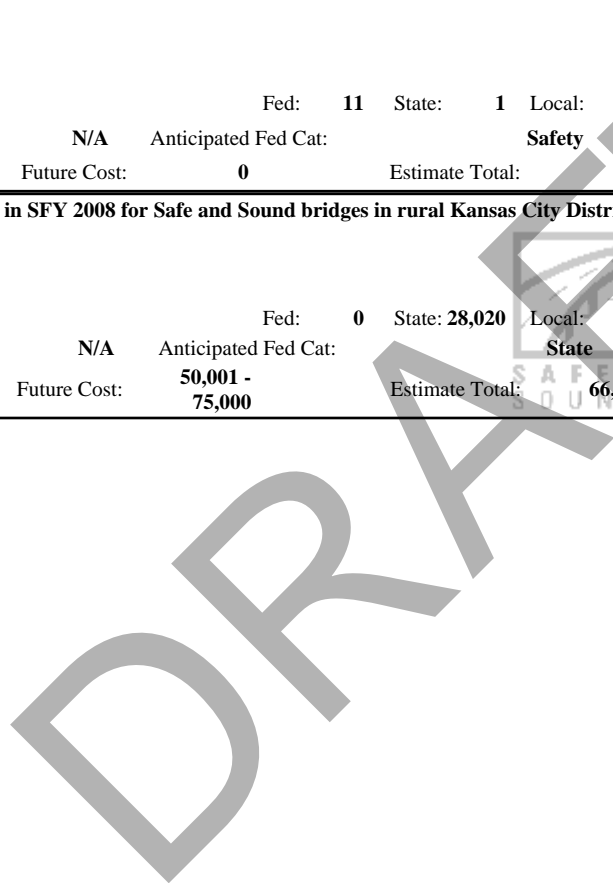
* Subject to the approval of the Transportation Improvement Program by the governing Metropolitan Planning Organization.



2018-2022 Highway and Bridge Construction Schedule

Construction contingency applied to construction cost in the year the project is awarded.
 Three percent project growth factor compounded annually is applied to right-of-way and construction costs in program years 2, 3, 4, and 5.
 No inflation is applied to the Funding From Other Sources (FFOS) or Payments.
 Engineering includes PE costs, CE costs and R/W incidentals.

						STATE FISCAL YEAR PROJECT BUDGETING						
						Prior Prog.	7/2017-6/2018	7/2018-6/2019	7/2019-6/2020	7/2020-6/2021	7/2021-6/2022	
County: Various	On-call work zone enforcement at various locations in the rural Kansas City District.					Engineering:	0	0	0	0	0	1
Route: Various						R/W:	0	0	0	0	0	0
Job No.: 3P3102						Construction:	0	0	0	0	0	0
Length: 0.00	MPO: N						FFOS:	0	0	0	0	0
Fund Cat: Safety	Fed: 11 State: 1 Local: 0					Payments:	0	0	0	0	0	11
Sec Cat: Safety	Awd Date: N/A	Anticipated Fed Cat: Safety										
TIP #:	Future Cost: 0	Estimate Total: 12										
County: Various	Payback beginning in SFY 2008 for Safe and Sound bridges in rural Kansas City District.					Engineering:	0	0	0	0	0	0
Route: Various						R/W:	150	0	0	0	0	0
Job No.: 5B0800R						Construction:	0	0	0	0	0	0
Length: 0.00	MPO: N						FFOS:	150	0	0	0	0
Fund Cat: Taking Care Of System	Fed: 0 State: 28,020 Local: 0					Payments:	37,878	5,604	5,604	5,604	5,604	5,604
Sec Cat: Rehab And Reconst	Awd Date: N/A	Anticipated Fed Cat: State										
TIP #:	Future Cost: 50,001 - 75,000	Estimate Total: 66,048										



* Subject to the approval of the Transportation Improvement Program by the governing Metropolitan Planning Organization.



2018-2022 Highway and Bridge Construction Schedule

Construction contingency applied to construction cost in the year the project is awarded.
 Three percent project growth factor compounded annually is applied to right-of-way and construction costs in program years 2, 3, 4, and 5.
 No inflation is applied to the Funding From Other Sources (FFOS) or Payments.
 Engineering includes PE costs, CE costs and R/W incidentals.

STATE FISCAL YEAR PROJECT BUDGETING						
	Prior Prog.	7/2017-6/2018	7/2018-6/2019	7/2019-6/2020	7/2020-6/2021	7/2021-6/2022
FFOS:	150	597	0	0	0	0
Total R/W:	150	0	0	0	0	0
Total Construction:	0	0	0	0	0	0
Paybacks:	37,878	6,309	5,615	5,615	5,615	5,615
Sub-Total:	38,028	6,309	5,615	5,615	5,615	5,615
Total Engineering:	4	8	1	1	1	1
Grand Total:	38,032	6,317	5,616	5,616	5,616	5,616
		2018	2019	2020	2021	2022
State		5,745	5,605	5,605	5,605	5,605
AC-State		0	0	0	0	0
Local		0	0	0	0	0
Sub-total State		5,745	5,605	5,605	5,605	5,605
Federal						
Sub-total Federal		572	11	11	11	11
Grand Total		6,317	5,616	5,616	5,616	5,616

Project Count: 7

DRAFT

* Subject to the approval of the Transportation Improvement Program by the governing Metropolitan Planning Organization.



2018-2022 Highway and Bridge Construction Schedule

Construction contingency applied to construction cost in the year the project is awarded.
 Three percent project growth factor compounded annually is applied to right-of-way and construction costs in program years 2, 3, 4, and 5.
 No inflation is applied to the Funding From Other Sources (FFOS) or Payments.
 Engineering includes PE costs, CE costs and R/W incidentals.

Kansas City NON TMA Total

STATE FISCAL YEAR PROJECT BUDGETING						
	Prior Prog.	7/2017-6/2018	7/2018-6/2019	7/2019-6/2020	7/2020-6/2021	7/2021-6/2022
FFOS:	150	1,289	813	890	855	855
Total R/W:	150	25	0	0	0	0
Total Construction:	0	17,470	18,818	24,298	3,160	11,578
Paybacks:	37,878	6,309	5,615	5,615	5,615	5,615
Sub-Total:	38,028	23,804	24,433	29,913	8,775	17,193
Total Engineering:	879	3,983	2,319	1,801	215	723
Grand Total:	38,907	27,787	26,752	31,714	8,990	17,916
		2018	2019	2020	2021	2022
State		9,673	9,286	9,489	6,221	8,004
AC-State		6,136	12,661	738	798	1,563
Local		0	0	0	0	0
Sub-total State		15,809	21,947	10,227	7,019	9,567
Federal						
Sub-total Federal		11,978	4,805	21,487	1,971	8,349
Grand Total		27,787	26,752	31,714	8,990	17,916

Project Count: 49

DRAFT

* Subject to the approval of the Transportation Improvement Program by the governing Metropolitan Planning Organization.

District Program Summary
Kansas City (Rural)
(Dollars in Millions)

Amounts include construction and right of way, excludes engineering.

State Fiscal Year	2018	2019	2020	2021	2022
Statewide Interstate And Major Bridge - Available					
Statewide Interstate And Major Bridge - FFOS	0.000	0.000	0.000	0.000	0.000
Statewide Interstate And Major Bridge - Fund Transfers	3.121	0.000	0.000	0.000	0.000
Statewide Interstate And Major Bridge - Carryover	-0.800	0.000	0.000	0.000	0.000
Award and Completed Project Adjustments	0.000	0.000	0.000	0.000	0.000
Statewide Interstate And Major Bridge - Total Available	2.321	0.000	0.000	0.000	0.000
Statewide Interstate And Major Bridge - Programmed	3.121	0.000	0.000	0.000	0.000
Safety - Available	0.769	0.799	0.794	0.790	0.784
Safety - FFOS	0.000	0.458	0.583	0.509	0.509
Safety - Fund Transfers	0.000	0.000	0.000	0.000	0.000
Safety - Carryover	5.016	0.000	0.000	0.000	0.000
Award and Completed Project Adjustments	0.101	0.150	0.015	0.090	0.000
Safety - Total Available	5.886	1.407	1.392	1.389	1.293
Safety - Programmed	0.011	0.483	2.538	0.567	0.584
Taking Care Of System - Available	8.994	9.146	9.182	9.136	9.077
Taking Care Of System - FFOS	0.692	0.355	0.307	0.346	0.346
Taking Care Of System - Fund Transfers	9.684	8.352	7.957	0.000	0.000
Taking Care Of System - Carryover	-4.152	0.000	0.000	0.000	0.000
Award and Completed Project Adjustments	0.147	-1.190	-0.311	-0.014	0.000
Taking Care Of System - Total Available	15.365	16.663	17.135	9.468	9.423
Taking Care Of System - Programmed	14.631	18.679	27.375	8.208	7.824
Flexible & Other - Available					
Flexible & Other - FFOS	0.597	0.000	0.000	0.000	0.000
Flexible & Other - Fund Transfers	5.444	5.117	0.000	0.000	7.806
Flexible & Other - Carryover	-4.235	0.000	0.000	0.000	0.000
Award and Completed Project Adjustments	0.000	-2.660	0.000	0.000	0.000
Flexible & Other - Total Available	1.806	2.457	0.000	0.000	7.806
Flexible & Other - Programmed	6.041	5.271	0.000	0.000	8.786
Statewide Safety - Available					
Statewide Safety - FFOS	0.000	0.000	0.000	0.000	0.000
Statewide Safety - Fund Transfers	0.000	0.000	0.000	0.000	0.000
Statewide Safety - Carryover	0.000	0.000	0.000	0.000	0.000
Award and Completed Project Adjustments	0.000	0.000	0.000	0.000	0.000
Statewide Safety - Total Available	0.000	0.000	0.000	0.000	0.000
Statewide Safety - Programmed	0.000	0.000	0.000	0.000	0.000
Statewide Major Projects & Emerging Needs - Available					
Statewide Major Projects & Emerging Needs - FFOS	0.000	0.000	0.000	0.000	0.000
Statewide Major Projects & Emerging Needs - Fund Transfers	0.000	0.000	0.000	0.000	0.000
Statewide Major Projects & Emerging Needs - Carryover	1.230	0.000	0.000	0.000	0.000
Award and Completed Project Adjustments	0.000	0.000	0.000	0.000	0.000
Statewide Major Projects & Emerging Needs - Total Available	1.230	0.000	0.000	0.000	0.000
Statewide Major Projects & Emerging Needs - Programmed	0.000	0.000	0.000	0.000	0.000
Statewide Amendment 3 - Available					
Statewide Amendment 3 - FFOS	0.000	0.000	0.000	0.000	0.000
Statewide Amendment 3 - Fund Transfers	0.000	0.000	0.000	0.000	0.000
Statewide Amendment 3 - Carryover	-3.856	0.000	0.000	0.000	0.000
Award and Completed Project Adjustments	0.000	0.000	0.000	0.000	0.000
Statewide Amendment 3 - Total Available	-3.856	0.000	0.000	0.000	0.000
Statewide Amendment 3 - Programmed	0.000	0.000	0.000	0.000	0.000

*Note: Three percent inflation compounded annually applied to program years 2019 - 2022
Two percent construction contingency applied to construction.*

District Program Summary
Kansas City (Rural)
(Dollars in Millions)

Amounts include construction and right of way, excludes engineering.

Total Categorized Funding Available by SFY	22.752	20.527	18.527	10.857	18.522
Total Flexible Funds Available	2.490	3.897	15.115	14.971	6.691
Adjustments	0.248	-3.700	-0.296	0.076	0.000
Carryovers	-6.797				
Total Available by SFY	25.242	24.424	33.642	25.828	25.213
Total Programmed by SFY	23.804	24.433	29.913	8.775	17.194

DRAFT

*Note: Three percent inflation compounded annually applied to program years 2019 - 2022
Two percent construction contingency applied to construction.*