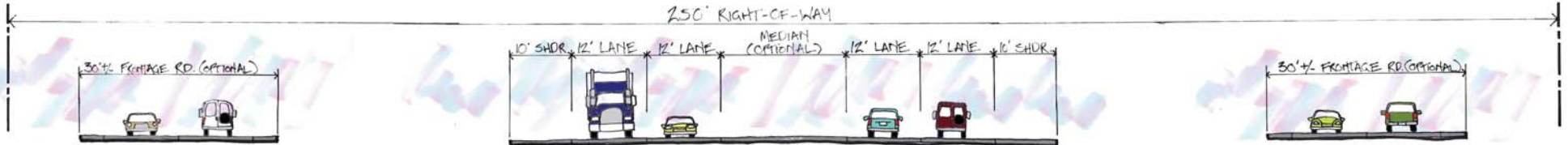
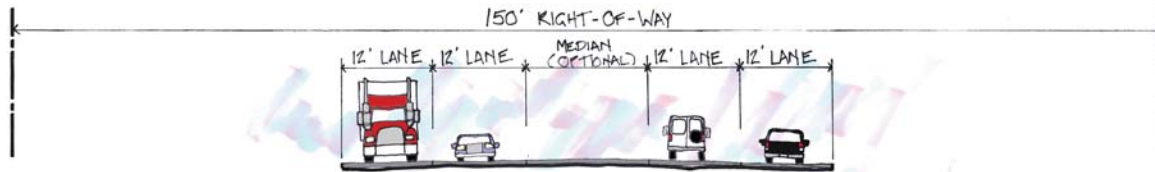


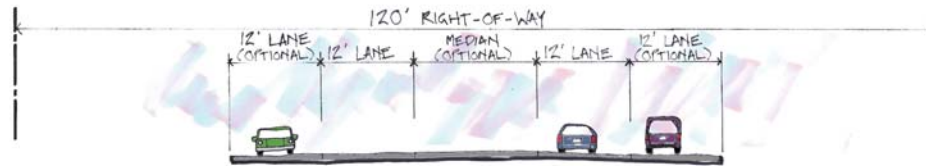
# Exhibit II-3G Typical Cross Sections



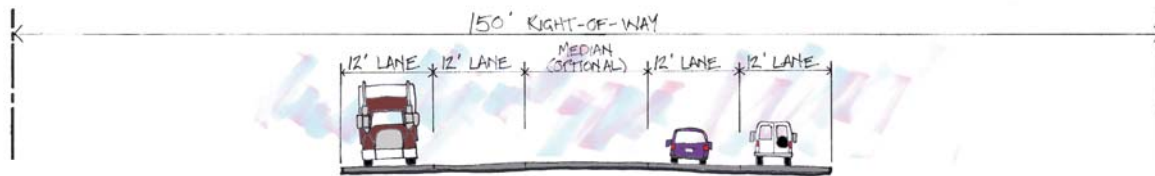
MO 740 Extension  
(Expressway)



Route WW From US63 to MO 740 Extension  
(Major Arterial)



Route WW From Mo 740 Extension to Olivet Road  
(Minor Arterial)



Ballenger Extension  
(Major Arterial)

NOTE: The typical roadway sections shown were developed based on current MoDOT and City of Columbia design guidelines. The typical sections were primarily used for the establishment of an appropriate footprint for use in the impact evaluation process. The actual design configurations of the roadways are subject to modification based on future funding constraints and/or practical design considerations.