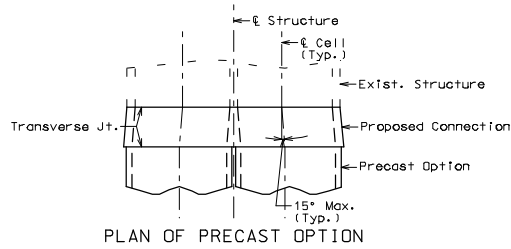
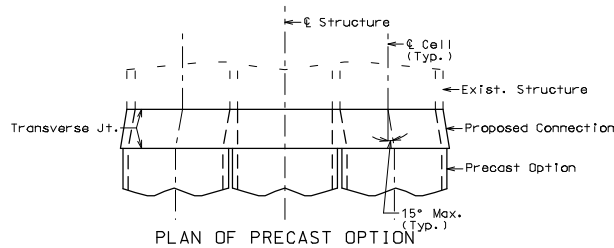


Note to Detailer:

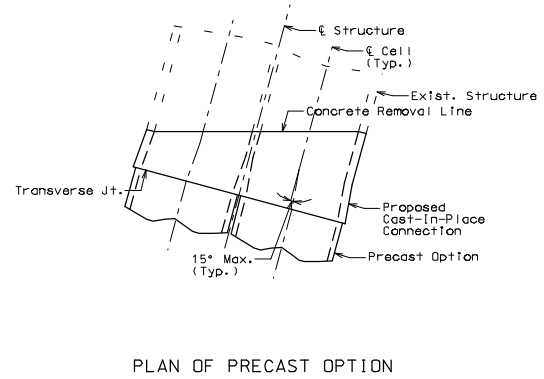
Delete all details shown that are not applicable to project.



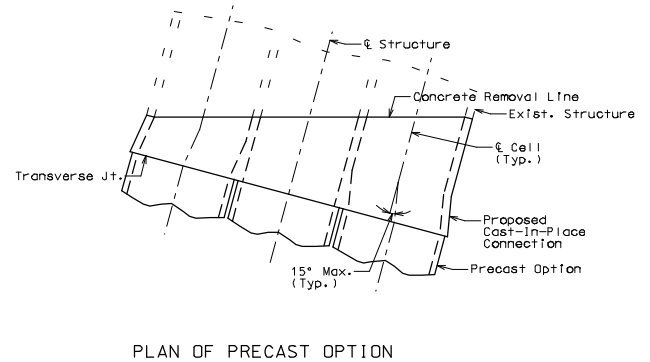
Note:
If precast box sections option is selected by the contractor, the ℄ of existing cell shall not horizontally exceed 15° from ℄ of precast cell.



Note:
If precast box sections option is selected by the contractor, the ℄ of existing cell shall not horizontally exceed 15° from ℄ of precast cell.



Note:
If precast box sections option is selected by the contractor, the ℄ of existing cell shall not horizontally exceed 15° from ℄ of precast cell.



Note:
If precast box sections option is selected by the contractor, the ℄ of existing cell shall not horizontally exceed 15° from ℄ of precast cell.

"THIS MEDIA SHOULD NOT BE CONSIDERED A CERTIFIED DOCUMENT."

DATE PREPARED
07/28/2008

ROUTE STATE

* MO

DISTRICT SHEET NO.

BR * *

COUNTY

* *

JOB NO.

* *

CONTRACT ID.

PROJECT NO.

BRIDGE NO.

BOX 15

DESCRIPTION

DATE

REV.

IF A SEAL IS PRESENT ON THIS SHEET IT HAS BEEN ELECTRONICALLY SEALED AND DATED.

MISSOURI HIGHWAYS AND TRANSPORTATION COMMISSION

105 WEST CAPITOL

JEFFERSON CITY, MO 65102

1-888-ASK-MODOT (1-888-275-6636)

MODOT

COMMISSION

Sheet No. of

Box_15_Precast_option_for_Box_Extensions.dgn 10:46:22 AM 07/28/2008

Detailed Checked

Note: This drawing is not to scale. Follow dimensions.

Sheet No. of

Box_15_Precast_option_for_Box_Extensions.dgn 10:46:22 AM 07/28/2008