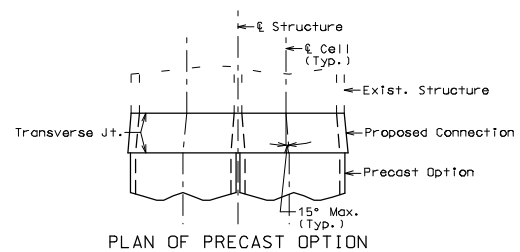


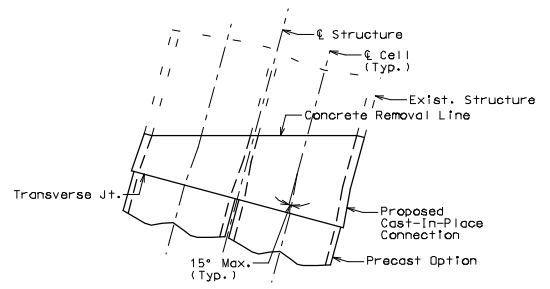
ROUTE	STATE MO	DISTRICT	SHEET NO.
JOB NO.			
CONTRACT ID			
PROJECT NO.			
COUNTY	DATE		

Note to Detailer:

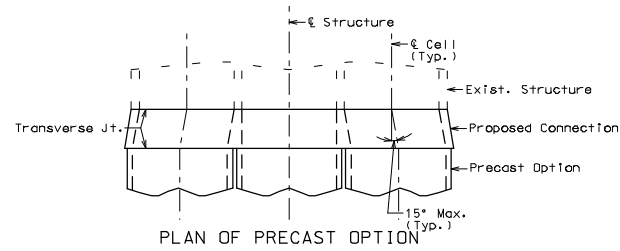
Delete all details shown that are not applicable to project.



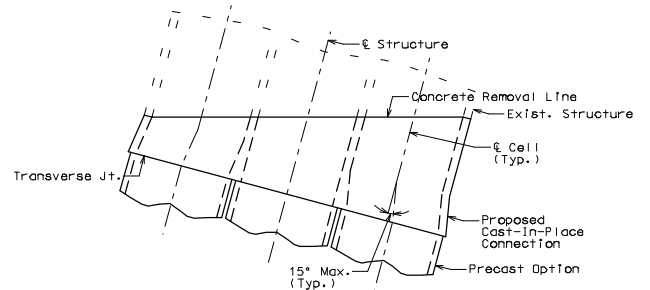
Note:
If precast box sections option is selected by the contractor, the ξ of existing cell shall not horizontally exceed 15° from ξ of precast cell.



Note:
If precast box sections option is selected by the contractor, the ξ of existing cell shall not horizontally exceed 15° from ξ of precast cell.



Note:
If precast box sections option is selected by the contractor, the ξ of existing cell shall not horizontally exceed 15° from ξ of precast cell.



Note:
If precast box sections option is selected by the contractor, the ξ of existing cell shall not horizontally exceed 15° from ξ of precast cell.

Detailed
Checked

Note: This drawing is not to scale. Follow dimensions.

Sheet No. of

BOX 15