

ATTACHMENT C

Demolition of Parcel #7

**Asbestos Inspection and
Removal Information**




MEMORANDUM


Missouri Department of Transportation
Construction and Materials
Central Laboratory

TO: Rolla Rentz-3de

COPY: Kathryn Harvey-de

FROM: Frank Reichart 
Environmental Chemist

DATE: March 8, 2007

SUBJECT: Materials
Asbestos & Heavy Metal Paint Inspection
Route 36
Job No. J3P0409C
Parcels 7 
Shelby County

We are providing you with the results of the requested inspection on the above referenced properties. The inspection report contains an asbestos and a heavy metals survey, unless otherwise requested. The asbestos inspection included sample collection of suspect asbestos-containing material and National Voluntary Laboratory Accreditation Program (NVLAP) accredited testing to confirm the presence of asbestos. This asbestos and heavy metal paint report includes four different report forms. Form T746 lists all of the samples taken during the asbestos inspection. Form T747 shows only those samples that tested positive for Category I nonfriable asbestos-containing materials that may remain in the structure during demolition, if kept adequately wet to avoid visible air emissions. Form T748 shows only those samples that tested positive for asbestos and require removal prior to demolition. Form C760 lists all paint samples taken during the heavy metal paint inspection and their metal content.

In accordance with the National Emissions Standard for Hazardous Air Pollutants (NESHAP), as well as city and county asbestos abatement regulations - Registration, Notification, and Performance Requirements, regulated asbestos-containing material (RACM) namely, Friable and Category II nonfriable, have a high probability of becoming friable under normal demolition forces. Practices and procedures for removal prior to demolition, disposal, and clearances should be in accordance with referenced regulations. Missouri Department of Transportation policy is to perform asbestos abatements in accordance with NESHAP.

In accordance with Missouri Department of Natural Resources' Technical Bulletin "Managing Construction and Demolition Waste" dated January 31 2003, a heavy metal paint inspection has been performed on the above referenced properties. We are providing you with the results of this inspection. The inspection includes locating painted concrete, block and/or brick surfaces, sampling the painted surface(s) and testing the paint(s) to determine if hazardous heavy metals are present. Non-hazardous painted concrete, blocks, or bricks may be used as clean fill

MISSOURI DEPARTMENT OF TRANSPORTATION
CONSTRUCTION AND MATERIALS
Asbestos Survey Report
All Suspect ACM

ROUTE: 36
MODOT JOB NO.: J3P0409C
DISTRICT: 3
COUNTY: Shelby
DATE OF SURVEY: February 27, 2007
PARCEL NO.: 7

SURVEYED BY: Frank Reichart and Diane Roegge
CERTIFICATION #: 7028021406MOIR11239, F.R.
CERTIFICATION #: 7028021406MOIR7165, D.R.
SITE ADDRESS: 6562 US Highway 36, Shelbina

TYPE(S) OF STRUCTURE(S): 1-Story Wood Frame House with Partial Basement, Remains of 2 Barns, and a Wooden Well-House

Sample ID	Type of Materials	Location of Material	Friability Category	Field Measure
	House (Continued)			
7MFJR 316	Surfacing Material	Ceilings, Study, Hallway, and Bedroom #3	N-ACM	
7MFJR 317	Mud/Tape/Joints	Walls, Kitchen	N-ACM	
7MFJR 318	Sheetrock, Joint/Tape/Mud	Walls, Utility Room; and Walls & Ceilings, Bedroom #3	N-ACM	
7MFJR 319	Sheetrock, 2 Ft. From Joint	Walls, Utility Room; and Walls & Ceilings, Bedroom #3	N-ACM	
7MFJR 320	Skim Coat	Walls & Ceilings, Living Room/Study/Hall/Bath/Bedrooms #2 & #3	N-ACM	
7MFJR 321	Plaster	Walls & Ceilings, Living Room/Study/Hall/Bath/Bedrooms #2 & #3	N-ACM	
7MFJR 322	Sheetrock (No Mud/Tape)	Walls & Ceilings, Living Room/Study/Hall/Bath/Bedrooms #2 & #3	N-ACM	
7MFJR 323	Skim Coat	Walls & Ceilings, Living Room/Study/Hall/Bath/Bedrooms #2 & #3	N-ACM	
7MFJR 324	Plaster	Walls & Ceilings, Living Room/Study/Hall/Bath/Bedrooms #2 & #3	N-ACM	
7MFJR 325	Sheetrock (No Mud/Tape)	Walls & Ceilings, Living Room/Study/Hall/Bath/Bedrooms #2 & #3	N-ACM	
7MFJR 326	Skim Coat	Walls & Ceilings, Living Room/Study/Hall/Bath/Bedrooms #2 & #3	N-ACM	
7MFJR 327	Plaster	Walls & Ceilings, Living Room/Study/Hall/Bath/Bedrooms #2 & #3	N-ACM	
7MFJR 328	Sheetrock (No Mud/Tape)	Walls & Ceilings, Living Room/Study/Hall/Bath/Bedrooms #2 & #3	N-ACM	
7MFJR 329	Insulation	Walls & Ceilings, Living Room/Study/Hall/Bath/Bedrooms #2 & #3	N-ACM	
7MFJR 330	Insulation	Walls	N-ACM	
7MFJR 331	Insulation	Attic, Batts	N-ACM	
7MFJR 332	Insulation	Attic, Blown-in	N-ACM	
		Attic, Original	N-ACM	
	Barn Remains			
	No samples taken. No suspect ACM located.			
	Well-House			
7MFJR 333	Asphalt Fiberboard	Walls	N-ACM	
7MFJR 334	Insulation	Walls & Loose	N-ACM	

N-ACM = Non-Asbestos Containing Material I NF = Category I Nonfriable II NF = Category II Nonfriable F = Friable
NAFD = No Asbestos Fiber Detected * = Tested By Point Count Procedure



Asbestos Requirements for Demolition and Renovation Projects

Air Pollution Control Program fact sheet

6/2006

Disclaimer: The statements in this document are intended solely as guidance. This document is not intended, nor can it be relied on, to create any rights enforceable by any party in litigation. This guidance may be revised without public notice to reflect changes in law, regulation or policy.

Introduction

This document is one in a series of fact sheets designed to assist you in becoming aware of the Department of Natural Resources' asbestos requirements. This particular document contains information regarding how to determine if your demolition or renovation project is regulated by the department's air pollution control requirements. It will also help to explain the basic requirements for asbestos inspection, asbestos abatement, and for notification of regulated demolition and renovation projects. Asbestos waste disposal requirements are also covered.

Determining if Your Project Will Involve Regulated Structures

The first step in determining if your demolition or renovation project is regulated is to determine the type of structure that will be affected. The department regulates demolition and renovation projects involving institutional, commercial, public, industrial, or residential structures, installations or buildings. The only exception to this regulation is for a single residential structure that contains four dwelling units or less. Projects that involve two or more residential structures are not exempt. If the residential structure has been used during the course of its history for any purpose other than residential, such as being converted from residential to office use or converted from commercial to residential use then it is no longer exempt. Any single residential structure that is used in fire training exercises is not exempt.

Multiple residential structures being demolished as part of an urban or rural unsafe building or nuisance abatement program may be exempt if they are geographically dispersed from the remaining structures. The department residential structure to be geographically dispersed if it is greater than 500 feet from other structures involved in the demolition or renovation project. Also, the structure must have been used exclusively for residential purposes.

Inspection Requirements

Prior to demolition or renovation activities, regulated structures or those areas that will be subject to demolition or renovation activities must be thoroughly inspected to determine if any asbestos containing materials are present. This inspection must be performed by a Missouri-certified asbestos inspector. The inspector should identify all potential asbestos containing materials that may be disturbed by the demolition or renovation activity. Samples of the suspect materials should be collected and submitted for laboratory analysis to determine if they contain asbestos. The asbestos inspector can assume materials to be asbestos containing and avoid additional laboratory analysis. However, an inspector cannot make a determination that a sus-

PUB002157



pect material is non-asbestos containing without laboratory analysis. The inspector should generate a report of his findings from the inspection. The report should indicate all suspect materials that were identified, as well as quantify the amount, location, category and condition of all asbestos containing materials. The report should also include a copy of the analytical results and chain of custody for all samples that were collected.

In the event that a building is structurally unsound, it may not be possible to thoroughly inspect the entire structure. An inspection should be performed in all areas of the building where it is safe to do so. The final inspection report should clearly indicate what areas, if any, were not inspected. These areas of the building will require special handling during demolition, which is explained later in this bulletin.

If you need assistance with finding a Missouri certified asbestos inspector, you may find a list of inspectors on the department's Web site at www.dnr.mo.gov/env/apcp/Asbestos.htm

Categories of Asbestos Containing Materials

There are three categories of asbestos containing materials that may be identified by an inspector.

- **Friable asbestos containing material**

Any material containing more than one percent asbestos that, when dry, can be crumbled, pulverized or reduced to powder by hand pressure. Examples of friable materials include sprayed or troweled materials such as acoustical ceiling spray or boiler insulation, paper pipe insulation and drop-in ceiling tile.

- **Category I nonfriable asbestos containing material**

Asbestos containing packings, gaskets, *resilient floor covering and asphalt roofing products containing more than one percent asbestos. *(Any vapor barrier on resilient floor coverings such as sheet vinyl or tile is considered friable asbestos.)

- **Category II nonfriable asbestos containing material**

Any nonfriable material, other than category I materials, that contain more than one percent asbestos. Examples of category II materials include asbestos cement wall or roof shingles and cement pipe.

Depending on the type or category of the asbestos containing materials identified at a project and the forces that will eventually act upon them during demolition and renovation, the materials may or may not be regulated by the department's asbestos requirements. To determine the applicability of the department's asbestos requirements, one must determine if the asbestos from your project will meet the definition of Regulated Asbestos Containing Material (RACM).

Regulated Asbestos Containing Material (RACM) includes friable asbestos containing materials; category I nonfriable materials that have become or will become friable or have been subject to sanding, grinding, cutting, burning, or abrading; or category II nonfriable materials that have a high probability of becoming or that have become crumbled, pulverized or reduced to powder by the work practices utilized during the course of demolition or renovation.

Requirements for Abatement of Regulated Asbestos Containing Material

If the asbestos inspection conducted for your renovation or demolition project indicates 160 square feet, 260 linear feet, 35 cubic feet, or more of RACM (threshold quantities) will be im-

pacted by demolition or renovation activities, then all of the RACM must be removed. This removal must be performed by a Missouri registered asbestos abatement contractor.

Abatement contractors are trained in the proper procedures for safely removing and disposing of asbestos containing material and may only employ workers who are trained and subsequently, certified by the department on their projects.

In the event that a building is structurally unsound and it is unsafe to either inspect the building to confirm that no asbestos is present or to remove any RACM identified, the building can be demolished without being inspected or having the RACM removed. However, the demolition must be performed using wet methods and must be performed by a Missouri registered asbestos abatement contractor. Upon completion of the demolition, the debris must be inspected by a Missouri-certified asbestos inspector or assumed to contain RACM. If the asbestos inspection reveals that no RACM is present in the debris, then the debris can be handled as normal demolition waste and be removed by a general demolition contractor. If the asbestos inspection reveals that RACM is present or it is assumed that RACM is present, then all of the demolition debris must be handled as asbestos containing waste, unless the RACM can be isolated from the rest of the debris. All asbestos containing waste must be kept wet until the debris is properly disposed of at an approved sanitary landfill. A registered asbestos abatement contractor must perform the removal of the debris. Upon completion of the debris removal, a site assessment must be done to determine that the area surrounding the demolition site has not been contaminated with asbestos.

If you need assistance with finding a Missouri registered asbestos abatement contractor, a list of contractors is on the department's Web site at www.dnr.mo.gov/env/apcp/Asbestos.htm

Requirements for Abatement of Nonfriable Asbestos Containing Materials

Most nonfriable materials are not considered RACM unless they are in poor condition or are rendered friable by improper work practices during demolition or renovation. Category I nonfriable materials can generally be left in place during demolition activities provided the method of demolition will not make the material friable. However, for certain types of category I materials, such as floor tile and linoleum, the department generally recommends removal prior to demolition as these materials could easily be rendered friable during the demolition process. Also, leaving these materials in place may increase the amount of material considered as asbestos waste and may increase the cost of disposal. If category I ACM is left in place, work practices must be implemented to ensure the material is not made friable during removal or demolition. Any activity that will result in the material being subject to sanding, grinding, cutting, abrading, or burning may cause the material to become subject to regulation, depending on the quantity of RACM involved.

If threshold quantities of category II materials will be impacted, then they must be removed prior to demolition or renovation activities. This removal must be performed in a manner that does not render the material friable. If the material is crumbled, pulverized or reduced to powder during the demolition or removal process, the material may become subject to regulation depending on the quantity of RACM involved.

The Occupational Safety and Health Administration (OSHA) has specific work practice standards for friable and nonfriable Category I and Category II asbestos containing materials. While the removal of nonfriable materials may not be regulated by the department, the material can still pose a safety risk if handled improperly. For any project involving asbestos, whether regulated by the department or not, the use of trained asbestos professionals that are familiar with the

OSHA standards for any asbestos removal work should be considered.

In addition, nonregulated asbestos containing material is still considered a solid waste and must be properly disposed of at an approved landfill or transfer facility in accordance with the

Solid Waste Management Law. You should contact the facility where you plan to dispose of your asbestos waste for additional information on how the material should be packaged and delivered to their facility for disposal.

Notification Requirements

There are two types of notifications required by the department in regard to demolition and renovation projects, asbestos abatement project notification and demolition project notification. Asbestos abatement project notifications must be submitted to the department at least 10 working days prior to the start of a regulated asbestos abatement project. This notification period allows the department the time it needs to prepare to inspect the project to ensure that it is being performed in compliance with all of the applicable requirements. In the case of emergency situations, the department can waive the 10 working day notification period.

However, verbal notice must be provided to the department within 24 hours of the onset of the emergency that describes the nature and scope of the emergency, the measures that will be taken to mitigate the situation, and a schedule for asbestos removal. A written notice must then be submitted to the department within seven days of the onset of the emergency.

The second type of notification is demolition notification. Demolition notification must be provided to the department at least 10 working days prior to the demolition of any regulated structure. This notice is required even if there is no asbestos identified on your project. This notification period provides the department the opportunity to inspect the structure prior to demolition to ensure that all asbestos issues have been properly addressed. A copy of the asbestos inspection report must accompany this notification. In the event a structure is in danger of imminent collapse and has been ordered demolished by a state or local government agency, the department can waive the 10 working day notification period. In this case, notice should be provided as early as possible before, but no later than the following working day. A copy of the government order must also be included with the notification.

It is the obligation of both the owner and any contractors involved to ensure that these notices are provided to the department. Failure to submit the notification is in violation of the department's requirements. The department will issue an approval letter for all asbestos abatement and demolition project notifications for regulated projects. Owners or contractors performing these types of projects should not proceed with the project without this approval.

You may obtain copies of the required notification forms from the department's Web site at www.dnr.mo.gov/env/apcp/Asbestos.htm

Asbestos Waste Disposal Requirements

Asbestos waste from regulated projects involving threshold quantities of RACM must be handled in strict accordance with the department's requirements for asbestos waste disposal. Wastes from these projects must be handled by registered asbestos abatement contractors, who are trained in the provisions for proper waste disposal. These requirements include packaging the material in leak tight containers or wrapping and properly marking and labeling the bags with an asbestos warning label and the information for the generator of the waste. The material must be taken to an approved sanitary landfill or transfer station that accepts asbestos containing waste.

Nonfriable asbestos containing materials that are not made friable are not regulated by the department's asbestos requirements. However, this material is still considered a solid waste

and must be properly disposed of at an approved landfill or transfer facility in accordance with the Solid Waste Management Law. You should contact the facility where you plan to dispose of your asbestos waste prior to removal to determine any specific procedures for waste delivery (packaging, wetting, etc.).

Asbestos Contact Information

For more information on the department's asbestos requirements, you may contact the department's Air Pollution Control Program or one of the department's other offices with the following contact information:

Missouri Department of Natural Resources
Air Pollution Control Program
P.O. Box 176
Jefferson City, MO 65102
(573) 751-4817 - phone
(573) 751-2706 - fax
www.dnr.mo.gov/env/apcp Program Home Page

Other Department Offices

Kansas City Regional Office	Lee's Summit	(816) 622-7000
Northeast Regional Office	Macon	(660) 385-8000
St. Louis Regional Office	St. Louis	(314) 416-2960
Southeast Regional Office	Poplar Bluff	(573) 840-9750
Southwest Regional Office	Springfield	(417) 891-4300

Local Agencies

In Missouri, there are also four local agencies that have been delegated by the department to enforce the asbestos requirements. These local agencies may also have more stringent local ordinances that they enforce as well. Prior to performing a project in one of the following jurisdictions, you should contact the appropriate local agency to determine if any additional requirements apply.

Jurisdiction	Agency	Telephone
Kansas City proper	Kansas City Health Department, Air Quality Section	(816) 513-6314
St. Louis City proper	St. Louis Division of Air Pollution Control	(314) 613-7300
St. Louis County	St. Louis County Health Department	(314) 615-8923
Springfield proper	Springfield-Greene County Health Department	(417) 864-1662

Additional Asbestos Related Guidance Documents

For more specific information on the department's requirements in regard to asbestos, please reference the additional guidance documents listed below or contact the department or appropriate local agency at the contact information listed above.

These documents are available for free download from the department's Web site at www.dnr.mo.gov/pubs/index.html.

- *Asbestos: What is it and Why is it a Concern?* PUB2077
- *Management of Nonfriable Asbestos Containing Materials* PUB2156
- *Requirements for Fire Training Exercises Involving Structures* PUB2029
- *Natural Disaster Assistance for Missouri Citizens - How to Handle Asbestos Containing Debris* PUB2121

**MISSOURI DEPARTMENT OF NATURAL RESOURCES
AIR POLLUTION CONTROL PROGRAM
ASBESTOS PROJECT NOTIFICATION**

Any person who intends to perform an asbestos abatement project subject to the regulations of the Missouri Department of Natural Resources must provide the information requested in this form to comply with the requirements of the Missouri Air Conservation Law, Chapter 643 RSMo and Missouri State Rule 10 CSR 10-6.241. Except as provided in 10 CSR 10-6.241, this form is to be completed and returned to the department not less than 10 working days before the intended start date of the project. This notification is for asbestos abatement activities only and does not satisfy the requirement for demolition notification required by 40 CFR Part 61, Subpart M.

Any notification specifying work practices in violation of the applicable regulations will be considered invalid, as will notifications that are incomplete or illegible.

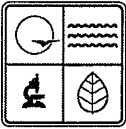
Parts A, B, C, D, E, F, G, and H must be completed for each notification. Notifications lacking the required information will be returned for completion and the 10 working day review period specified in Missouri State Rule 10 CSR 10-6.241 will be recalculated according to the policy of the appropriate agency.

Attach consecutively numbered supplemental pages, as necessary, to provide the information required in this notification form. Each supplemental page must refer to the part number and item to which it pertains, and must identify the project site and notification date. Failure to provide this identifying information will render a notification incomplete.

Mail completed notification and fee to:

MISSOURI DEPARTMENT OF NATURAL RESOURCES
AIR POLLUTION CONTROL PROGRAM (ASBESTOS)
P.O. Box 176
Jefferson City, Missouri 65102

NOTE: If the asbestos project is under the jurisdiction of the Kansas City Air Quality Section, St. Louis County Air Pollution Control Branch, the Springfield-Greene County Air Pollution Control Authority, or the City of St. Louis Division of Air Pollution Control, send this notification directly to the appropriate agency.



MISSOURI DEPARTMENT OF NATURAL RESOURCES
 AIR POLLUTION CONTROL PROGRAM
 P.O. BOX 176, JEFFERSON CITY, MO 65102-0176
ASBESTOS PROJECT NOTIFICATION

FOR APCP USE ONLY

PART A. NOTIFICATION INFORMATION

DATE RECEIVED	CHECK DATE
CHECK NUMBER	CHECK AMOUNT

1. TYPE OF NOTIFICATION (CHECK ONE)
 ORIGINAL REVISION CANCELLATION

2. TYPE OF PROJECT NOTIFICATION
 160 SQUARE FEET, 260 LINEAR FEET, 35 CUBIC FEET OR MORE OF FRIABLE ASBESTOS MATERIAL INVOLVED*
 LESS THAN 160 SQUARE FEET, 260 LINEAR FEET, OR 35 CUBIC FEET OF FRIABLE ASBESTOS MATERIAL INVOLVED
 DOES THIS PROJECT INVOLVE STRUCTURAL RENOVATION OR DEMOLITION **

***NOTE:** A NON-REFUNDABLE REVIEW FEE OF \$100 MUST BE SUBMITTED FOR ANY ASBESTOS ABATEMENT PROJECT INVOLVING 160 SQUARE FEET, 260 LINEAR FEET, 35 CUBIC FEET, OR MORE OF FRIABLE ASBESTOS-CONTAINING MATERIAL, AND FOR PLANNED RENOVATION PROJECTS AS DEFINED IN U.S. EPA REGULATION 40 CFR PART 61 SUBPART M.

****THIS NOTIFICATION DOES NOT SATISFY THE REQUIREMENT FOR DEMOLITION NOTIFICATION. USE FORM NUMBER 780-1923 FOR DEMOLITION NOTIFICATION.**

MAKE CHECKS PAYABLE TO MISSOURI AIR POLLUTION CONTROL PROGRAM OR THE APPROPRIATE LOCAL AGENCY.

3. IF AN UNSAFE STRUCTURE IS BEING DEMOLISHED UNDER THE ORDER OF A STATE OR LOCAL GOVERNMENT AGENCY, INCLUDE A COPY OF THE UNSAFE BUILDING DECLARATION AND COMPLETE THE FOLLOWING:

A. NAME OF INDIVIDUAL ORDERING DEMOLITION	B. TITLE
C. AUTHORITY OF THE INDIVIDUAL	D. TELEPHONE NUMBER

4. FOR EMERGENCY RENOVATIONS COMPLETE THE FOLLOWING:

A. DATE AND HOUR OF THE EMERGENCY
B. DESCRIPTION OF THE SUDDEN, UNEXPECTED EVENT
C. EXPLANATION OF HOW THE EVENT CAUSED UNSAFE CONDITIONS OR WOULD CAUSE EQUIPMENT DAMAGE OR AN UNREASONABLE FINANCIAL BURDEN

5. IF A WAIVER OF ANY REQUIREMENT IS REQUESTED, INDICATE THE WAIVER DESIRED AND THE JUSTIFICATION FOR SUCH A WAIVER. (USE SUPPLEMENTAL SHEET IF NECESSARY)

A. WAIVER	B. JUSTIFICATION
-----------	------------------

PART B. CONTRACTOR INFORMATION AND AUTHORIZATION

1. ASBESTOS ABATEMENT CONTRACTOR NAME		
2. CONTRACTOR ADDRESS		
3. CITY	4. STATE	5. ZIP CODE
6. MISSOURI REGISTRATION NUMBER	7. REGISTRATION EXPIRATION DATE	
8. ON-SITE PROJECT SUPERVISOR AND CERTIFICATION NUMBER	9. CONTRACTOR TELEPHONE NUMBER	

10a. I CERTIFY THAT AN INDIVIDUAL TRAINED IN THE PROVISIONS OF FEDERAL REGULATION (40 CFR PART 61 SUBPART M) WILL BE ON-SITE DURING THE PROJECT AND PROOF THAT THIS PERSON HAS COMPLETED THE REQUIRED TRAINING WILL BE AVAILABLE FOR INSPECTION BY THE DEPARTMENT.

10b. BY MY SIGNATURE, I ATTEST THAT ALL ASBESTOS ABATEMENT PROCEDURES SHALL BE PERFORMED IN COMPLIANCE WITH ALL APPLICABLE STATE AND FEDERAL REGULATIONS.

10c. I HEREBY CERTIFY THAT, TO THE BEST OF MY KNOWLEDGE AND UNDERSTANDING, THE INFORMATION PROVIDED IN THIS NOTIFICATION IS TRUE AND CORRECT.

11. SIGNATURE	12. DATE
---------------	----------

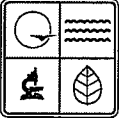
13. PRINTED NAME AND TITLE

PART C. PROJECT DESCRIPTION			
1. FACILITY/PROJECT NAME			
2. ADDRESS			
3. PROJECT CITY	4. COUNTY	5. STATE	6. ZIP CODE
7. OWNER NAME			
8. OWNER ADDRESS			
9. OWNER CITY		10. STATE	11. ZIP CODE
12. OWNER CONTACT		13. OWNER TELEPHONE NUMBER	
14. BUILDING SIZE	15. NUMBER OF FLOORS	16. AGE IN YEARS	
17. PRESENT USE		18. PRIOR USE	

PART D. ASBESTOS MATERIALS TO BE DISTURBED			
1. DESCRIPTION AND QUANTITY OF FRIABLE ASBESTOS MATERIALS TO BE DISTURBED			
MATERIAL	SQUARE FEET	LINEAR FEET	CUBIC FEET
MATERIAL	SQUARE FEET	LINEAR FEET	CUBIC FEET
MATERIAL	SQUARE FEET	LINEAR FEET	CUBIC FEET
MATERIAL	SQUARE FEET	LINEAR FEET	CUBIC FEET
2. DESCRIPTION AND QUANTITY OF NON-FRIABLE ASBESTOS MATERIALS TO BE DISTURBED			
MATERIAL	SQUARE FEET	LINEAR FEET	CUBIC FEET
MATERIAL	SQUARE FEET	LINEAR FEET	CUBIC FEET
MATERIAL	SQUARE FEET	LINEAR FEET	CUBIC FEET
MATERIAL	SQUARE FEET	LINEAR FEET	CUBIC FEET
3. DESCRIBE THE PROCEDURE USED FOR THE DETECTION OF ASBESTOS CONTAINING MATERIALS INCLUDING THE ANALYTICAL METHOD EMPLOYED. INCLUDE A COPY OF THE ASBESTOS INSPECTION REPORT.			

PART E. PROJECT SCHEDULE			
1. SITE PREPARATION PHASE	START DATE	COMPLETION DATE	TIME
2. ASBESTOS ABATEMENT PHASE	START DATE	COMPLETION DATE	TIME
3. DAILY WORK SCHEDULE	START TIME	QUIT TIME	LUNCH BREAK

PART F. OTHER MISSOURI CERTIFIED PERSONNEL INVOLVED WITH PROJECT			
DISCIPLINE	NAME	CERTIFICATE NUMBER	TELEPHONE
1. AIR SAMPLING PROFESSIONAL			
2. INSPECTOR			
3. MANAGEMENT PLANNER			
4. PROJECT DESIGNER			



STATE OF MISSOURI
DEPARTMENT OF NATURAL RESOURCES
ASBESTOS NESHAP NOTIFICATION OF DEMOLITION AND RENOVATION

OPERATOR PROJECT NO.	POSTMARK	DATE RECEIVED	NOTIFICATION NUMBER
----------------------	----------	---------------	---------------------

I. TYPE OF NOTIFICATION
 O - ORIGINAL C - CANCELLED R - REVISION, WRITE REVISION NUMBER _____

II. FACILITY INFORMATION (IDENTIFY OWNER, REMOVAL CONTRACTOR, AND OTHER OPERATOR)

OWNER NAME	ADDRESS		
------------	---------	--	--

CITY	COUNTY	STATE	ZIP CODE
------	--------	-------	----------

CONTACT	TELEPHONE NUMBER
---------	------------------

ASBESTOS REMOVAL CONTRACTOR	ADDRESS		
-----------------------------	---------	--	--

CITY	STATE	ZIP CODE
------	-------	----------

CONTACT	TELEPHONE NUMBER	TITLE
---------	------------------	-------

DEMOLITION CONTRACTOR	ADDRESS		
-----------------------	---------	--	--

CITY	STATE	ZIP CODE
------	-------	----------

CONTACT	TELEPHONE NUMBER	TITLE
---------	------------------	-------

III. TYPE OF OPERATION
 D - DEMO O - ORDERED DEMO R - RENOVATION E - EMERGENCY RENOVATION

IV. IS ASBESTOS PRESENT <input type="checkbox"/> YES <input type="checkbox"/> NO	LIST TYPE OF ASBESTOS MATERIAL(S) TO BE REMOVED
---	---

V. FACILITY DESCRIPTION (INCLUDE BUILDING NAME, NUMBER AND FLOOR OR ROOM NUMBER)

BUILDING NAME

ADDRESS

CITY	COUNTY	STATE	ZIP CODE
------	--------	-------	----------

SITE LOCATION

BUILDING SIZE	NUMBER OF FLOORS	AGE IN YEARS
---------------	------------------	--------------

PRESENT USE	PRIOR USE
-------------	-----------

VI. PROCEDURE, INCLUDING ANALYTICAL METHOD, IF APPROPRIATE, USED TO DETECT THE PRESENCE OF ASBESTOS MATERIAL. INCLUDE A COPY OF THE ASBESTOS INSPECTION.

VII. APPROXIMATE AMOUNT OF ASBESTOS, INCLUDING:

1. REGULATED ACM (RACM) 2. CATEGORY I ACM 3. CATEGORY II ACM	RACM TO BE REMOVED	NONFRIABLE ASBESTOS MATERIAL TO BE REMOVED		NONFRIABLE ASBESTOS MATERIAL NOT TO BE REMOVED	
		CAT I	CAT II	CAT I	CAT II
PIPES (LINEAR FEET)					
SURFACE AREA (SQUARE FEET)					
VOL. RACM OFF FACILITY COMPONENT (CUBIC FEET)					

VIII. SCHEDULED DATES DEMO/RENOVATION (MM/DD/YY)			
START:		COMPLETE:	
IX. SCHEDULED DATES ASBESTOS REMOVAL (MM/DD/YY)		WEEKDAYS WORK HOURS	WEEKEND WORK HOURS
START:		COMPLETE:	
X. DESCRIPTION OF PLANNED DEMOLITION OR RENOVATION WORK, AND METHOD(S) TO BE USED			
XI. DESCRIPTION OF WORK PRACTICES AND ENGINEERING CONTROLS TO BE USED TO PREVENT EMISSIONS OF ASBESTOS AT THE DEMOLITION AND RENOVATION SITE.			
XII. WASTE TRANSPORTER			
ADDRESS			
CITY		STATE	ZIP CODE
CONTACT PERSON		TELEPHONE NUMBER	
XIII. WASTE DISPOSAL SITE			
NAME			
LOCATION			
CITY		STATE	ZIP CODE
TELEPHONE NUMBER			
XIV. IF DEMOLITION ORDERED BY A GOVERNMENT AGENCY, PLEASE IDENTIFY THE AGENCY BELOW			
NAME		TITLE	
AUTHORITY			
DATE OF ORDER (MM/DD/YY) INCLUDE A COPY OF THE ORDER.		DATE ORDERED TO BEGIN (MM/DD/YY)	
XV. FOR EMERGENCY RENOVATIONS			
A. DATE AND HOUR OF EMERGENCY (MM/DD/YY)			
B. DESCRIPTION OF THE SUDDEN, UNEXPECTED EVENT			
C. EXPLANATION OF HOW THE EVENT CAUSED UNSAFE CONDITIONS OR WOULD CAUSE EQUIPMENT DAMAGE OR AN UNREASONABLE FINANCIAL BURDEN			
XVI. DESCRIPTION OF PROCEDURES TO BE FOLLOWING IN THE EVENT THAT UNEXPECTED ASBESTOS IS FOUND OR PREVIOUSLY NONFRIABLE ASBESTOS MATERIAL BECOMES CRUMBLLED, PULVERIZED, OR REDUCED TO POWDER.			
XVII. I certify that an individual trained in the provisions of this regulation (40 CFR Part 61, Subpart M) will be on-site during the demolition or renovation and evidence that the required training has been accomplished by this person will be available for inspection during normal business hours (required 1 year after promulgation).			
SIGNATURE OF OWNER/OPERATOR			DATE
XVIII. I certify that the above information is correct.			
SIGNATURE OF OWNER/OPERATOR			DATE