
Convenient, Clean and Safe Roadside Accommodations

*Tangible Result Driver – Don Hillis,
Director of System Management*

Many Missouri motorists depend on roadside parks and rest areas during their travels for the opportunity to rest and refresh themselves in a safe environment. Providing safe, clean and convenient accommodations allows motorists to travel more safely and comfortably.



Convenient, Clean and Safe Roadside Accommodations

Percent of customers satisfied with rest areas' convenience, cleanliness and safety

Result Driver: Don Hillis, Director of System Management

Measurement Driver: Jim Carney, State Maintenance Engineer

Purpose of the Measure:

This measure helps MoDOT understand customer expectations concerning the convenience, cleanliness and safety of its rest areas. This information will provide insight to rest area location, lighting and security as well as the overall cleanliness expectations.

Measurement and Data Collection:

MoDOT measures this attribute with both internal and external data collection. MoDOT receives information from a survey card offered at all rest areas. The survey cards ask a variety of questions with three of the questions specifically asking if the rest area is convenient, clean and safe. This provides direct input from our customers and is considered our external source. All comments from the cards are sent to the districts and sheltered workshop contractor to ensure concerns are addressed in a timely manner.

To ensure the customer satisfaction, all rest areas are inspected using an attribute list developed and based on an industry-wide literature review. The attribute list includes characteristics rest-area users identified as what they consider convenient, clean and safe. MoDOT maintenance employees inspect all rest areas and the work of the sheltered workshop contractor at least two times per month using this list and are considered our internal source.

MoDOT works with Extended Employment Sheltered Workshops to provide the cleaning at all 19 rest areas in the system. The sheltered workshop employees provide this service 365 days a year, many from early morning (6 a.m.) to late in the evening (10 p.m.). This measure is updated quarterly.

Improvement Status:

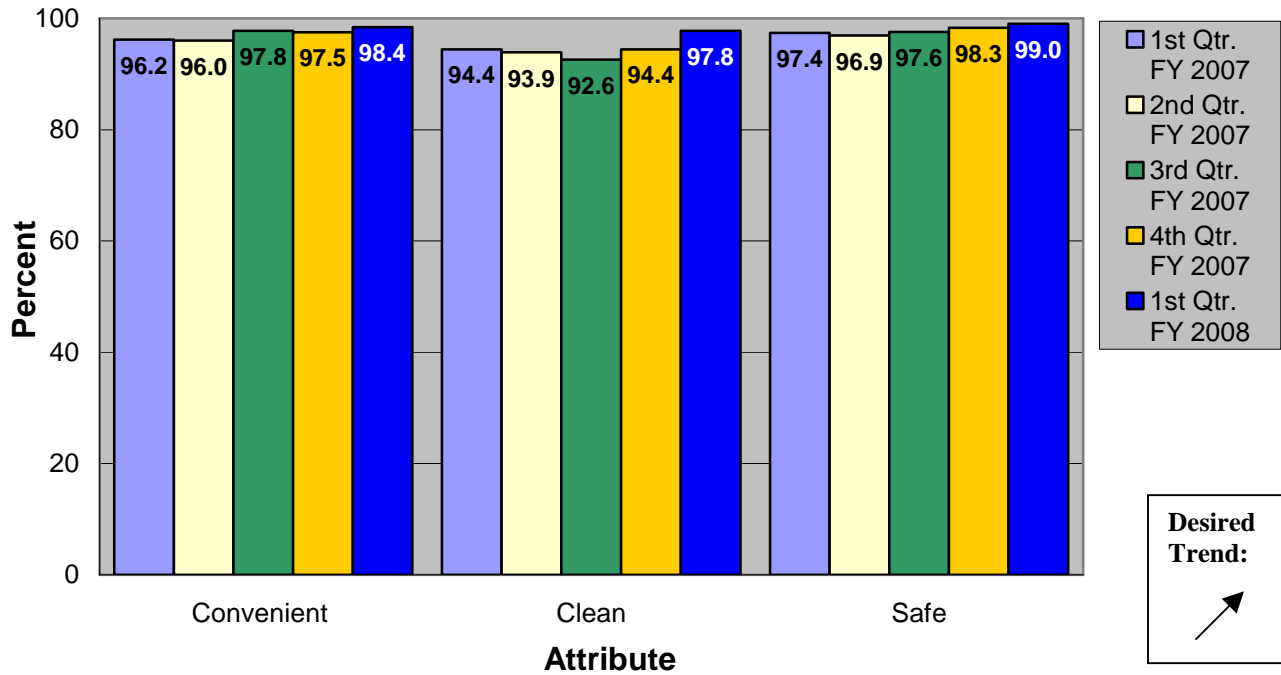
The rest area survey cards were made available in May 2005. The increase in the number of returned cards corresponds with the seasonal increase in visitors to the rest areas. A total of 8,054 cards were returned in fiscal year 2006 compared to 8,178 in FY 2007. In the first quarter of FY 2008, 4,653 cards were returned. This is the largest number of returned surveys to date and over half of the surveys returned in each of the past two years.

- First Quarter FY 2007, 3,125 surveys received
- Second Quarter FY 2007, 1,489 surveys received
- Third Quarter FY 2007, 788 surveys received
- Fourth Quarter FY 2007, 2,776 surveys received
- First Quarter FY 2008, 4,653 surveys received

Customer satisfaction for all three attributes is higher than the previous quarter. MoDOT implements actions to improve the cleanliness at rest areas with lower satisfaction ratings by direct contact with the contractor. Based on the cards returned from 49 states, Canada, Ireland, the United Kingdom, Switzerland, Mongolia, China and Spain, MoDOT is meeting the needs of its customers.

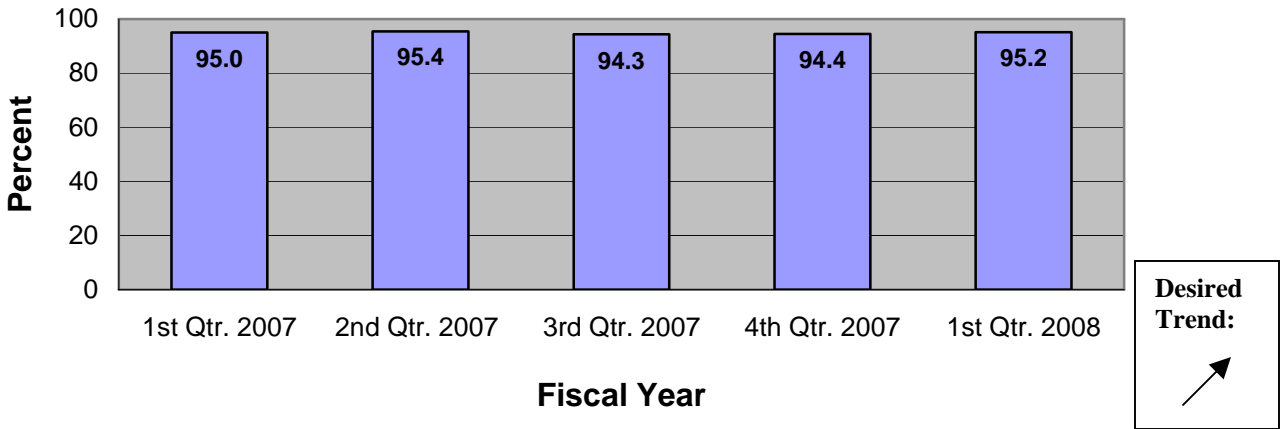
The internal rest area inspections started in May 2005. MoDOT is doing extremely well at meeting the customers' expectations for convenient, clean and safe facilities, largely in part to these inspections conducted a minimum of two times per month. The inspection scores had decreased the past two quarters but rebounded to 95.2 percent for the first quarter of 2008, slightly higher than the same time period of 2007. MoDOT takes care of maintenance concerns in a timely manner to keep the rest areas open for use.

Percent of Customers Satisfied with Rest Areas' Convenience, Cleanliness and Safety



Note: Rest area customer satisfaction benchmarks are limited. Florida's 2004 rest area customer survey results found: 90 percent said the rest areas were clean, 83 percent said there were enough rest areas and 88 percent said the rest areas were safe.

Percent of Customers Satisfied with Rest Areas' Convenience, Cleanliness and Safety Statewide Average Score of Rest Area Condition Internal Inspections



Convenient, Clean and Safe Roadside Accommodations

Percent of customers satisfied with commuter lots' convenience, cleanliness and safety

Result Driver: Don Hillis, Director of System Management

Measurement Driver: Tim Chojnacki, Maintenance Liaison Engineer

Purpose of the Measure:

This measure will help the department understand customer expectations concerning commuter lot convenience, cleanliness and safety. This information will provide insight to location, lighting and security at commuter lots as well as their overall cleanliness.

Measurement and Data Collection:

MoDOT receives information in the form of survey cards distributed by MoDOT employees at 20 commuter lots. The survey contains a variety of questions, three of which specifically ask if the commuter lot is convenient, clean and safe. This is a baseline measure that provides direct input from the department's customers and is considered an external source. This is an annual measure updated each January.

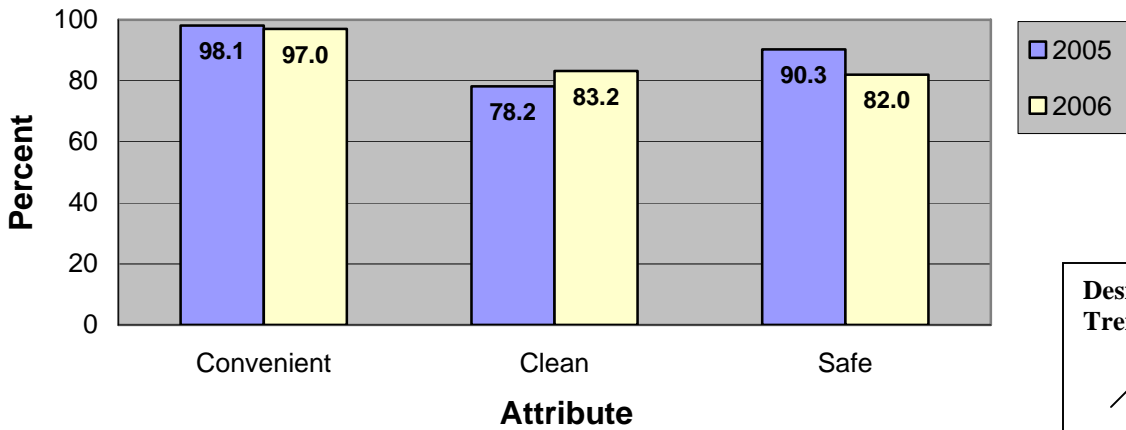
To further assess condition and ensure customer satisfaction with the commuter lots, all lots are inspected based on attributes identified in an industry-wide literature review as to what commuter lot customers consider convenient, clean and safe. MoDOT maintenance employees inspect all commuter lots each quarter. This measure is updated quarterly.

Improvement Status:

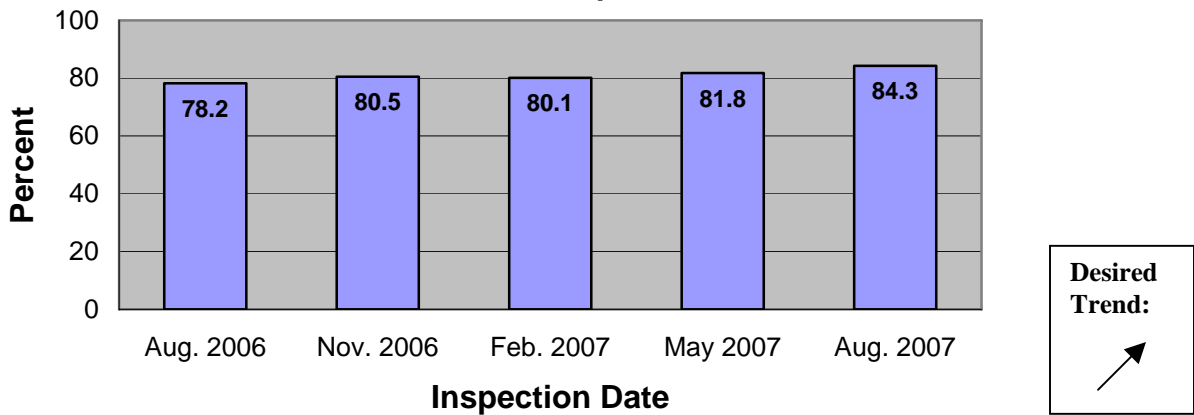
Commuter lot survey cards were distributed to 1,134 customers in December 2006 and the department received 446 replies. Ninety-seven percent of the customers thought the lots were convenient with 66 percent using them five days per week. Sixty-eight percent cited saving fuel costs as the most important reason to use the lot. Eighty-three percent of the customers were satisfied with cleanliness. MoDOT received many comments about litter and the need for trash cans. Eighty-two percent of customers were satisfied with safety at the lots with several customers expressing the need for additional lighting and almost 9 percent reporting theft and property damage concerns. Other frequent comments included the need for better surface maintenance on the gravel and asphalt lots and in a few lots expansion to provide more parking spaces.

MoDOT established a quarterly internal inspection process in May 2006 to be performed at all commuter lots to identify maintenance needs. The quarterly inspections provide input to district maintenance supervisors on work needed at the commuter lot for condition of signs, parking lot surface, litter, and vegetation management. The August 2006 inspection indicated a statewide average condition score of 78 percent. The November 2006 and February 2007 condition scores were both 80 percent. The May 2007 condition score improved slightly to 82 percent and the August 2007 condition score was 84 percent, continuing the positive trend. MoDOT staff continues to improve their efforts working with law enforcement agencies to more closely monitor the lots that have reported concerns with theft and property damage complaints to improve safety.

Percent of Customers Satisfied with Commuter Lots' Convenience, Cleanliness and Safety



Percent of Customers Satisfied with Commuter Lots' Convenience, Cleanliness and Safety
Statewide Average Score of Commuter Lot Condition Internal Inspections



Convenient, Clean and Safe Roadside Accommodations

Number of users of commuter parking lots

Result Driver: Don Hillis, Director of System Management

Measurement Driver: Tim Chojnacki, Maintenance Liaison Engineer

Purpose of the Measure:

This measure tracks the number of commuter parking lot users. It will help the department determine whether its commuter parking lots are adequate at current locations and whether lots are fulfilling the needs of the traveling public.

Measurement and Data Collection:

District maintenance personnel count the number of vehicles parked in each commuter lot in conjunction with the quarterly condition inspections. Data is collected from every district to create a statewide report. This measure is updated quarterly.

Improvement Status:

There was a slight decrease in the number of vehicles parked in the commuter lots from the previous quarter. A total of 2,593 vehicles were parked at the lots this quarter compared to 2,657 vehicles parked last quarter. This represents a decline of 2.4 percent. Since the last quarter, one lot has opened containing 30 spaces, bringing the total number of available spots to 6,196. MoDOT will continue to encourage motorists to use these lots through news releases and the recently developed commuter parking lot brochure. MoDOT is currently working with DNR to advertise the week of October 22-26, 2007 as “Share the Ride Statewide”.

