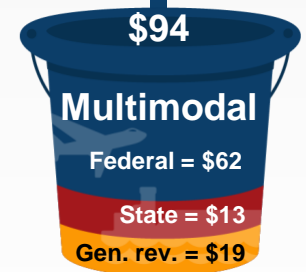
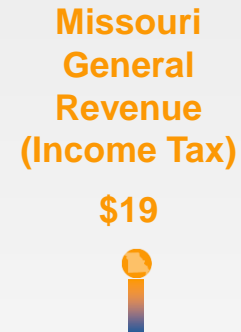
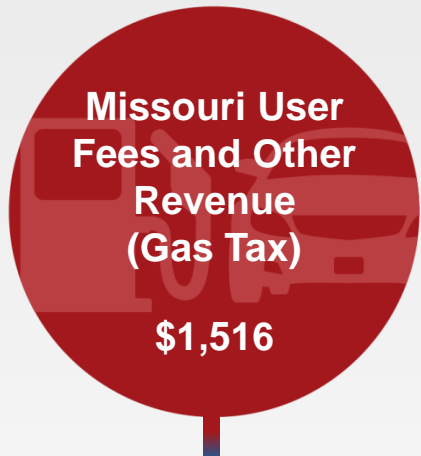


Missouri Transportation Funding

FISCAL YEAR 2017 (Dollars in Millions)



Total Expenditures

\$2,578



Other State Agencies \$261



Aviation \$39

Transit \$31

Rail \$17

\$4 Port-Waterways

\$3 Multimodal Internal Operating Costs*

\$1 Freight

STAR Fund Loan Program \$0

Contractor Payments: \$630
Program Delivery*: \$129
Design Consultants: \$29
Right-of-way Acquisitions: \$5

Construction Program \$793

Roadway: \$232
Equipment and Utilities: \$88
Roadside: \$41
Winter: \$29
Bridge: \$22
Insurance: \$17
Incident Management: \$11
Other: \$9

Maintenance* \$449

Internal Operating Costs*: \$24
Capital Improvements: \$7
Information Systems Investments: \$19
Fleet Investments: \$25

Fleet, Facilities and Info Systems \$75

Admin* \$51

Highway Safety Programs* \$19

*Includes salaries, wages, and fringe benefits.