


Safety Belt Use



Only nine states rank lower in safety belt use than Missouri.

Missouri Statewide




2015	2016
641 Killed	688 Killed
63% Unbelted	62% Unbelted

Teens (15-19)



2015	2016
64 Killed	72 Killed
75% Unbelted	78% Unbelted



What are Drivers' Odds?

IN A CRASH:

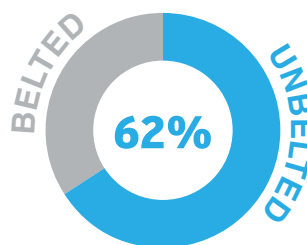
Unbelted - 1 in 27 chance of being killed.

Belted - 1 in 1,239 chance of being killed.



Pass a Primary, SAVE:

43 Lives
536 Serious Injuries
\$118 million in costs



The REALITY:

From 2014 to 2016,
62% of all drivers and passengers killed in crashes were **unrestrained.**

Pickup



2015	2016
149 Killed	145 Killed
77% Unbelted	69% Unbelted



Missouri Coalition
for **Roadway Safety**



Sources: Data Sources: Missouri State Highway Patrol, Missouri Department of Transportation, National Highway Traffic Safety Administration